

EVALUATION REPORT

for Certification of Conformity (MPE)

Applicant: LG Electronics USA.
1000 Sylvan Avenue,
Englewood Cliffs New Jersey United States 07632,
Attn: Kyung-Su Han / Director

Date of Issue: Oct. 30, 2018
Order Number: GETEC-C1-19-411
Test Report Number: GETEC-E3-19-022
Test Site: GUMI UNIVERSITY EMC CENTER
CAB Designation Number: KR0033

FCC ID. : BEJA408SW19
Applicant : LG Electronics USA.

Rule Part(s)	: FCC Part 1
Test Procedure	: FCC Part 1, Subpart I, section 1.1310 and KDB 680106 D01 V03
EUT Type	: Household Refrigerator
Type of Authority	: Certification
Model Name	: URETC1408N
Trade Mark	: LG

This equipment has been shown to be in compliance with the applicable technical standards as indicated in the measurement report and was tested in accordance with the measurement procedures specified in 47 CFR Part 1, Subpart I, section 1.1310 and KDB 680106 D01 V03


I attest to the accuracy of data. All measurements reported herein were performed by me or were made under my supervision and are correct to the vest of my knowledge and belief. I assume full responsibility for the completeness of these measurements and vouch for the qualifications of all persons taking them.

Tested by,

Reviewed by,



Sang Hyun Park, Associate Engineer
GUMI UNIVERSITY EMC CENTER




Hyoung Seop Kim, Technical Manager
GUMI UNIVERSITY EMC CENTER



CONTENTS

1. GENERAL INFORMATION	3
2. INTRODUCTION	4
3. PRODUCT INFORMATION	5
3.1 DESCRIPTION OF EUT.....	5
3.2 DEFINITION OF MODELS	5
3.3 SUPPORT EQUIPMENT / CABLES USED	5
3.4 MODIFICATION ITEM(S).....	5
4. DESCRIPTION OF TESTS.....	6
4.1 TEST CONDITION.....	6
5. TEST EQUIPMENT USED	6
6. TEST RESULT	7
6.1 TEST SETUP	7
6.2 MEASUREMENT PROCEDURE.....	7
6.3 EQUIPMENT APPROVAL CONSIDERATIONS.....	8
6.4 ENVIRONMENTAL EVALUATION AND EXPOSURE LIMIT	9
6.5 E AND H FIELD STRENGTH	10
6.5.1 FIELD STRENGTH MEASURE VALUE AT 15 CM FROM THE EDGES SURROUNDING THE EUT AND 20 CM ABOVE THE TOP SURFACE.....	10
 APPENDIX A- TEST SET UP PHOTOGRAPHS	
APPENDIX B- OPTIONAL MEASURE TEST	





Scope: Measurement and determination of electromagnetic emissions (EME) of radio frequency devices including intentional and / or unintentional radiators for compliance with technical rules and regulations of the Federal Communications Commission.

1. General Information

Applicant: LG Electronics USA.

**Applicant Address: 1000 Sylvan Avenue,
Englewood Cliffs New Jersey United States 07632**

Manufacturer: LG Electronics Inc.

**Manufacturer Address: 170, Sungsanpaechong-ro, Seongsan-gu, Changwon-si,
Gyeongsangnam-do, 642-711, Korea**

Contact Person: Kwang-Mu, Son / Chief Research Engineer

Tel. Number: +82-55-260-3966

- **FCC ID.** BEJA408SW19
- **EUT Type** Household Refrigerator
- **Model Name** URETC1408N
- **Rule Part(s)** FCC Part 1
- **Type of Authority** Certification
- **Test Procedure(s)** FCC Part 1, Subpart I, section 1.1310 and KDB 680106 D01 V03
- **Dates of Test** Sep. 26 ~ Oct. 29, 2019
- **Place of Test** **GUMI UNIVERSITY EMC CENTER**
(FCC Test Firm Registration Number: 269701)
37 Yaeun-ro, Gumi-si, Gyeongsangbuk-do, 730-711, Republic of Korea.
- **Test Report Number** GETEC-E3-19-022
- **Dates of Issue** Oct. 30, 2019



2. Introduction

The measurement procedure described in American National Standard for Methods of Measurement of Radio-Nose Emissions From Low-Voltage Electrical and Electronic Equipment in the Range of 9 kHz to 40 GHz (ANSI C63.4-2014) was used in determining radiated and conducted emissions emanating from **LG Electronics USA**.

Household Refrigerator (Model name: URETC1408N)

These measurement tests were conducted at **GUMI UNIVERSITY EMC CENTER**.

The site address is 37 Yaeun-ro, Gumi-si, Gyeongsangbuk-do, 730-711, Gyeongnam 641-713, Korea

This test site is one of the highest point of GUMI UNIVERSITY at about 200 kilometers away from Seoul city and 40 kilometers away from Daegu city. It is located in the valley surrounded by mountains in all directions where ambient radio signal conditions are quiet and a favorable area to measure the radio frequency interference on open field test site for the computing and ISM devices manufactures. The detailed description of the measurement facility was found to be in compliance with the requirements of §2.948 according to ANSI C63.4 (2014)

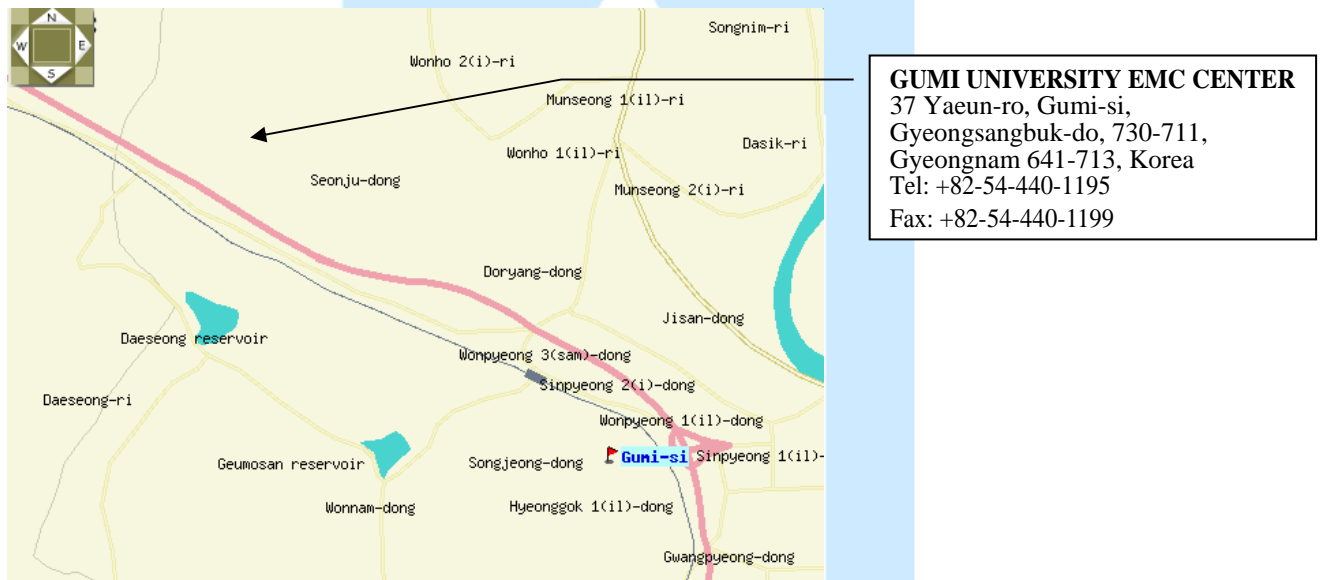



Fig 1. The map above shows the GUMI UNIVERSITY in vicinity area.





3. Product Information

3.1 Description of EUT

The Equipment under Test (EUT) is the **LG Electronics USA. Household Refrigerator (Model Name: URETC1408N) FCC ID.: BEJA408SW19.**

Type of Equipment	Household Refrigerator
Model Name	URETC1408N
Serial Number	Prototype
RF Frequency	330 kHz ~ 370 kHz
External connector	DC input 1 EA
Rated Voltage	Input : AC 115 V, 60 Hz (Wireless Power Transmitter input voltage: DC 12 V)
Output Electricity Power	Less than 3 W
Size(W x H x T)	35 ^{3/4} (W) x 23 ^{7/8} (D) x 83 ^{1/2} (H) inch (Wireless Power Transmitter module :50 (mm) x 35 (mm) x 1.0 (mm))

3.2 Definition of models

- None.

3.3 Support Equipment / Cables used

3.3.1 Used Support Equipment

Description	Manufacturer	Model Name	S/N & FCC ID.
None	-	-	S/N: - FCC ID.: -

See "Appendix A – Test Setup Photographs" for actual system test set-up

3.3.2 System configuration

Description	Manufacturer	Model Name	S/N & FCC ID.
WLAN module	LG Electronics Inc.	PWFSA2	S/N: -. FCC ID.: -.

3.3.3 Used Cable(s)

Cable Name	Condition	Description
Power cable	Connected to the EUT and AC power	2.80 m Unshielded.

3.4 Modification Item(s)

- None





4. Description of tests

4.1 Test Condition

The EUT was installed, arranged and operated in a manner that is most representative of equipment as typically used. The measurements were carried out while varying operating modes and cable positions within typically arrangement to determine maximum emission level.

The representative and worst test mode(s) were noted in the test report.

- Test Voltage / Frequency: AC 115V, 60 Hz
 (Wireless Power Transfer Device were supplied DC 12 V from main system)
- Operating condition during the test(s) :


This device has been tested in the configurations of Power transfer mode with WIFI module operating.

Charging Current	Support Equipment	Comment
1 000 mA	Household Refrigerator Shelf RX module	

5. Test Equipment used

Model Name	Manufacturer	Description	Serial Number	Due to Calibration
■ - ELT-400	Narda Safety Test Solutions GmbH	EMF Tester	N-0896	Jan. 29, 2020
■ - HI-6105	ETS LINDGREN	Electric field Probe	203871	Jan. 04, 2020

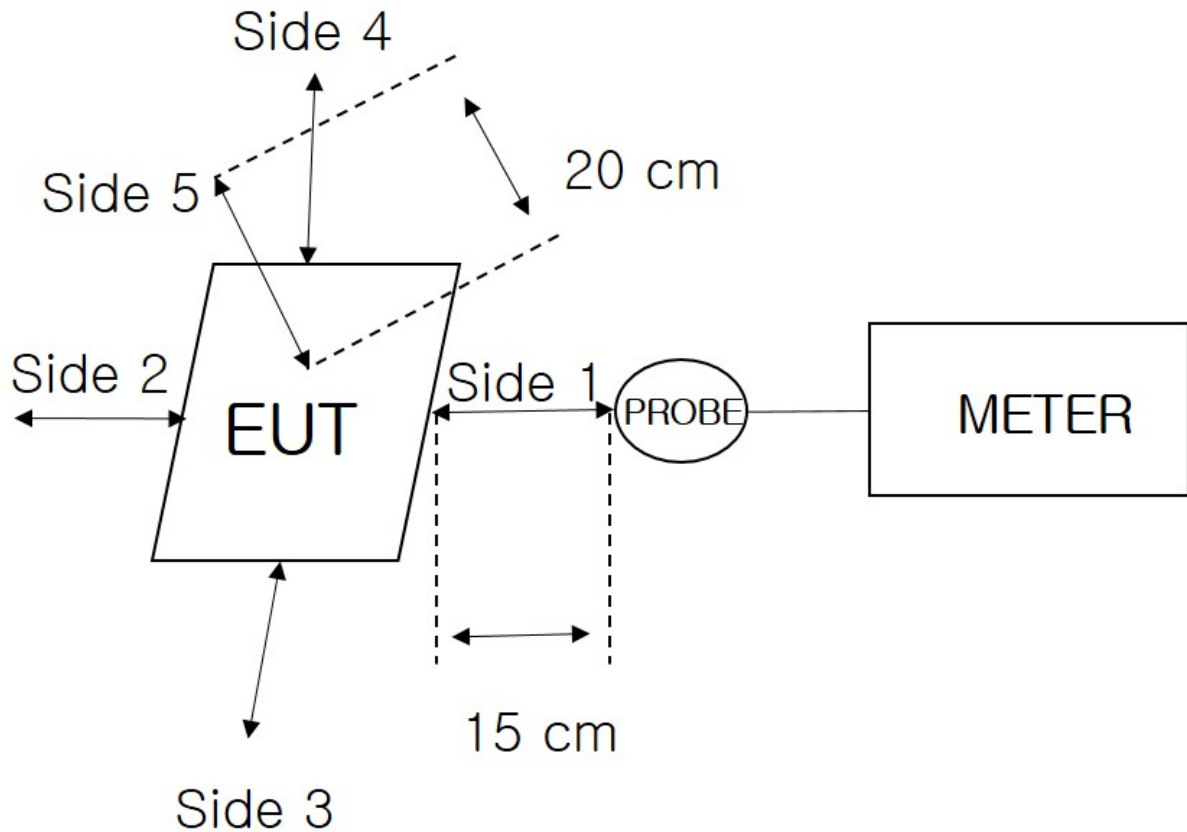
All test equipment used is calibrated on a regular basis.





6. Test Result

6.1 Test Setup



6.2 Measurement Procedure


The RF exposure test was performed on 360 degree turn table in anechoic chamber. The measurement probe was placed at test distance (15 cm and 20 cm (the top surface)) which is between the edge of the charger and the geometric center of probe. The turn table was rotated 360 degree to search of highest strength. The highest emission level was recorded and compared with limit as soon as measurement of each points (Side 1 ~ 5) were completed. The EUT were measured according to the dictates of KDB 680106 D01v03



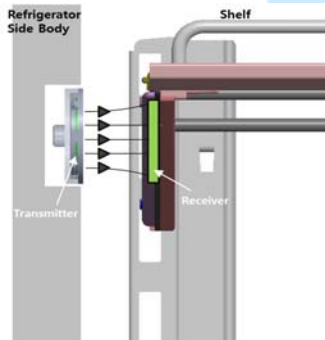
6.3 Equipment Approval Considerations.

The EUT does with item 5.2 of KDB 680106 D01v03

- a) Power transfer frequency is less than 1 MHz
- Power transfer(Main Carrier) frequency is fixed between 330 kHz ~ 370 kHz
- b) Output power from each primary coil is less than or equal to 15 watts.
- The maximum field strength of fundamental : 57.51 dB μ V/m at 3 m. The EIRP calculation is reference to KDB 789033
* $EIRP[dBm] = E[dB\mu V/m] + 20\log(d[meters]) - 104.77$, $d = 3$ m
* $57.51 \text{ dB}\mu V/m - 95.2 = -37.69 \text{ dBm EIRP}$
* The output power from primary coil is 0.000 17 mW
- c) The transfer system includes only single primary and secondary coils. This includes charging systems that may have multiple primary coils and clients that are able to detect and allow coupling only between individual pairs of coils
- The system is consists of single primary and secondary coils.



- d) Client device is inserted in or placed directly in contact with the transmitter
- Client device(Receiver) is placed by the transmitter with a less than 10 mm gap.
Refer to following photo.



- e) Mobile exposure conditions only (portable exposure conditions are not covered by this exclusion)
-None.
- f) The aggregate H-fields strengths at 15 cm surrounding the device and 20 cm above the top surface from all simultaneous transmitting coils are demonstrated to be less than 50% of the MPE limit.
- 0.414 A/m (maximum measure value) < 0.815 A/m (50% MPE limit)



6.4 Environmental evaluation and exposure limit

* according to FCC CFR 47 part 1, 1.1307(b), 1.1310

§1.1310 : The criteria listed in the following table shall be used to evaluate the environment impact of human exposure to radio frequency (RF) radiation as specified in §1.1307(b), except in the case of portable devices which shall be evaluated according to the provisions of FCC part 2.1093 of this chapter

Table 1 – LIMITS FOR MAXIMUM PERMISSIBLE EXPOSURE (MPE)


Frequency Range (MHz)	Electric Field Strength(V/m)	Magnetic Field Strength(A/m)	Power Density (mW/cm ²)	Average Time (minutes)
(A) Limits for Occupational /Control Exposures				
0.3 – 3.0	614	1.63	*(100)	6
3.0 – 30	1842/f	4.89/f	*(900/f ²)	6
30 – 300	61.4	6.163	1.0	6
300 – 1 500			f/300	6
1 500 – 100 000			5	6
(B) Limits for General Population / Uncontrol Exposures				
0.3 – 1.34	614	1.63	*(100)	30
1.34 – 30	824/f	2.19	*(180/f ²)	30
30 – 300	27.5	0.073	0.2	30
300 – 1 500			f/1 500	30
1 500 – 100 000			1.0	30

F=frequency in MHz

* = Plane wave equivalent power density

Note 1 to Table 1: Occupational/controlled limits apply in situations in which persons are exposed as a consequence of their employment provided those persons are fully aware of the potential for exposure and can exercise control over their exposure. Limits for occupational/controlled exposure also apply in situations when an individual is transient through a location where occupational/controlled limits apply provided he or she is made aware of the potential for exposure.

Note 2 to Table 1: General population/uncontrolled exposures apply in situations in which the general public may be exposed, or in which persons that are exposed as a consequence of their employment may not be fully aware of the potential for exposure or can not exercise control over their exposure.





6.5 E and H field strength

Temperature : 22.8 °C
 Relative Humidity : 37.4 % R.H.
 Air pressure : 100.6 kPa
 Test mode : Continuous Power transmitting mode with WIFI module operating

6.5.1 Field Strength measure value at 15 cm from the edges surrounding the EUT and 20 cm above the top surface

Electric Field Strength

Test Position	Probe Measure Result(V/m)	Limit(V/m)	50 % Limit(V/m)
Side 1	8.67	614	307
Side 2	6.23	614	307
Side 3	6.95	614	307
Side 4	7.18	614	307
Side 5	5.24	614	307

Magnetic Field Strength

Test Position	Probe Measure Result(A/m)	Limit(A/m)	50 % Limit(A/m)
Side 1	0.175	1.63	0.815
Side 2	0.132	1.63	0.815
Side 3	0.126	1.63	0.815
Side 4	0.178	1.63	0.815
Side 5	0.414	1.63	0.815

Note: The bottom side was excluded from RF exposure testing as it is impractical to place the probe at this exposure distance due the EUT’s design construct and use.

- The end -

