


Test setup photos of EUT

1. Orthogonal planes of EUT

- The testing was set in the one orthogonal plane and measured for one position (X).


A. X-axis



2. Worst case of orthogonal planes each frequency band


- Test setup photos for each mode were reported as representative worst axis after radiated measurements for each position were complete.
- The test orthogonal plan of EUT is X – axis during radiation test.

- Photo of Radiated Spurious Emission Test (Below 1 GHz)



Height of the table is 0.8 m

- Photo of Radiated Spurious Emission Test (Above 1 GHz)



Height of the table is 0.8 m