



**HCT Co., Ltd.**

74, Seoicheon-ro 578beon-gil, Majang-myeon, Icheon-si, Gyeonggi-do, 17383 KOREA  
Tel. +82 31 634 6300 Fax. +82 31 645 6401

<h1>Appendix A: Test Setup Photo</h1>	<p>FCC ID, IC BEJ-LVR001, 2703N-LVR001</p> <p>File No. HCT-RF-2209-FI002-P                      HCT-RF-2209-FI003-P</p>
---	---


**REVISION HISTORY**


The revision history for this document is shown in table.


Revision No.	Date of Issue	Description
0	September 16, 2022	Initial Release


## 1. Radiated Test Setup Photo


Radiated spurious emissions & Restricted Band Edge (Above 1 GHz)

















Radiated spurious emissions (Below 1GHz)
















## 2. Conducted Test Setup Photo



### 3. AC Power Line Conducted Test Setup Photo(5 V)







#### 4. AC Power Line Conducted Test Setup Photo(12 V)



