


Antenna Specification

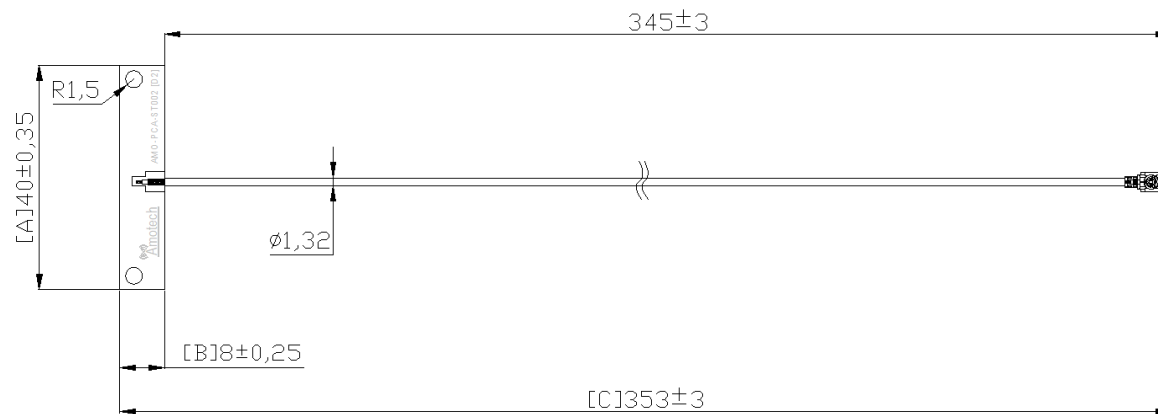
[P/N : AMO-PCA-ST002]

2022.10.13



Confidential

1. Antenna Mechanical specification



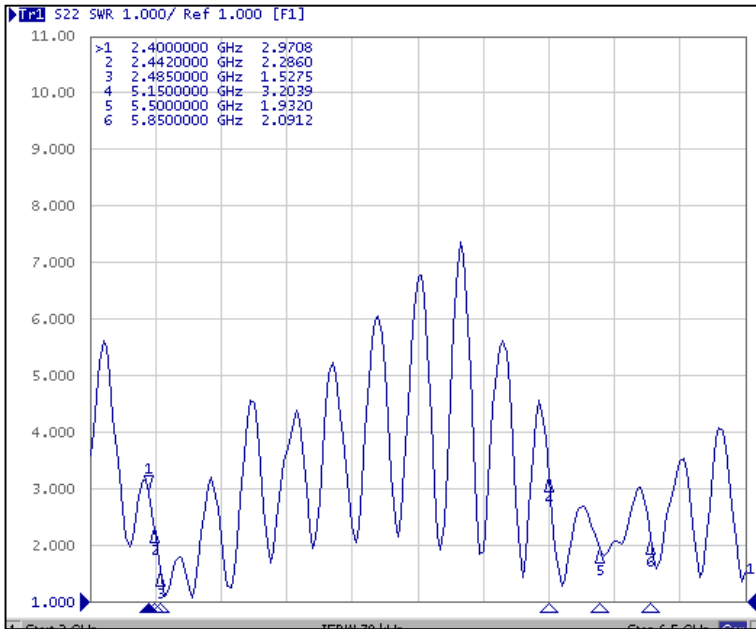
Unit : mm

- Materials

No	ITEM	Specification
1	PCB	40 * 8 (mm), FR4 1.0T, 1/2oz, single-side
2	Adhesive tape	100um, Blue PET
3	Cable	Ø1.32mm, 350mm, Black color
4	Connector	Compatible RF connector, IPEX MHF I LK

2. Antenna Electrical Specification

2-1) Antenna VSWR : OTA condition



2-2) Antenna gain Table : OTA condition

Frequency [MHz]	Efficiency [%]	Avg. Gain [dBi]	Peak Gain [dBi]
2400	34.89	-4.57	-0.72
2442	38.76	-4.12	-0.10
2485	53.20	-2.74	1.18
5150	21.21	-6.74	-2.45
5500	34.69	-4.60	0.74
5850	38.86	-4.10	1.40

2. Antenna Electrical Specification

2-3) Chamber & Measurement Instrument

Passive measurement chamber


- Size : 6 * 3 * 3 m (MTG)
- Measuring instrument : E5071C (KESIGHT)



[E5071C]

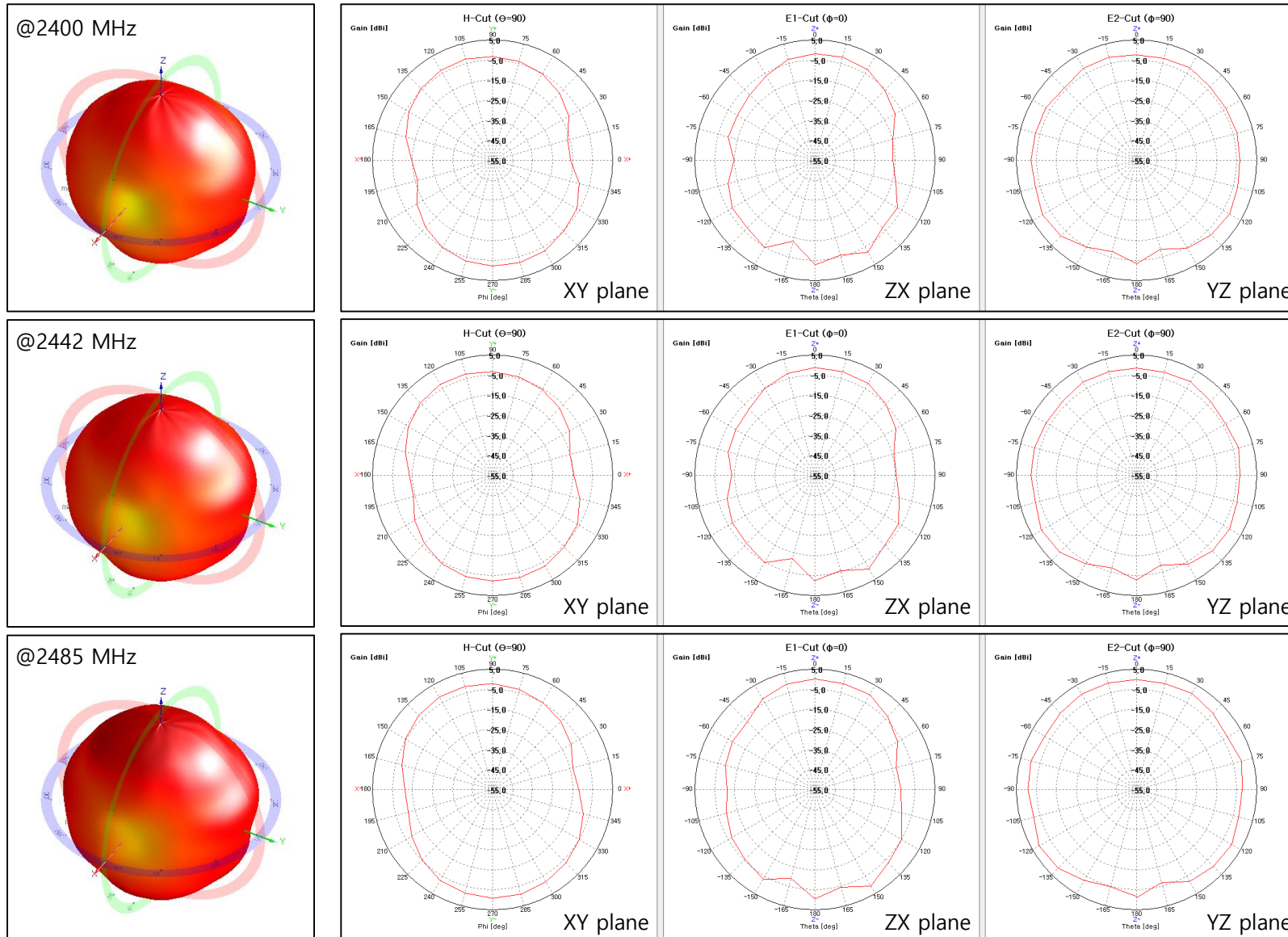
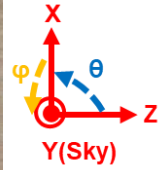


[Passive Chamber]



2. Antenna Electrical Specification

2-4) 2D & 3D Radiation Pattern : OTA condition



2. Antenna Electrical Specification

2-4) 2D & 3D Radiation Pattern : OTA condition

