




### Appendix D. Product Photos



## Appendix E. Test Setup Photos



**Direct Laptop Plug-in for USB Configuration 1  
(Horizontal Up with Phantom 0.5 cm Gap)**



**USB Cable Plug-in for USB Configuration 2  
(Horizontal Down with Phantom 0.5 cm Gap)**



**USB Cable Plug-in for USB Configuration 3  
(Vertical Front with Phantom 0.5 cm Gap)**



**Direct Laptop Plug-in USB Configuration 4  
(Vertical Back with Phantom 0.5 cm Gap)**



**Direct Laptop Plug-in for USB Configuration 5  
(Tip Mode with Phantom 0.5 cm Gap)**