

Appendix B. Test Photos


1. Photographs of Conducted Emissions Test Configuration

Switching Adapter: NetBit (Model Name: DSA-20D-121 120180)


FRONT VIEW



REAR VIEW



SIDE VIEW




Switching Adapter: DVE (Model Name: DSA-20P-10 US 120180)

FRONT VIEW



REAR VIEW




SIDE VIEW




2. Photographs of Radiated Emissions Test Configuration

For radiated emissions 9kHz~30MHz

FRONT VIEW




REAR VIEW




For radiated emissions 30MHz~1GHz

FRONT VIEW




REAR VIEW



For radiated emissions above 1GHz

FRONT VIEW



REAR VIEW

