

Figure 64 - Core 1 (B) 5733 MHz (CH8) 99% Bandwidth

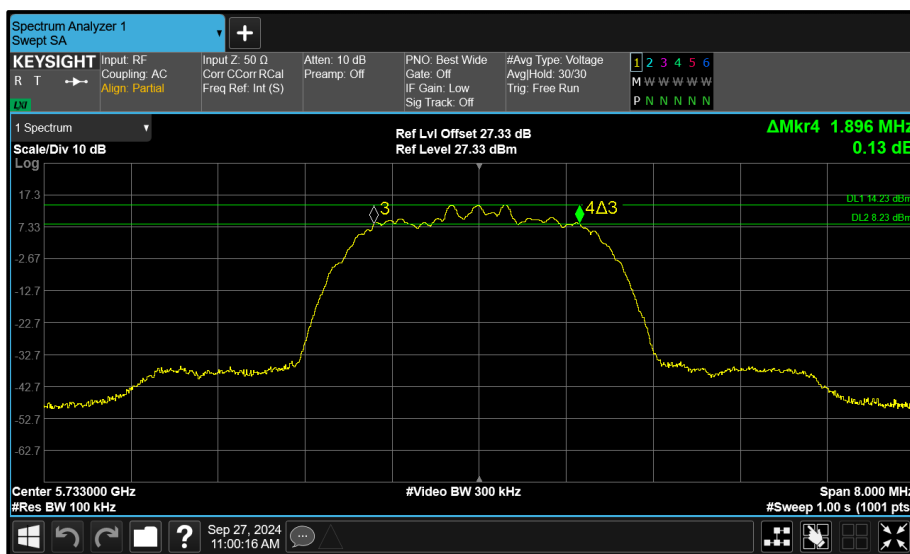


Figure 65 - Core 1 (B) 5733 MHz (CH8) 6 dB Bandwidth

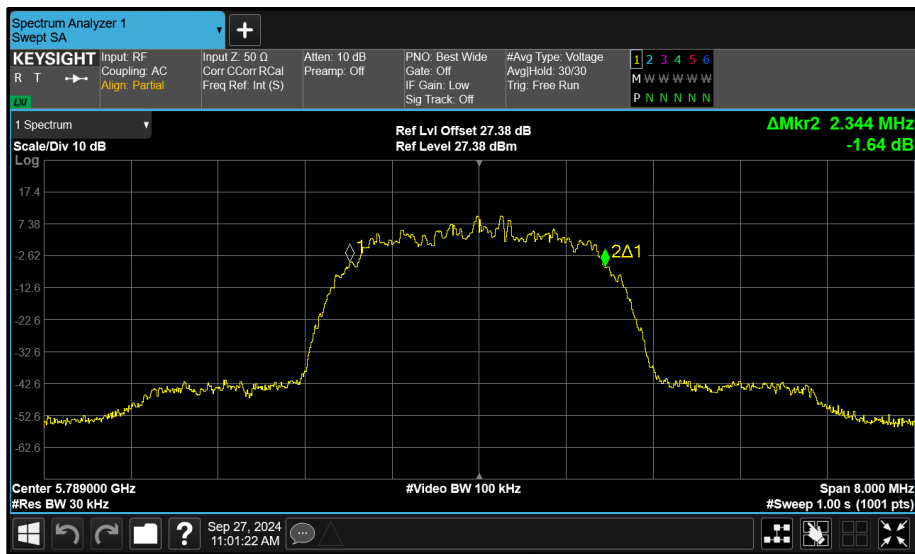


Figure 66 - Core 1 (B) 5789 MHz (CH64) 99% Bandwidth

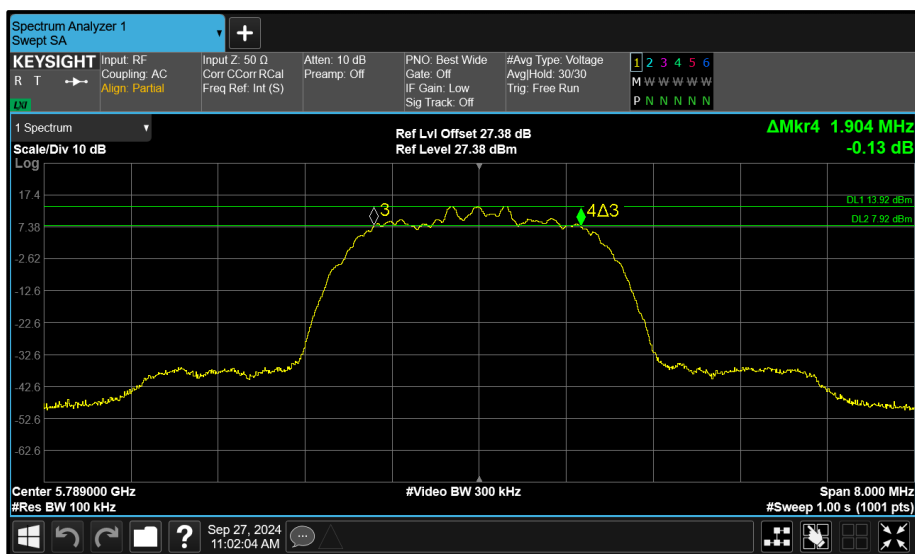


Figure 67 - Core 1 (B) 5789 MHz (CH64) 6 dB Bandwidth

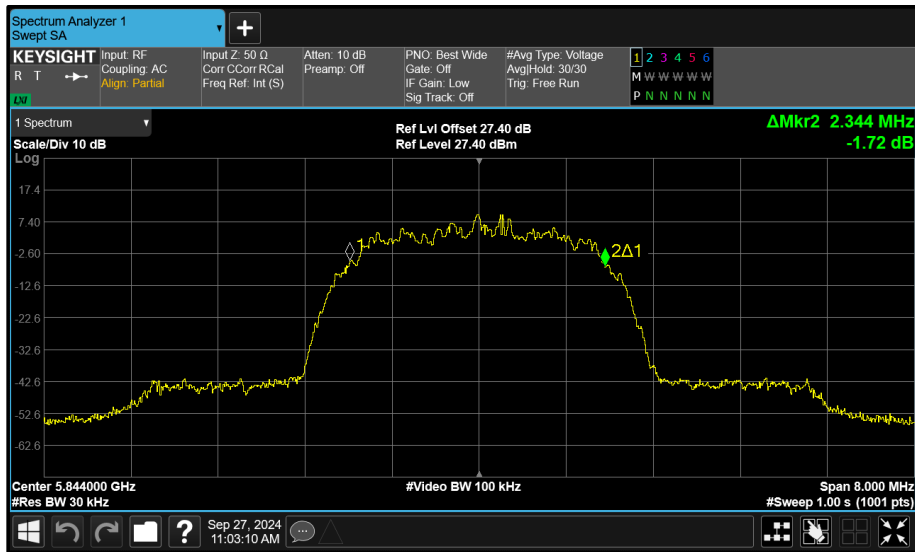


Figure 68 - Core 1 (B) 5844 MHz (CH119) 99% Bandwidth

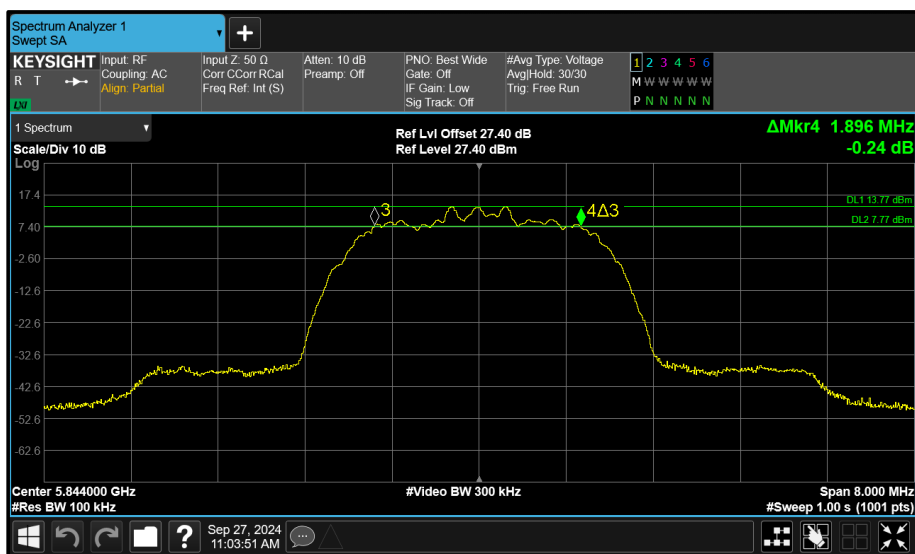


Figure 69 - Core 1 (B) 5844 MHz (CH119) 6 dB Bandwidth



Test Configuration			
Frequency Range:	5.725-5.850 GHz	Band:	U-NII-3
Limit Clause(s):	15.407(e) RSS-247 6.2.4.1	Test Method(s):	C63.10 6.9.3 789033 D02 v02r01 II.C.2.
Additional Reference(s):	-		

DUT Configuration			
Mode:	ePA $\pi/4$ DQPSK (8-DH5)	Duty Cycle (%):	-
Antenna Configuration:	SISO	DCCF (dB):	-
Active Port(s):	B (Core 1)	Peak Antenna Gain (dBi):	-

Test Frequency (MHz)	6 dB Bandwidth (MHz)				Limit (kHz)
	A	B	C	D	
5733	-	1.020	-	-	≥ 500.0
5789	-	1.005	-	-	≥ 500.0
5844	-	0.975	-	-	≥ 500.0

Table 33 - 6 dB Bandwidth Results

Test Frequency (MHz)	99% Bandwidth (MHz)				Limit (kHz)
	A	B	C	D	
5733	-	4.665	-	-	-
5789	-	4.635	-	-	-
5844	-	4.680	-	-	-

Table 34 - 99% Bandwidth Results

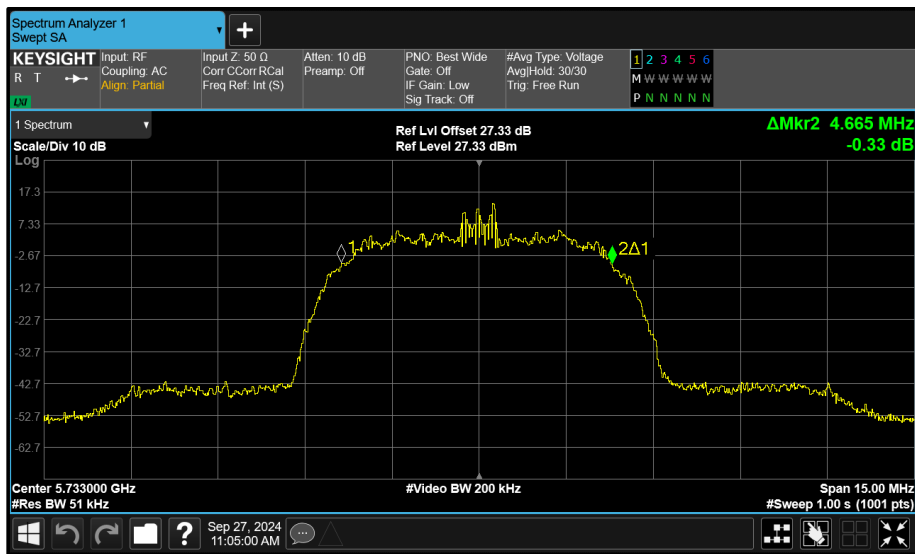


Figure 70 - Core 1 (B) 5733 MHz (CH8) 99% Bandwidth

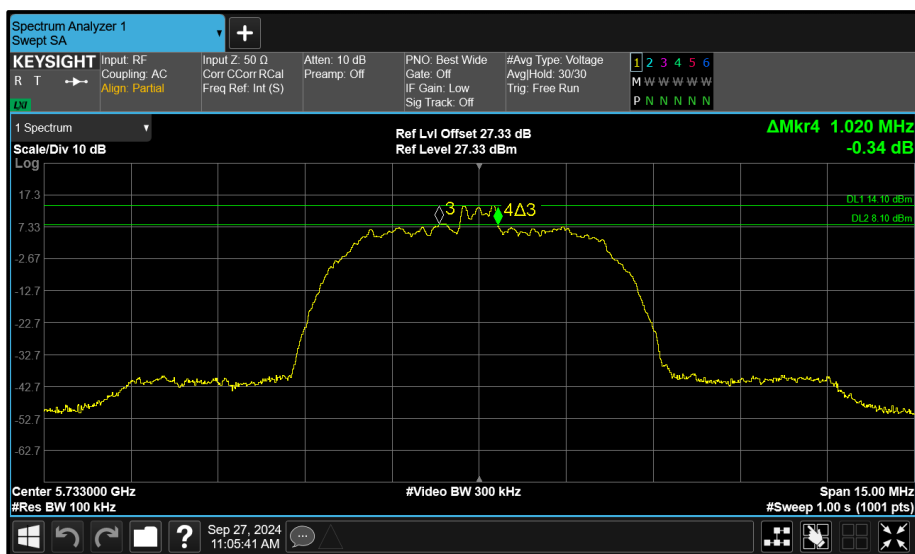


Figure 71 - Core 1 (B) 5733 MHz (CH8) 6 dB Bandwidth

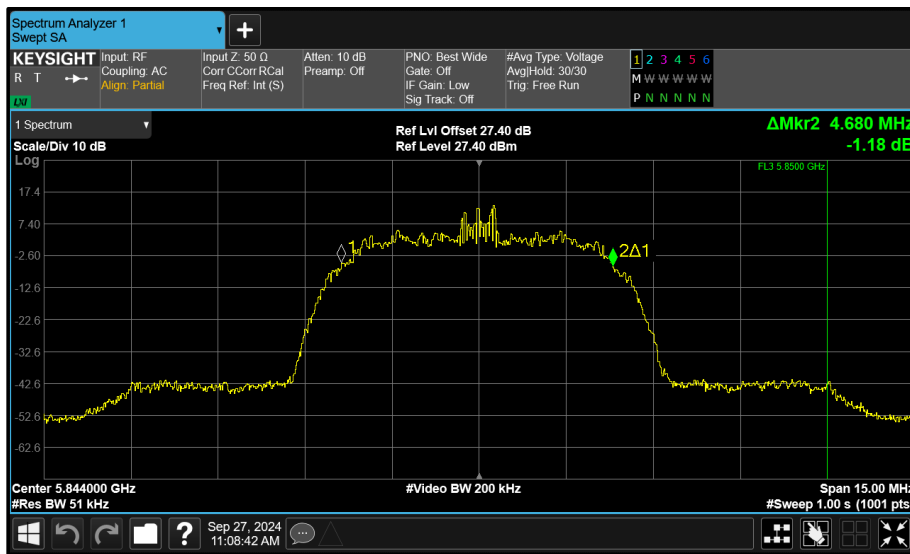


Figure 74 - Core 1 (B) 5844 MHz (CH119) 99% Bandwidth

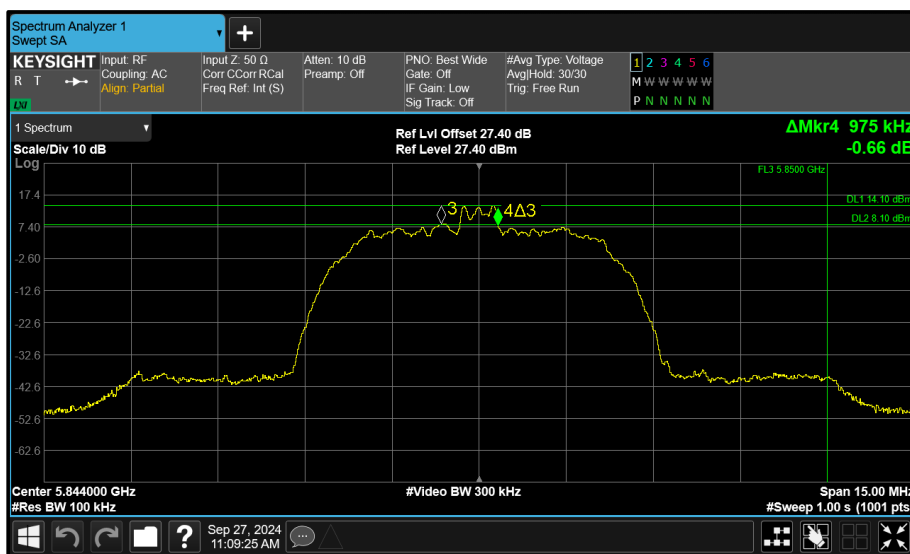


Figure 75 - Core 1 (B) 5844 MHz (CH119) 6 dB Bandwidth



Test Configuration			
Frequency Range:	5.150-5.250 GHz	Band:	U-NII-1
Limit Clause(s):	-	Test Method(s):	C63.10 6.9.3 C63.10 12.5.2
Additional Reference(s):	-		

DUT Configuration			
Mode:	iPA GFSK (DH5)	Duty Cycle (%):	-
Antenna Configuration:	Beamforming	DCCF (dB):	-
Active Port(s):	A+B (Core 0 + Core 1)	Peak Antenna Gain (dBi):	-

Test Frequency (MHz)	26 dB Bandwidth (MHz)				Limit (kHz)
	A	B	C	D	
5162	1.252	1.185	-	-	≥500.0
5204	1.248	1.184	-	-	≥500.0
5245	1.252	1.185	-	-	≥500.0

Table 35 - 26 dB Bandwidth Results

Test Frequency (MHz)	99% Bandwidth (MHz)				Limit (kHz)
	A	B	C	D	
5162	1.000	0.888	-	-	-
5204	1.000	0.884	-	-	-
5245	1.000	0.888	-	-	-

Table 36 - 99% Bandwidth Results

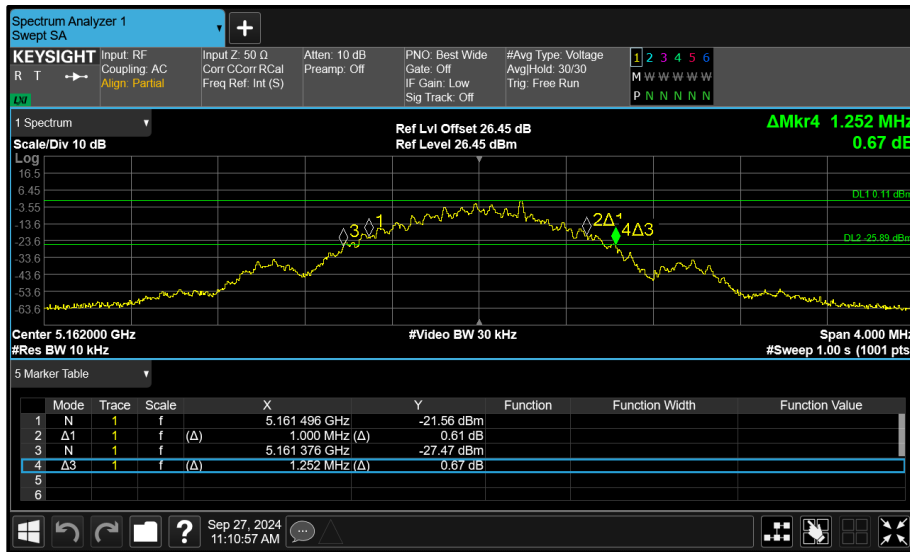


Figure 76 - Core 0 (A) 5162 MHz (CH12) 26 dB and 99% Bandwidth



Figure 77 - Core 1 (B) 5162 MHz (CH12) 26 dB and 99% Bandwidth

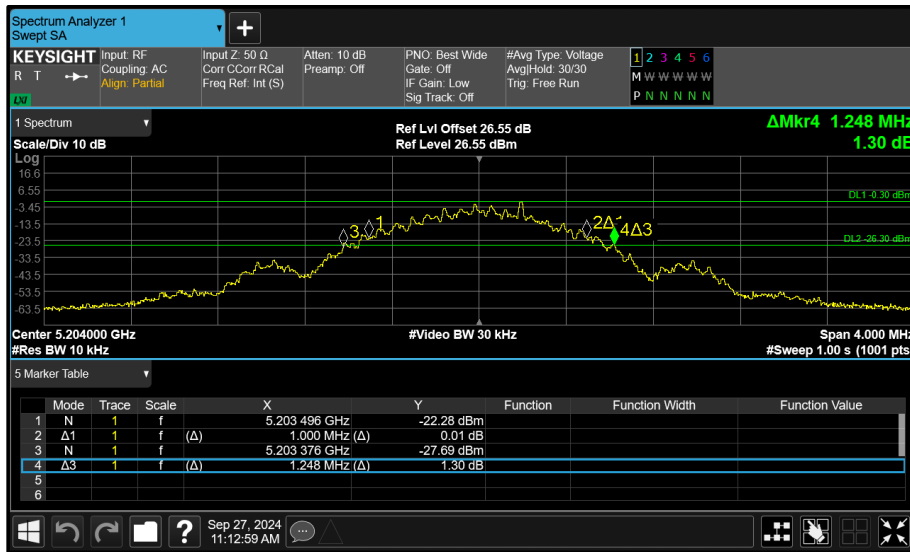


Figure 78 - Core 0 (A) 5204 MHz (CH54) 26 dB and 99% Bandwidth

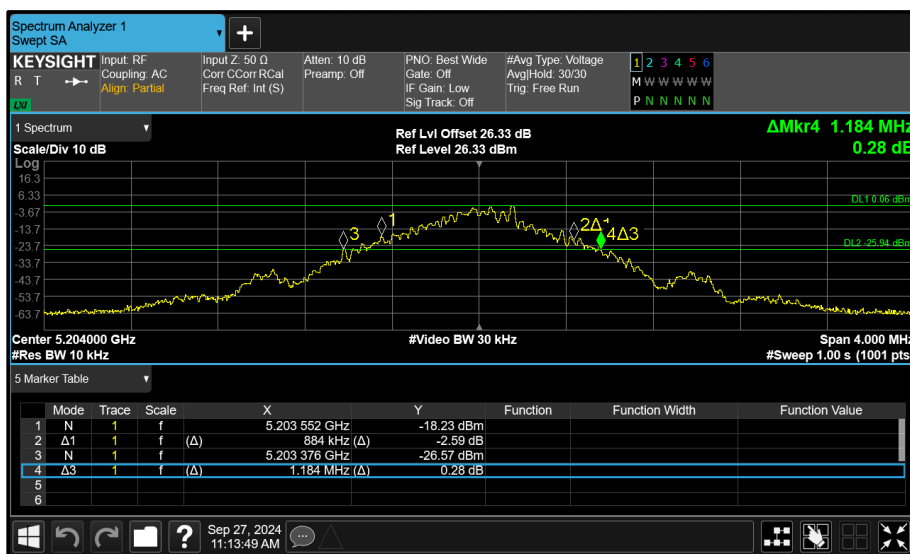


Figure 79 - Core 1 (B) 5204 MHz (CH54) 26 dB and 99% Bandwidth

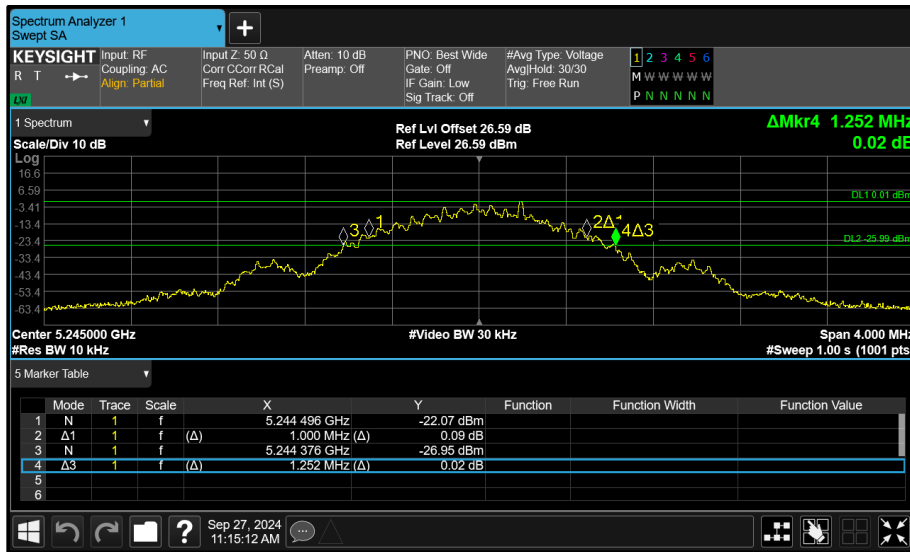


Figure 80 - Core 0 (A) 5245 MHz (CH95) 26 dB and 99% Bandwidth

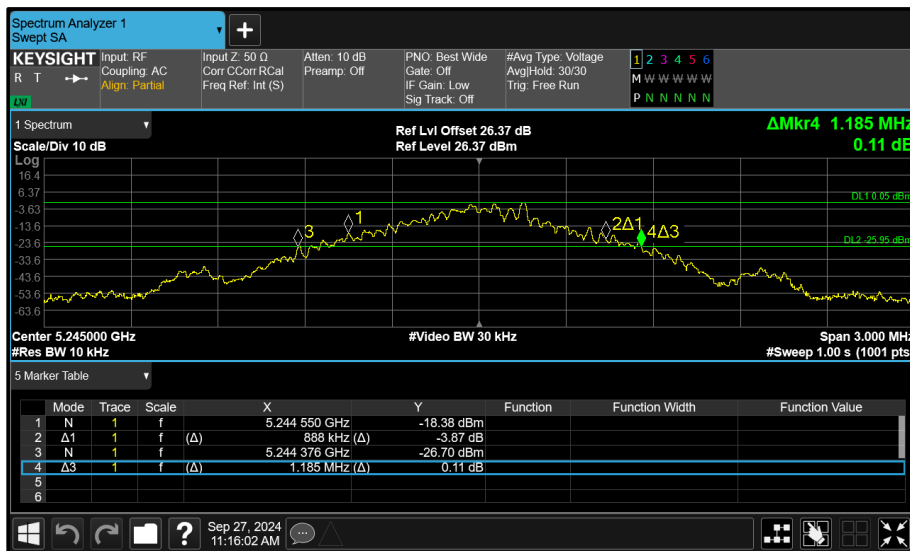


Figure 81 - Core 1 (B) 5245 MHz (CH95) 26 dB and 99% Bandwidth



Test Configuration			
Frequency Range:	5.150-5.250 GHz	Band:	U-NII-1
Limit Clause(s):	-	Test Method(s):	C63.10 6.9.3 C63.10 12.5.2
Additional Reference(s):	-		

DUT Configuration			
Mode:	iPA $\pi/4$ DQPSK (4-DH5)	Duty Cycle (%):	-
Antenna Configuration:	Beamforming	DCCF (dB):	-
Active Port(s):	A+B (Core 0 + Core 1)	Peak Antenna Gain (dBi):	-

Test Frequency (MHz)	26 dB Bandwidth (MHz)				Limit (kHz)
	A	B	C	D	
5162	2.800	2.784	-	-	≥ 500.0
5204	2.800	2.776	-	-	≥ 500.0
5245	2.776	2.776	-	-	≥ 500.0

Table 37 - 26 dB Bandwidth Results

Test Frequency (MHz)	99% Bandwidth (MHz)				Limit (kHz)
	A	B	C	D	
5162	2.376	2.352	-	-	-
5204	2.360	2.352	-	-	-
5245	2.360	2.344	-	-	-

Table 38 - 99% Bandwidth Results

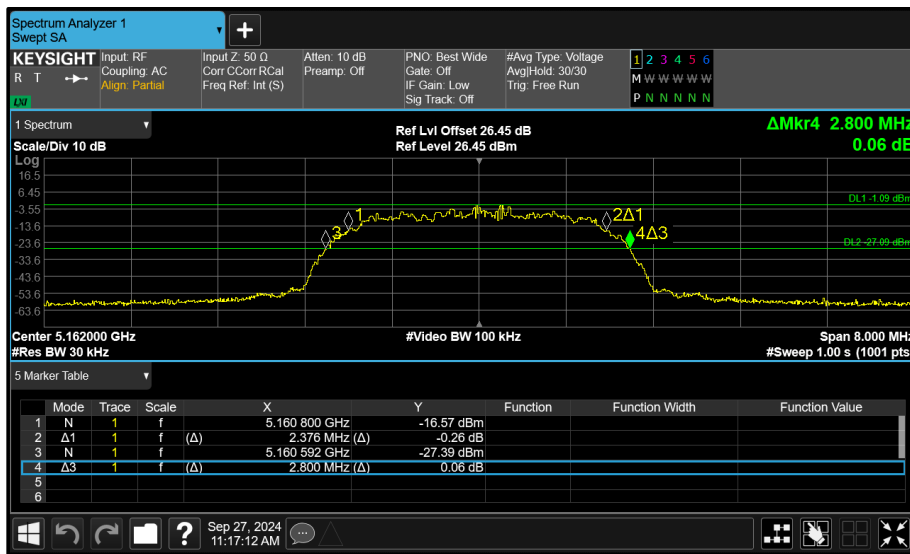


Figure 82 - Core 0 (A) 5162 MHz (CH12) 26 dB and 99% Bandwidth

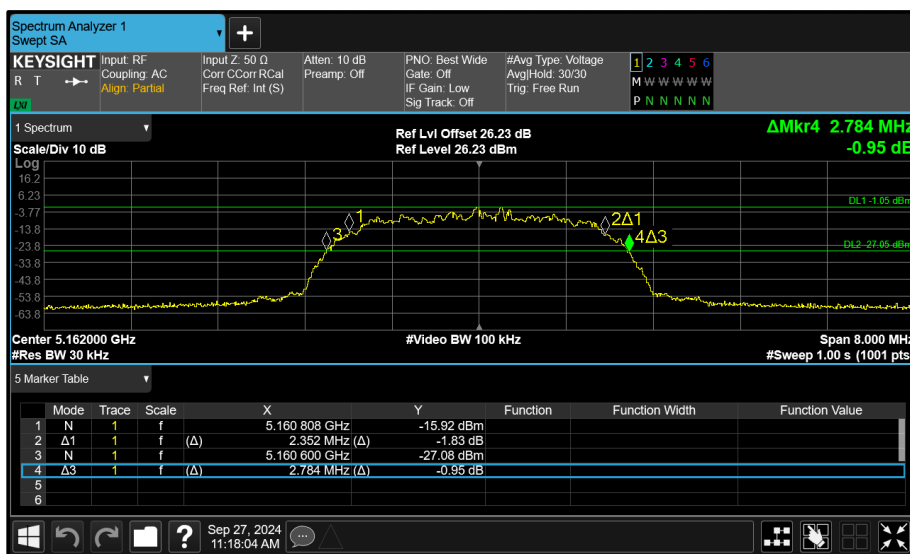


Figure 83 - Core 1 (B) 5162 MHz (CH12) 26 dB and 99% Bandwidth

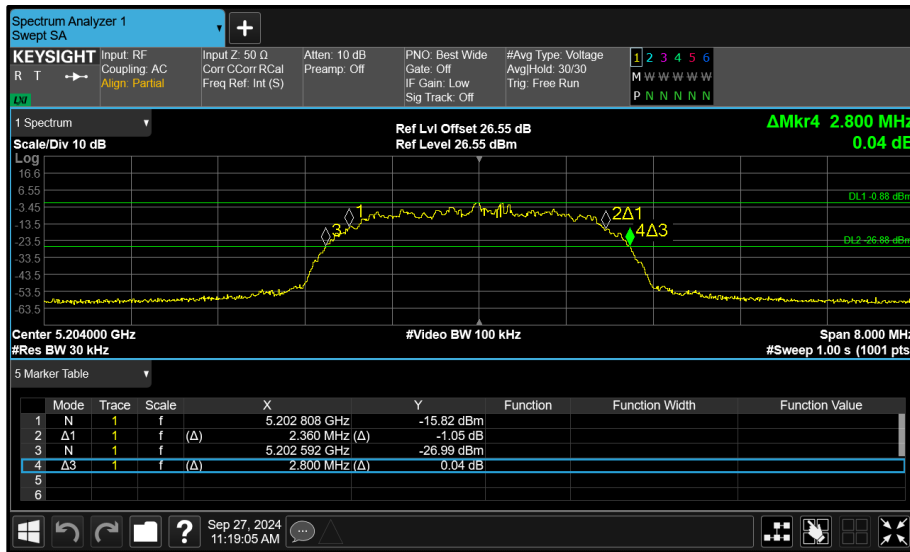


Figure 84 - Core 0 (A) 5204 MHz (CH54) 26 dB and 99% Bandwidth

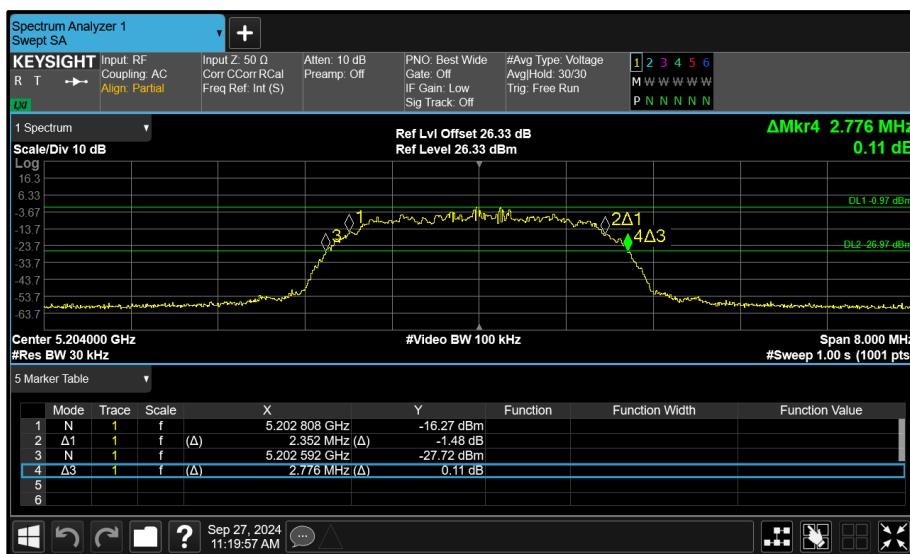


Figure 85 - Core 1 (B) 5204 MHz (CH54) 26 dB and 99% Bandwidth

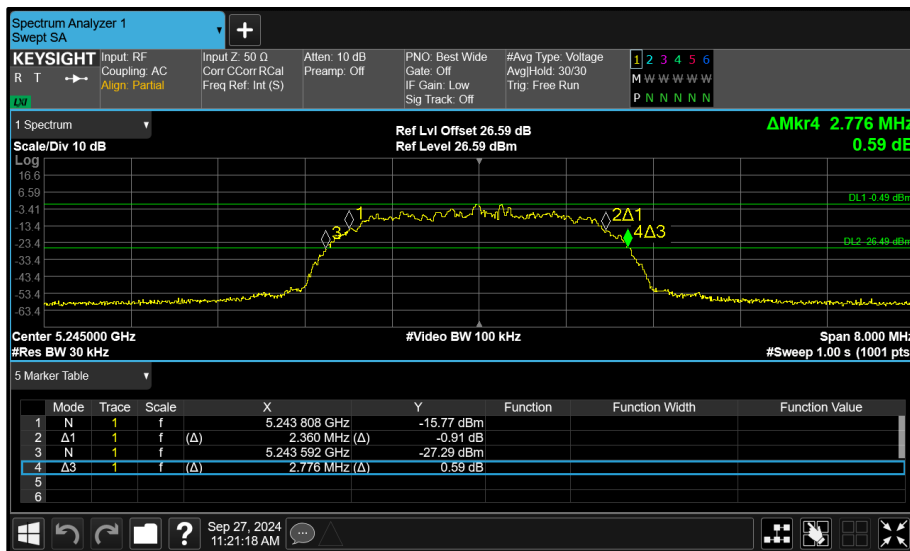


Figure 86 - Core 0 (A) 5245 MHz (CH95) 26 dB and 99% Bandwidth

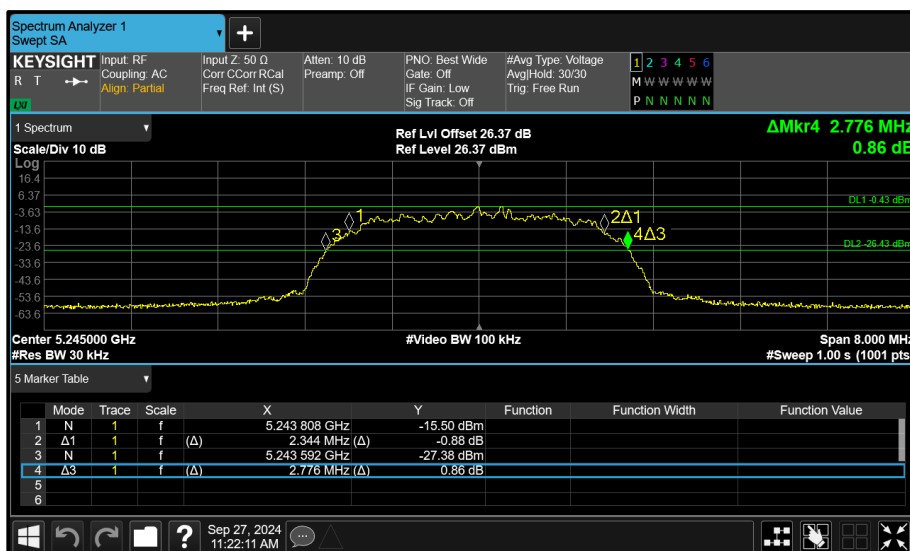


Figure 87 - Core 1 (B) 5245 MHz (CH95) 26 dB and 99% Bandwidth



Test Configuration			
Frequency Range:	5.150-5.250 GHz	Band:	U-NII-1
Limit Clause(s):	-	Test Method(s):	C63.10 6.9.3 C63.10 12.5.2
Additional Reference(s):	-		

DUT Configuration			
Mode:	iPA $\pi/4$ DQPSK (8-DH5)	Duty Cycle (%):	-
Antenna Configuration:	Beamforming	DCCF (dB):	-
Active Port(s):	A+B (Core 0 + Core 1)	Peak Antenna Gain (dBi):	-

Test Frequency (MHz)	26 dB Bandwidth (MHz)				Limit (kHz)
	A	B	C	D	
5162	5.415	5.310	-	-	≥ 500.0
5204	5.415	5.325	-	-	≥ 500.0
5245	5.400	5.325	-	-	≥ 500.0

Table 39 - 26 dB Bandwidth Results

Test Frequency (MHz)	99% Bandwidth (MHz)				Limit (kHz)
	A	B	C	D	
5162	4.740	4.635	-	-	-
5204	4.710	4.635	-	-	-
5245	4.710	4.680	-	-	-

Table 40 - 99% Bandwidth Results

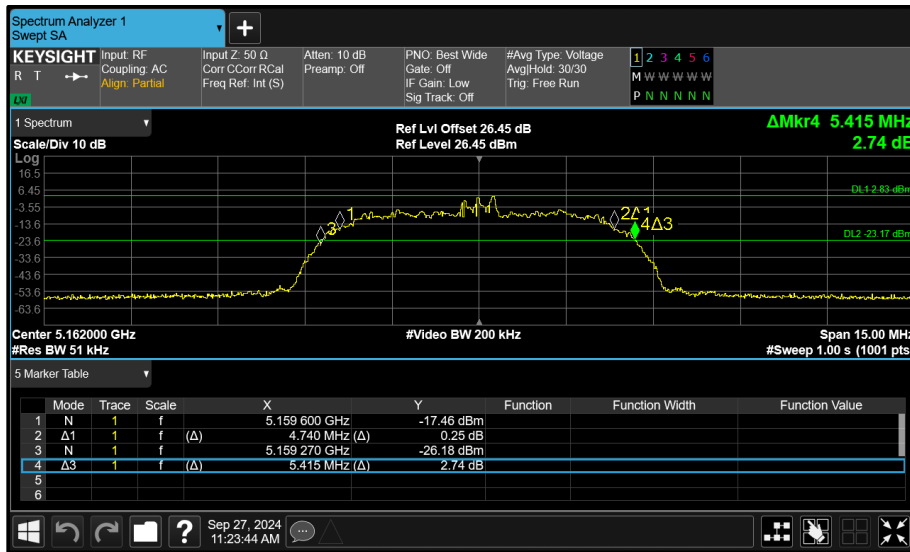


Figure 88 - Core 0 (A) 5162 MHz (CH12) 26 dB and 99% Bandwidth

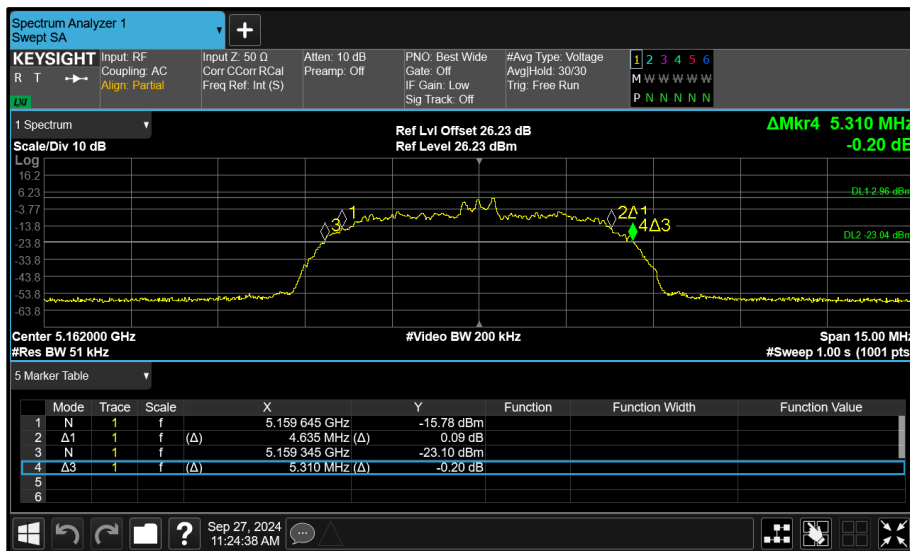


Figure 89 - Core 1 (B) 5162 MHz (CH12) 26 dB and 99% Bandwidth

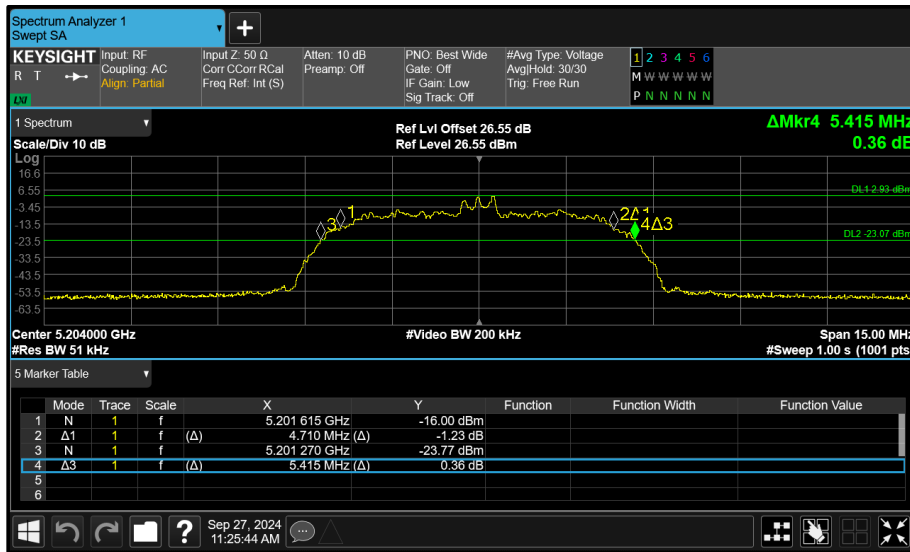


Figure 90 - Core 0 (A) 5204 MHz (CH54) 26 dB and 99% Bandwidth

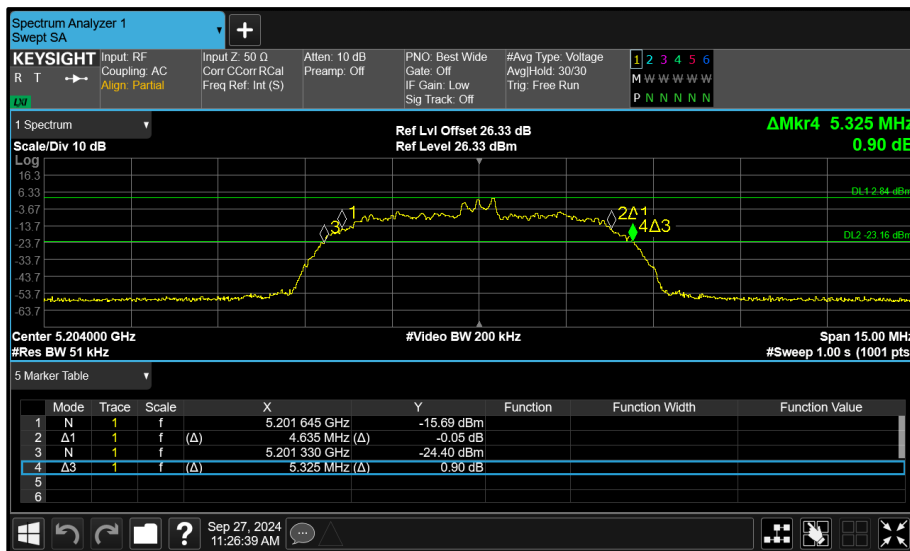


Figure 91 - Core 1 (B) 5204 MHz (CH54) 26 dB and 99% Bandwidth

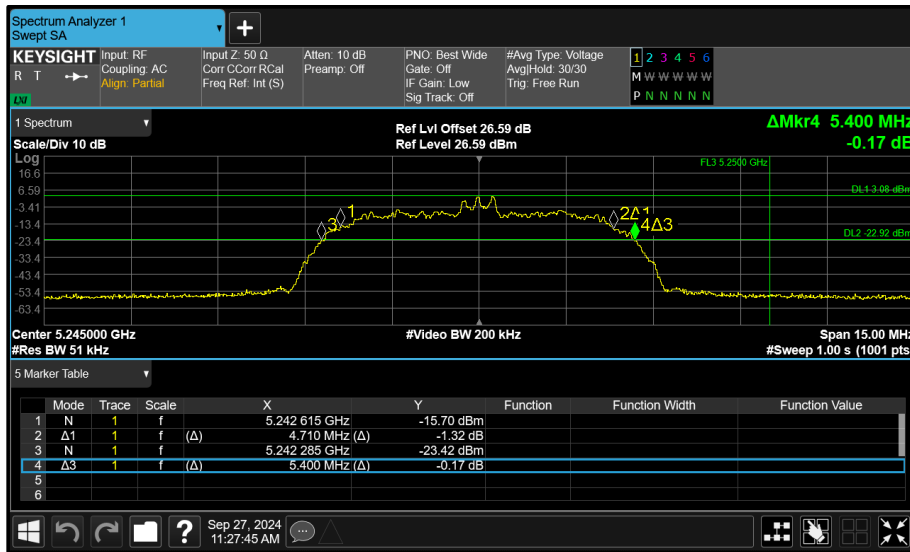


Figure 92 - Core 0 (A) 5245 MHz (CH95) 26 dB and 99% Bandwidth

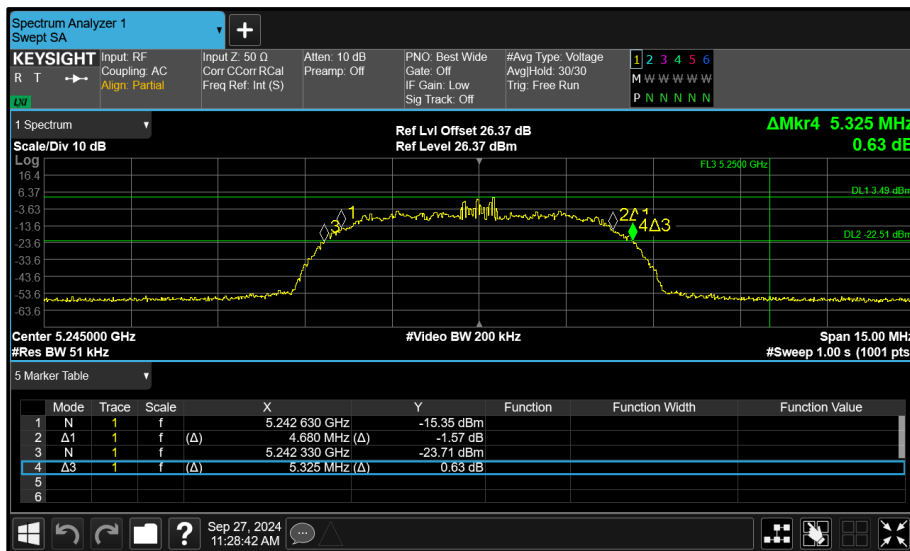


Figure 93 - Core 1 (B) 5245 MHz (CH95) 26 dB and 99% Bandwidth



Test Configuration			
Frequency Range:	5.725-5.850 GHz	Band:	U-NII-3
Limit Clause(s):	15.407(e) RSS-247 6.2.4.1	Test Method(s):	C63.10 6.9.3 789033 D02 v02r01 II.C.2.
Additional Reference(s):	-		

DUT Configuration			
Mode:	iPA GFSK (DH5)	Duty Cycle (%):	-
Antenna Configuration:	Beamforming	DCCF (dB):	-
Active Port(s):	A+B (Core 0 + Core 1)	Peak Antenna Gain (dBi):	-

Test Frequency (MHz)	6 dB Bandwidth (MHz)				Limit (kHz)
	A	B	C	D	
5733	0.568	0.576	-	-	≥500.0
5789	0.572	0.572	-	-	≥500.0
5844	0.568	0.572	-	-	≥500.0

Table 41 - 6 dB Bandwidth Results

Test Frequency (MHz)	99% Bandwidth (MHz)				Limit (kHz)
	A	B	C	D	
5733	0.988	0.988	-	-	-
5789	0.988	0.988	-	-	-
5844	0.988	0.988	-	-	-

Table 42 - 99% Bandwidth Results

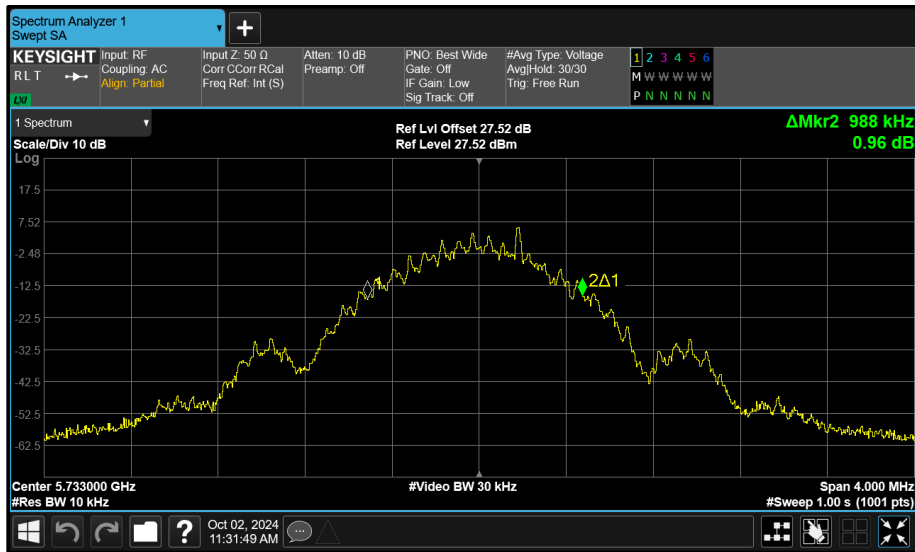


Figure 94 - Core 0 (A) 5733 MHz (CH8) 99% Bandwidth

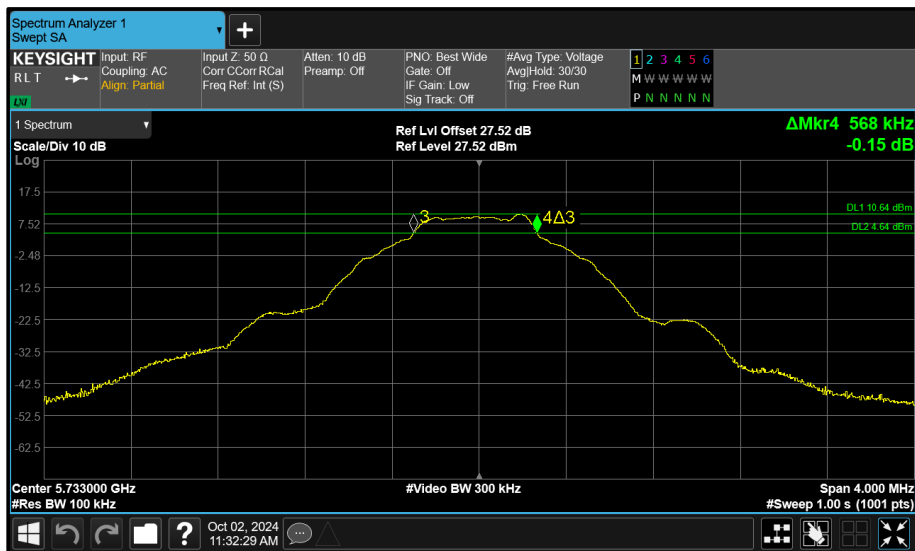


Figure 95 - Core 0 (A) 5733 MHz (CH8) 6 dB Bandwidth

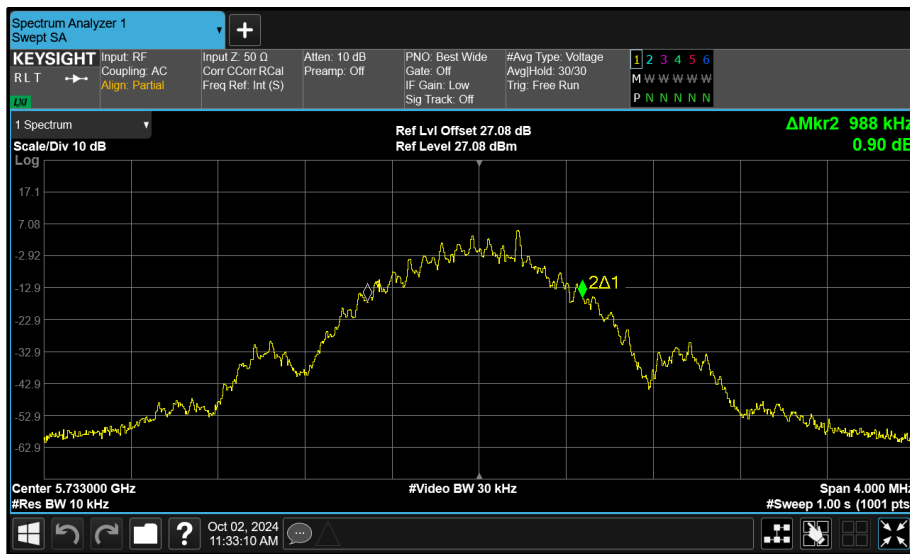


Figure 96 - Core 1 (B) 5733 MHz (CH8) 99% Bandwidth

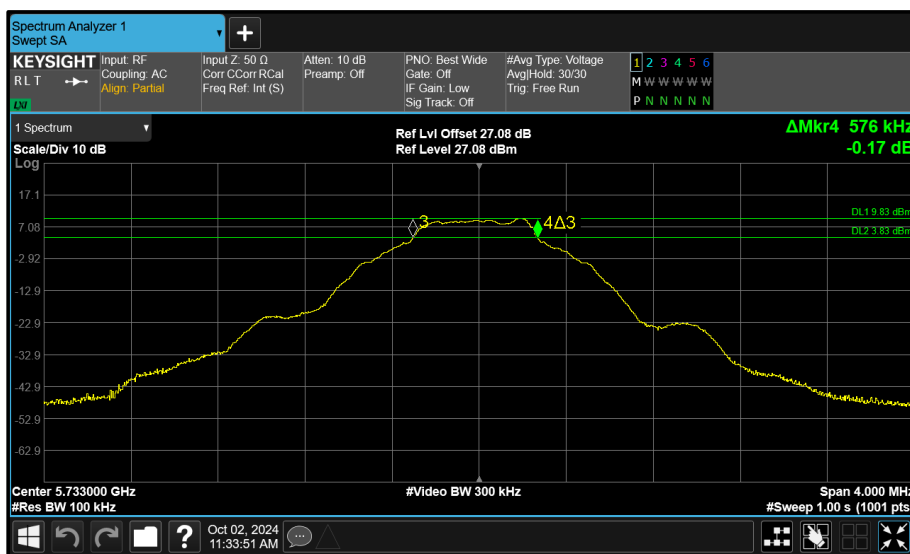


Figure 97 - Core 1 (B) 5733 MHz (CH8) 6 dB Bandwidth

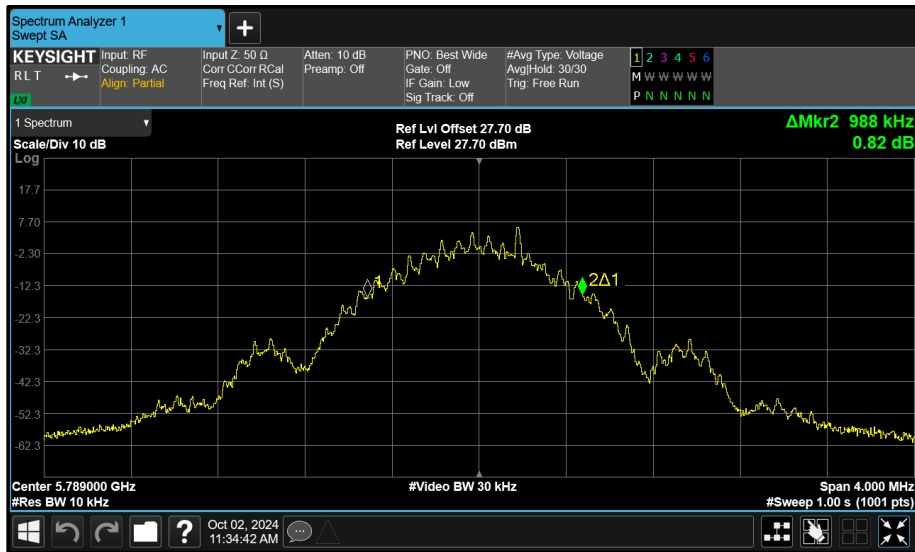


Figure 98 - Core 0 (A) 5789 MHz (CH64) 99% Bandwidth

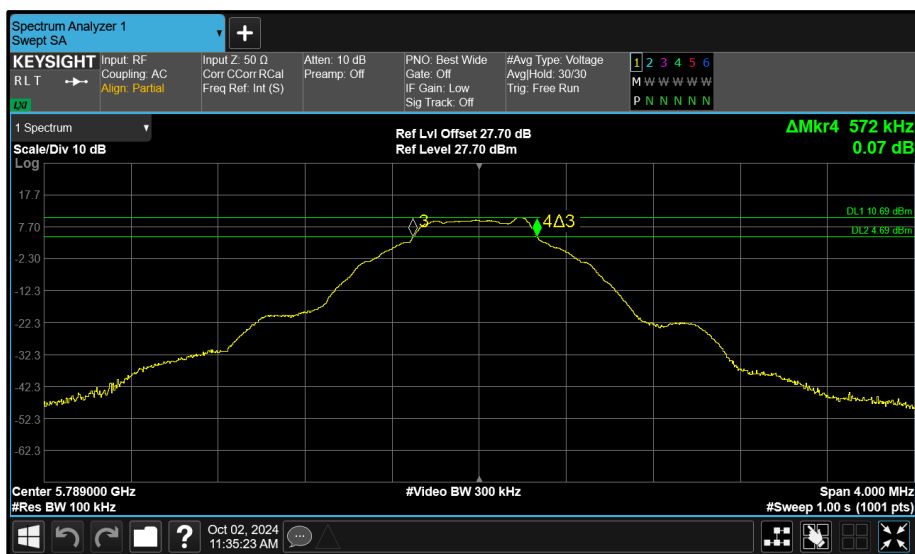


Figure 99 - Core 0 (A) 5789 MHz (CH64) 6 dB Bandwidth

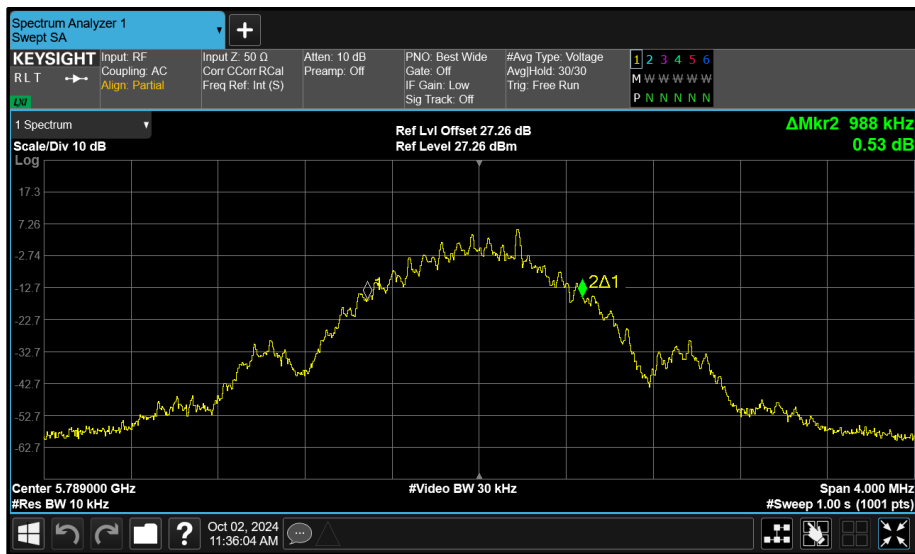


Figure 100 - Core 1 (B) 5789 MHz (CH64) 99% Bandwidth

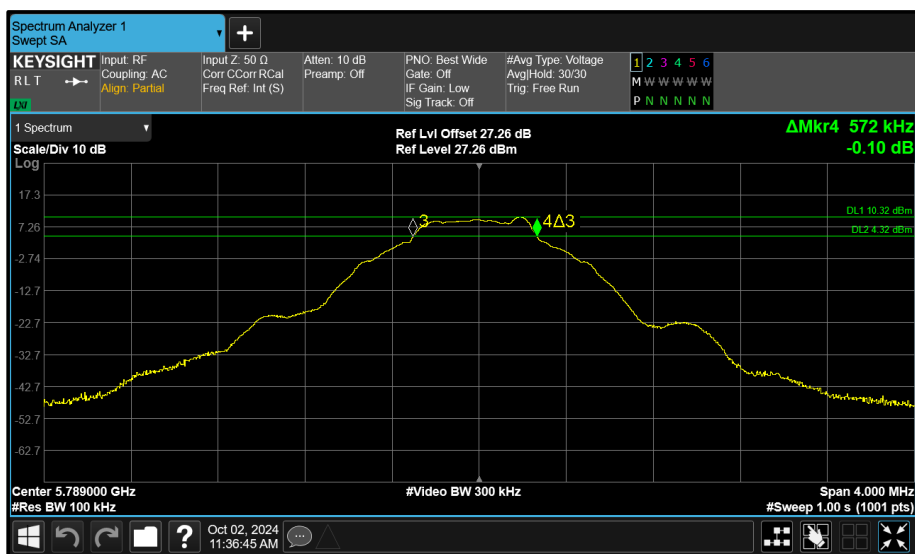


Figure 101 - Core 1 (B) 5789 MHz (CH64) 6 dB Bandwidth

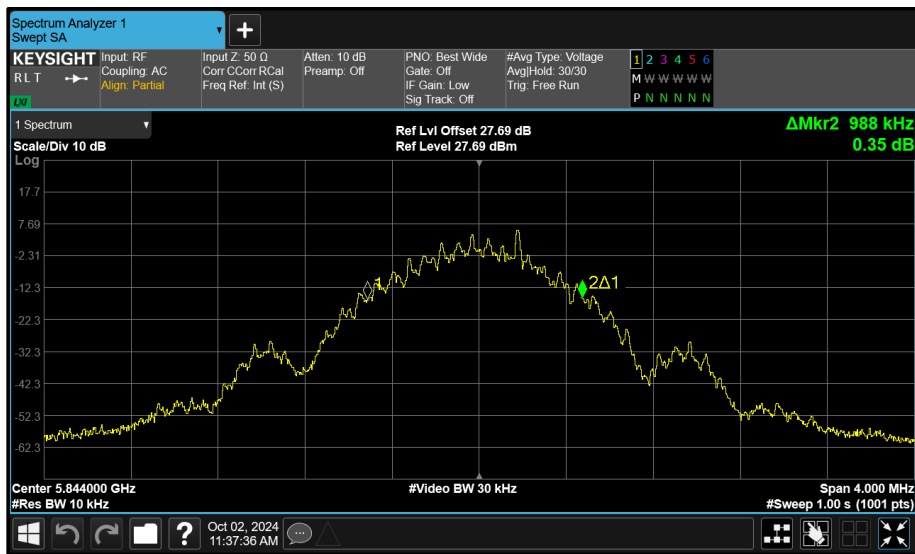


Figure 102 - Core 0 (A) 5844 MHz (CH119) 99% Bandwidth

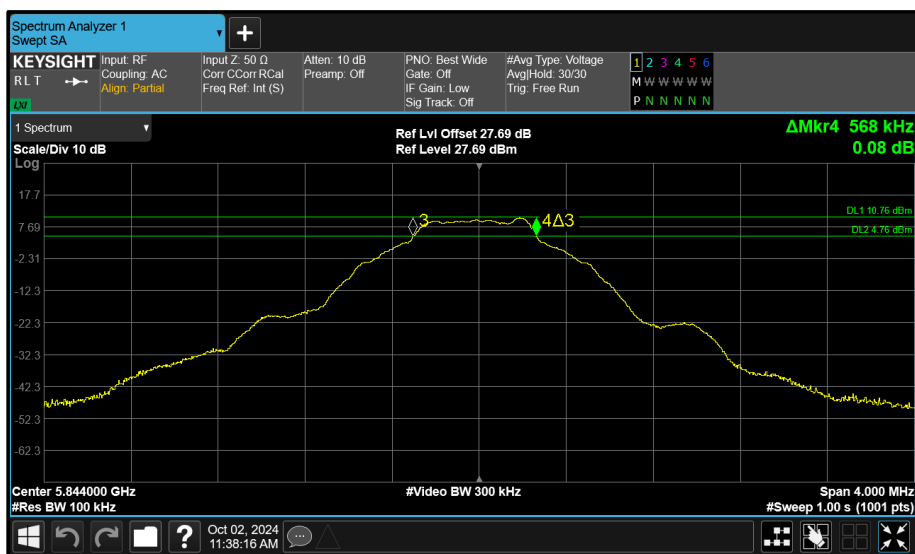


Figure 103 - Core 0 (A) 5844 MHz (CH119) 6 dB Bandwidth

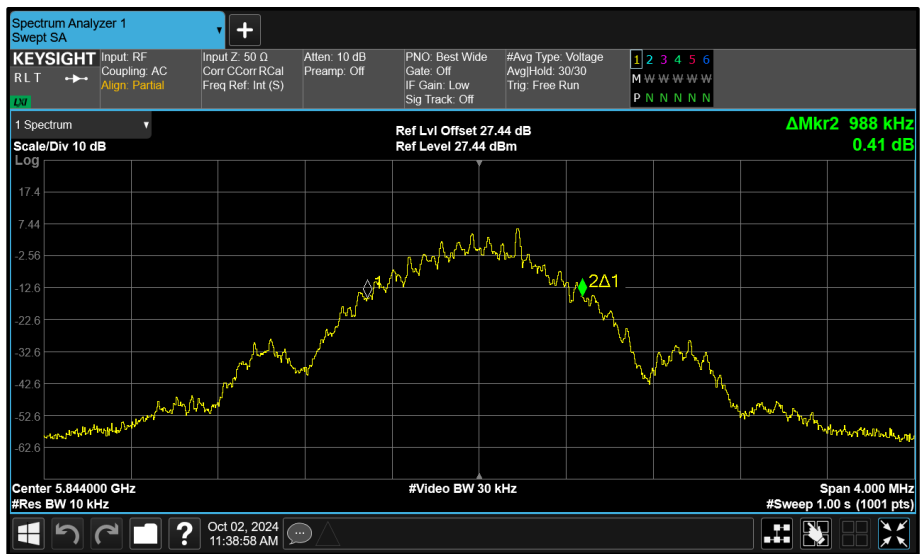


Figure 104 - Core 1 (B) 5844 MHz (CH119) 99% Bandwidth

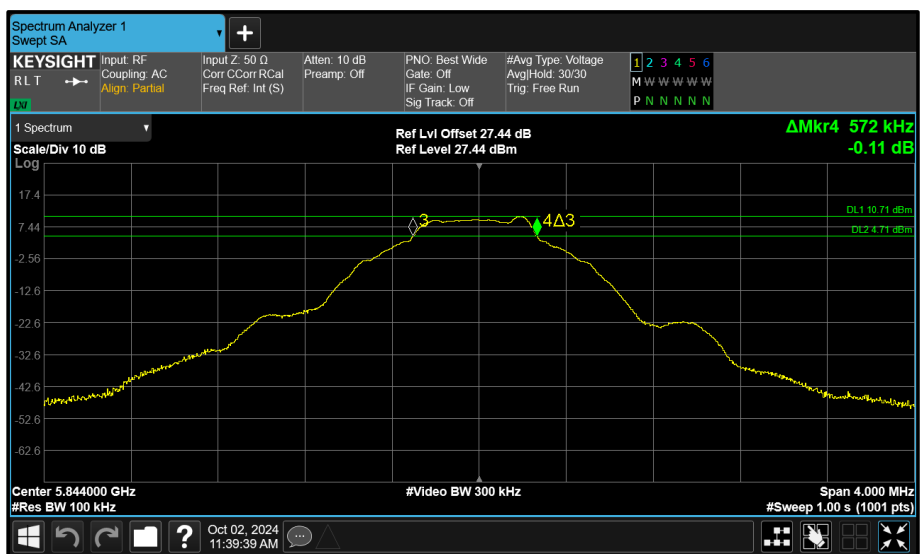


Figure 105 - Core 1 (B) 5844 MHz (CH119) 6 dB Bandwidth



Test Configuration			
Frequency Range:	5.725-5.850 GHz	Band:	U-NII-3
Limit Clause(s):	15.407(e) RSS-247 6.2.4.1	Test Method(s):	C63.10 6.9.3 789033 D02 v02r01 II.C.2.
Additional Reference(s):	-		

DUT Configuration			
Mode:	iPA $\pi/4$ DQPSK (4-DH5)	Duty Cycle (%):	-
Antenna Configuration:	Beamforming	DCCF (dB):	-
Active Port(s):	A+B (Core 0 + Core 1)	Peak Antenna Gain (dBi):	-

Test Frequency (MHz)	6 dB Bandwidth (MHz)				Limit (kHz)
	A	B	C	D	
5733	1.904	1.896	-	-	≥ 500.0
5789	1.880	1.592	-	-	≥ 500.0
5844	1.896	1.904	-	-	≥ 500.0

Table 43 - 6 dB Bandwidth Results

Test Frequency (MHz)	99% Bandwidth (MHz)				Limit (kHz)
	A	B	C	D	
5733	2.344	2.344	-	-	-
5789	2.344	2.352	-	-	-
5844	2.344	2.344	-	-	-

Table 44 - 99% Bandwidth Results

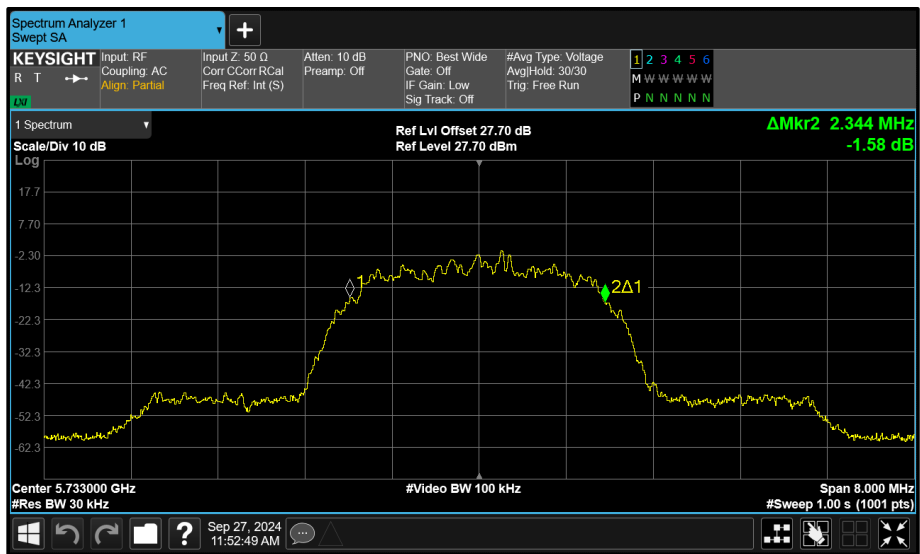


Figure 106 - Core 0 (A) 5733 MHz (CH8) 99% Bandwidth

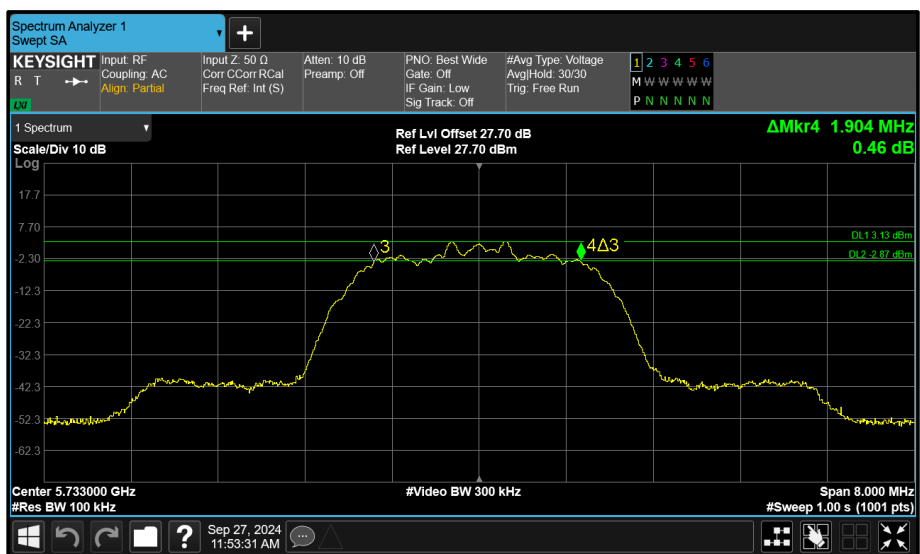


Figure 107 - Core 0 (A) 5733 MHz (CH8) 6 dB Bandwidth

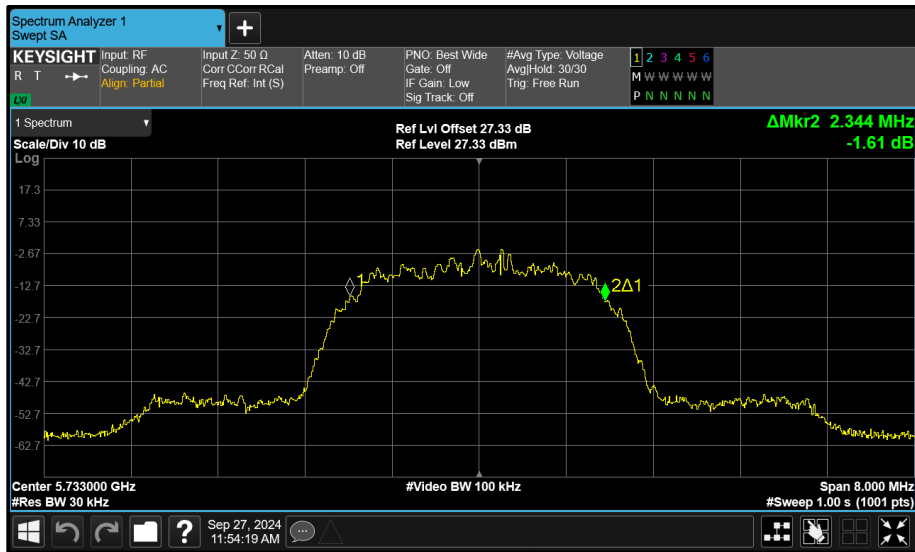


Figure 108 - Core 1 (B) 5733 MHz (CH8) 99% Bandwidth

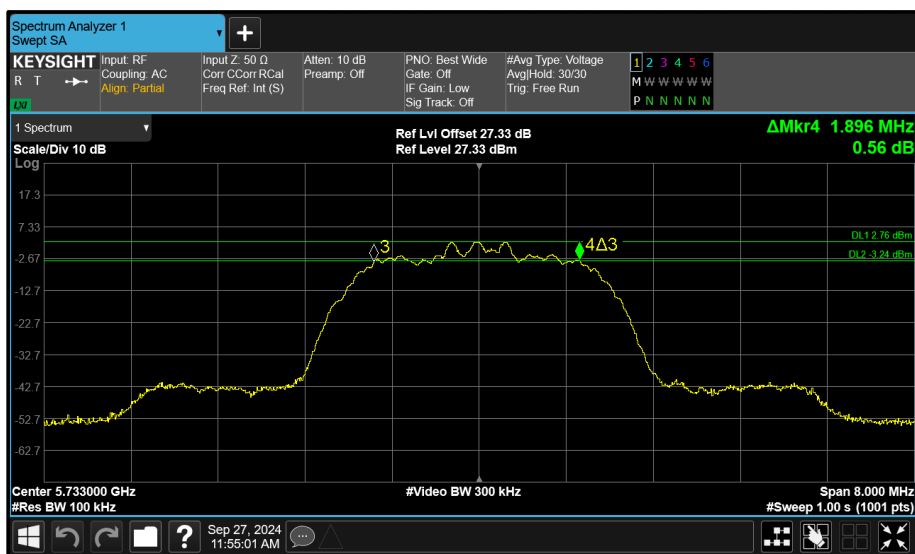


Figure 109 - Core 1 (B) 5733 MHz (CH8) 6 dB Bandwidth

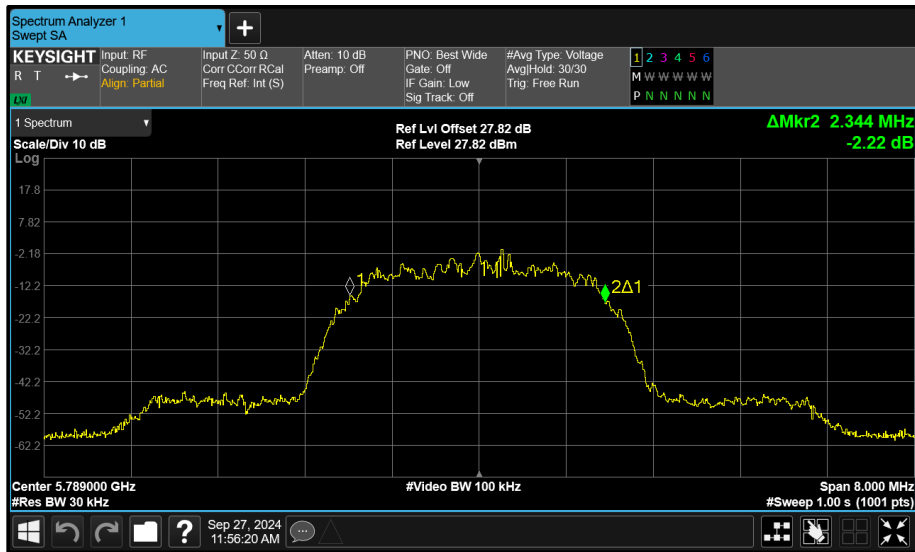


Figure 110 - Core 0 (A) 5789 MHz (CH64) 99% Bandwidth

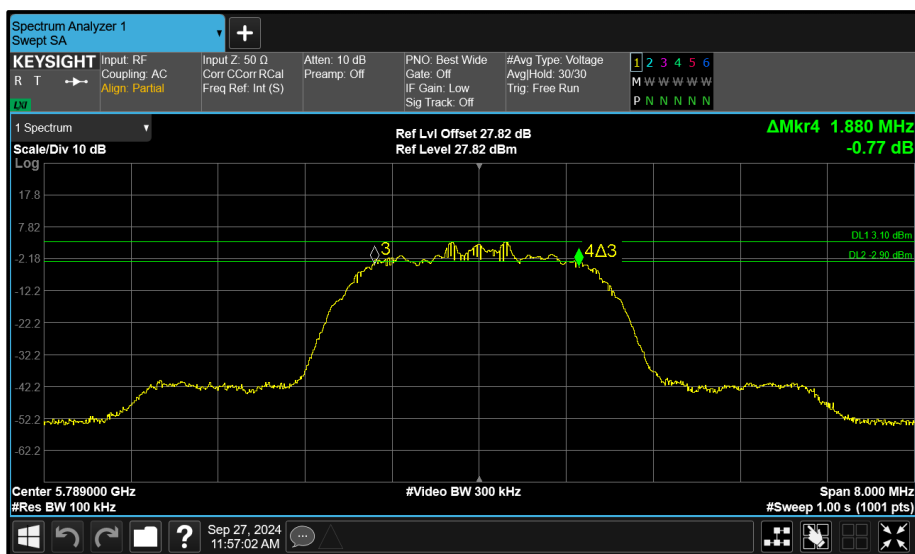


Figure 111 - Core 0 (A) 5789 MHz (CH64) 6 dB Bandwidth

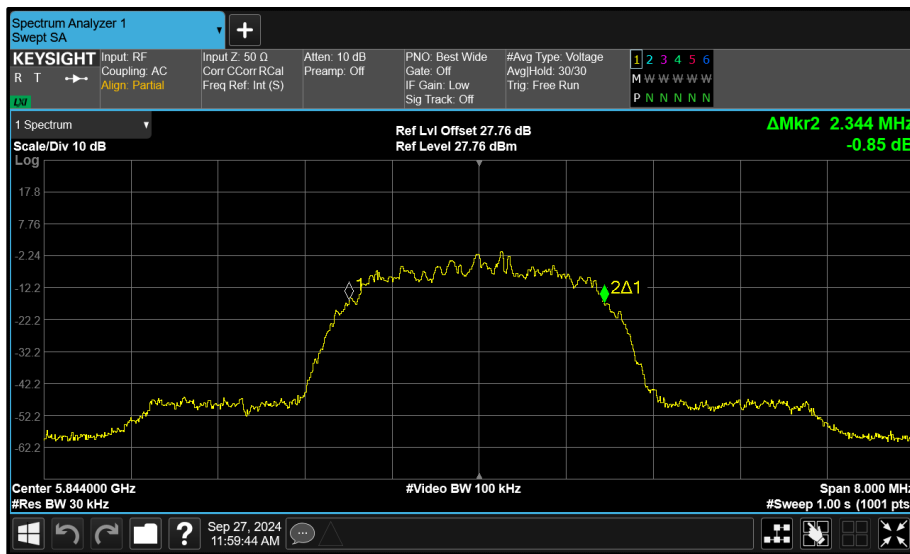


Figure 114 - Core 0 (A) 5844 MHz (CH119) 99% Bandwidth

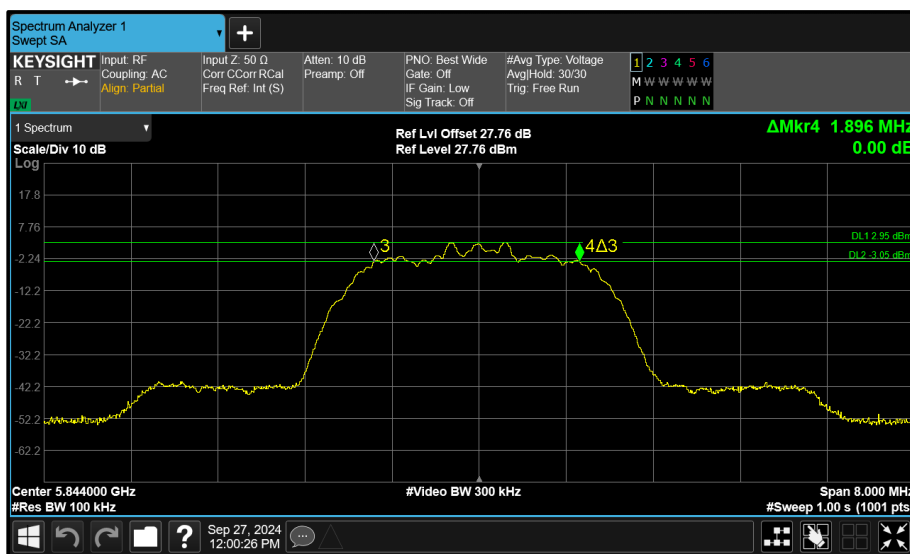


Figure 115 - Core 0 (A) 5844 MHz (CH119) 6 dB Bandwidth

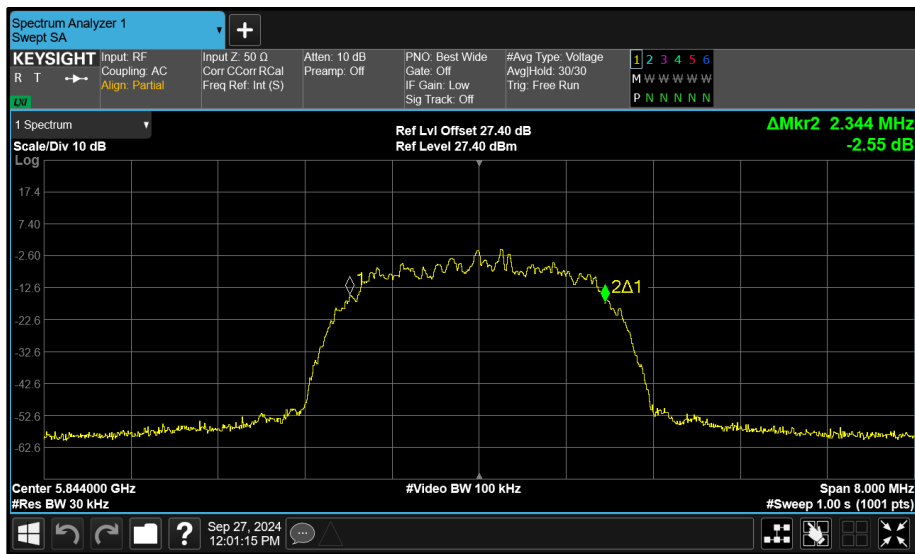


Figure 116 - Core 1 (B) 5844 MHz (CH119) 99% Bandwidth

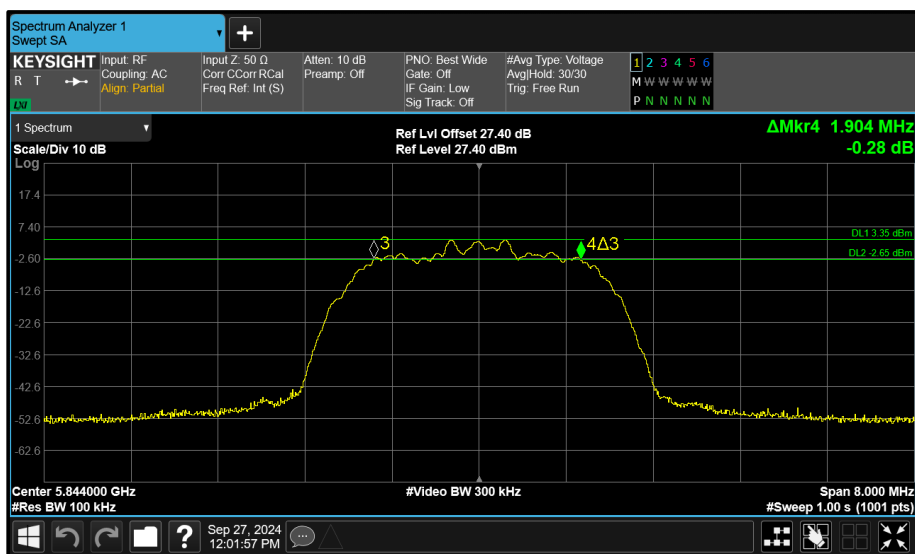


Figure 117 - Core 1 (B) 5844 MHz (CH119) 6 dB Bandwidth



Test Configuration			
Frequency Range:	5.725-5.850 GHz	Band:	U-NII-3
Limit Clause(s):	15.407(e) RSS-247 6.2.4.1	Test Method(s):	C63.10 6.9.3 789033 D02 v02r01 II.C.2.
Additional Reference(s):	-		

DUT Configuration			
Mode:	iPA $\pi/4$ DQPSK (8-DH5)	Duty Cycle (%):	-
Antenna Configuration:	Beamforming	DCCF (dB):	-
Active Port(s):	A+B (Core 0 + Core 1)	Peak Antenna Gain (dBi):	-

Test Frequency (MHz)	6 dB Bandwidth (MHz)				Limit (kHz)
	A	B	C	D	
5733	1.020	1.005	-	-	≥ 500.0
5789	1.020	1.020	-	-	≥ 500.0
5844	1.020	1.020	-	-	≥ 500.0

Table 45 - 6 dB Bandwidth Results

Test Frequency (MHz)	99% Bandwidth (MHz)				Limit (kHz)
	A	B	C	D	
5733	4.665	4.635	-	-	-
5789	4.695	4.635	-	-	-
5844	4.650	4.680	-	-	-

Table 46 - 99% Bandwidth Results

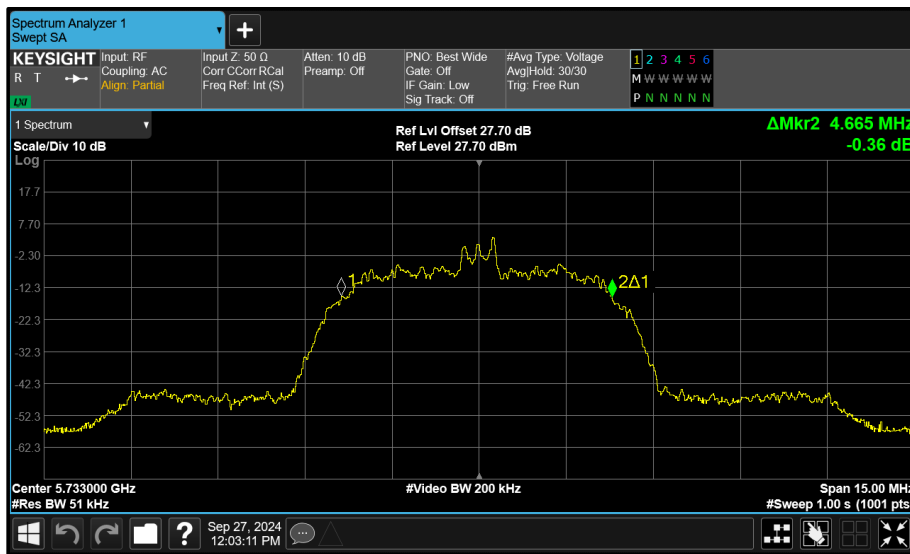


Figure 118 - Core 0 (A) 5733 MHz (CH8) 99% Bandwidth

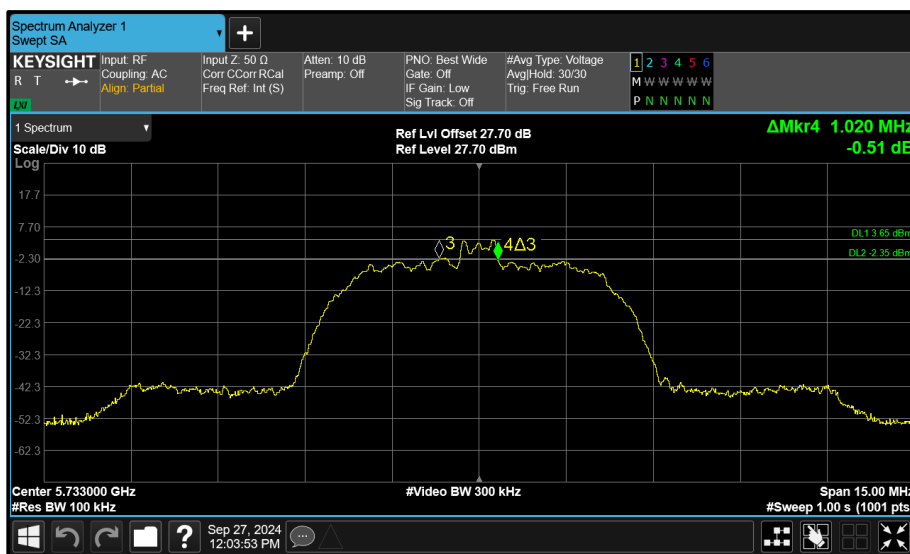


Figure 119 - Core 0 (A) 5733 MHz (CH8) 6 dB Bandwidth

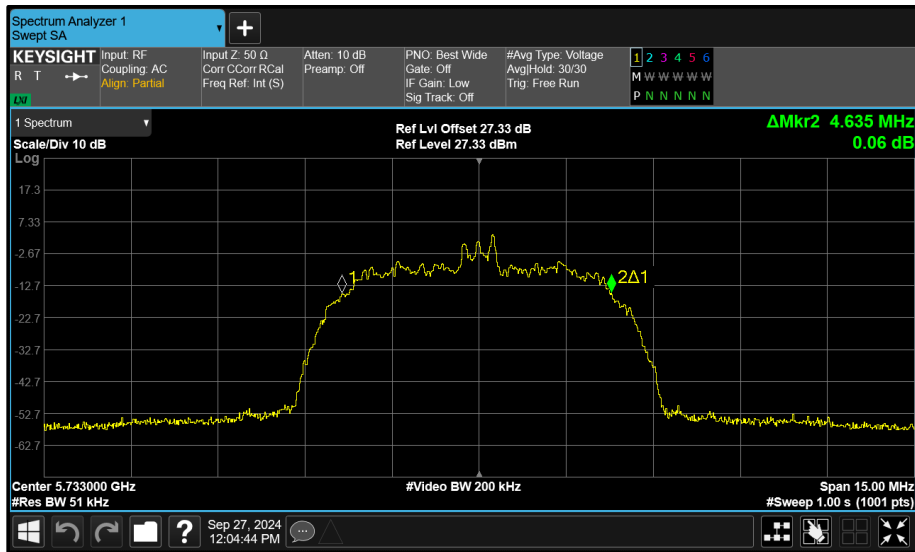


Figure 120 - Core 1 (B) 5733 MHz (CH8) 99% Bandwidth

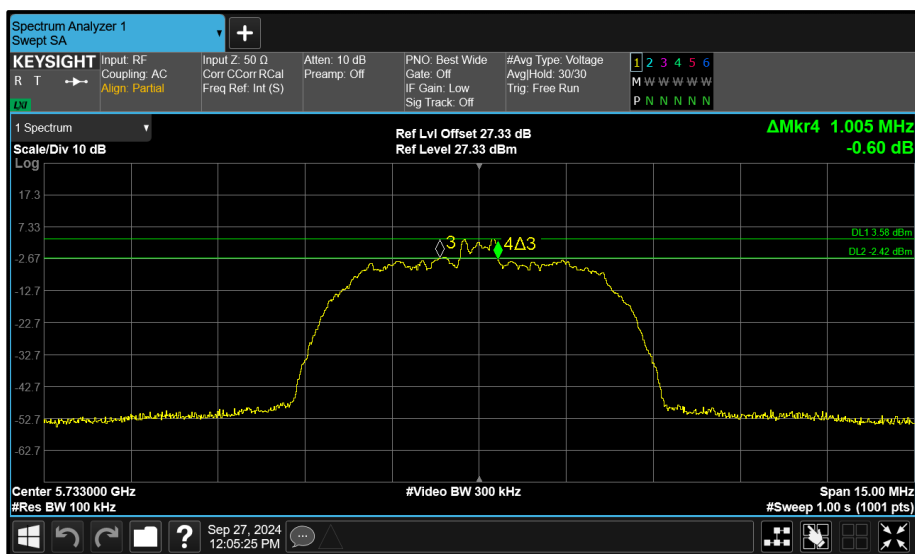


Figure 121 - Core 1 (B) 5733 MHz (CH8) 6 dB Bandwidth

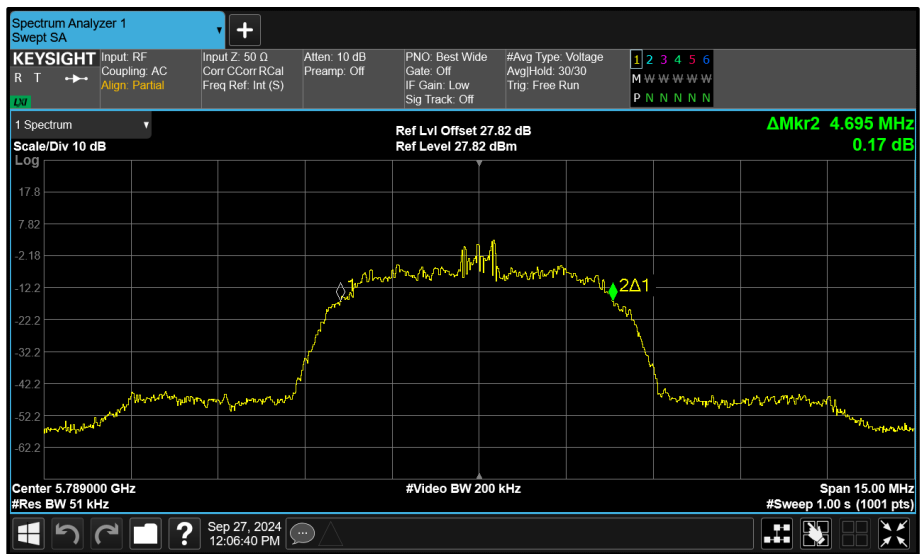


Figure 122 - Core 0 (A) 5789 MHz (CH64) 99% Bandwidth

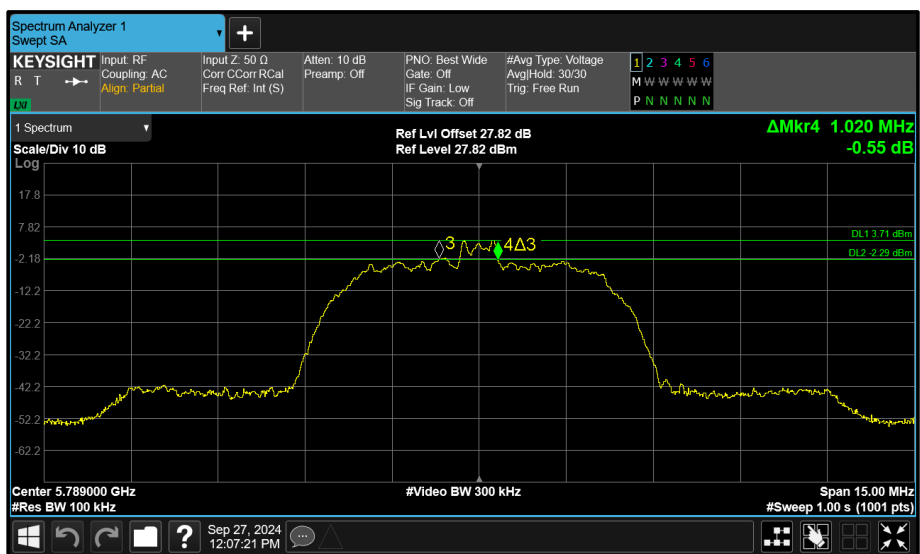


Figure 123 - Core 0 (A) 5789 MHz (CH64) 6 dB Bandwidth

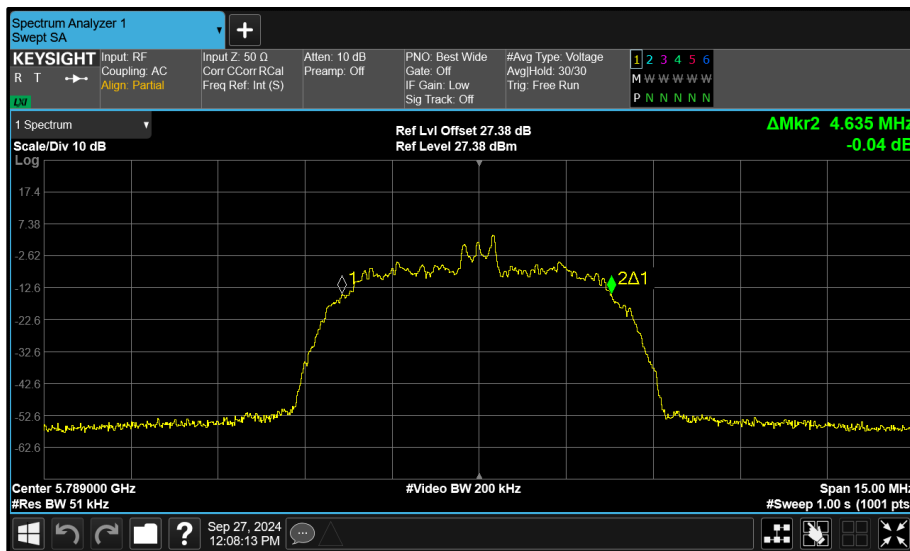


Figure 124 - Core 1 (B) 5789 MHz (CH64) 99% Bandwidth

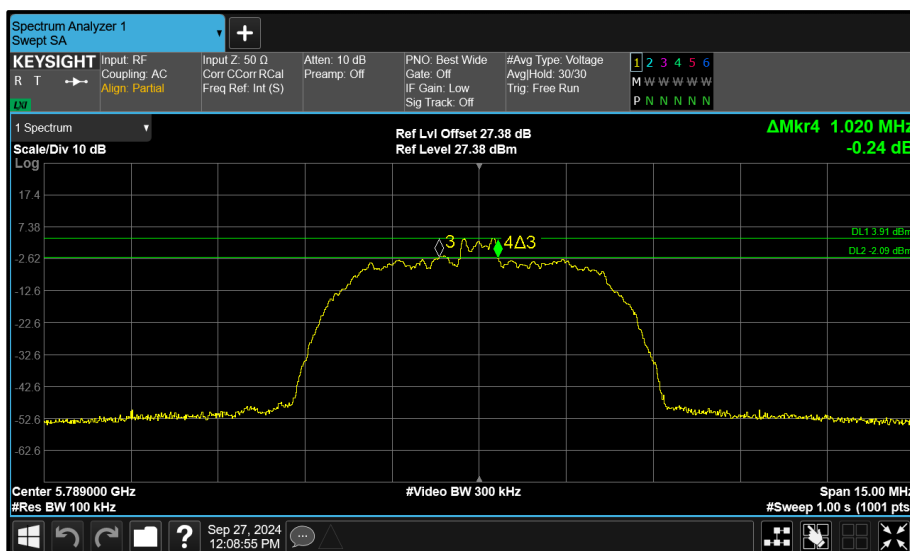


Figure 125 - Core 1 (B) 5789 MHz (CH64) 6 dB Bandwidth

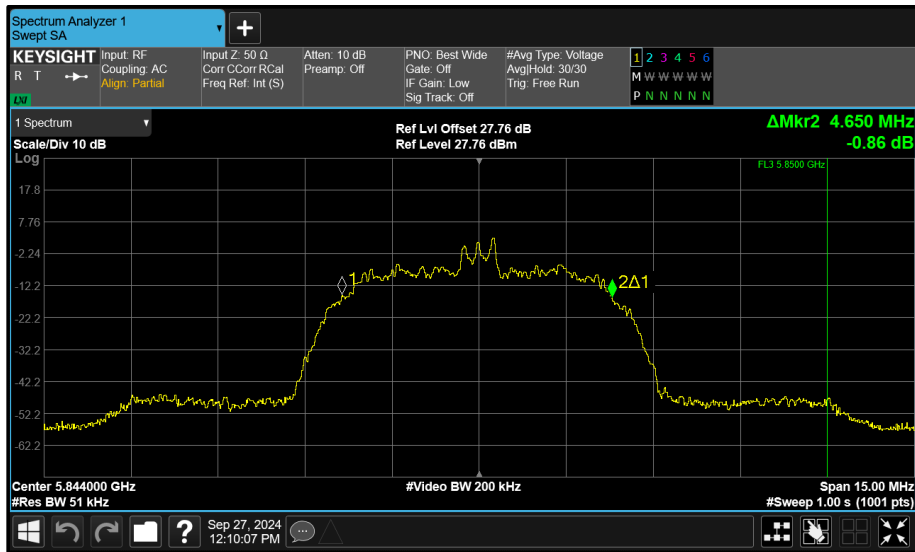


Figure 126 - Core 0 (A) 5844 MHz (CH119) 99% Bandwidth

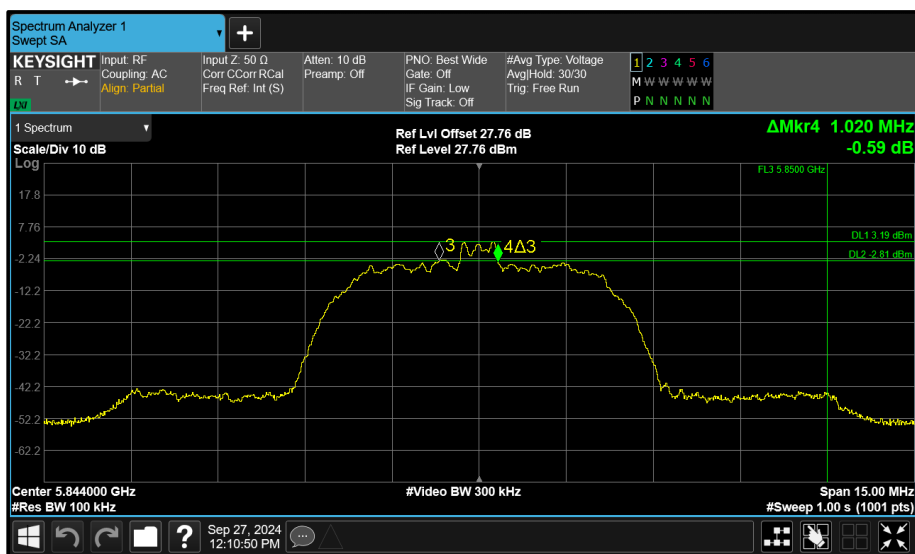


Figure 127 - Core 0 (A) 5844 MHz (CH119) 6 dB Bandwidth

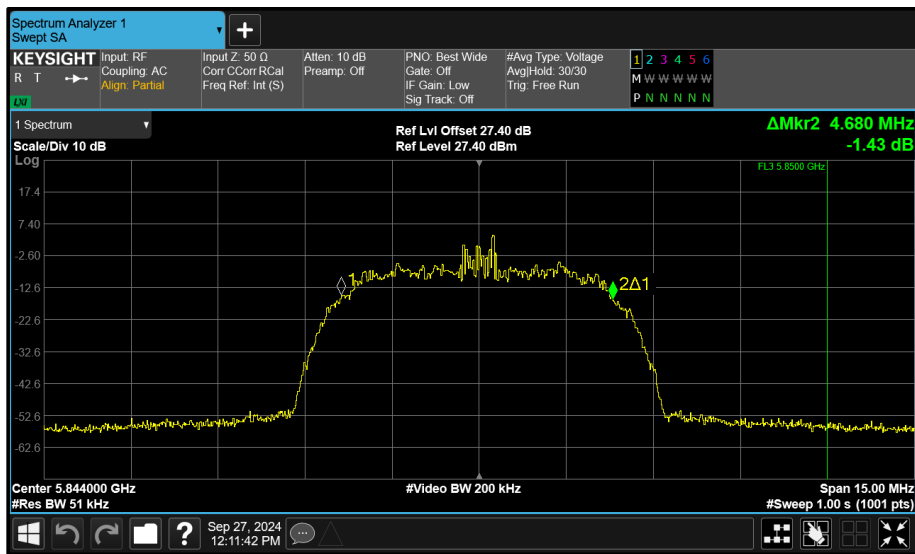


Figure 128 - Core 1 (B) 5844 MHz (CH119) 99% Bandwidth

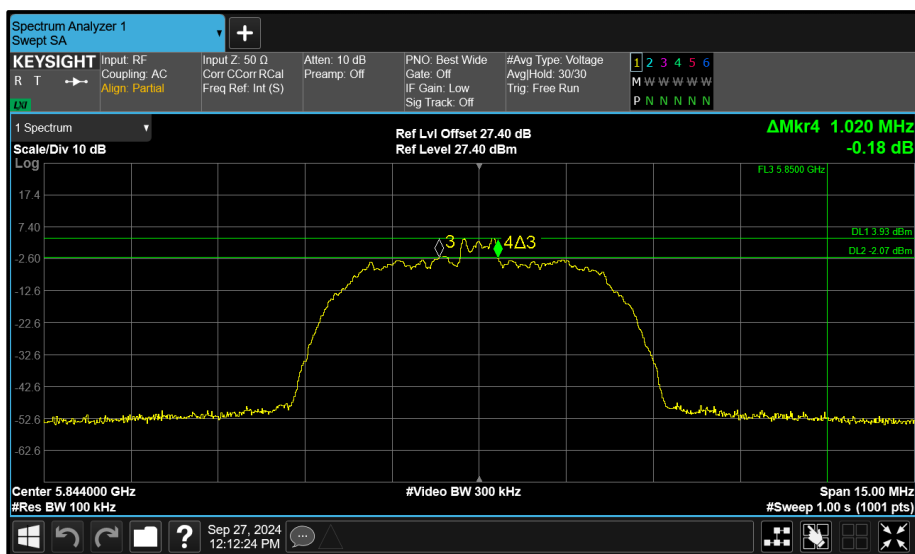


Figure 129 - Core 1 (B) 5844 MHz (CH119) 6 dB Bandwidth



Test Configuration			
Frequency Range:	5.150-5.250 GHz	Band:	U-NII-1
Limit Clause(s):	-	Test Method(s):	C63.10 6.9.3 C63.10 12.5.2
Additional Reference(s):	-		

DUT Configuration			
Mode:	ePA $\pi/4$ DQPSK (4-DH5)	Duty Cycle (%):	-
Antenna Configuration:	Beamforming	DCCF (dB):	-
Active Port(s):	A+B (Core 0 + Core 1)	Peak Antenna Gain (dBi):	-

Test Frequency (MHz)	26 dB Bandwidth (MHz)				Limit (kHz)
	A	B	C	D	
5162	2.808	2.768	-	-	≥ 500.0
5204	2.800	2.800	-	-	≥ 500.0
5245	2.808	2.768	-	-	≥ 500.0

Table 47 - 26 dB Bandwidth Results

Test Frequency (MHz)	99% Bandwidth (MHz)				Limit (kHz)
	A	B	C	D	
5162	2.368	2.344	-	-	-
5204	2.368	2.344	-	-	-
5245	2.368	2.344	-	-	-

Table 48 - 99% Bandwidth Results

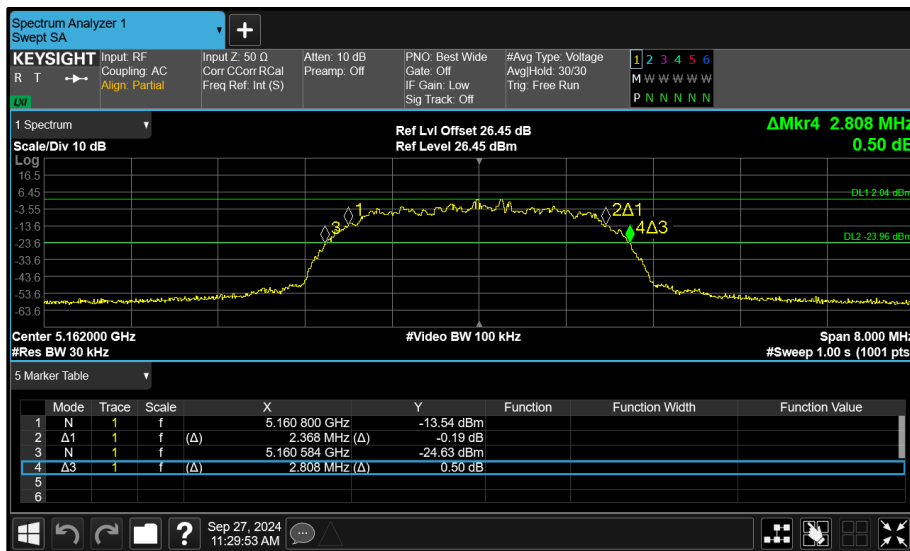


Figure 130 - Core 0 (A) 5162 MHz (CH12) 26 dB and 99% Bandwidth

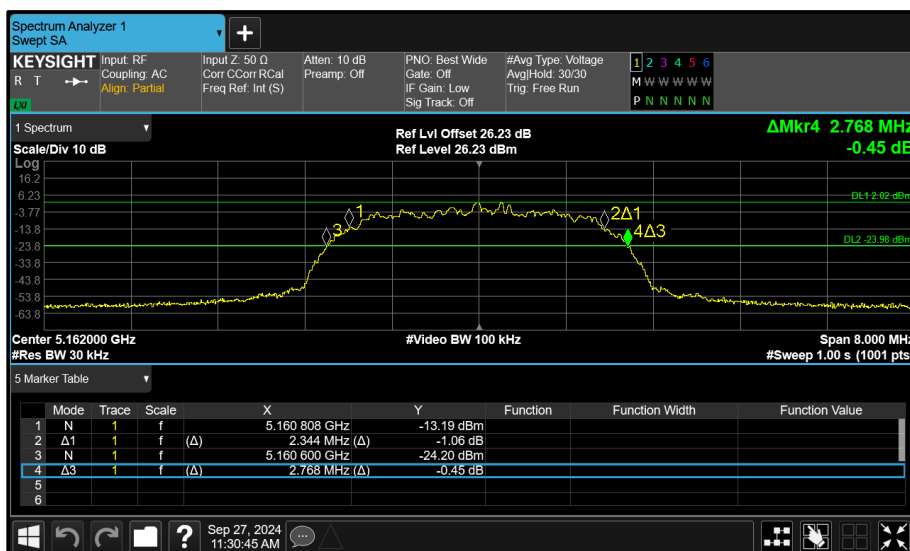


Figure 131 - Core 1 (B) 5162 MHz (CH12) 26 dB and 99% Bandwidth

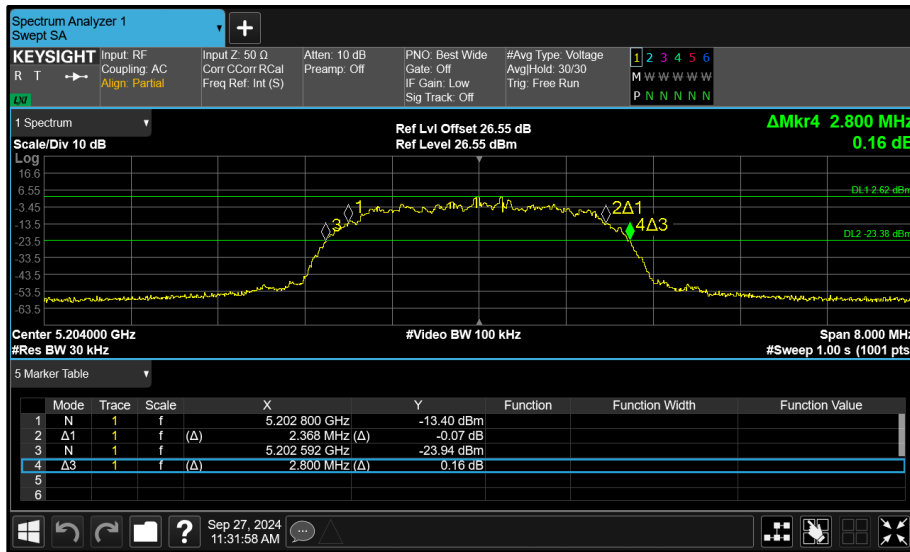


Figure 132 - Core 0 (A) 5204 MHz (CH54) 26 dB and 99% Bandwidth

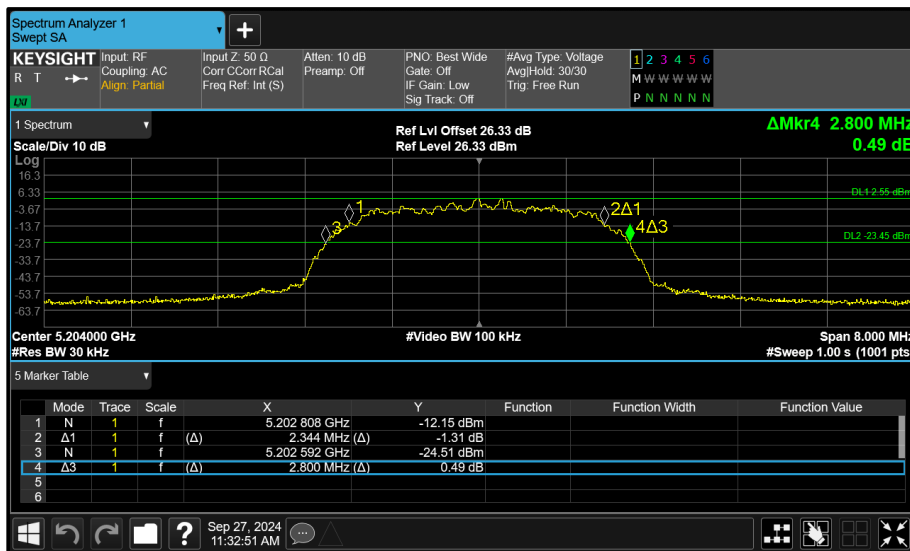


Figure 133 - Core 1 (B) 5204 MHz (CH54) 26 dB and 99% Bandwidth

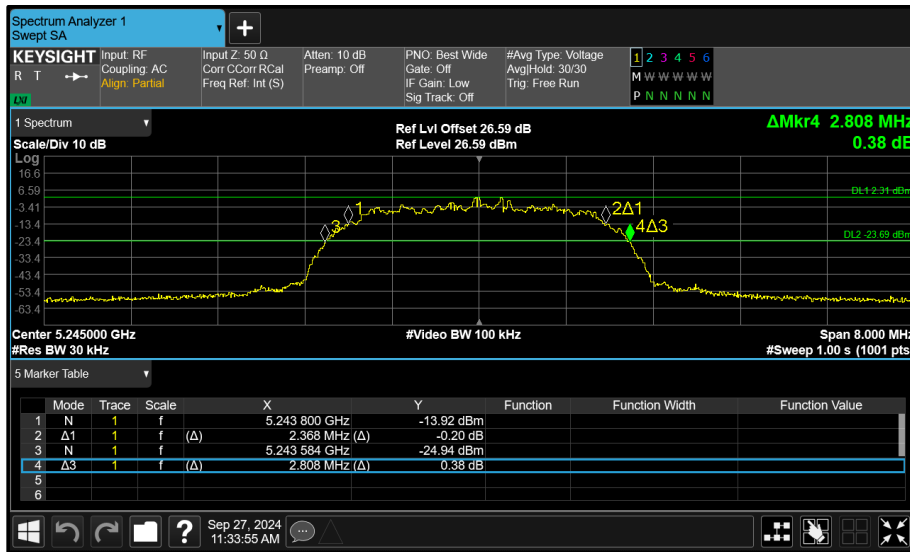


Figure 134 - Core 0 (A) 5245 MHz (CH95) 26 dB and 99% Bandwidth

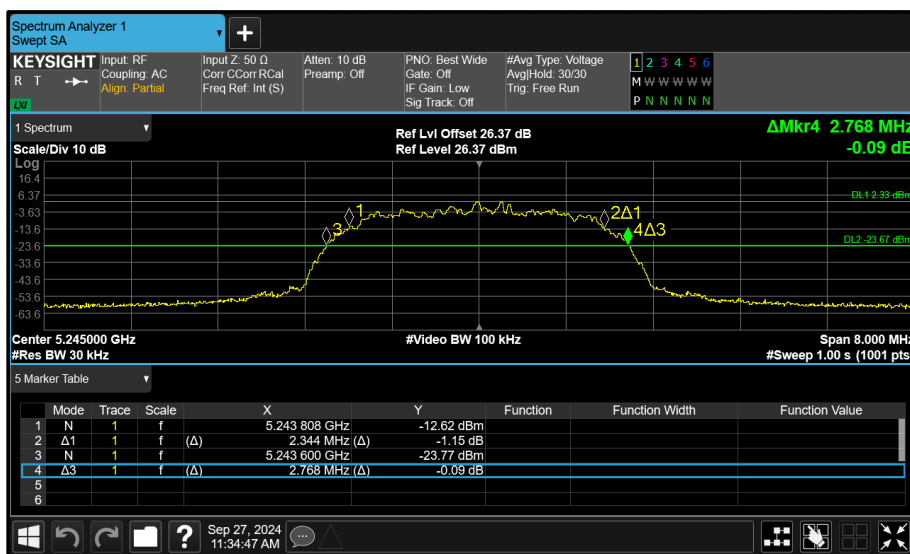


Figure 135 - Core 1 (B) 5245 MHz (CH95) 26 dB and 99% Bandwidth



Test Configuration			
Frequency Range:	5.150-5.250 GHz	Band:	U-NII-1
Limit Clause(s):	-	Test Method(s):	C63.10 6.9.3 C63.10 12.5.2
Additional Reference(s):	-		

DUT Configuration			
Mode:	ePA $\pi/4$ DQPSK (8-DH5)	Duty Cycle (%):	-
Antenna Configuration:	Beamforming	DCCF (dB):	-
Active Port(s):	A+B (Core 0 + Core 1)	Peak Antenna Gain (dBi):	-

Test Frequency (MHz)	26 dB Bandwidth (MHz)				Limit (kHz)
	A	B	C	D	
5162	5.415	5.325	-	-	≥ 500.0
5204	5.415	5.325	-	-	≥ 500.0
5245	5.400	5.325	-	-	≥ 500.0

Table 49 - 26 dB Bandwidth Results

Test Frequency (MHz)	99% Bandwidth (MHz)				Limit (kHz)
	A	B	C	D	
5162	4.710	4.620	-	-	-
5204	4.710	4.635	-	-	-
5245	4.710	4.635	-	-	-

Table 50 - 99% Bandwidth Results

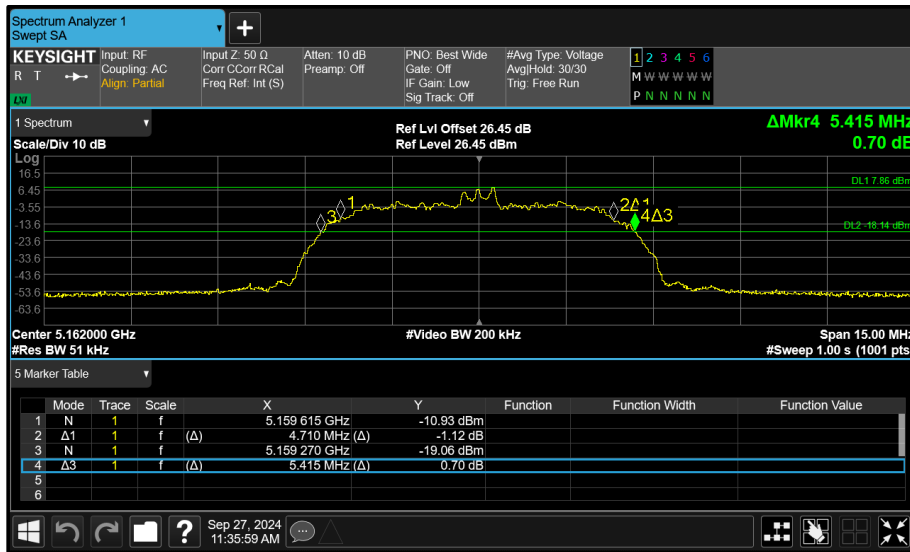


Figure 136 - Core 0 (A) 5162 MHz (CH12) 26 dB and 99% Bandwidth

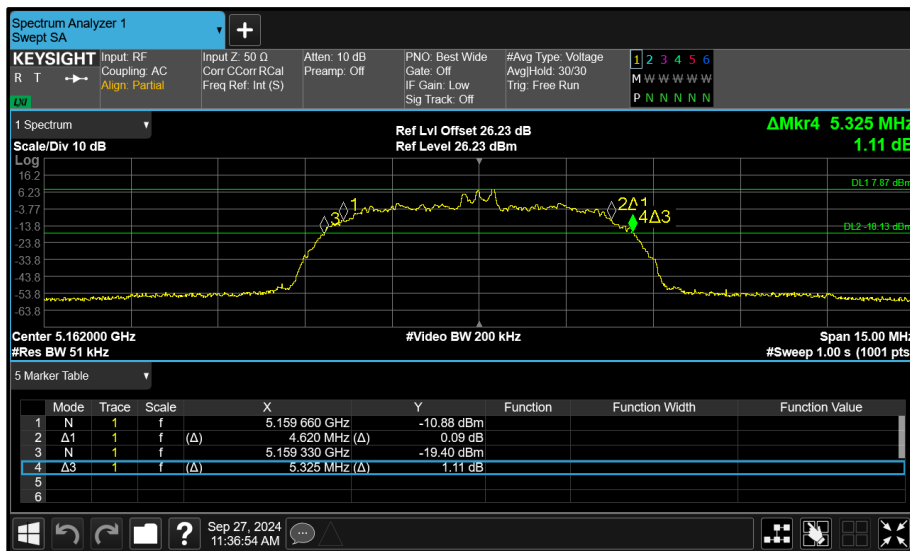


Figure 137 - Core 1 (B) 5162 MHz (CH12) 26 dB and 99% Bandwidth

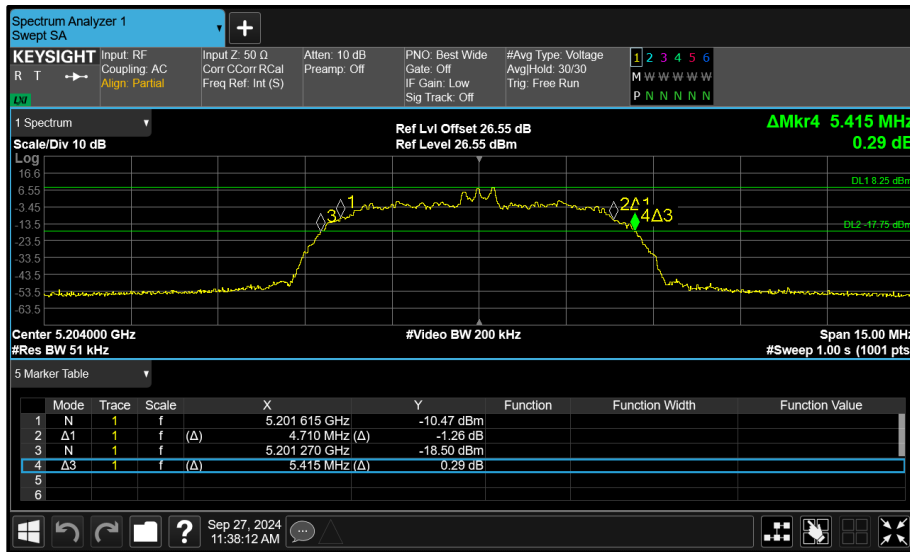


Figure 138 - Core 0 (A) 5204 MHz (CH54) 26 dB and 99% Bandwidth

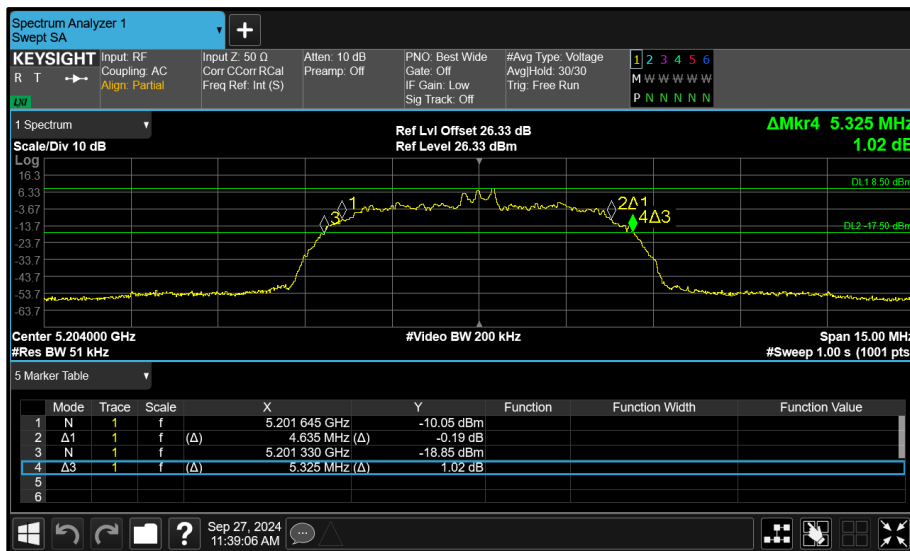


Figure 139 - Core 1 (B) 5204 MHz (CH54) 26 dB and 99% Bandwidth