

FCC Test Report

Apple Inc
Model: A3401



In accordance with FCC 47 CFR Part 15E
(Narrowband)

Prepared for: Apple Inc
One Apple Park Way
Cupertino
California
95014
USA

FCC ID: BCGA3401

COMMERCIAL-IN-CONFIDENCE

Document 75961394-71 Issue 01

SIGNATURE

NAME	JOB TITLE	RESPONSIBLE FOR	ISSUE DATE
Steve White	Senior Technical Specialist	Authorised Signatory	15-October-2024

Signatures in this approval box have checked this document in line with the requirements of TÜV SÜD document control rules.

ENGINEERING STATEMENT

The measurements shown in this report were made in accordance with the procedures described on test pages. All reported testing was carried out on a sample equipment to demonstrate limited compliance with FCC 47 CFR Part 15E. The sample tested was found to comply with the requirements defined in the applied rules.

RESPONSIBLE FOR	NAME	DATE	SIGNATURE
Report Generation	Lauren Walters	15-October-2024	

FCC Accreditation
553713/UK2026 Concorde Park, Fareham Test Laboratory

EXECUTIVE SUMMARY

A sample of this product was tested and found to be compliant with FCC 47 CFR Part 15E: 2023 for the tests detailed in section 1.3.



DISCLAIMER AND COPYRIGHT

This non-binding report has been prepared by TÜV SÜD with all reasonable skill and care. The document is confidential to the potential Client and TÜV SÜD. No part of this document may be reproduced without the prior written approval of TÜV SÜD. © 2024 TÜV SÜD. This report relates only to the actual item/items tested.

ACCREDITATION

Our UKAS Accreditation does not cover opinions and interpretations and any expressed are outside the scope of our UKAS Accreditation. Results of tests not covered by our UKAS Accreditation Schedule are marked NUA (Not UKAS Accredited). Results of tests covered by our Flexible UKAS Accreditation Schedule are marked FS (Flexible Scope).

TÜV SÜD
is a trading name of TÜV SÜD Ltd
Registered in Scotland at East Kilbride,
Glasgow G75 0QF, United Kingdom
Registered number: SC215164

TÜV SÜD Ltd is a
TÜV SÜD Group Company

Phone: +44 (0) 1489 558100
Fax: +44 (0) 1489 558101
www.tuvsud.com/en

TÜV SÜD
Octagon House
Concorde Way
Fareham
Hampshire PO15 5RL
United Kingdom



Contents

1	Report Summary	2
1.1	Report Modification Record.....	2
1.2	Introduction.....	2
1.3	Brief Summary of Results	3
1.4	Product Information	4
1.5	Deviations from the Standard.....	5
1.6	Identification of the EUT	6
1.7	EUT Modification Record	6
1.8	Test Location	7
2	Test Details	8
2.1	Restricted Band Edges.....	8
2.2	Emission Bandwidth	27
2.3	Maximum Conducted Output Power	119
2.4	Maximum Conducted Power Spectral Density.....	133
2.5	Authorised Band Edges	145
2.6	Spurious Radiated Emissions	184
3	Measurement Uncertainty	210



1 Report Summary

1.1 Report Modification Record

Alterations and additions to this report will be issued to the holders of each copy in the form of a complete document.

Issue	Description of Change	Date of Issue
1	First Issue	15-October-2024

Table 1

1.2 Introduction

Applicant	Apple Inc
Manufacturer	Apple Inc
EUT/Sample Identification	Refer to section 1.6
Test Specification/Issue/Date	FCC 47 CFR Part 15E: 2023
Start of Test	05-September-2024
Finish of Test	05-October-2024
Name of Engineer(s)	Ahmed Al Dirdiri, Akhil Rajendran Bhaskaran Nair, Manohar Thota, Vineeth Nagaraj, Jayvir Makwana, Elliot Callender, Ian Hart, Ioan-Alexandru Bogatu and Morsalin Hossain
Related Document(s)	ANSI C63.10 (2020) KDB 662911 D01 v02r01



1.3 Brief Summary of Results

A brief summary of the tests carried out in accordance with FCC 47 CFR Part 15E is shown below.

Section	Specification Clause	Test Description	Result	Comments/Base Standard
Configuration and Mode: Narrowband				
-	15.203	Antenna Requirement	N/T	The device complies with the provisions of this section, as it uses permanently attached integral antennas.
2.1	15.205	Restricted Band Edges	Pass	ANSI C63.10 (2020)
2.2	15.407 (a)	Emission Bandwidth	Pass	ANSI C63.10 (2020)
2.3	15.407 (a)	Maximum Conducted Output Power	Pass	ANSI C63.10 (2020) KDB 662911 D01 v02r01
2.4	15.407 (a)	Maximum Conducted Power Spectral Density	Pass	ANSI C63.10 (2020) KDB 662911 D01 v02r01
2.5	15.407 (b)	Authorised Band Edges	Pass	ANSI C63.10 (2020)
2.6	15.209 and 15.407 (b)	Spurious Radiated Emissions	Pass	ANSI C63.10 (2020)

Table 2



1.4 Product Information

1.4.1 Technical Description

The equipment under test (EUT) was a portable laptop computer.

1.4.2 Test Modes

Narrowband operation was supported in the following frequency bands:

5162-5245 MHz and 5733-5844 MHz

It supports SISO (Single Input/Single Output) operation on two different cores (Core 0 and 1). It also supports MIMO (Multiple Input/Multiple Output) beamforming operation on Cores 0+1 simultaneously.

It operates at two power settings: low power “iPA” and high power “ePA” and uses different output powers per core dependent on how many cores are used.

Both power modes support HDR4 (4-DH5) and HDR8 (8-DH5). iPA mode additionally supports Basic Rate (DH5).

After preliminary investigations, conducted tests on the EUT were performed in the following modes:

SISO modes:

- DH5 - iPA - Core 0 (UNII-1) & Core 1 (UNII-3)
- HDR4 - iPA - Core 0 (UNII-1) & Core 1 (UNII-3)
- HDR8 - iPA - Core 0 (UNII-1) & Core 1 (UNII-3)
- HDR4 - ePA - Core 0 (UNII-1) & Core 1 (UNII-3)
- HDR8 - ePA - Core 0 (UNII-1) & Core 1 (UNII-3)

MIMO modes:

- DH5 - iPA - Core 0 + Core 1
- HDR4 - iPA - Core 0 + Core 1
- HDR8 - iPA - Core 0 + Core 1
- HDR4 - ePA - Core 0 + Core 1
- HDR8 - ePA - Core 0 + Core 1

Spurious Radiated Emissions tests were limited to the modes shown below, with the device configured to operate both cores at maximum output power, as this was deemed to be worst case.

MIMO modes:

- DH5 - iPA - Core 0 + Core 1 (UNII-1) & (UNII-3)
- DH5 - ePA - Core 0 + Core 1 (UNII-1)
- HDR4 - ePA - Core 0 + Core 1 (UNII-3)



1.4.3 Test Setup

For conducted tests, a conducted test point was provided by the manufacturer via a UFL connector and cable. The loss of these test cables were known and compensated for in any conducted measurements.

For all tests, the EUT was put into a continuous transmit test mode with the manufacturer's test commands via a script running in the EUTs terminal application. The EUT then transmitted the required type of modulation/packet type on a static channel selected within the test script.

All testing was performed with the EUT powered via a 120 V AC, 60 Hz source.

1.4.4 Antenna Gain Table

Antenna Port	Frequency Range (MHz)	Peak Gain (dBi)	Conducted Cable Loss (dB)
Core 0	5150 to 5250	5.9	1.07
	5725 to 5850	4.1	1.18
Core 1	5150 to 5250	2.6	1.07
	5725 to 5850	4.2	1.18

Table 3

1.5 Deviations from the Standard

No deviations from the applicable test standard were made during testing.



1.6 Identification of the EUT

The table below details identification of the EUT(s) that have been used to carry out the testing within this report.

Model: A3401			
Serial Number	Hardware Version	Software Version	Firmware
JVJC362FKV	REV1.0	24A32191s	22.1.65.459
HHJTCJ96L9	REV1.0	24A32191s	22.1.65.459
H56R7RH7PK	REV1.0	24A32831c	22.1.65.459
D097W7KM29	REV1.0	24A32831c	22.1.65.459

Table 4

1.7 EUT Modification Record

The table below details modifications made to the EUT during the test programme.

The modifications incorporated during each test are recorded on the appropriate test pages.

Modification State	Description of Modification still fitted to EUT	Modification Fitted By	Date Modification Fitted
Model: A3401, Serial Number: JVJC362FKV			
0	As supplied by the customer	Not Applicable	Not Applicable
Model: A3401, Serial Number: D097W7KM29			
0	As supplied by the customer	Not Applicable	Not Applicable
Model: A3401, Serial Number: H56R7RH7PK			
0	As supplied by the customer	Not Applicable	Not Applicable
Model: A3401, Serial Number: HHJTCJ96L9			
0	As supplied by the customer	Not Applicable	Not Applicable

Table 5



1.8 Test Location

TÜV SÜD conducted the following tests at our Concorde Park Test Laboratory.

Test Name	Name of Engineer(s)	Accreditation
Configuration and Mode: Narrowband		
Restricted Band Edges	Ahmed Al Derdiri, Akhil Rajendran Bhaskaran Nair, Manohar Thota and Vineeth Nagaraj	UKAS
Emission Bandwidth	Jayvir Makwana	UKAS
Maximum Conducted Output Power	Jayvir Makwana	UKAS
Maximum Conducted Power Spectral Density	Jayvir Makwana	UKAS
Authorised Band Edges	Ahmed Al Derdiri, Akhil Rajendran Bhaskaran Nair, Manohar Thota and Vineeth Nagaraj	UKAS
Spurious Radiated Emissions	Akhil Rajendran Bhaskaran Nair, Elliot Callender, Ian Hart, Ioan-Alexandru Bogatu and Morsalin Hossain	UKAS

Table 6

Office Address:

TÜV SÜD
Concorde Park
Concorde Way
Fareham
Hampshire
PO15 5FG
United Kingdom



2 Test Details

2.1 Restricted Band Edges

2.1.1 Specification Reference

FCC 47 CFR Part 15E, Clause 15.205

2.1.2 Equipment Under Test and Modification State

A3401, S/N: JVJC362FKV - Modification State 0
A3401, S/N: D097W7KM29 - Modification State 0

2.1.3 Date of Test

05-September-2024 to 30-September-2024

2.1.4 Test Method

The test was performed in accordance with ANSI C63.10, clause 6.10.5.

Restricted Band Edge measurements were performed with the device operating in SISO, MIMO and TxBF, across the various modes supported by the device.

The measurements displayed within this report have been limited to those modes which have been shown to be worst case.

Further measurements are held on file by TÜV SÜD and are available if required.

2.1.5 Environmental Conditions

Ambient Temperature	21.1 - 23.0 °C
Relative Humidity	40.5 - 49.0 %



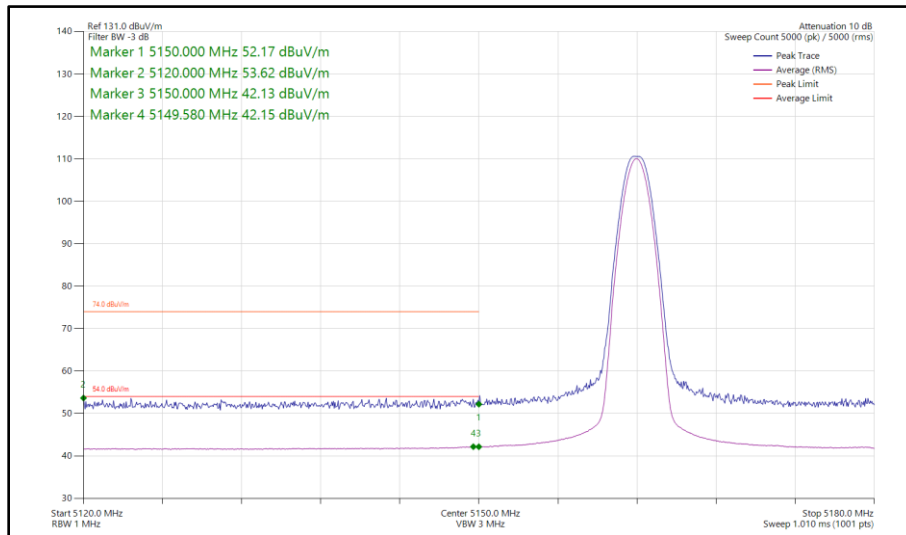
2.1.6 Test Results

Narrowband

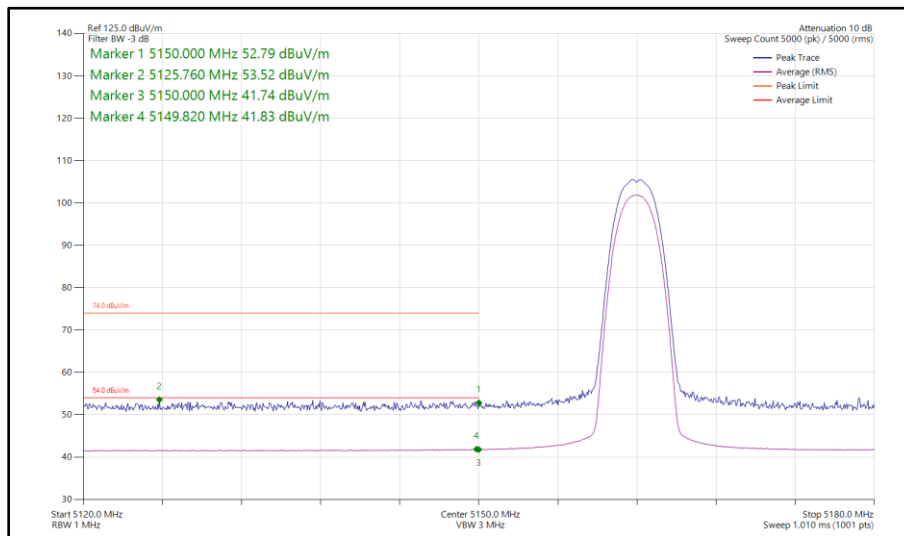
iPA - Core 0 (SISO)

Mode	Packet Type	TX Frequency (MHz)	Band Edge Frequency (MHz)	Peak Level (dBµV/m)	Average Level (dBµV/m)
Static	DH5	5162	5150	53.62	42.15
Static	HDR4	5162	5150	53.52	41.83
Static	HDR8	5162	5150	53.97	42.34
Static	DH5	5245	5350	54.71	42.54
Static	HDR4	5245	5350	54.76	42.51
Static	HDR8	5245	5350	54.77	42.47

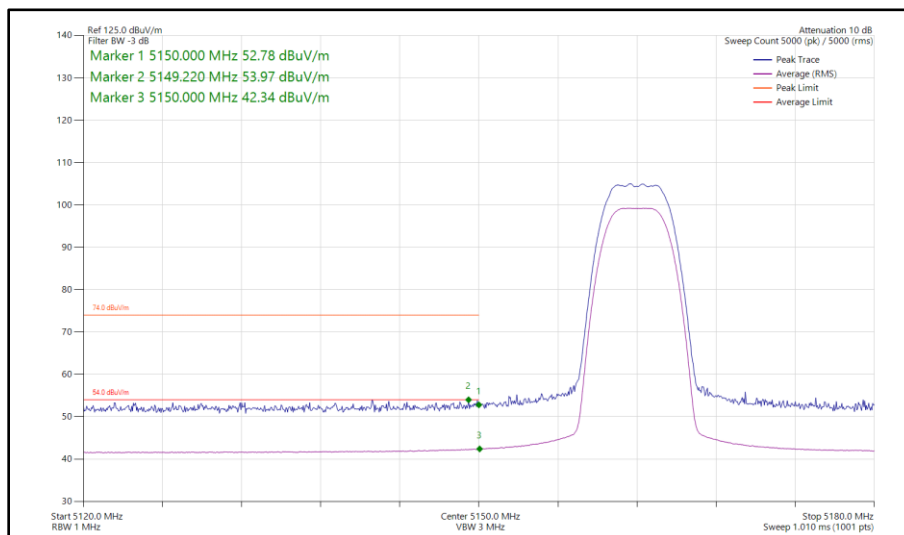
Table 7 - SISO Restricted Band Edge Results



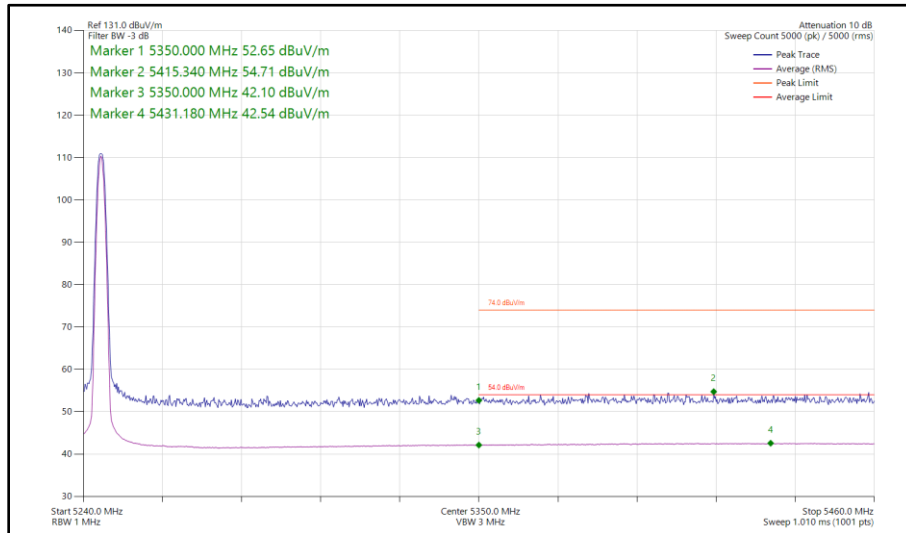
**Figure 1 - Bluetooth DH5, SISO, Core 0 - 5162 MHz
 Band Edge Frequency 5150 MHz**



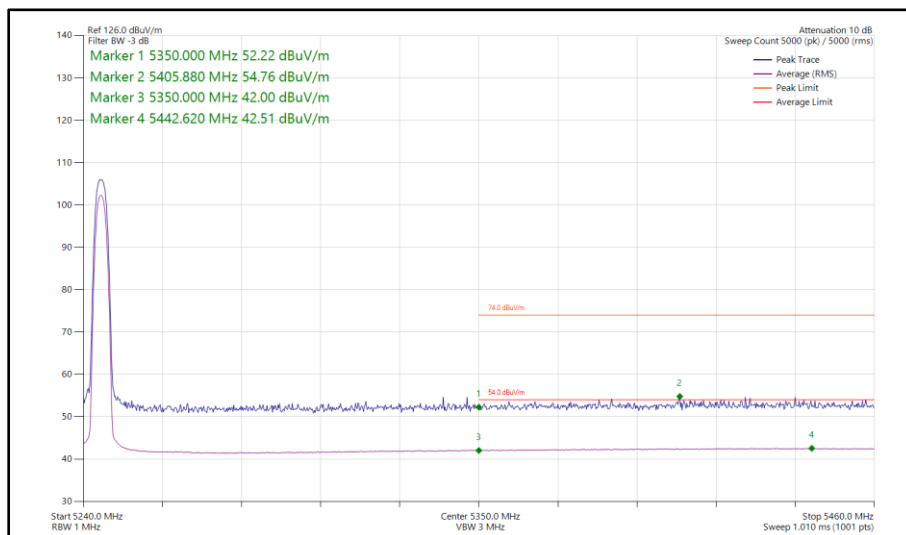
**Figure 2 - Bluetooth HDR4, SISO, Core 0 - 5162 MHz
Band Edge Frequency 5150 MHz**



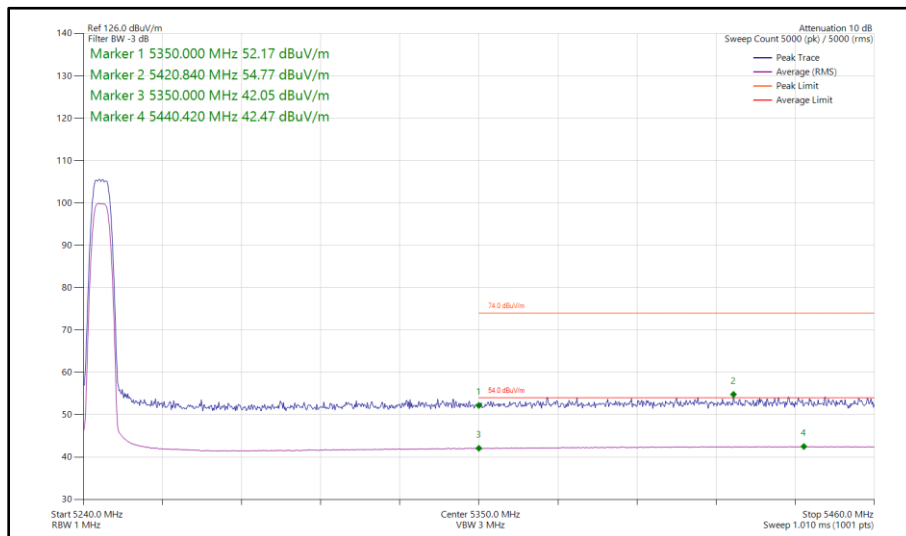
**Figure 3 - Bluetooth HDR8, SISO, Core 0 - 5162 MHz
Band Edge Frequency 5150 MHz**



**Figure 4 - Bluetooth DH5, SISO, Core 0 - 5245 MHz
Band Edge Frequency 5350 MHz**



**Figure 5 - Bluetooth HDR4, SISO, Core 0 - 5245 MHz
Band Edge Frequency 5350 MHz**



**Figure 6 - Bluetooth HDR8, SISO, Core 0 - 5245 MHz
Band Edge Frequency 5350 MHz**



iPA - Core 1 (SISO)

Mode	Packet Type	TX Frequency (MHz)	Band Edge Frequency (MHz)	Peak Level (dBµV/m)	Average Level (dBµV/m)
Static	DH5	5162	5150	53.22	41.38
Static	HDR4	5162	5150	53.96	41.50
Static	HDR8	5162	5150	53.70	41.69
Static	DH5	5245	5350	54.32	42.38
Static	HDR4	5245	5350	54.78	42.56
Static	HDR8	5245	5350	54.77	42.59

Table 8 - SISO Restricted Band Edge Results

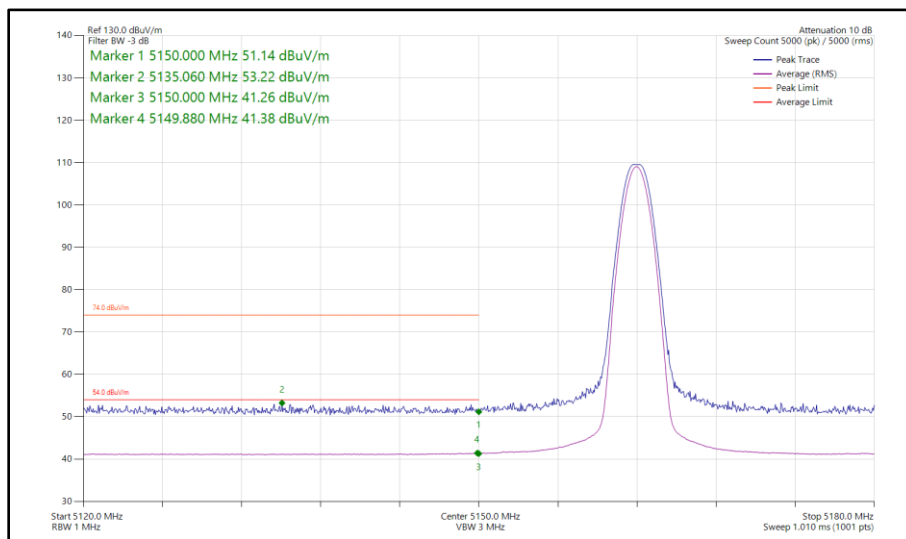


Figure 7 - Bluetooth DH5, SISO, Core 1 - 5162 MHz Band Edge Frequency 5150 MHz

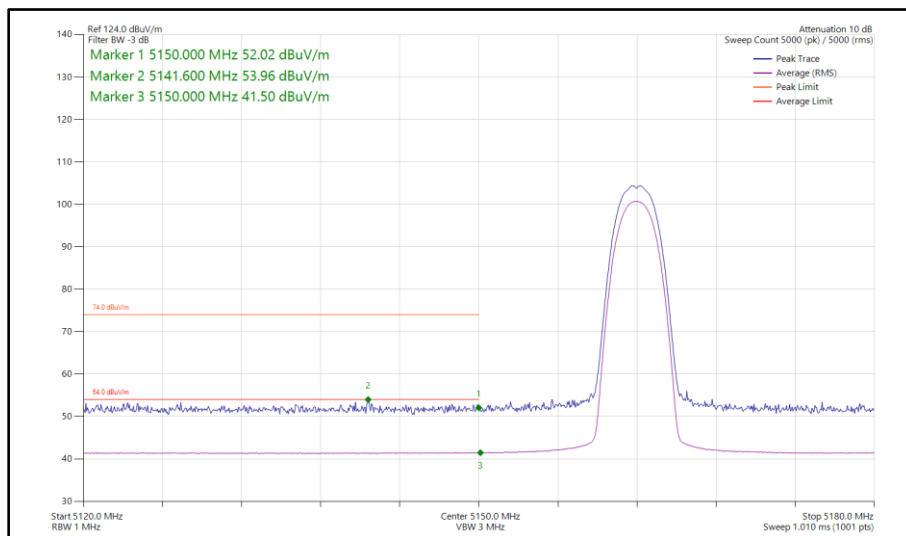
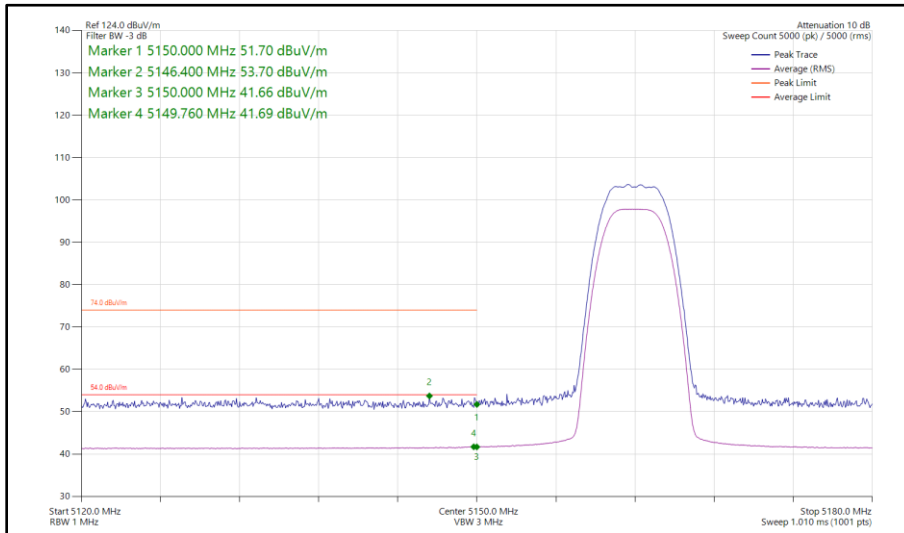
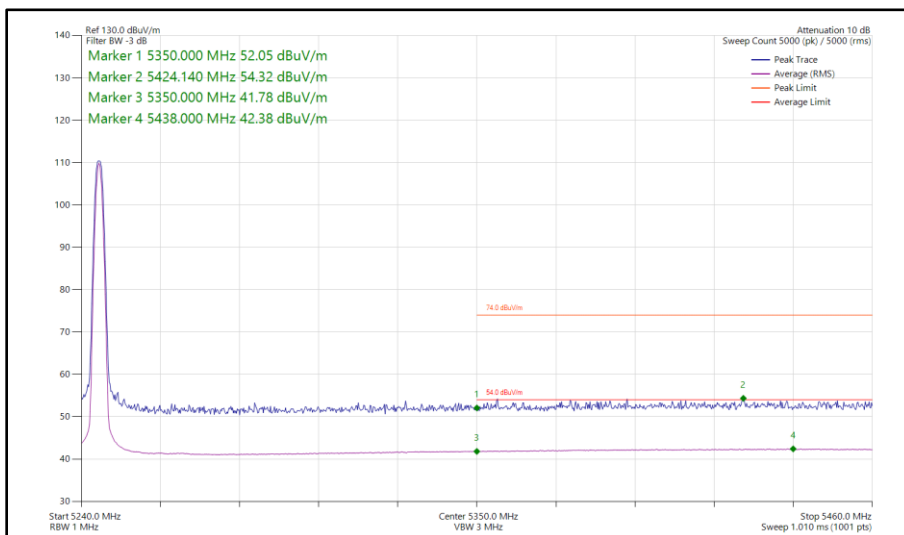


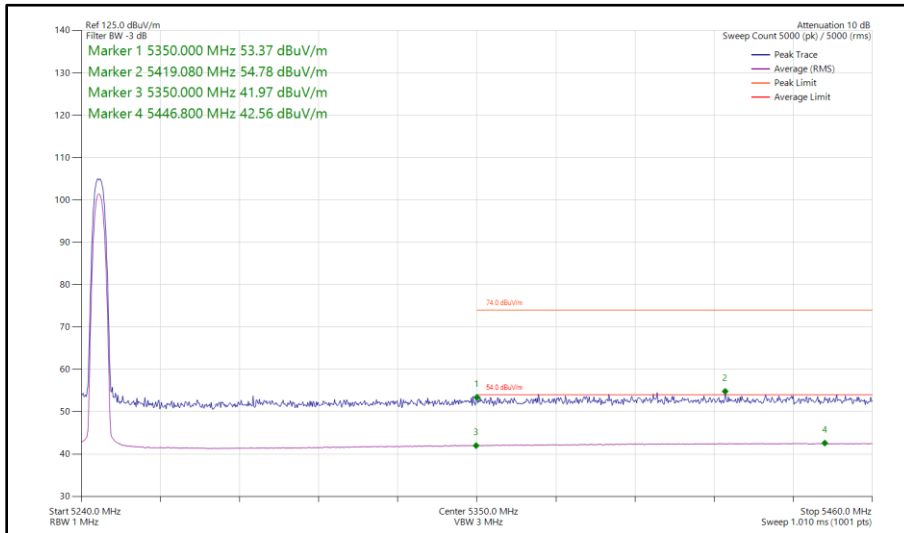
Figure 8 - Bluetooth HDR4, SISO, Core 1 - 5162 MHz Band Edge Frequency 5150 MHz



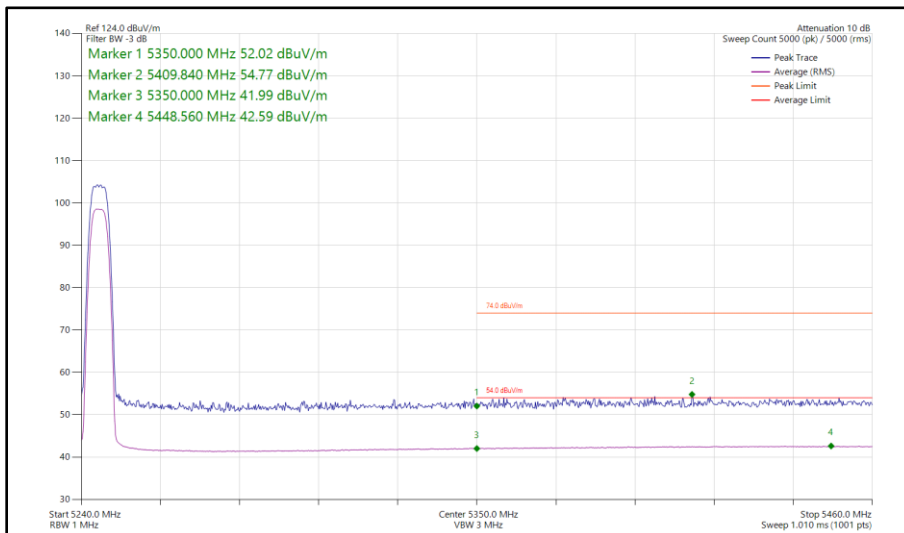
**Figure 9 - Bluetooth HDR8, SISO, Core 1 - 5162 MHz
Band Edge Frequency 5150 MHz**



**Figure 10 - Bluetooth DH5, SISO, Core 1 - 5245 MHz
Band Edge Frequency 5350 MHz**



**Figure 11 - Bluetooth HDR4, SISO, Core 1 - 5245 MHz
Band Edge Frequency 5350 MHz**



**Figure 12 - Bluetooth HDR8, SISO, Core 1 - 5245 MHz
Band Edge Frequency 5350 MHz**



iPA - Core 0 - Core 1 (MIMO)

Mode	Packet Type	TX Frequency (MHz)	Band Edge Frequency (MHz)	Peak Level (dBμV/m)	Average Level (dBμV/m)
Static	DH5	5162	5150	54.70	43.00
Static	HDR4	5162	5150	53.68	41.88
Static	HDR8	5162	5150	53.90	42.54
Static	DH5	5245	5350	55.32	43.58
Static	HDR4	5245	5350	54.73	42.67
Static	HDR8	5245	5350	55.29	42.71

Table 9 - MIMO Restricted Band Edge Results

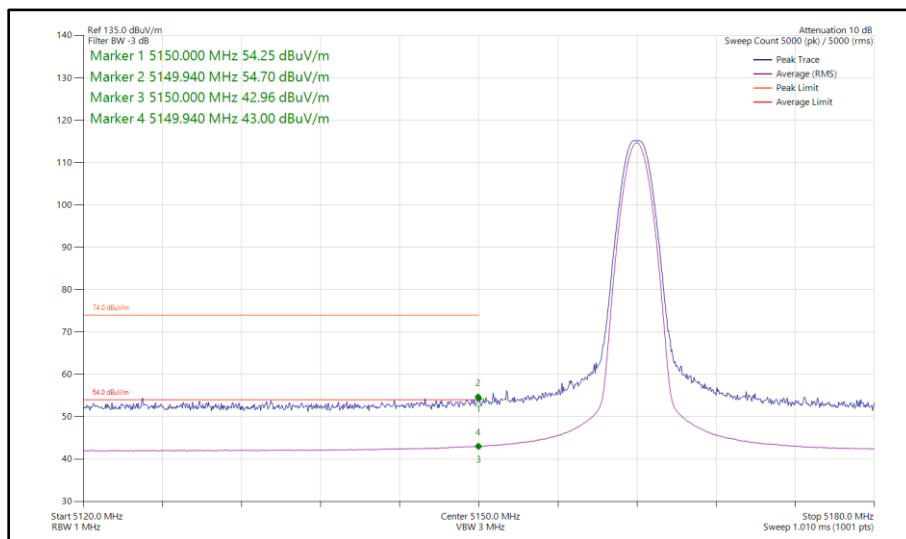


Figure 13 - Bluetooth DH5, MIMO, Core 0 - Core 1 - 5162 MHz
 Band Edge Frequency 5150 MHz

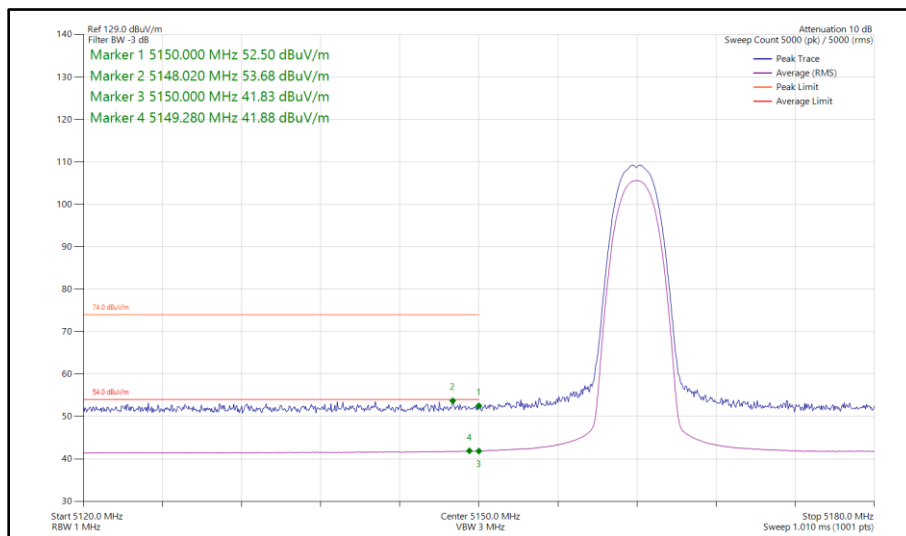
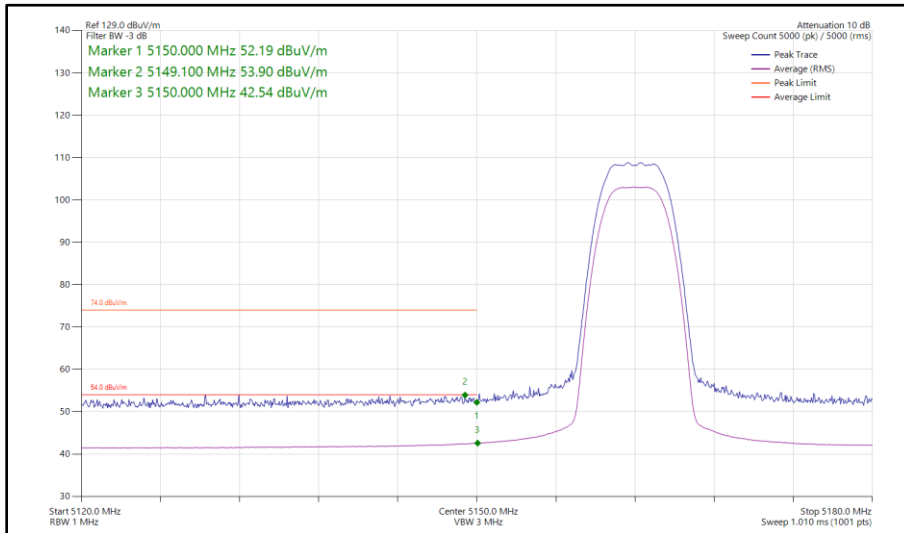
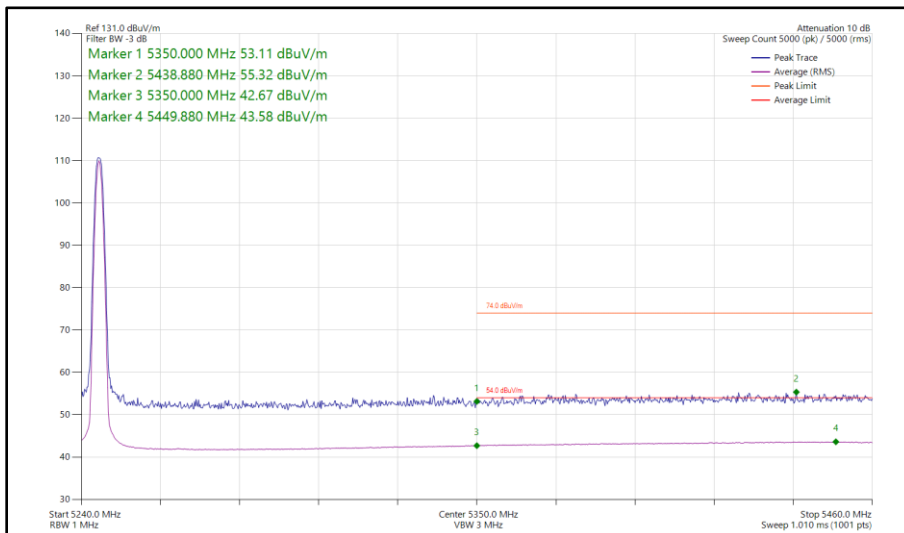


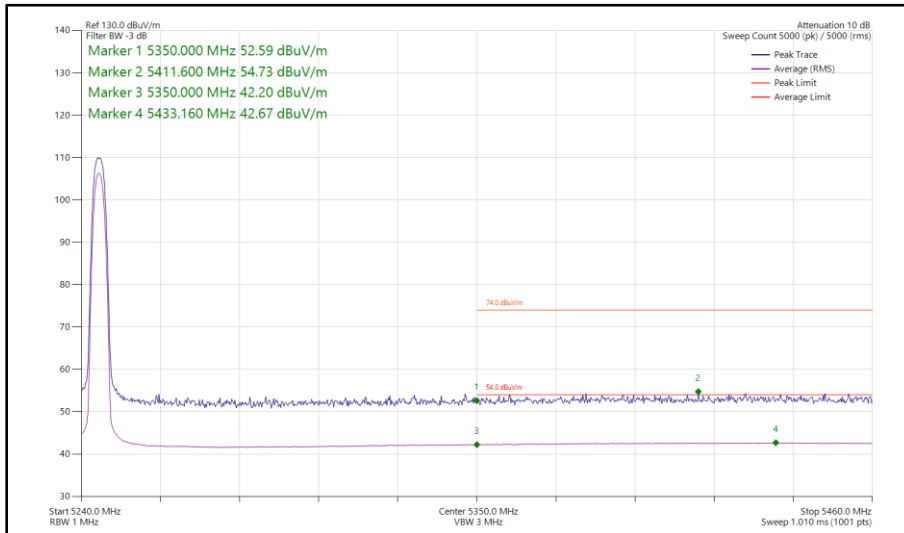
Figure 14 - Bluetooth HDR4, MIMO, Core 0 - Core 1 - 5162 MHz
 Band Edge Frequency 5150 MHz



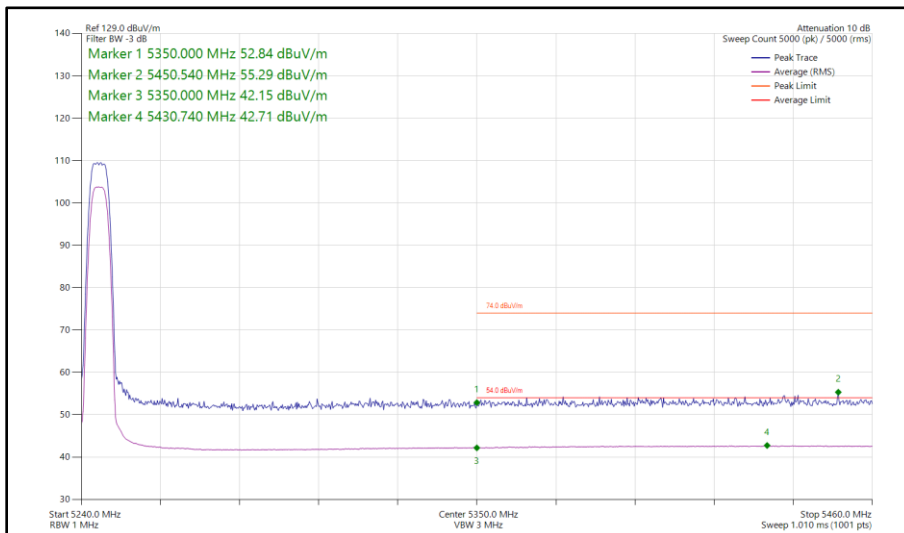
**Figure 15 - Bluetooth HDR8, MIMO, Core 0 - Core 1 - 5162 MHz
Band Edge Frequency 5150 MHz**



**Figure 16 - Bluetooth DH5, MIMO, Core 0 - Core 1 - 5245 MHz
Band Edge Frequency 5350 MHz**



**Figure 17 - Bluetooth HDR4, MIMO, Core 0 - Core 1 - 5245 MHz
Band Edge Frequency 5350 MHz**



**Figure 18 - Bluetooth HDR8, MIMO, Core 0 - Core 1 - 5245 MHz
Band Edge Frequency 5350 MHz**



ePA - Core 0 (SISO)

Mode	Packet Type	TX Frequency (MHz)	Band Edge Frequency (MHz)	Peak Level (dBµV/m)	Average Level (dBµV/m)
Static	HDR4	5162	5150	54.43	42.89
Static	HDR8	5162	5150	57.40	45.58
Static	HDR4	5245	5350	54.79	42.69
Static	HDR8	5245	5350	54.93	42.76

Table 10 - SISO Restricted Band Edge Results

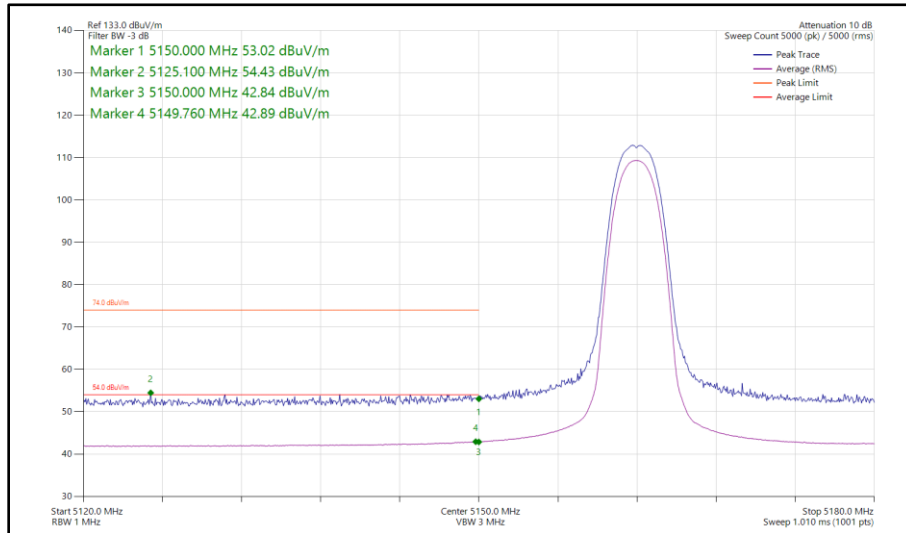


Figure 19 - Bluetooth HDR4, SISO, Core 0 - 5162 MHz
 Band Edge Frequency 5150 MHz

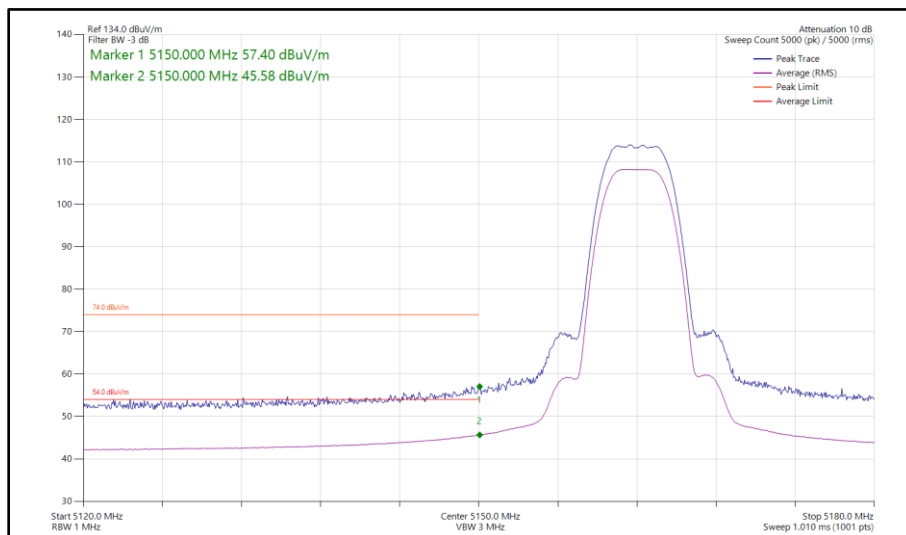
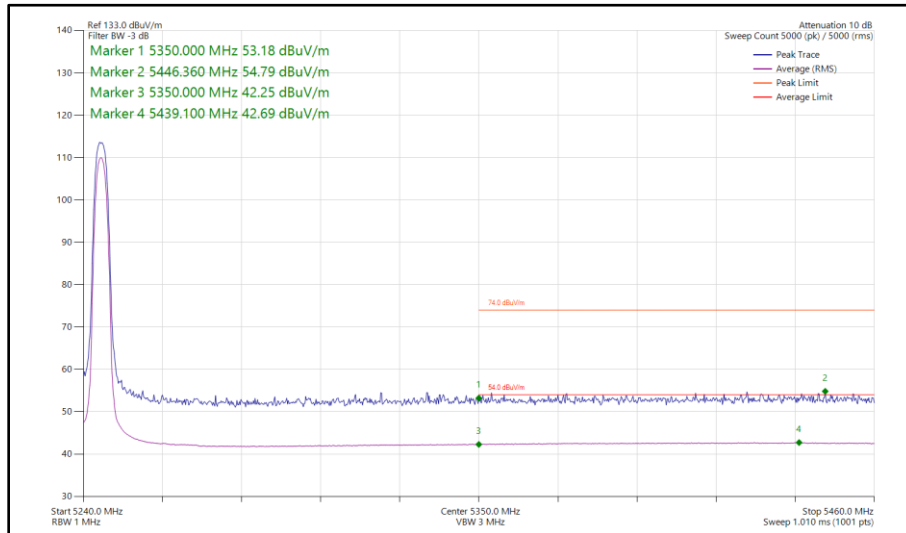
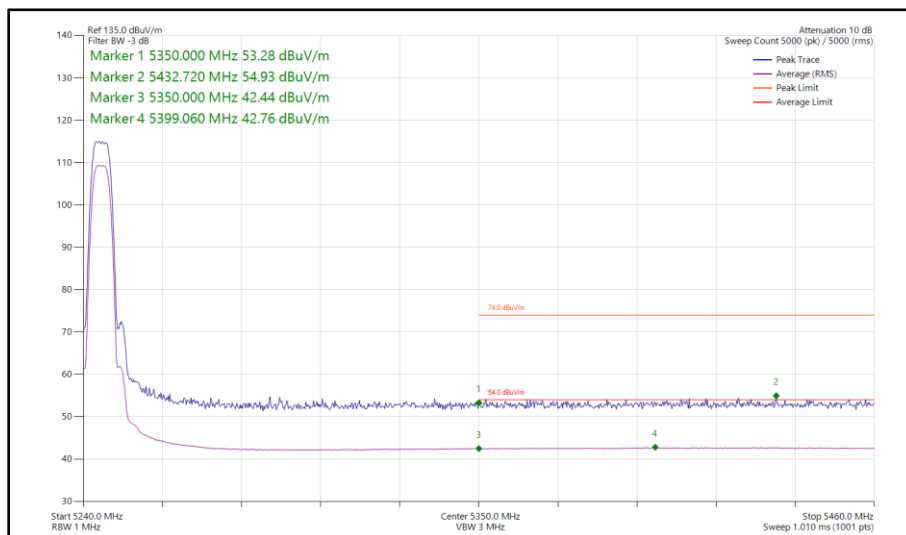


Figure 20 - Bluetooth HDR8, SISO, Core 0 - 5162 MHz
 Band Edge Frequency 5150 MHz



**Figure 21 - Bluetooth HDR4, SISO, Core 0 - 5245 MHz
Band Edge Frequency 5350 MHz**



**Figure 22 - Bluetooth HDR8, SISO, Core 0 - 5245 MHz
Band Edge Frequency 5350 MHz**



ePA - Core 1 (SISO)

Mode	Packet Type	TX Frequency (MHz)	Band Edge Frequency (MHz)	Peak Level (dBµV/m)	Average Level (dBµV/m)
Static	HDR4	5162	5150	54.50	42.32
Static	HDR8	5162	5150	55.37	43.86
Static	HDR4	5245	5350	55.01	42.66
Static	HDR8	5245	5350	54.88	42.76

Table 11 - SISO Restricted Band Edge Results

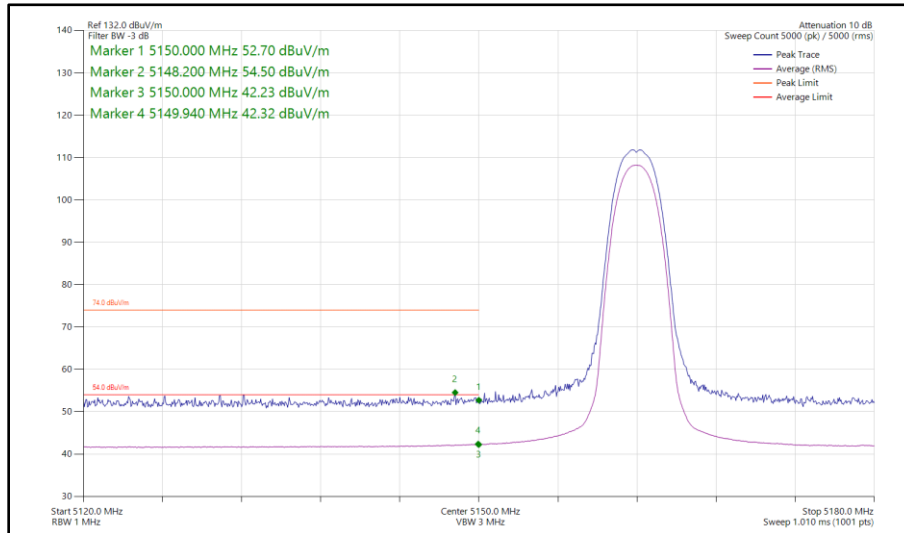


Figure 23 - Bluetooth HDR4, SISO, Core 1 - 5162 MHz
 Band Edge Frequency 5150 MHz

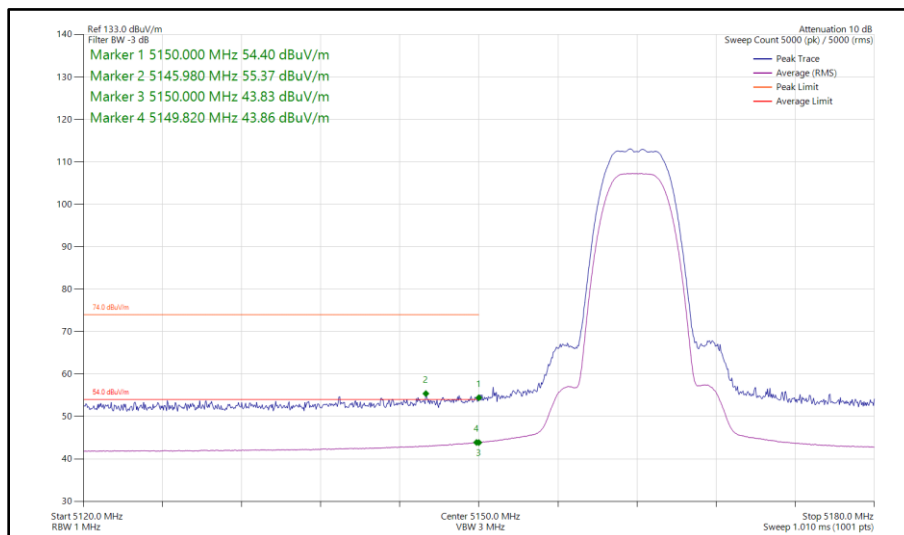
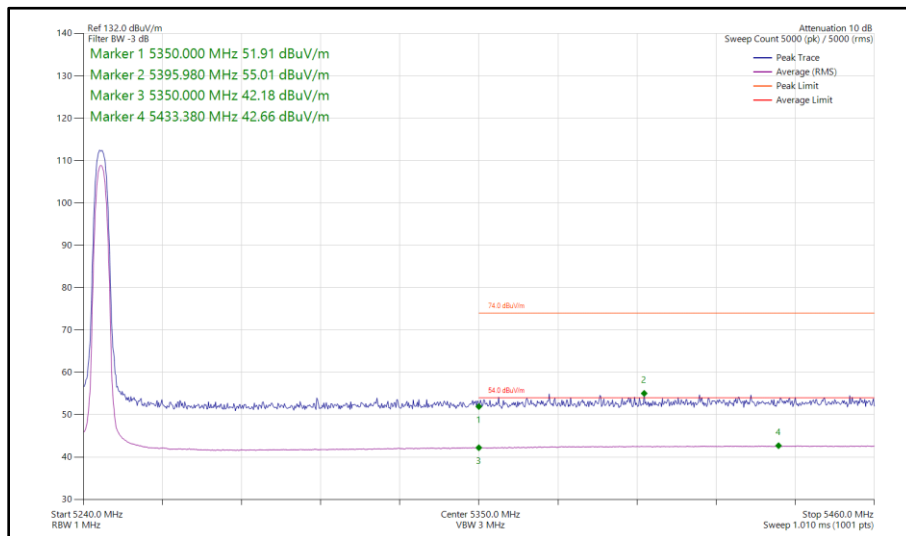
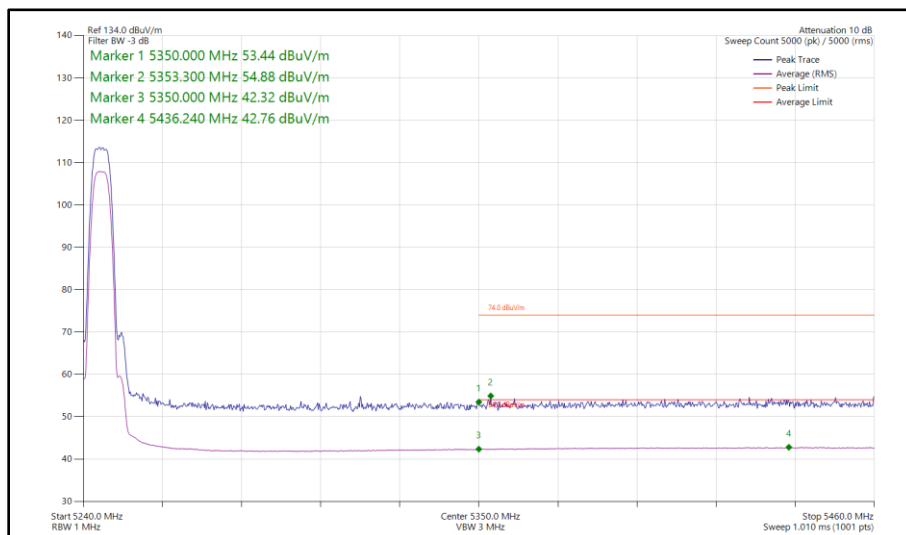


Figure 24 - Bluetooth HDR8, SISO, Core 1 - 5162 MHz
 Band Edge Frequency 5150 MHz



**Figure 25 - Bluetooth HDR4, SISO, Core 1 - 5245 MHz
Band Edge Frequency 5350 MHz**



**Figure 26 - Bluetooth HDR8, SISO, Core 1 - 5245 MHz
Band Edge Frequency 5350 MHz**



ePA - Core 0 - Core 1 (MIMO)

Mode	Packet Type	TX Frequency (MHz)	Band Edge Frequency (MHz)	Peak Level (dBµV/m)	Average Level (dBµV/m)
Static	HDR4	5162	5150	54.17	42.39
Static	HDR8	5162	5150	60.74	49.47
Static	HDR4	5245	5350	54.83	42.75
Static	HDR8	5245	5350	56.34	44.14

Table 12 - MIMO Restricted Band Edge Results

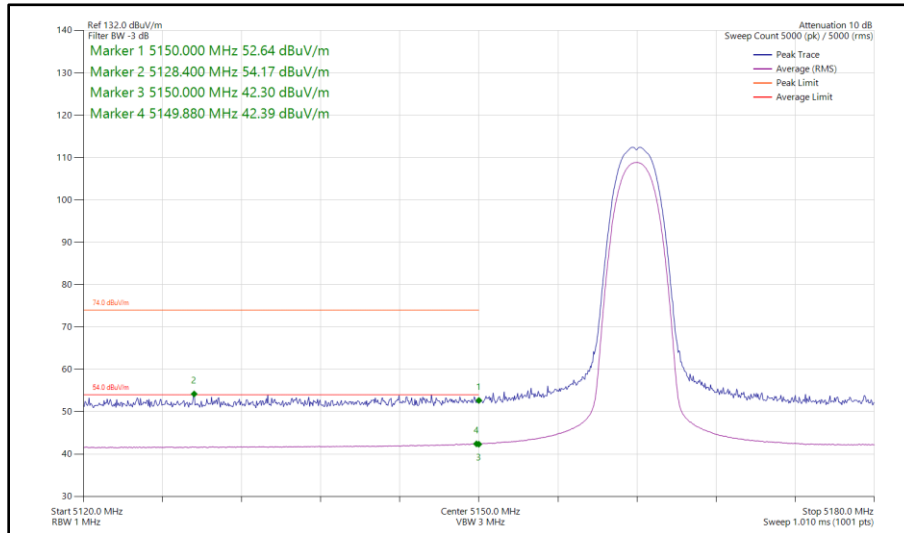


Figure 27 - Bluetooth HDR4, MIMO, Core 0 - Core 1 - 5162 MHz
 Band Edge Frequency 5150 MHz

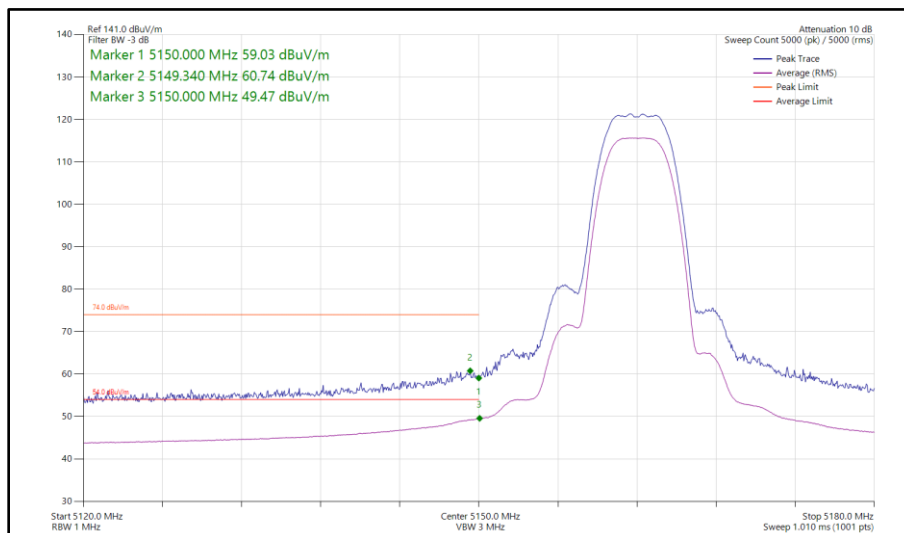
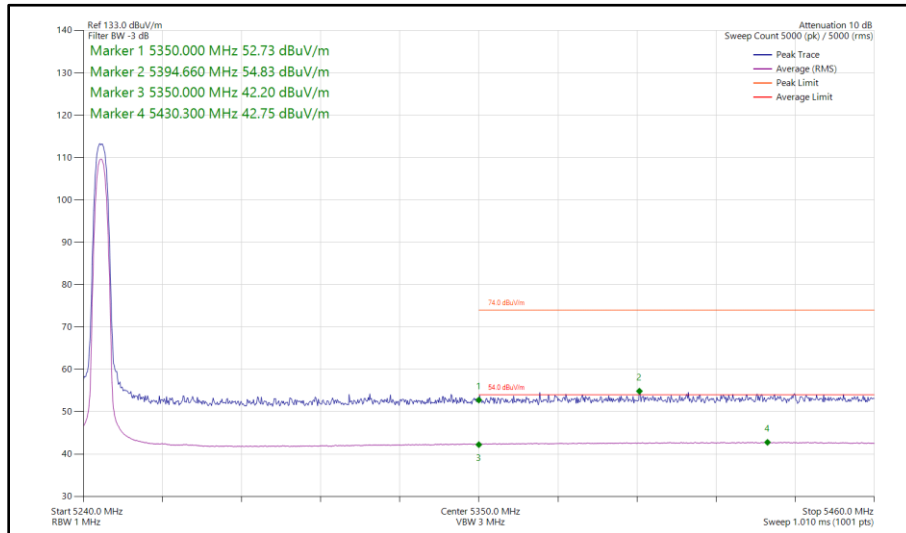
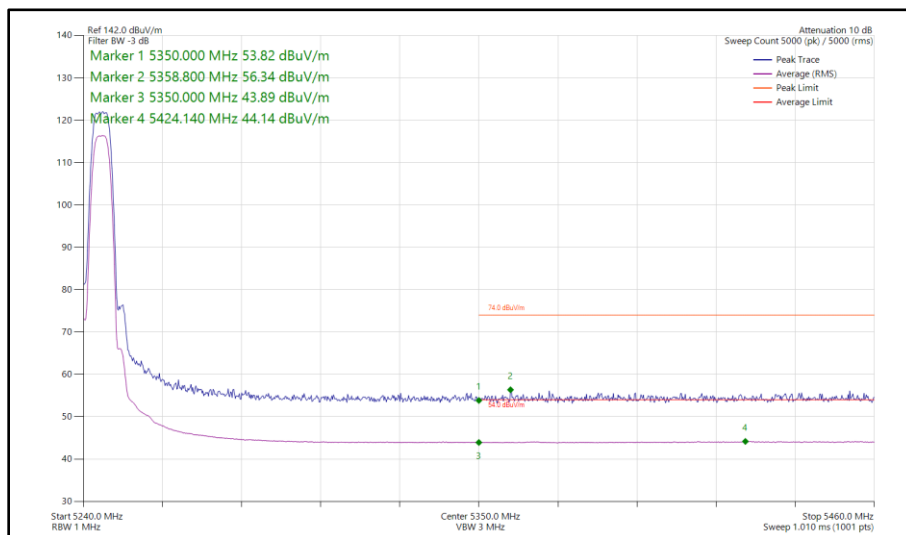


Figure 28 - Bluetooth HDR8, MIMO, Core 0 - Core 1 - 5162 MHz
 Band Edge Frequency 5150 MHz



**Figure 29 - Bluetooth HDR4, MIMO, Core 0 - Core 1 - 5245 MHz
 Band Edge Frequency 5350 MHz**



**Figure 30 - Bluetooth HDR8, MIMO, Core 0 - Core 1 - 5245 MHz
 Band Edge Frequency 5350 MHz**

FCC 47 CFR Part 15, Limit Clause 15.205

	Peak (dB μ V/m)	Average (dB μ V/m)
Restricted Bands of Operation	74	54

Table 13 - Restricted Band Edge Limit Table



2.1.7 Test Location and Test Equipment Used

This test was carried out in RF Chamber 14, RF Chamber 16 and RF Chamber 17.

Instrument	Manufacturer	Type No.	TE No.	Calibration Period (months)	Calibration Expiry Date
Power Supply Unit	Hewlett Packard	6253A	441	-	O/P Mon
Cable (18 GHz)	Rosenberger	LU7-071-1000	5102	12	21-Nov-2024
Emissions Software	TUV SUD	EmX V3.4.2	5125	-	Software
Test Receiver	Rohde & Schwarz	ESW44	5379	12	12-Dec-2024
Cable 2.92m	Junkosha	MWX241-01000KMS	5413	12	23-May-2025
EMI Test Receiver	Rohde & Schwarz	ESW44	5912	12	07-Aug-2025
Test Receiver	Rohde & Schwarz	ESW44	5914	12	24-May-2025
1500W (300V 12A) AC Power Supply	iTech	IT7324	5956	-	O/P Mon
5m Semi-Anechoic Chamber (Dual-Axis)	Albatross Projects	RF Chamber 14	5958	36	26-Apr-2025
Compact Antenna Mast	Maturo Gmbh	CAM4.0-P	5959	-	TU
Mast & Turntable Controller	Maturo Gmbh	FCU3.0	5960	-	TU
Tilt Antenna Mast	Maturo Gmbh	BAM4.5-P	5961	-	TU
Turntable	Maturo Gmbh	TT1.5SI	5962	-	TU
3m Semi-Anechoic Chamber, Chamber16	Albatross Projects	RF Chamber 16	5972	36	24-May-2025
Mast & Turntable Controller	Maturo Gmbh	FCU3.0	5973	-	TU
Tilt Antenna Mast	Maturo Gmbh	BAM4.5-P	5974	-	TU
Turntable	Maturo Gmbh	TT1.5SI	5975	-	TU
Cable (SMA to SMA 1m)	Junkosha	MWX221-01000AMSAMS/A	6007	12	20-May-2025
Horn Antenna (1-10 GHz)	Schwarzbeck	BBHA9120B	6140	12	05-May-2025
Horn Antenna (1-10 GHz)	Schwarzbeck	BBHA9120B	6141	12	05-May-2025
Horn Antenna (1-10 GHz)	Schwarzbeck	BBHA9120B	6142	12	05-May-2025
Digital Multimeter	Fluke	115	6145	12	06-Jun-2025
Digital Multimeter	Fluke	115	6146	12	06-Jun-2025
Humidity & Temperature meter	R.S Components	1364	6148	12	29-Jul-2025
Humidity & Temperature meter	R.S Components	1364	6149	12	12-Aug-2025
SAC Switch Unit	TUV SUD	TUV_SSU_001	6190	12	22-Dec-2024
EMI Test Receiver	Rohde & Schwarz	ESW44	6294	12	06-Jan-2025
SAC Switch Unit	TUV SUD	TUV_SSU_004 PLC	6349	12	07-May-2025
Horn Antenna (1-8 GHz)	Schwarzbeck	BBHA 9120 B	6457	12	05-May-2025
AC Power Supply	iTech	IT7324	6657	-	O/P Mon
3m Semi-Anechoic Chamber	Albatross Projects	RF Chamber 17	6658	36	28-Jan-2026



Instrument	Manufacturer	Type No.	TE No.	Calibration Period (months)	Calibration Expiry Date
Mast and Turntable Controller	Maturo Gmbh	FCU3.0	6659	-	TU
Tilt Antenna Mast	Maturo Gmbh	BAM4.5-P	6660	-	TU
Turntable	Maturo Gmbh	TT1.5SI	6661	-	TU
1m Cable	Junkosha	MWX241-01000AMSAMS/B	6740	12	01-Feb-2025
1m Cable	Junkosha	MWX241-01000AMSAMS/B	6741	12	01-Feb-2025
6.5m Cable	Junkosha	MWX221-06500AMSAMS/B	6744	12	01-Feb-2025
8m Cable	Junkosha	MWX221-08000AMSAMS/B	6748	12	01-Feb-2025
8M SMA Cable	Junkosha	MWX221-08000AMSAMS/B	6833	12	14-Aug-2025
8M SMA Cable	Junkosha	MWX221-08000AMSAMS/B	6834	12	14-Aug-2025

Table 14

TU - Traceability Unscheduled
 O/P Mon - Output Monitored using calibrated equipment



2.2 Emission Bandwidth

2.2.1 Specification Reference

FCC 47 CFR Part 15E, Clause 15.407 (a)

2.2.2 Equipment Under Test and Modification State

A3401, S/N: HHJTCJ96L9 - Modification State 0

2.2.3 Date of Test

27-September-2024 to 02-October-2024

2.2.4 Test Method

The test was performed in accordance with KDB 789033, clause C.1 for 26 dB bandwidth and clause D for 99% occupied bandwidth.

For modes of operation using multiple cores, measurements were made on each core but only the worst-case results are reported. Worst case was considered as the narrowest results for 6 dB bandwidth and the widest result for 26 dB bandwidth and 99% occupied bandwidth.

2.2.5 Environmental Conditions

Ambient Temperature	21.5 - 21.6 °C
Relative Humidity	49.5 - 56.8 %



2.2.6 Test Results

Narrowband

Test Configuration			
Frequency Range:	5.150-5.250 GHz	Band:	U-NII-1
Limit Clause(s):	-	Test Method(s):	C63.10 6.9.3 C63.10 12.5.2
Additional Reference(s):	-		

DUT Configuration			
Mode:	iPA GFSK (DH5)	Duty Cycle (%):	-
Antenna Configuration:	SISO	DCCF (dB):	-
Active Port(s):	A (Core 0)	Peak Antenna Gain (dBi):	-

Test Frequency (MHz)	26 dB Bandwidth (MHz)				Limit (kHz)
	A	B	C	D	
5162	1.248	-	-	-	≥500.0
5204	1.248	-	-	-	≥500.0
5245	1.248	-	-	-	≥500.0

Table 15 - 26 dB Bandwidth Results

Test Frequency (MHz)	99% Bandwidth (MHz)				Limit (kHz)
	A	B	C	D	
5162	0.988	-	-	-	-
5204	0.988	-	-	-	-
5245	0.988	-	-	-	-

Table 16 - 99% Bandwidth Results

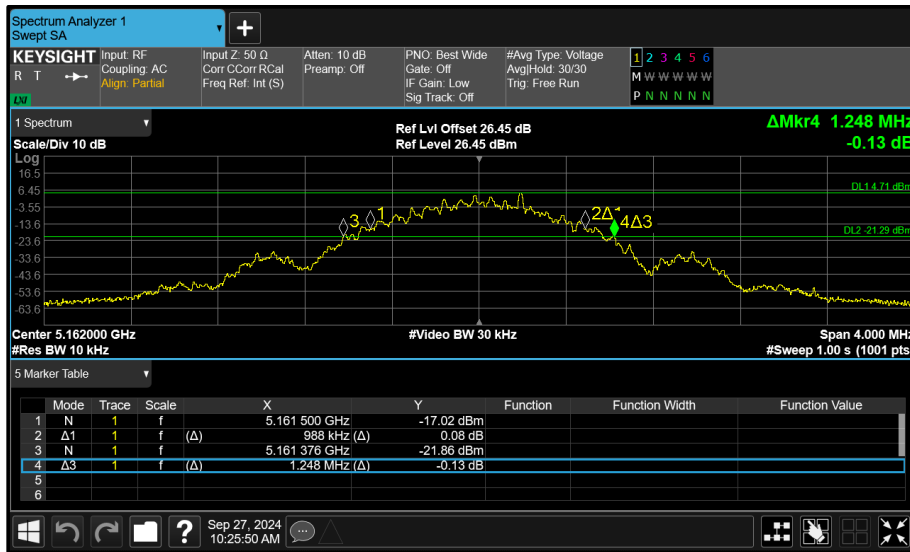


Figure 31 - Core 0 (A) 5162 MHz (CH12) 26 dB and 99% Bandwidth

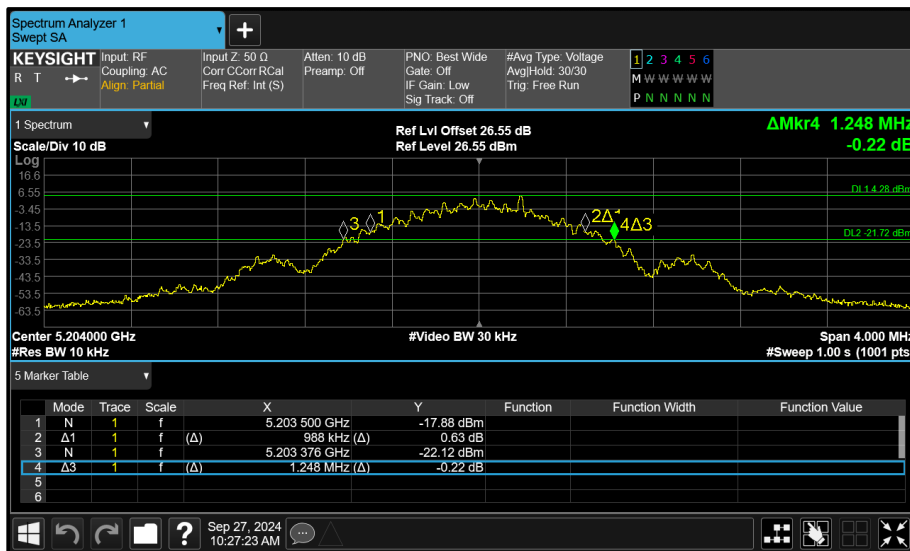


Figure 32 - Core 0 (A) 5204 MHz (CH54) 26 dB and 99% Bandwidth

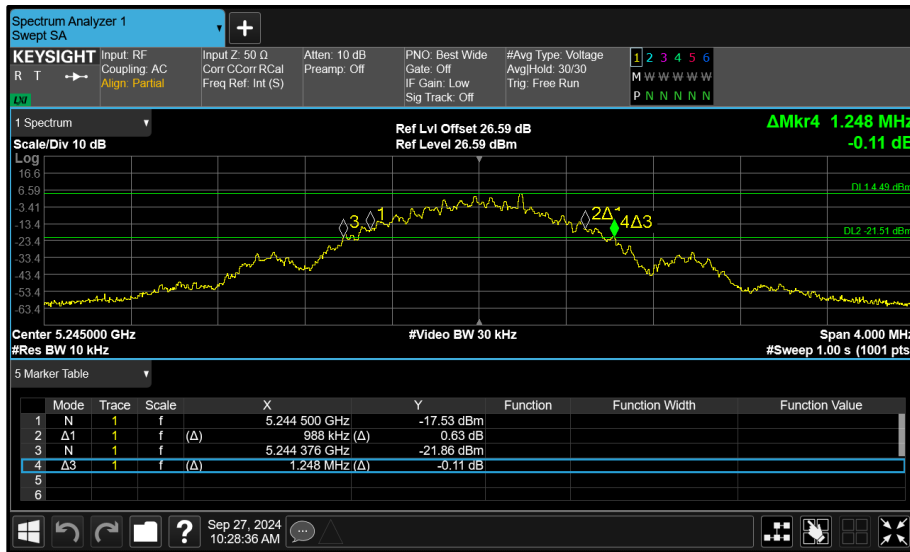


Figure 33 - Core 0 (A) 5245 MHz (CH95) 26 dB and 99% Bandwidth



Test Configuration			
Frequency Range:	5.150-5.250 GHz	Band:	U-NII-1
Limit Clause(s):	-	Test Method(s):	C63.10 6.9.3 C63.10 12.5.2
Additional Reference(s):	-		

DUT Configuration			
Mode:	iPA $\pi/4$ DQPSK (4-DH5)	Duty Cycle (%):	-
Antenna Configuration:	SISO	DCCF (dB):	-
Active Port(s):	A (Core 0)	Peak Antenna Gain (dBi):	-

Test Frequency (MHz)	26 dB Bandwidth (MHz)				Limit (kHz)
	A	B	C	D	
5162	2.808	-	-	-	≥ 500.0
5204	2.784	-	-	-	≥ 500.0
5245	2.792	-	-	-	≥ 500.0

Table 17 - 26 dB Bandwidth Results

Test Frequency (MHz)	99% Bandwidth (MHz)				Limit (kHz)
	A	B	C	D	
5162	2.368	-	-	-	-
5204	2.368	-	-	-	-
5245	2.360	-	-	-	-

Table 18 - 99% Bandwidth Results

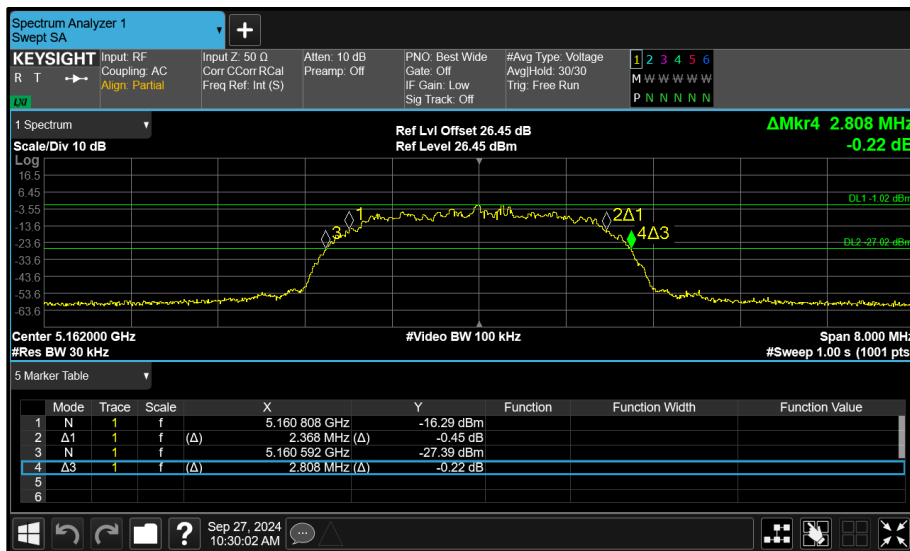


Figure 34 - Core 0 (A) 5162 MHz (CH12) 26 dB and 99% Bandwidth

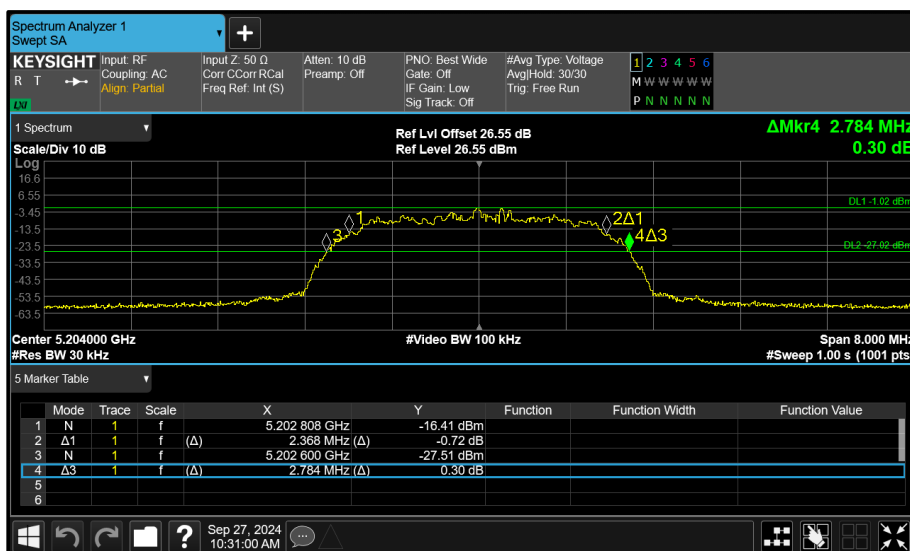


Figure 35 - Core 0 (A) 5204 MHz (CH54) 26 dB and 99% Bandwidth

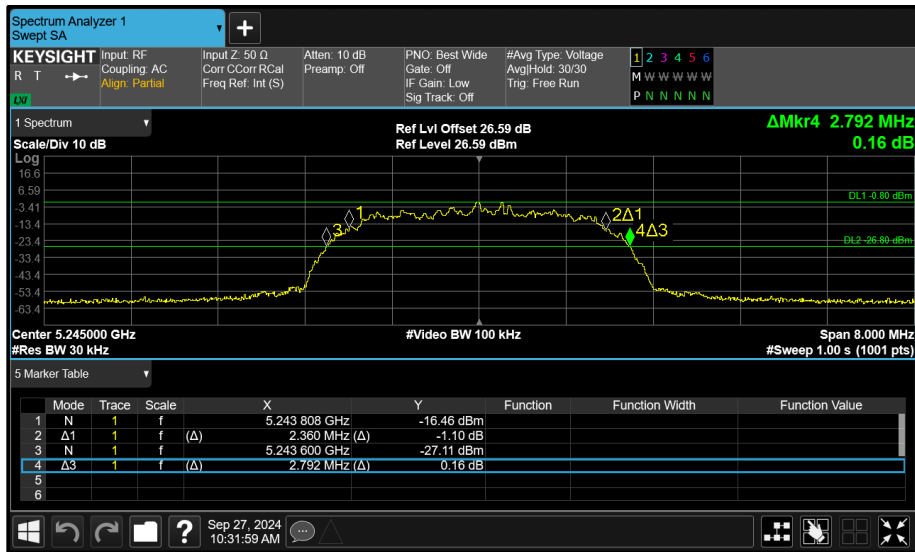


Figure 36 - Core 0 (A) 5245 MHz (CH95) 26 dB and 99% Bandwidth



Test Configuration			
Frequency Range:	5.150-5.250 GHz	Band:	U-NII-1
Limit Clause(s):	-	Test Method(s):	C63.10 6.9.3 C63.10 12.5.2
Additional Reference(s):	-		

DUT Configuration			
Mode:	iPA $\pi/4$ DQPSK (8-DH5)	Duty Cycle (%):	-
Antenna Configuration:	SISO	DCCF (dB):	-
Active Port(s):	A (Core 0)	Peak Antenna Gain (dBi):	-

Test Frequency (MHz)	26 dB Bandwidth (MHz)				Limit (kHz)
	A	B	C	D	
5162	5.415	-	-	-	≥ 500.0
5204	5.415	-	-	-	≥ 500.0
5245	5.415	-	-	-	≥ 500.0

Table 19 - 26 dB Bandwidth Results

Test Frequency (MHz)	99% Bandwidth (MHz)				Limit (kHz)
	A	B	C	D	
5162	4.710	-	-	-	-
5204	4.710	-	-	-	-
5245	4.695	-	-	-	-

Table 20 - 99% Bandwidth Results

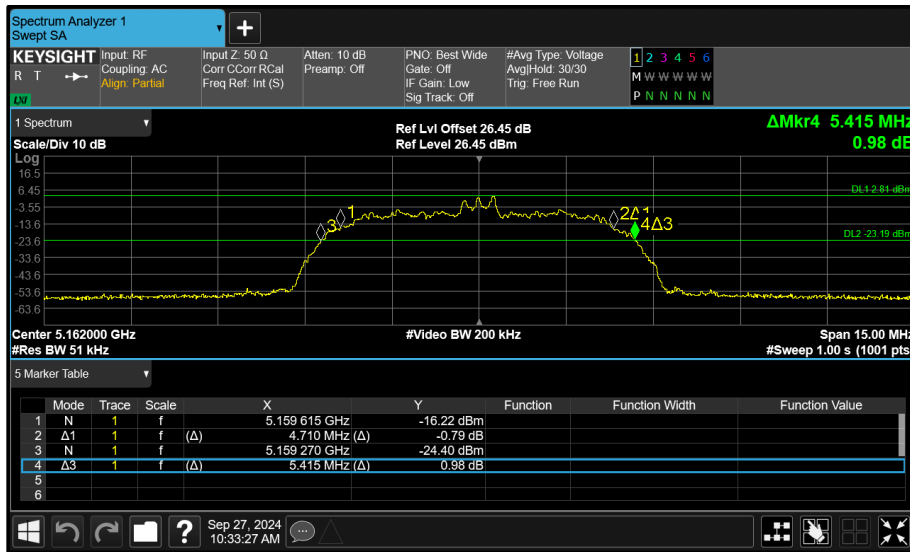


Figure 37 - Core 0 (A) 5162 MHz (CH12) 26 dB and 99% Bandwidth

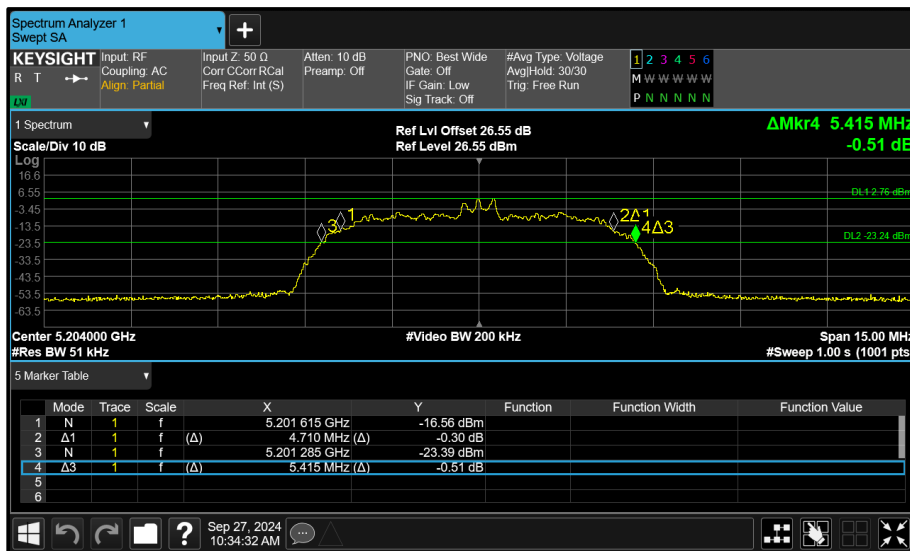


Figure 38 - Core 0 (A) 5204 MHz (CH54) 26 dB and 99% Bandwidth

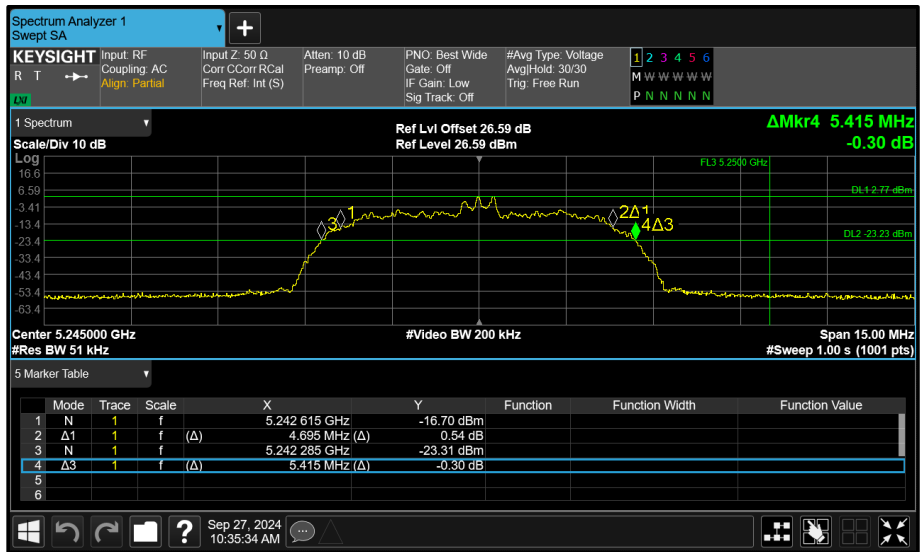


Figure 39 - Core 0 (A) 5245 MHz (CH95) 26 dB and 99% Bandwidth



Test Configuration			
Frequency Range:	5.725-5.850 GHz	Band:	U-NII-3
Limit Clause(s):	15.407(e) RSS-247 6.2.4.1	Test Method(s):	C63.10 6.9.3 789033 D02 v02r01 II.C.2.
Additional Reference(s):	-		

DUT Configuration			
Mode:	iPA GFSK (DH5)	Duty Cycle (%):	-
Antenna Configuration:	SISO	DCCF (dB):	-
Active Port(s):	B (Core 1)	Peak Antenna Gain (dBi):	-

Test Frequency (MHz)	6 dB Bandwidth (MHz)				Limit (kHz)
	A	B	C	D	
5733	-	0.572	-	-	≥500.0
5789	-	0.572	-	-	≥500.0
5844	-	0.572	-	-	≥500.0

Table 21 - 6 dB Bandwidth Results

Test Frequency (MHz)	99% Bandwidth (MHz)				Limit (kHz)
	A	B	C	D	
5733	-	0.988	-	-	-
5789	-	0.988	-	-	-
5844	-	0.988	-	-	-

Table 22 - 99% Bandwidth Results

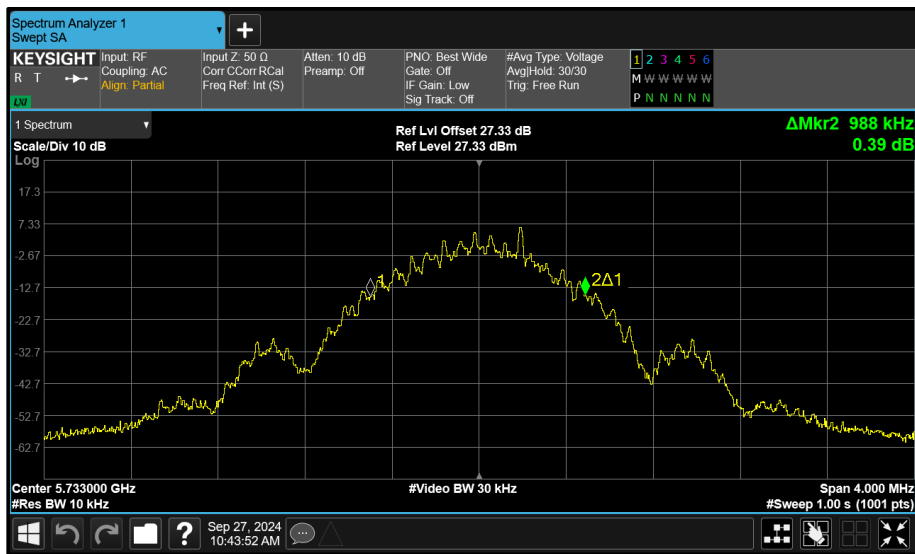


Figure 40 - Core 1 (B) 5733 MHz (CH8) 99% Bandwidth

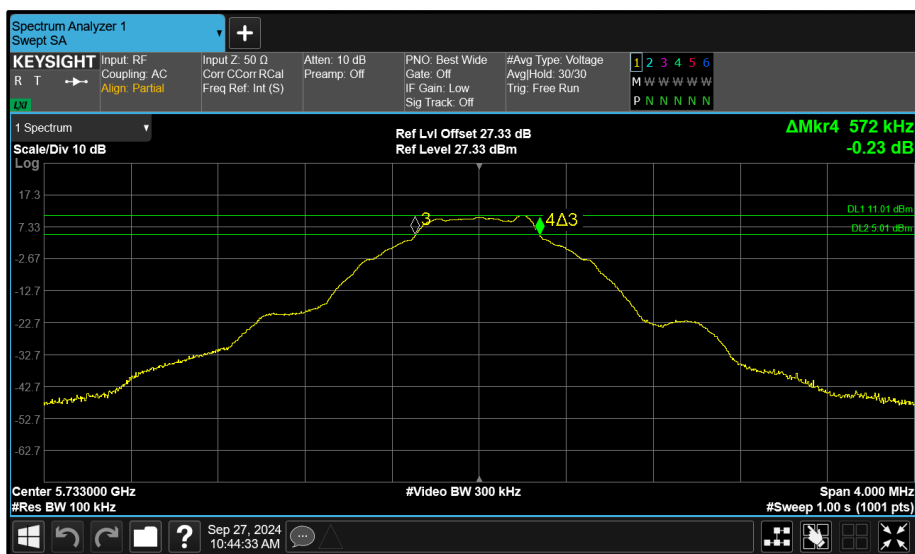


Figure 41 - Core 1 (B) 5733 MHz (CH8) 6 dB Bandwidth

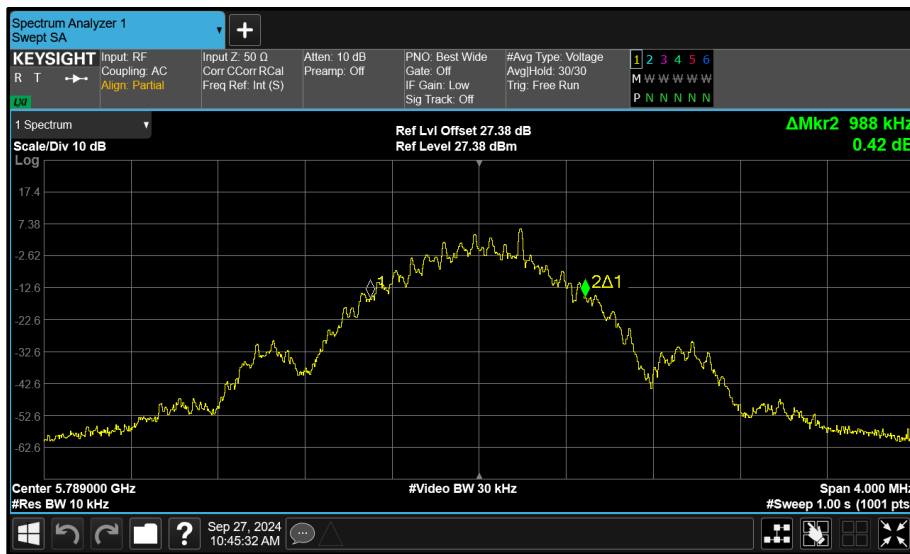


Figure 42 - Core 1 (B) 5789 MHz (CH64) 99% Bandwidth

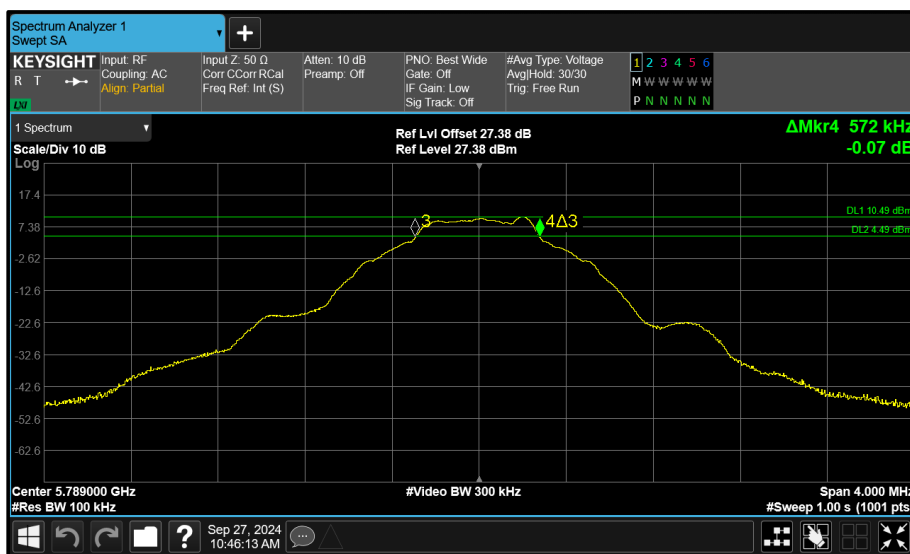


Figure 43 - Core 1 (B) 5789 MHz (CH64) 6 dB Bandwidth

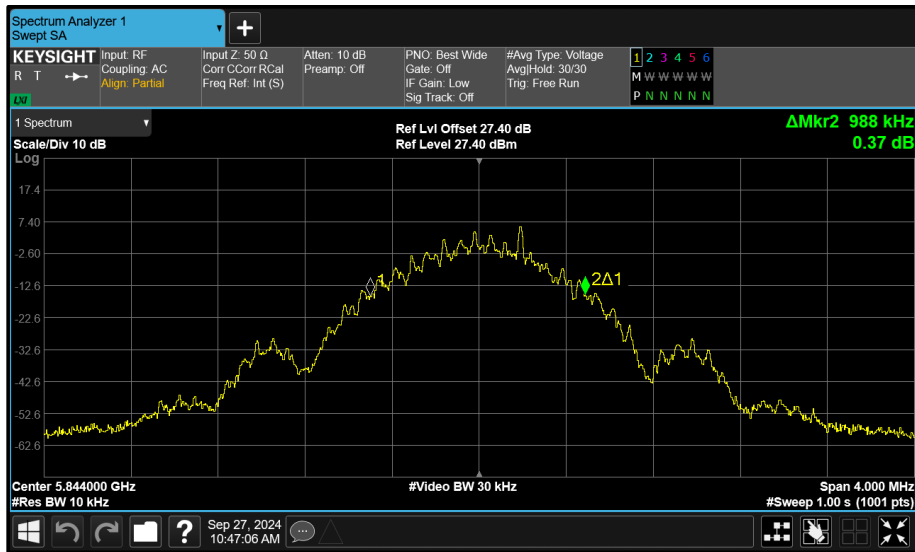


Figure 44 - Core 1 (B) 5844 MHz (CH119) 99% Bandwidth

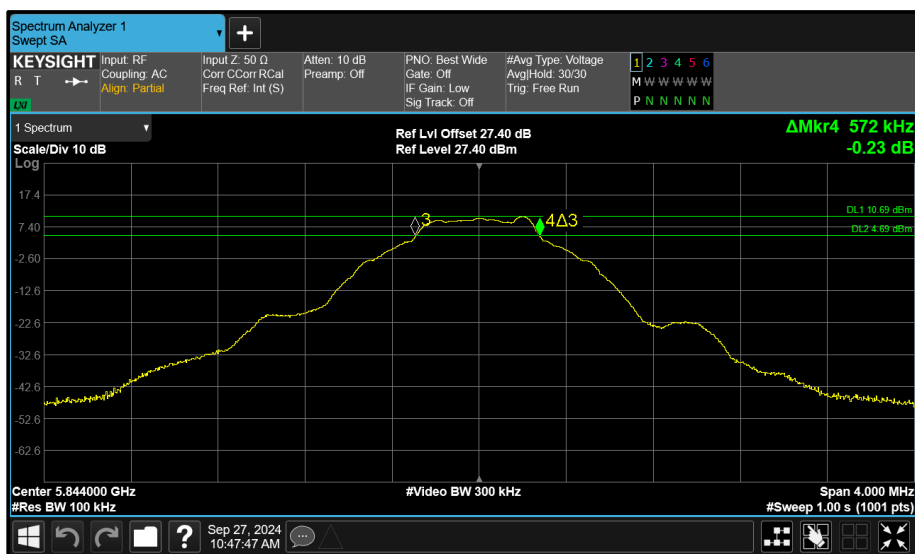


Figure 45 - Core 1 (B) 5844 MHz (CH119) 6 dB Bandwidth



Test Configuration			
Frequency Range:	5.725-5.850 GHz	Band:	U-NII-3
Limit Clause(s):	15.407(e) RSS-247 6.2.4.1	Test Method(s):	C63.10 6.9.3 789033 D02 v02r01 II.C.2.
Additional Reference(s):	-		

DUT Configuration			
Mode:	iPA $\pi/4$ DQPSK (4-DH5)	Duty Cycle (%):	-
Antenna Configuration:	SISO	DCCF (dB):	-
Active Port(s):	B (Core 1)	Peak Antenna Gain (dBi):	-

Test Frequency (MHz)	6 dB Bandwidth (MHz)				Limit (kHz)
	A	B	C	D	
5733	-	1.904	-	-	≥ 500.0
5789	-	1.896	-	-	≥ 500.0
5844	-	1.896	-	-	≥ 500.0

Table 23 - 6 dB Bandwidth Results

Test Frequency (MHz)	99% Bandwidth (MHz)				Limit (kHz)
	A	B	C	D	
5733	-	2.344	-	-	-
5789	-	2.344	-	-	-
5844	-	2.344	-	-	-

Table 24 - 99% Bandwidth Results

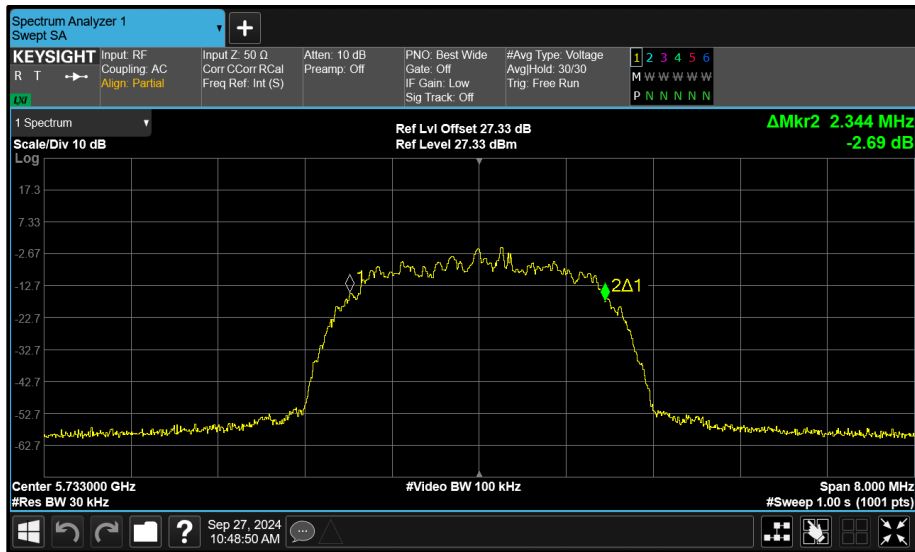


Figure 46 - Core 1 (B) 5733 MHz (CH8) 99% Bandwidth

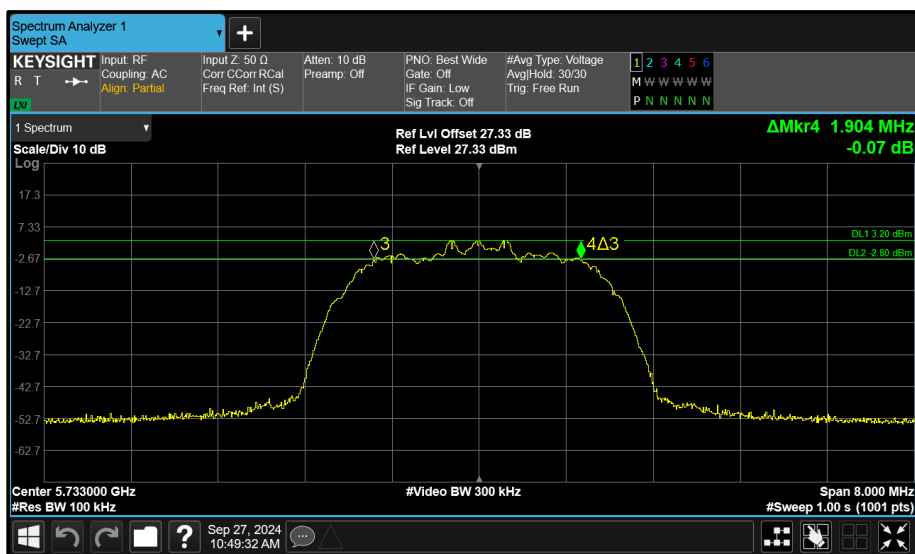


Figure 47 - Core 1 (B) 5733 MHz (CH8) 6 dB Bandwidth

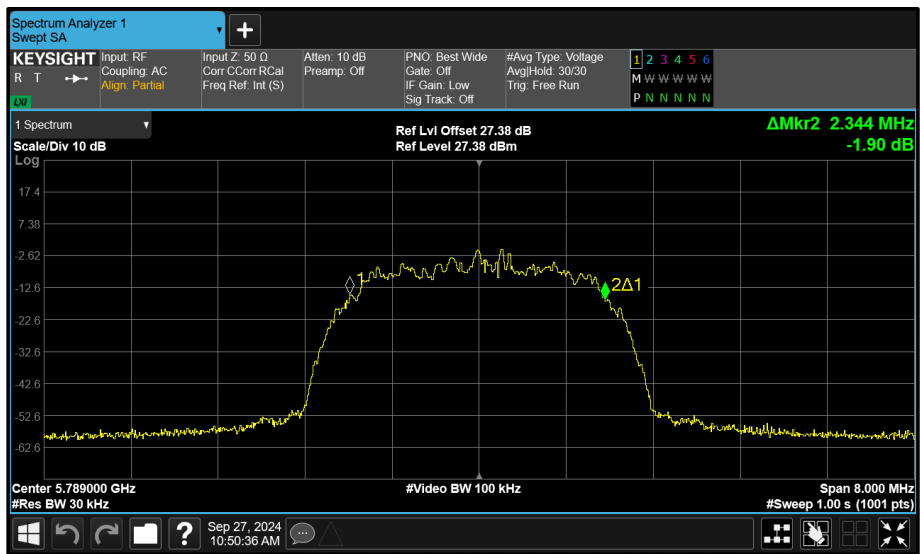


Figure 48 - Core 1 (B) 5789 MHz (CH64) 99% Bandwidth

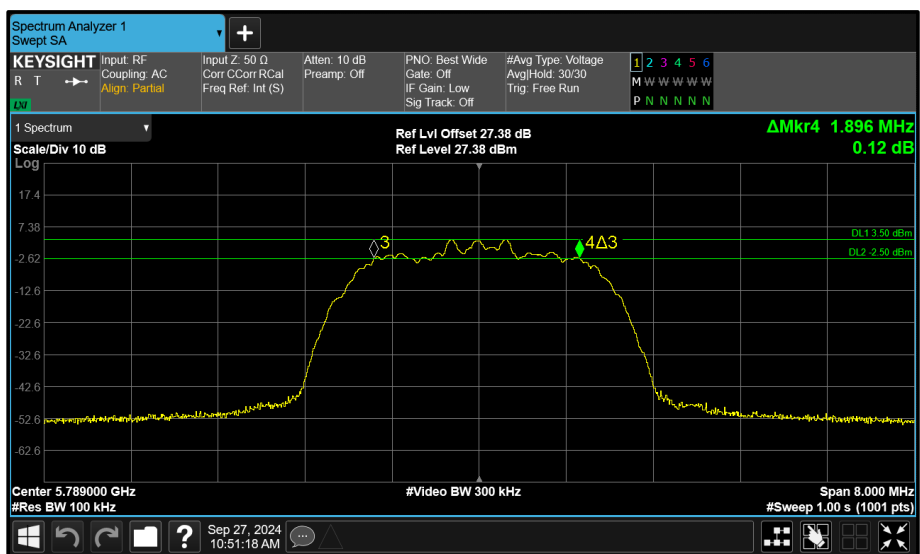


Figure 49 - Core 1 (B) 5789 MHz (CH64) 6 dB Bandwidth

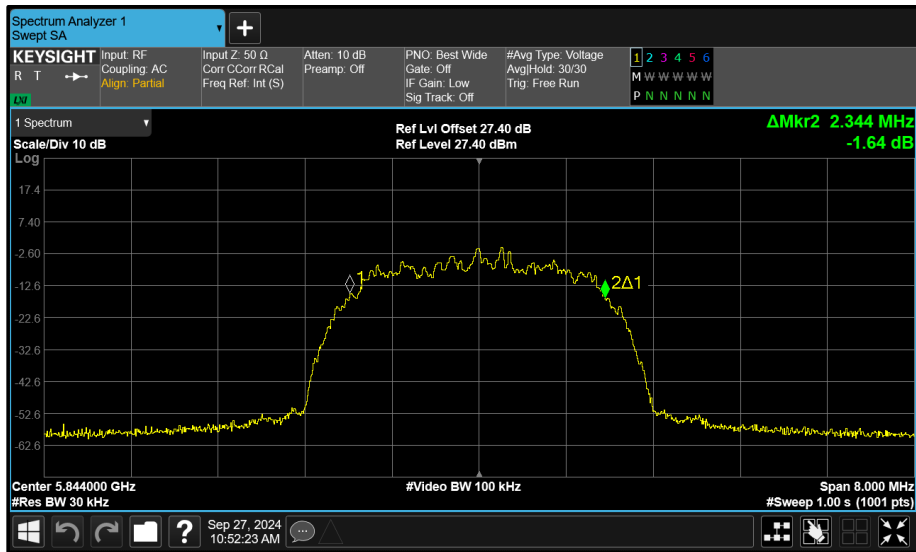


Figure 50 - Core 1 (B) 5844 MHz (CH119) 99% Bandwidth

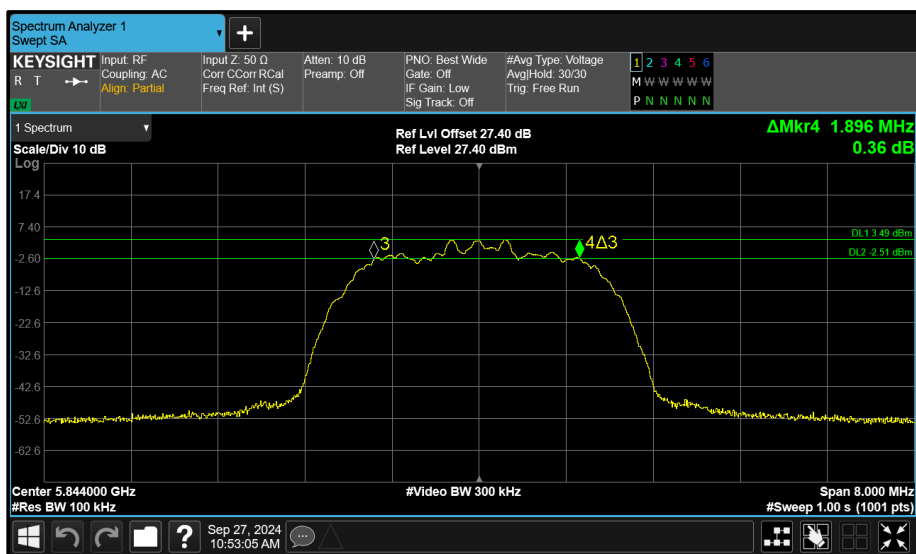


Figure 51 - Core 1 (B) 5844 MHz (CH119) 6 dB Bandwidth



Test Configuration			
Frequency Range:	5.725-5.850 GHz	Band:	U-NII-3
Limit Clause(s):	15.407(e) RSS-247 6.2.4.1	Test Method(s):	C63.10 6.9.3 789033 D02 v02r01 II.C.2.
Additional Reference(s):	-		

DUT Configuration			
Mode:	iPA $\pi/4$ DQPSK (8-DH5)	Duty Cycle (%):	-
Antenna Configuration:	SISO	DCCF (dB):	-
Active Port(s):	B (Core 1)	Peak Antenna Gain (dBi):	-

Test Frequency (MHz)	6 dB Bandwidth (MHz)				Limit (kHz)
	A	B	C	D	
5733	-	1.005	-	-	≥ 500.0
5789	-	1.005	-	-	≥ 500.0
5844	-	1.020	-	-	≥ 500.0

Table 25 - 6 dB Bandwidth Results

Test Frequency (MHz)	99% Bandwidth (MHz)				Limit (kHz)
	A	B	C	D	
5733	-	4.695	-	-	-
5789	-	4.650	-	-	-
5844	-	4.680	-	-	-

Table 26 - 99% Bandwidth Results

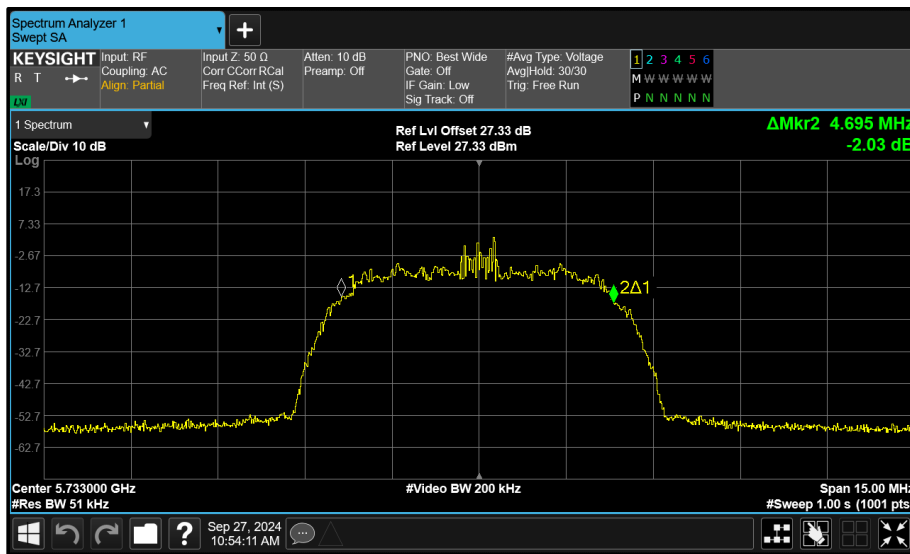


Figure 52 - Core 1 (B) 5733 MHz (CH8) 99% Bandwidth

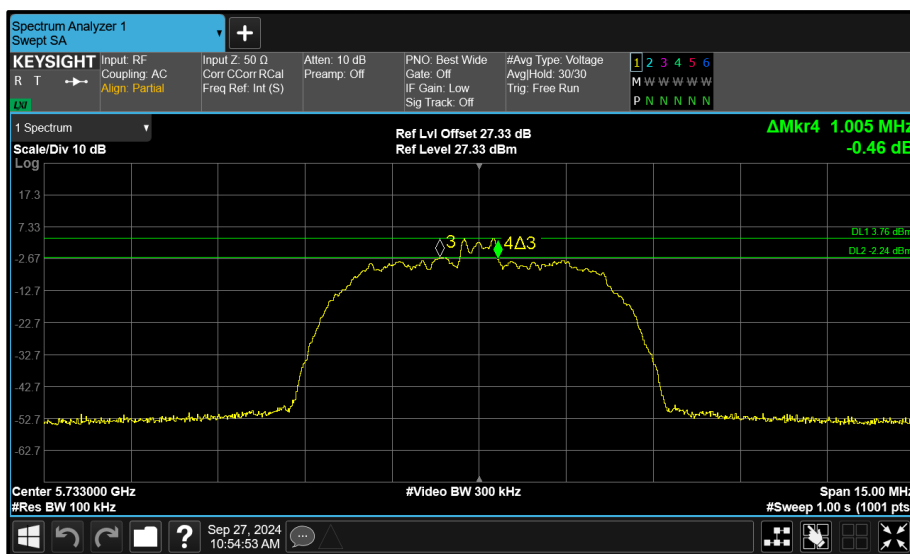


Figure 53 - Core 1 (B) 5733 MHz (CH8) 6 dB Bandwidth

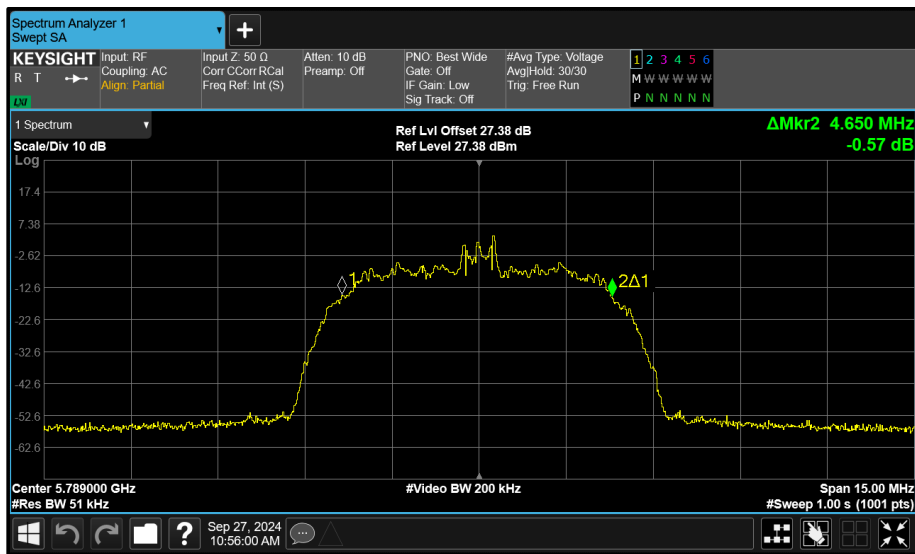


Figure 54 - Core 1 (B) 5789 MHz (CH64) 99% Bandwidth

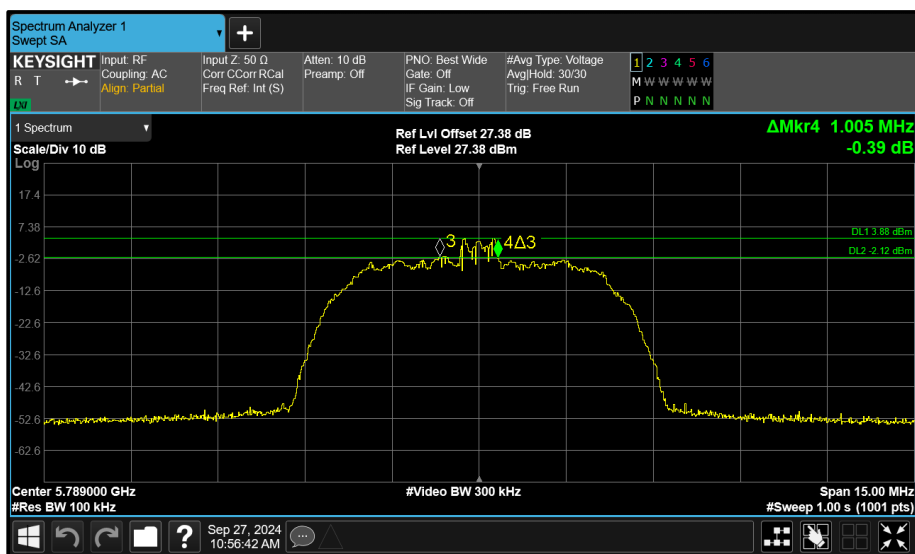


Figure 55 - Core 1 (B) 5789 MHz (CH64) 6 dB Bandwidth

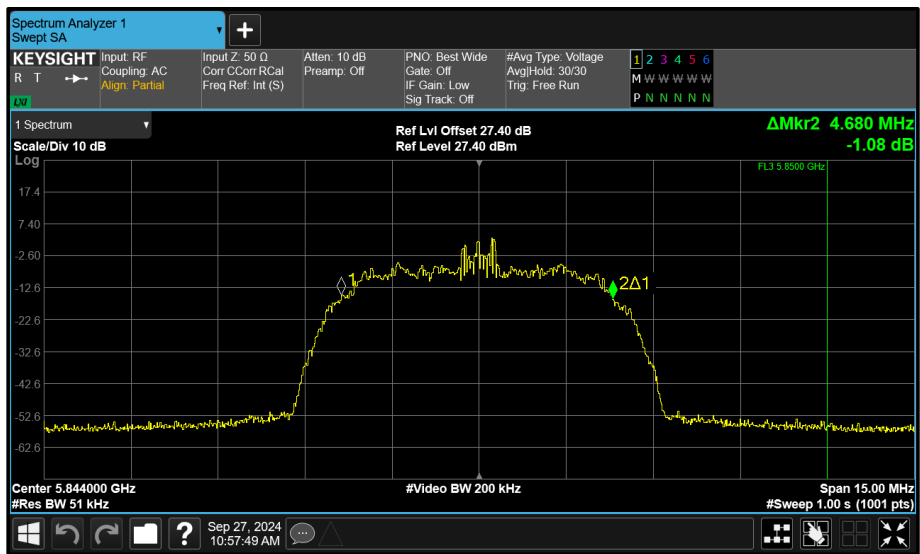


Figure 56 - Core 1 (B) 5844 MHz (CH119) 99% Bandwidth

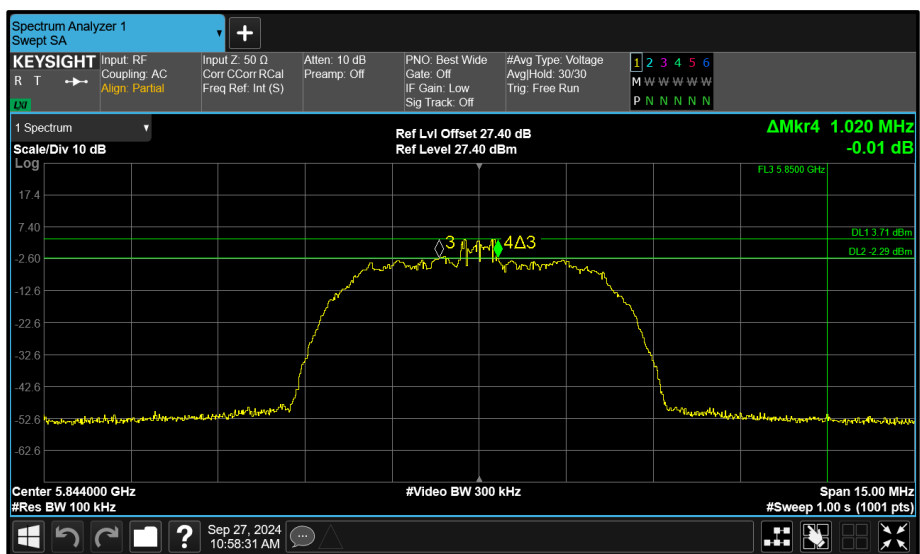


Figure 57 - Core 1 (B) 5844 MHz (CH119) 6 dB Bandwidth



Test Configuration			
Frequency Range:	5.150-5.250 GHz	Band:	U-NII-1
Limit Clause(s):	-	Test Method(s):	C63.10 6.9.3 C63.10 12.5.2
Additional Reference(s):	-		

DUT Configuration			
Mode:	ePA $\pi/4$ DQPSK (4-DH5)	Duty Cycle (%):	-
Antenna Configuration:	SISO	DCCF (dB):	-
Active Port(s):	A (Core 0)	Peak Antenna Gain (dBi):	-

Test Frequency (MHz)	26 dB Bandwidth (MHz)				Limit (kHz)
	A	B	C	D	
5162	2.808	-	-	-	≥ 500.0
5204	2.800	-	-	-	≥ 500.0
5245	2.800	-	-	-	≥ 500.0

Table 27 - 26 dB Bandwidth Results

Test Frequency (MHz)	99% Bandwidth (MHz)				Limit (kHz)
	A	B	C	D	
5162	2.368	-	-	-	-
5204	2.376	-	-	-	-
5245	2.384	-	-	-	-

Table 28 - 99% Bandwidth Results

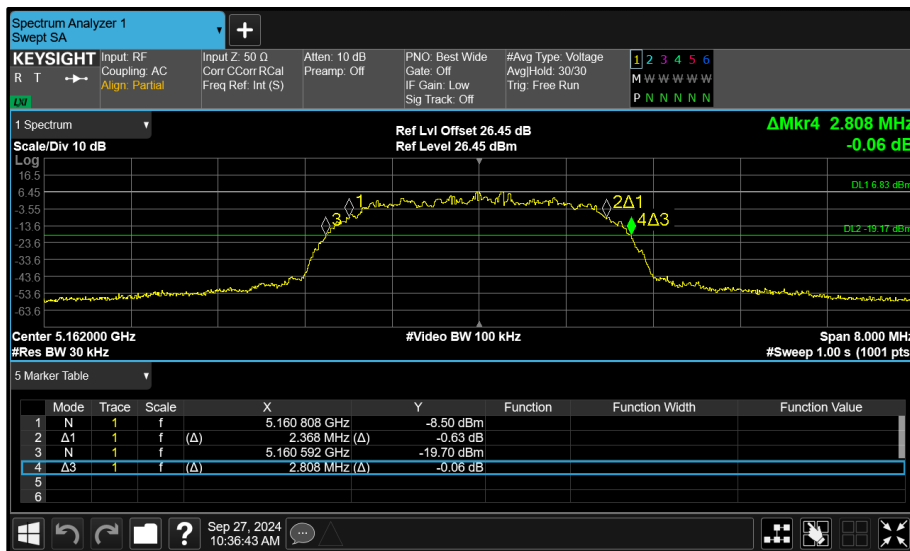


Figure 58 - Core 0 (A) 5162 MHz (CH12) 26 dB and 99% Bandwidth

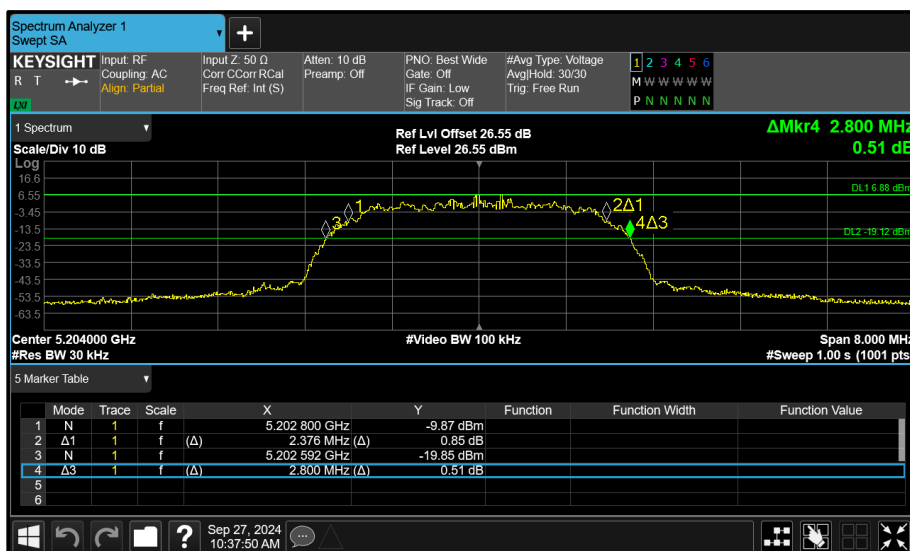


Figure 59 - Core 0 (A) 5204 MHz (CH54) 26 dB and 99% Bandwidth

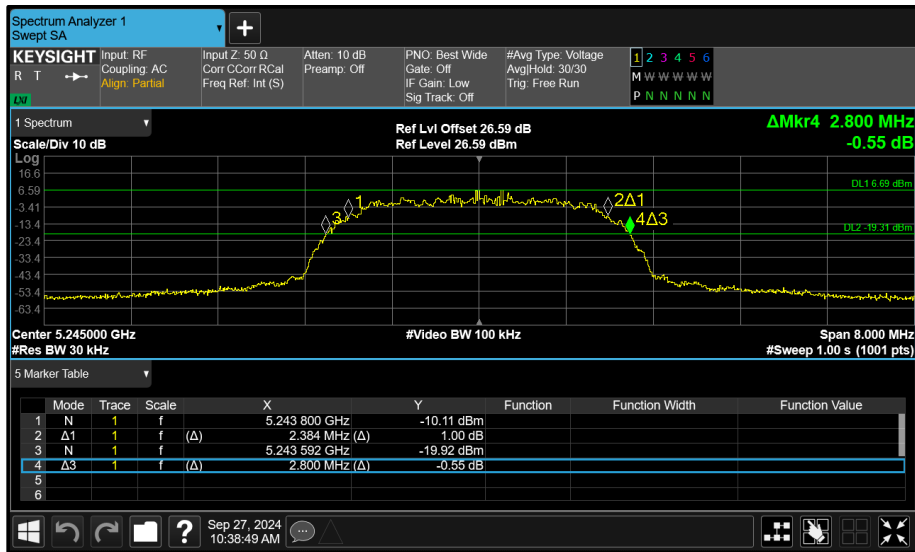


Figure 60 - Core 0 (A) 5245 MHz (CH95) 26 dB and 99% Bandwidth



Test Configuration			
Frequency Range:	5.150-5.250 GHz	Band:	U-NII-1
Limit Clause(s):	-	Test Method(s):	C63.10 6.9.3 C63.10 12.5.2
Additional Reference(s):	-		

DUT Configuration			
Mode:	ePA $\pi/4$ DQPSK (8-DH5)	Duty Cycle (%):	-
Antenna Configuration:	SISO	DCCF (dB):	-
Active Port(s):	A (Core 0)	Peak Antenna Gain (dBi):	-

Test Frequency (MHz)	26 dB Bandwidth (MHz)				Limit (kHz)
	A	B	C	D	
5162	5.400	-	-	-	≥ 500.0
5204	5.430	-	-	-	≥ 500.0
5245	5.415	-	-	-	≥ 500.0

Table 29 - 26 dB Bandwidth Results

Test Frequency (MHz)	99% Bandwidth (MHz)				Limit (kHz)
	A	B	C	D	
5162	4.710	-	-	-	-
5204	4.710	-	-	-	-
5245	4.710	-	-	-	-

Table 30 - 99% Bandwidth Results

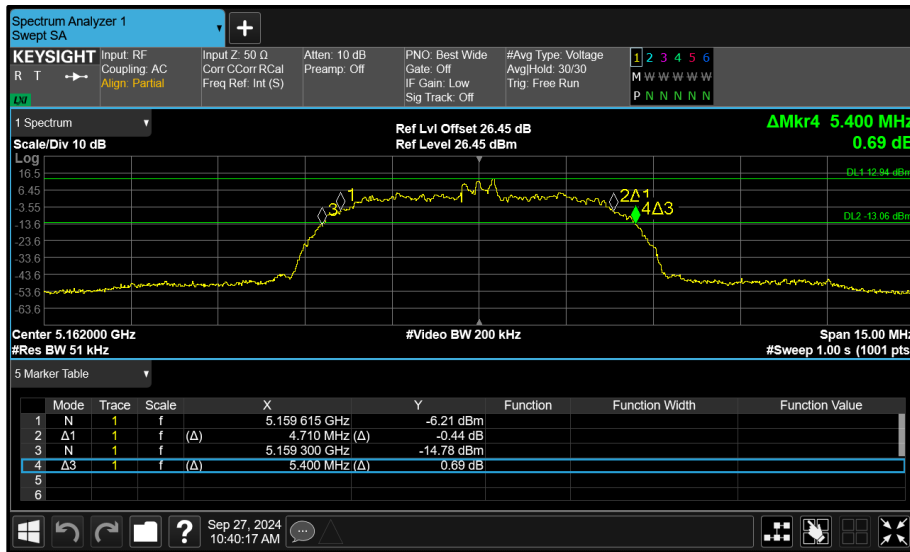


Figure 61 - Core 0 (A) 5162 MHz (CH12) 26 dB and 99% Bandwidth

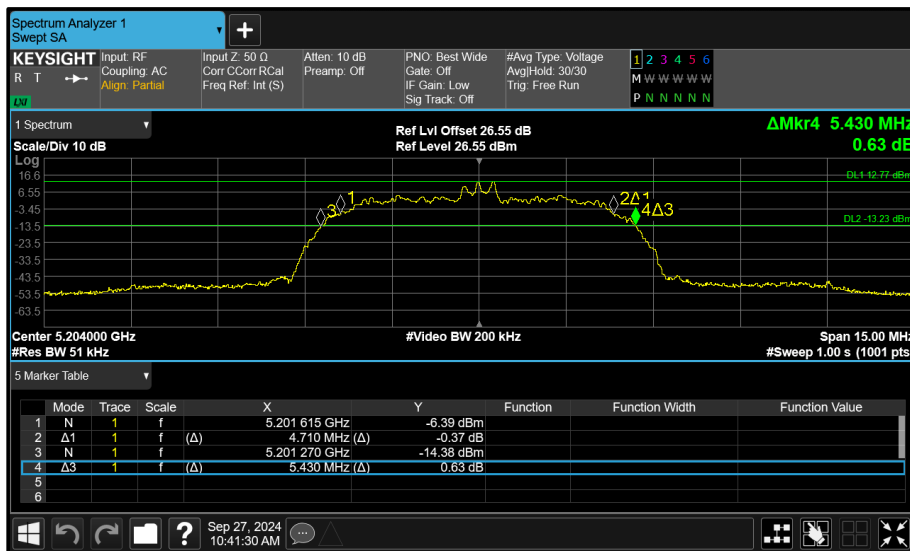


Figure 62 - Core 0 (A) 5204 MHz (CH54) 26 dB and 99% Bandwidth

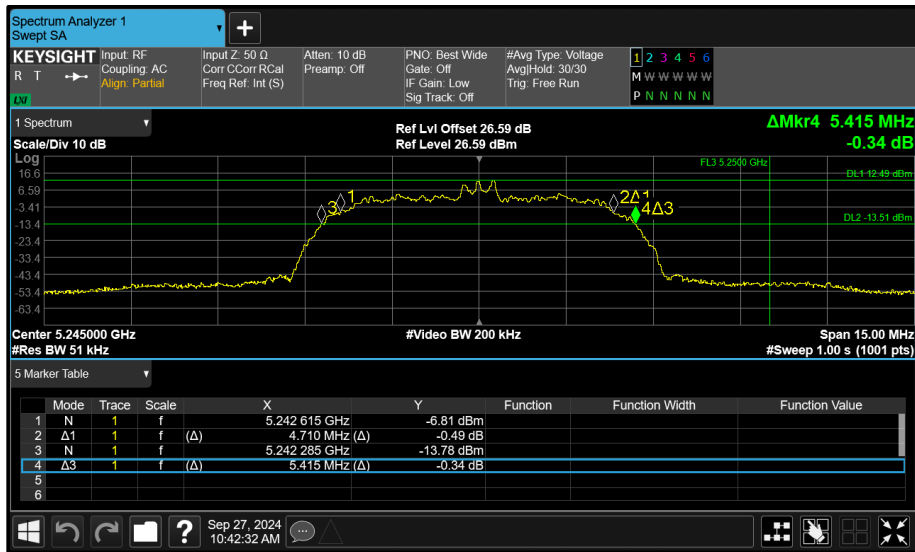


Figure 63 - Core 0 (A) 5245 MHz (CH95) 26 dB and 99% Bandwidth



Test Configuration			
Frequency Range:	5.725-5.850 GHz	Band:	U-NII-3
Limit Clause(s):	15.407(e) RSS-247 6.2.4.1	Test Method(s):	C63.10 6.9.3 789033 D02 v02r01 II.C.2.
Additional Reference(s):	-		

DUT Configuration			
Mode:	ePA $\pi/4$ DQPSK (4-DH5)	Duty Cycle (%):	-
Antenna Configuration:	SISO	DCCF (dB):	-
Active Port(s):	B (Core 1)	Peak Antenna Gain (dBi):	-

Test Frequency (MHz)	6 dB Bandwidth (MHz)				Limit (kHz)
	A	B	C	D	
5733	-	1.896	-	-	≥ 500.0
5789	-	1.904	-	-	≥ 500.0
5844	-	1.896	-	-	≥ 500.0

Table 31 - 6 dB Bandwidth Results

Test Frequency (MHz)	99% Bandwidth (MHz)				Limit (kHz)
	A	B	C	D	
5733	-	2.344	-	-	-
5789	-	2.344	-	-	-
5844	-	2.344	-	-	-

Table 32 - 99% Bandwidth Results