



40 MHz Bandwidth - Core 0 - Core 1 (TxBF)

Mode	Data Rate/ MCS	Resource Size	Resource Index	TX Frequency (MHz)	Band Edge Frequency (MHz)	Peak Level (dBμV/m)	Average Level (dBμV/m)
802.11ax HE40	MCS 11x1	SU	-	5965	5925	82.18	62.70
802.11ax HE40	MCS 11x1	SU	-	7085	7125	57.08	45.58

Table 241 - TxBF Authorised Band Edge Results

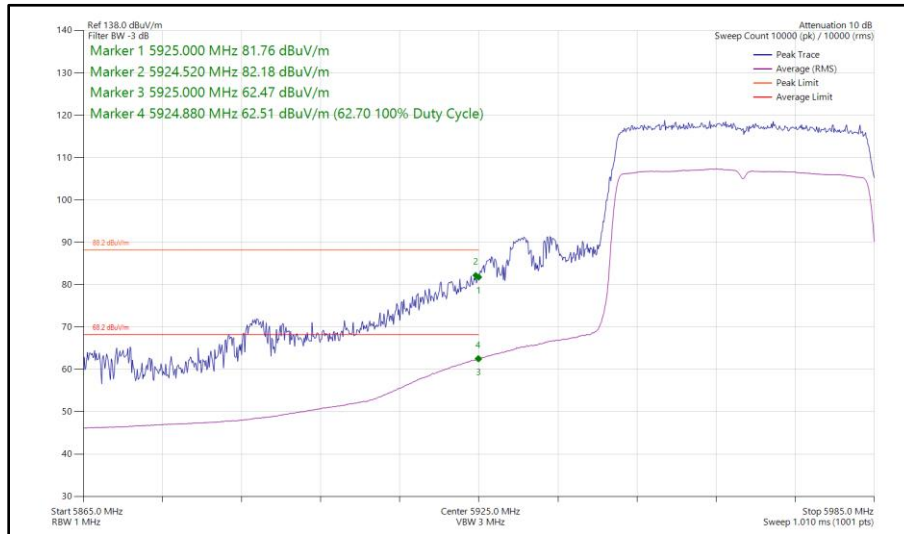


Figure 128 - 802.11ax HE40, SU, TxBF, Core 0 - Core 1 - 5965 MHz
 Band Edge Frequency 5925 MHz

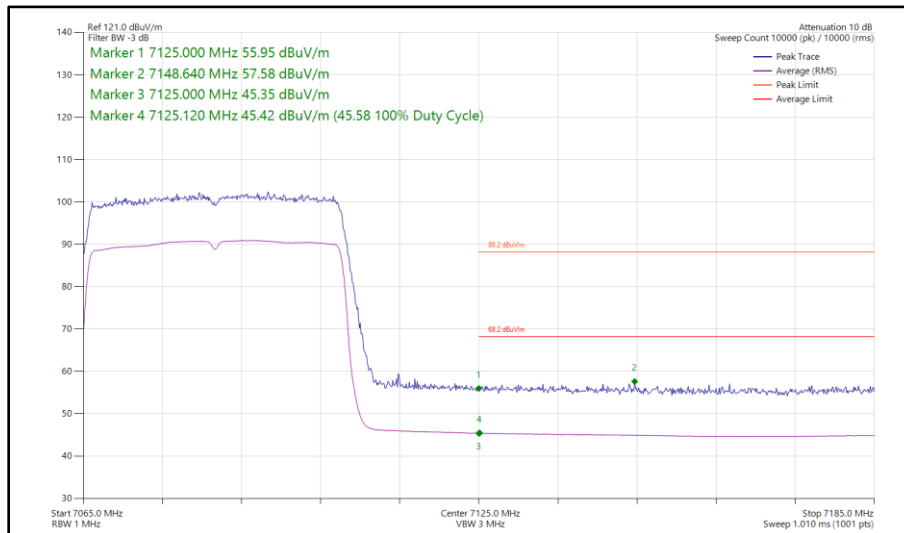


Figure 129 - 802.11ax HE40, SU, TxBF, Core 0 - Core 1 - 7085 MHz
 Band Edge Frequency 7125 MHz



80 MHz Bandwidth - Core 0 (SISO)

Mode	Data Rate/MCS	Resource Size	Resource Index	TX Frequency (MHz)	Band Edge Frequency (MHz)	Peak Level (dBμV/m)	Average Level (dBμV/m)
802.11ax HE80	MCS 4x1	SU	-	5985	5925	77.10	63.08
802.11ax HE80	MCS 11x1	106	53	5985	5925	62.01	48.67
802.11ax HE80	MCS 11x1	SU	-	7025	7125	58.92	47.62
802.11ax HE80	MCS 11x1	52	52	7025	7125	59.71	47.59

Table 242 - SISO Authorised Band Edge Results

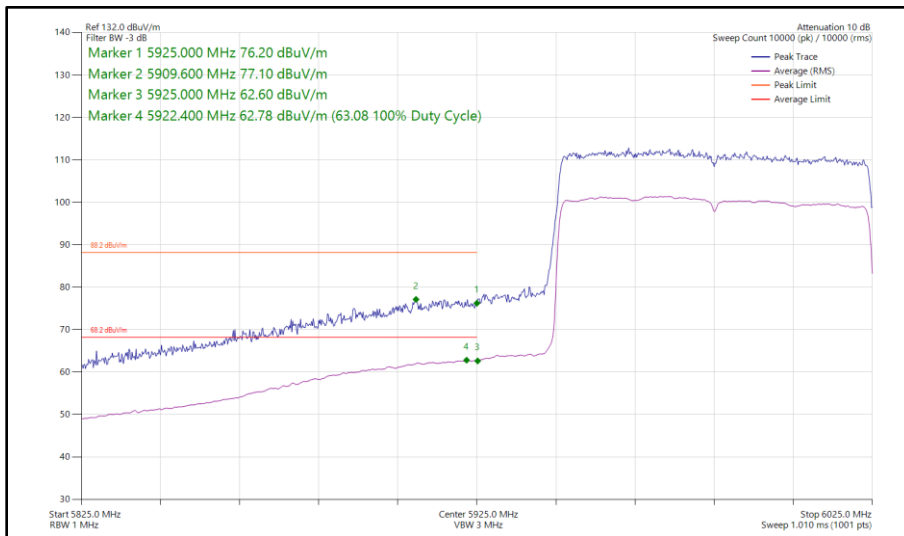


Figure 130 - 802.11ax HE80, SU, SISO, Core 0 - 5985 MHz
 Band Edge Frequency 5925 MHz

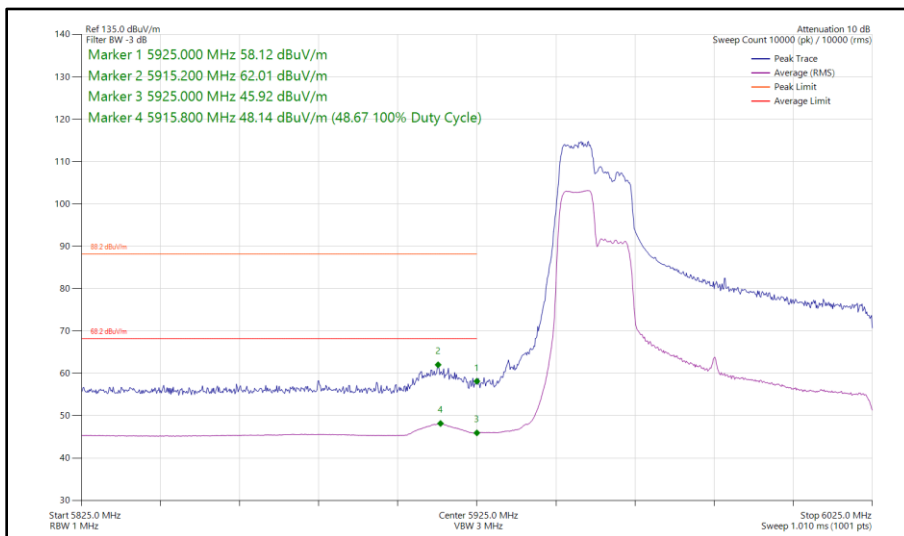
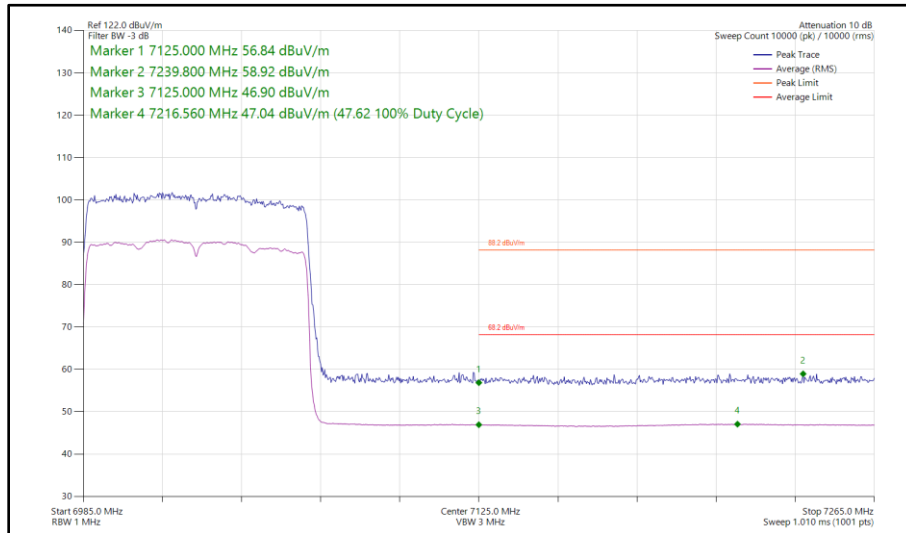
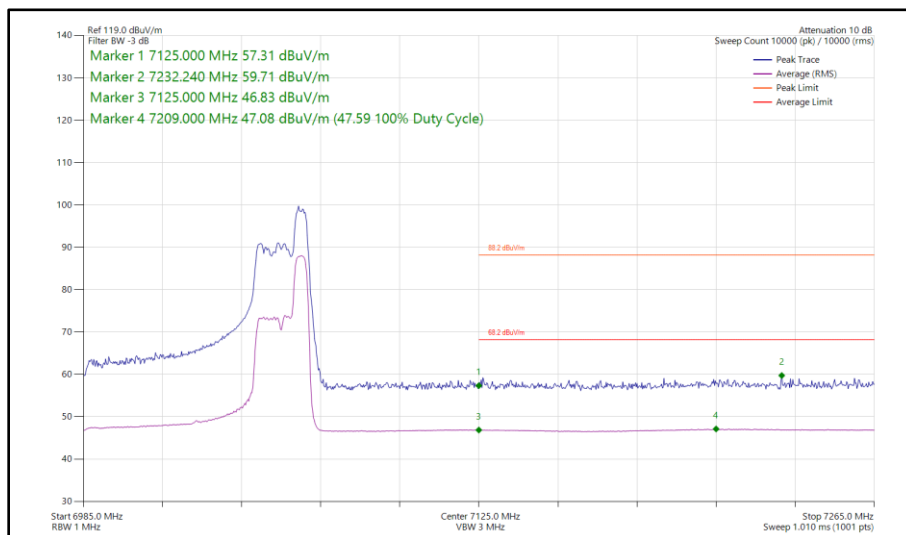


Figure 131 - 802.11ax HE80, RU 106-53, SISO, Core 0 - 5985 MHz
 Band Edge Frequency 5925 MHz



**Figure 132 - 802.11ax HE80, SU, SISO, Core 0 - 7025 MHz
Band Edge Frequency 7125 MHz**



**Figure 133 - 802.11ax HE80, RU 52-52, SISO, Core 0 - 7025 MHz
Band Edge Frequency 7125 MHz**



80 MHz Bandwidth - Core 1 (SISO)

Mode	Data Rate/MCS	Resource Size	Resource Index	TX Frequency (MHz)	Band Edge Frequency (MHz)	Peak Level (dBμV/m)	Average Level (dBμV/m)
802.11ax HE80	MCS 4x1	SU	-	5985	5925	77.41	61.23
802.11ax HE80	MCS 11x1	106	53	5985	5925	58.03	46.40
802.11ax HE80	MCS 11x1	SU	-	7025	7125	59.32	47.73
802.11ax HE80	MCS 11x1	106	60	7025	7125	59.47	47.55

Table 243 - SISO Authorised Band Edge Results

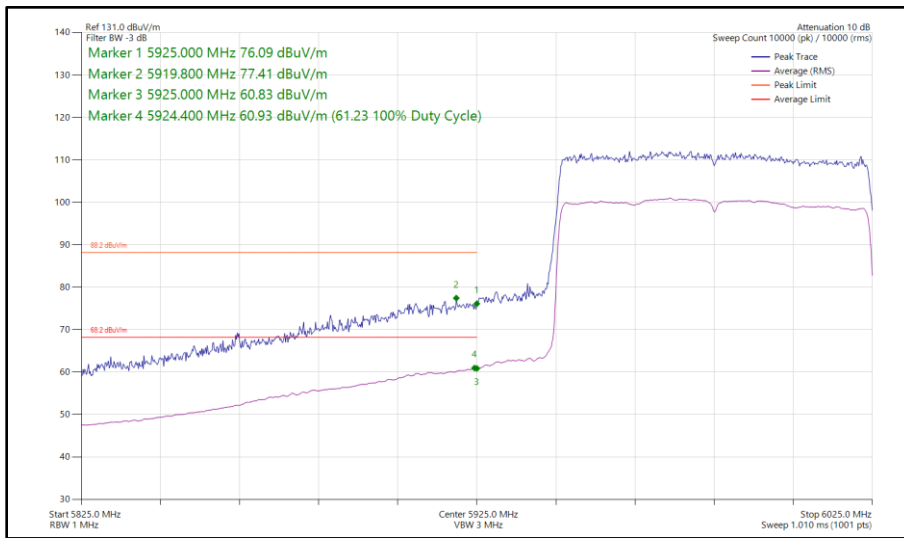


Figure 134 - 802.11ax HE80, SU, SISO, Core 1 - 5985 MHz
 Band Edge Frequency 5925 MHz

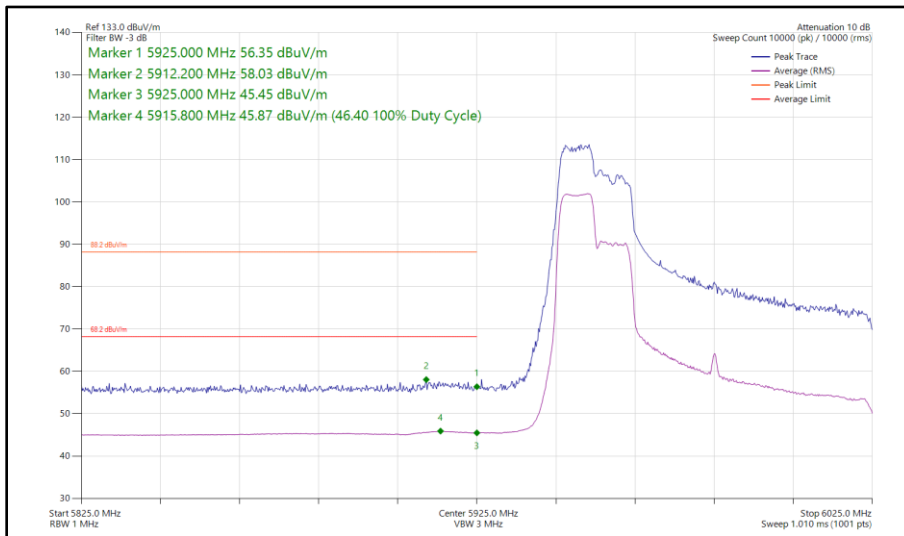
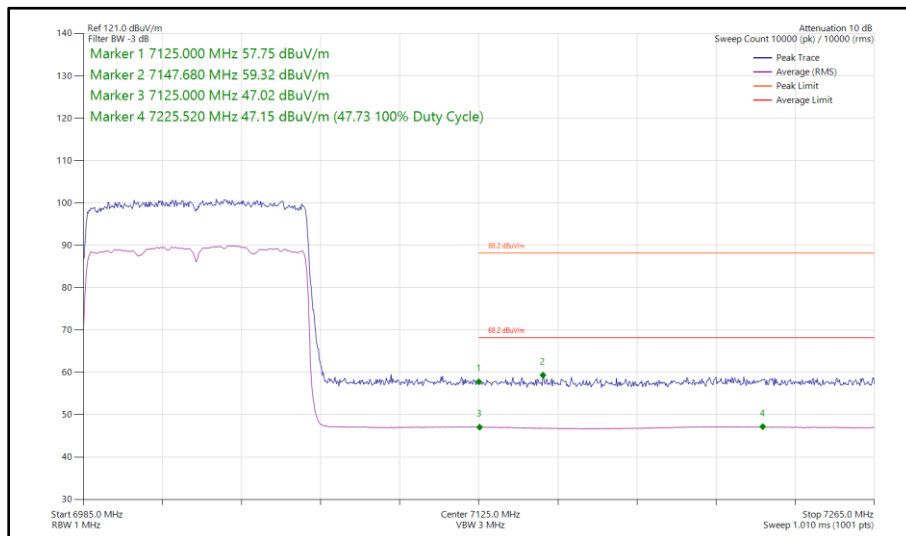
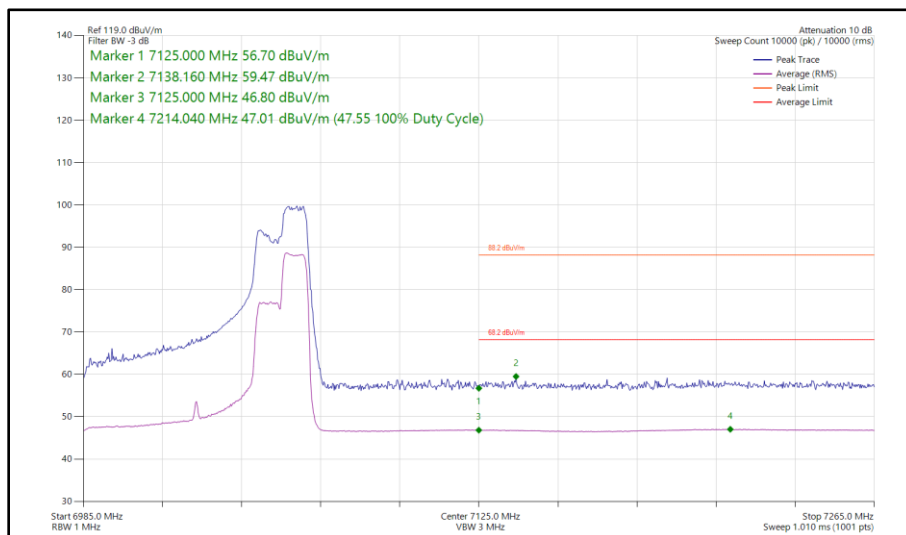


Figure 135 - 802.11ax HE80, RU 106-53, SISO, Core 1 - 5985 MHz
 Band Edge Frequency 5925 MHz



**Figure 136 - 802.11ax HE80, SU, SISO, Core 1 - 7025 MHz
Band Edge Frequency 7125 MHz**



**Figure 137 - 802.11ax HE80, RU 106-60, SISO, Core 1 - 7025 MHz
Band Edge Frequency 7125 MHz**



80 MHz Bandwidth - Core 0 - Core 1 (CDD)

Mode	Data Rate/MCS	Resource Size	Resource Index	TX Frequency (MHz)	Band Edge Frequency (MHz)	Peak Level (dBμV/m)	Average Level (dBμV/m)
802.11ax HE80	MCS 11x1	SU	-	5985	5925	78.27	62.59
802.11ax HE80	MCS 11x1	106	53	5985	5925	62.53	49.11
802.11ax HE80	MCS 4x1	SU	-	7025	7125	59.29	47.36
802.11ax HE80	MCS 11x1	106	53	7025	7125	59.14	47.50

Table 244 - CDD Authorised Band Edge Results

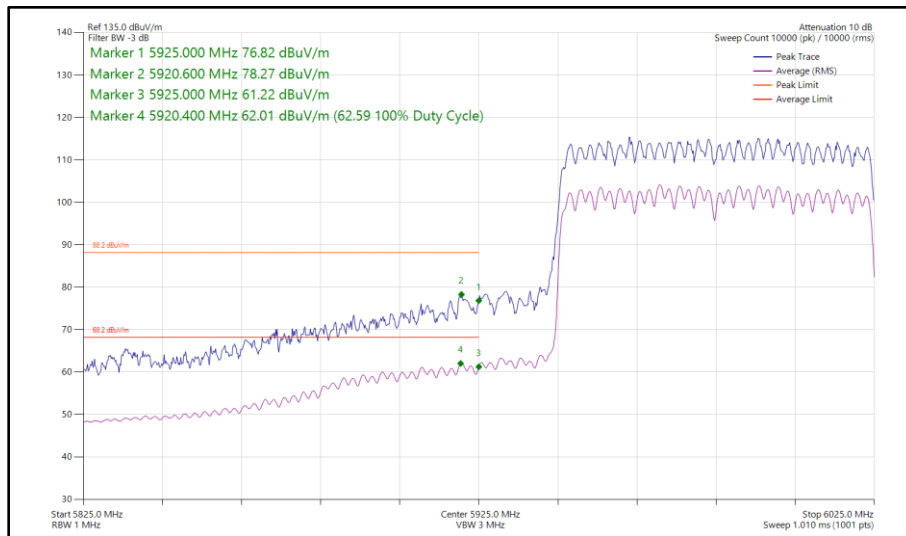


Figure 138 - 802.11ax HE80, SU, CDD, Core 0 - Core 1 - 5985 MHz Band Edge Frequency 5925 MHz

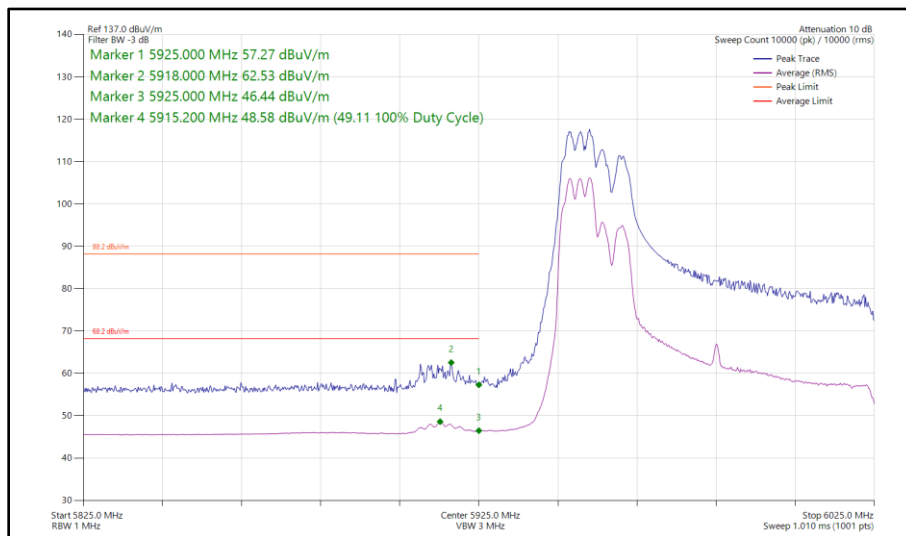
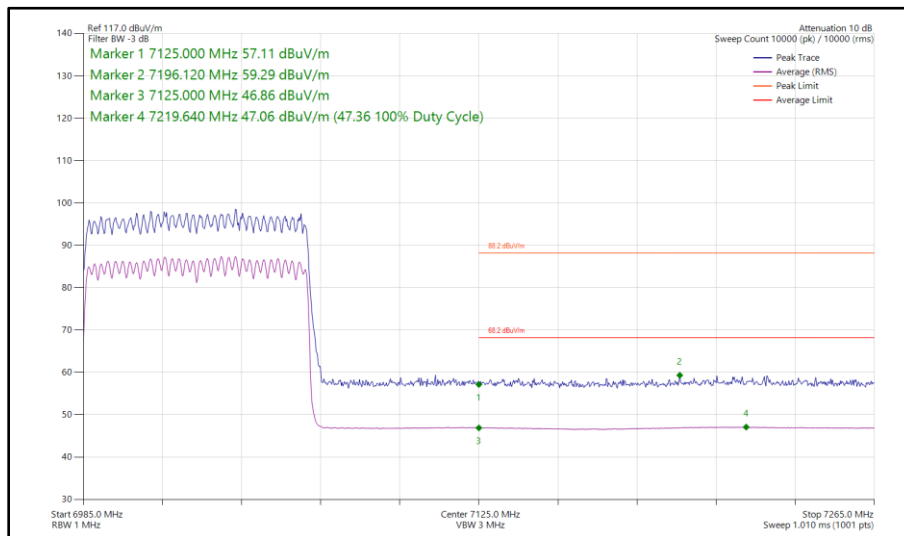
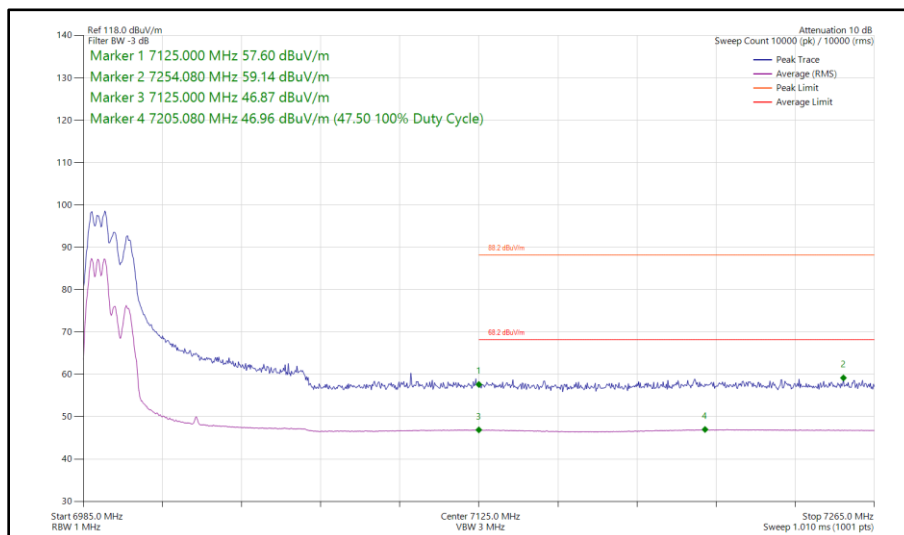


Figure 139 - 802.11ax HE80, RU 106-53, CDD, Core 0 - Core 1 - 5985 MHz Band Edge Frequency 5925 MHz



**Figure 140 - 802.11ax HE80, SU, CDD, Core 0 - Core 1 - 7025 MHz
 Band Edge Frequency 7125 MHz**



**Figure 141 - 802.11ax HE80, RU 106-53, CDD, Core 0 - Core 1 - 7025 MHz
 Band Edge Frequency 7125 MHz**



80 MHz Bandwidth - Core 0 - Core 1 (SDM)

Mode	Data Rate/MCS	Resource Size	Resource Index	TX Frequency (MHz)	Band Edge Frequency (MHz)	Peak Level (dBμV/m)	Average Level (dBμV/m)
802.11ax HE80	MCS 2x2	SU	-	5985	5925	73.58	62.24
802.11ax HE80	MCS 11x2	106	53	5985	5925	63.25	49.79
802.11ax HE80	MCS 11x2	SU	-	7025	7125	58.93	47.72
802.11ax HE80	MCS 11x2	106	53	7025	7125	59.03	47.48

Table 245 - SDM Authorised Band Edge Results

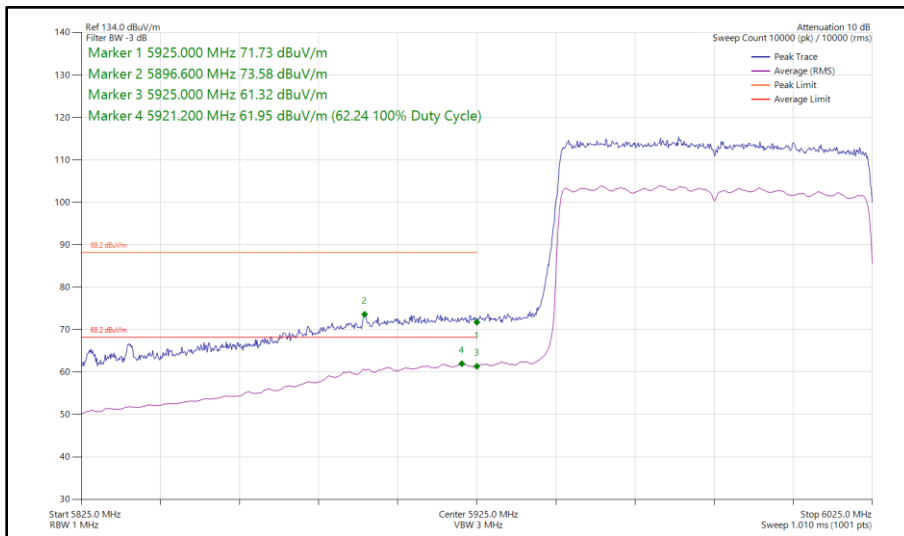


Figure 142 - 802.11ax HE80, SU, SDM, Core 0 - Core 1 - 5985 MHz Band Edge Frequency 5925 MHz

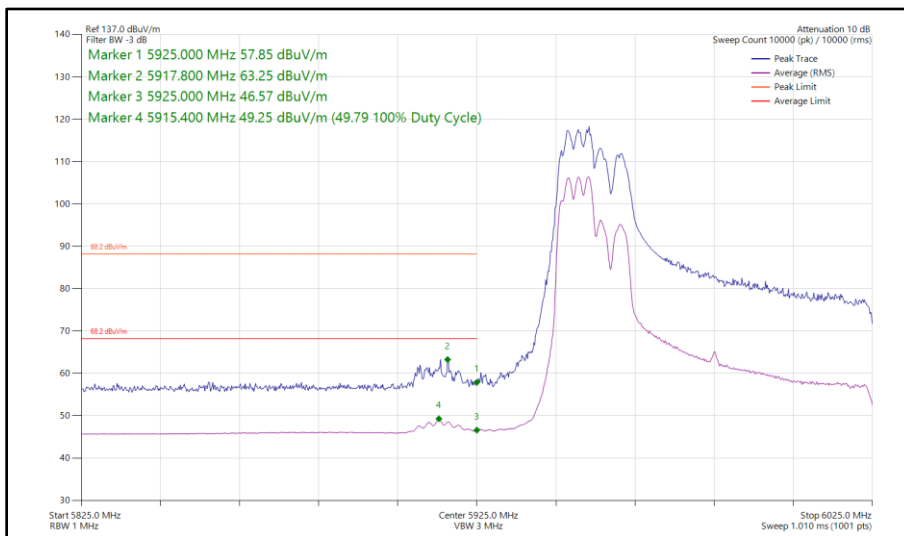
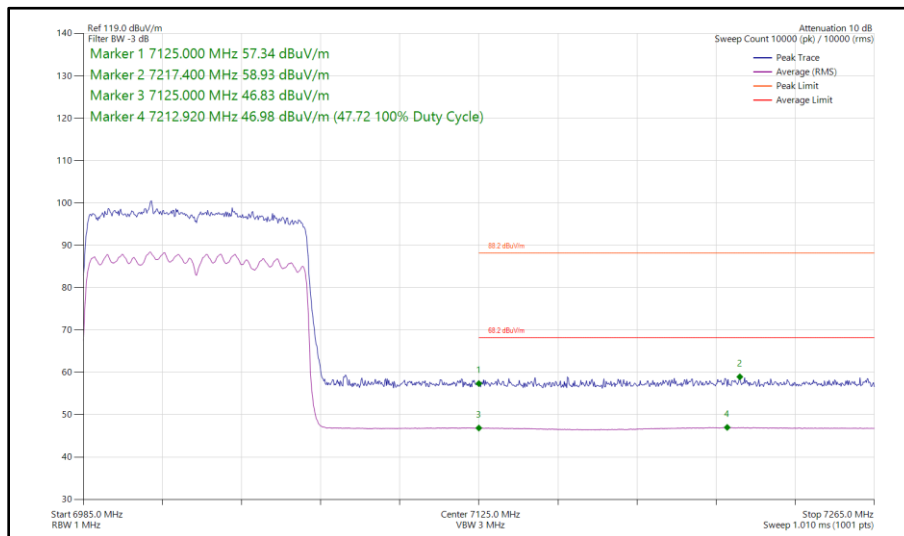
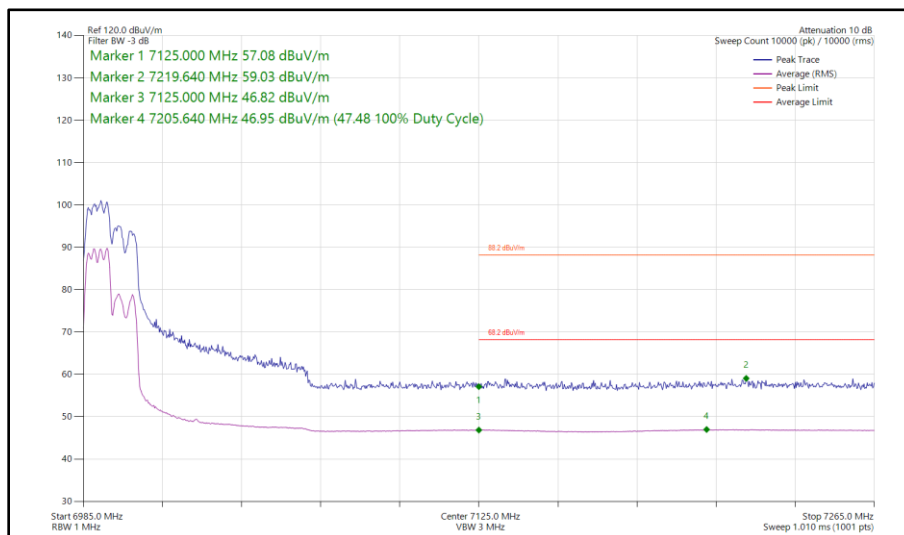


Figure 143 - 802.11ax HE80, RU 106-53, SDM, Core 0 - Core 1 - 5985 MHz Band Edge Frequency 5925 MHz



**Figure 144 - 802.11ax HE80, SU, SDM, Core 0 - Core 1 - 7025 MHz
Band Edge Frequency 7125 MHz**



**Figure 145 - 802.11ax HE80, RU 106-53, SDM, Core 0 - Core 1 - 7025 MHz
Band Edge Frequency 7125 MHz**



80 MHz Bandwidth - Core 0 - Core 1 (TxBF)

Mode	Data Rate/ MCS	Resource Size	Resource Index	TX Frequency (MHz)	Band Edge Frequency (MHz)	Peak Level (dBμV/m)	Average Level (dBμV/m)
802.11ax HE80	MCS 11x1	SU	-	5985	5925	80.50	63.39
802.11ax HE80	MCS 11x1	SU	-	7025	7125	57.03	45.37

Table 246 - TxBF Authorised Band Edge Results

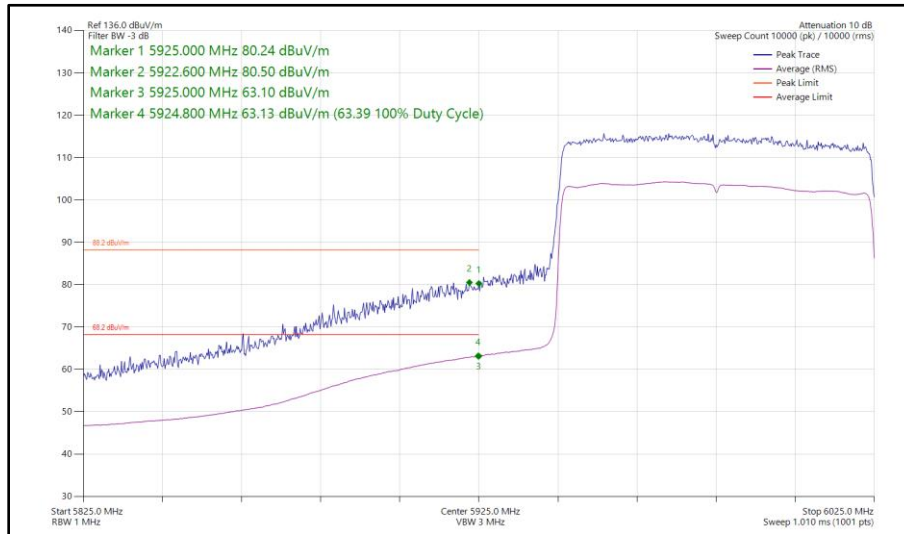


Figure 146 - 802.11ax HE80, SU, TxBF, Core 0 - Core 1 - 5985 MHz
 Band Edge Frequency 5925 MHz

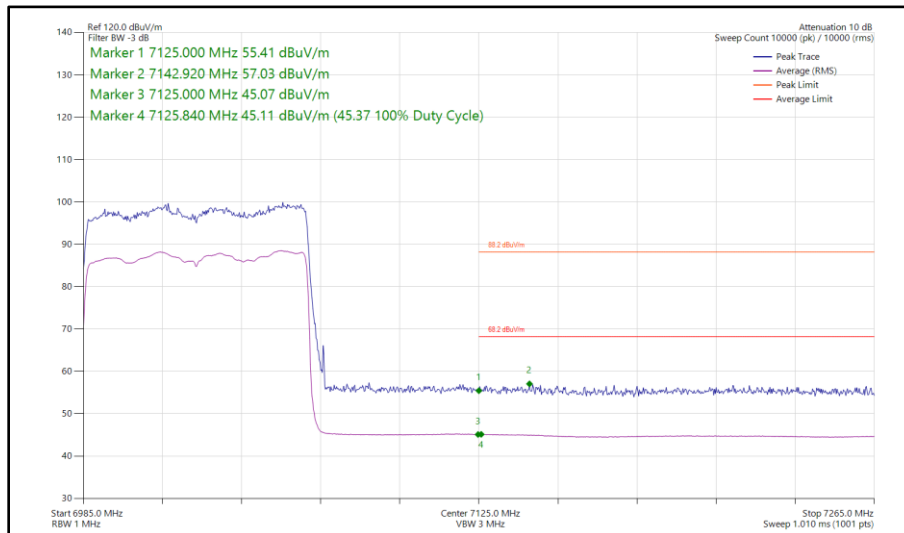


Figure 147 - 802.11ax HE80, SU, TxBF, Core 0 - Core 1 - 7025 MHz
 Band Edge Frequency 7125 MHz



160 MHz Bandwidth - Core 0 (SISO)

Mode	Data Rate/MCS	Resource Size	Resource Index	TX Frequency (MHz)	Band Edge Frequency (MHz)	Peak Level (dBμV/m)	Average Level (dBμV/m)
802.11ax HE160	MCS 4x1	SU	-	6025	5925	73.33	62.41
802.11ax HE160	MCS 11x1	52	37P	6025	5925	63.01	48.71
802.11ax HE160	MCS 11x1	SU	-	6985	7125	60.51	48.58
802.11ax HE160	MCS 11x1	106	53P	6985	7125	59.56	47.80

Table 247 - SISO Authorised Band Edge Results

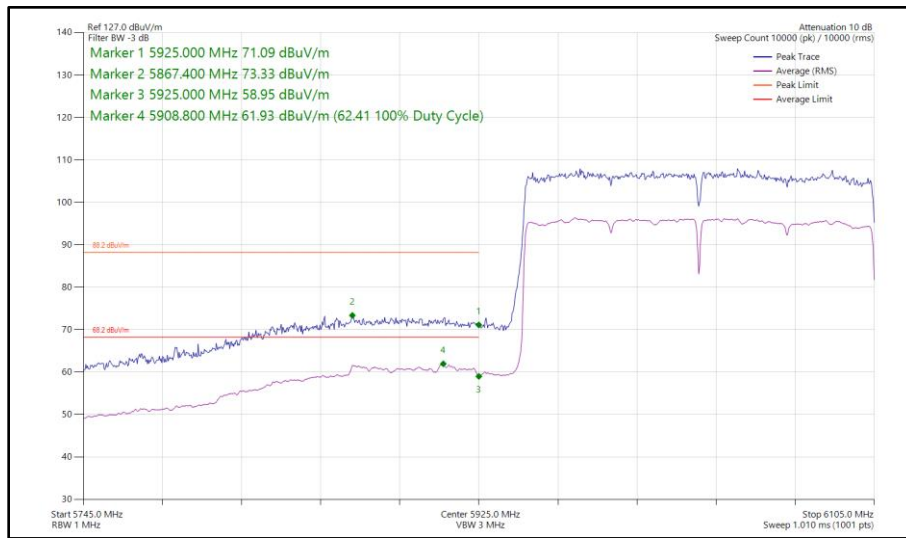


Figure 148 - 802.11ax HE160, SU, SISO, Core 0 - 6025 MHz
 Band Edge Frequency 5925 MHz

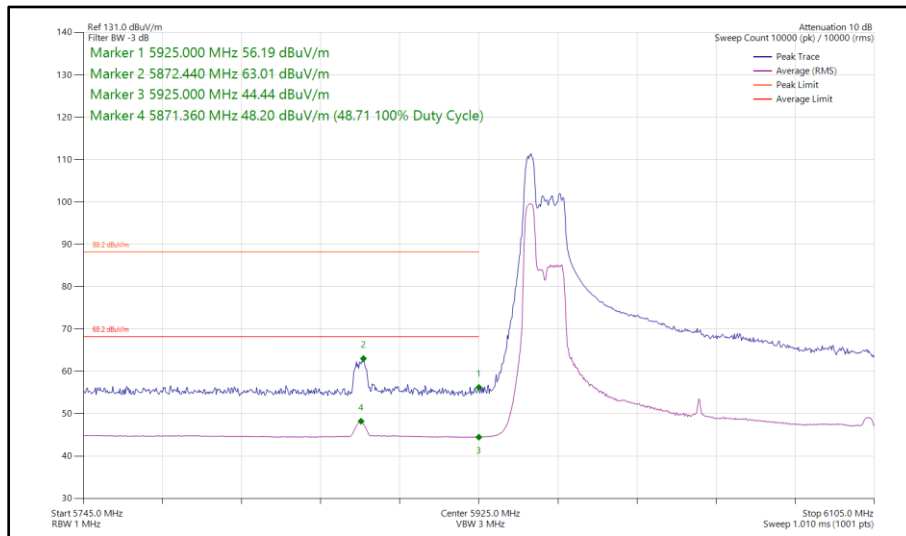
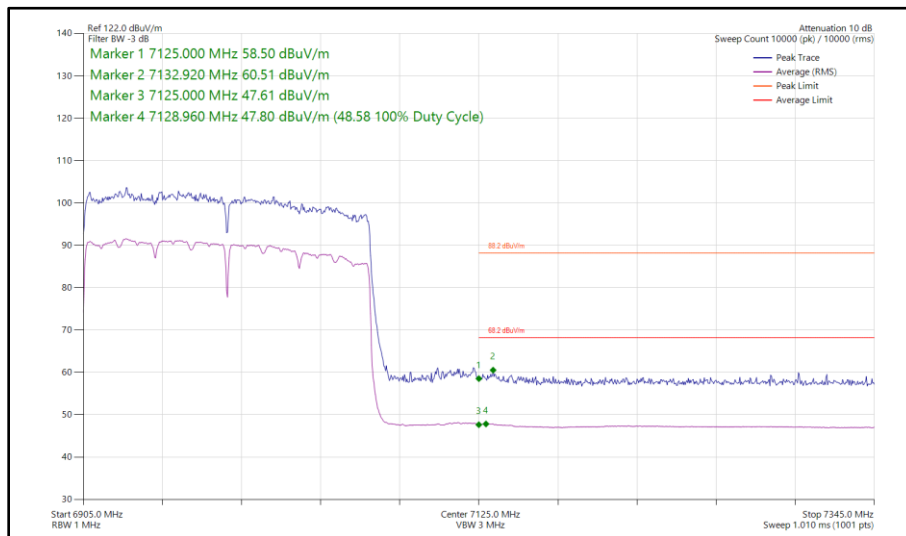
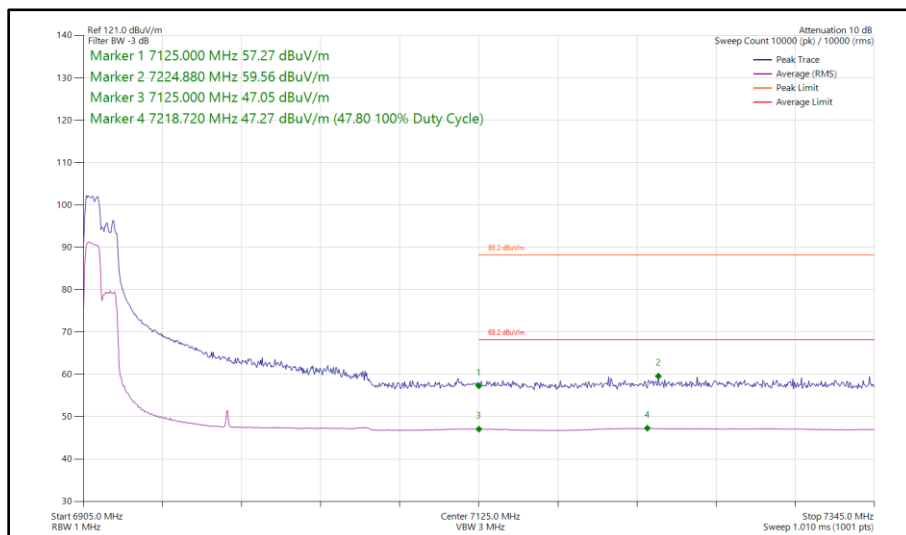


Figure 149 - 802.11ax HE160, RU 52-37P, SISO, Core 0 - 6025 MHz
 Band Edge Frequency 5925 MHz



**Figure 150 - 802.11ax HE160, SU, SISO, Core 0 - 6985 MHz
Band Edge Frequency 7125 MHz**



**Figure 151 - 802.11ax HE160, RU 106-53P, SISO, Core 0 - 6985 MHz
Band Edge Frequency 7125 MHz**



160 MHz Bandwidth - Core 1 (SISO)

Mode	Data Rate/MCS	Resource Size	Resource Index	TX Frequency (MHz)	Band Edge Frequency (MHz)	Peak Level (dBμV/m)	Average Level (dBμV/m)
802.11ax HE160	MCS 11x1	SU	-	6025	5925	73.75	58.89
802.11ax HE160	MCS 11x1	106	60S	6025	5925	59.99	46.13
802.11ax HE160	MCS 11x1	SU	-	6985	7125	62.17	49.70
802.11ax HE160	MCS 11x1	106	53P	6985	7125	60.14	47.83

Table 248 - SISO Authorised Band Edge Results

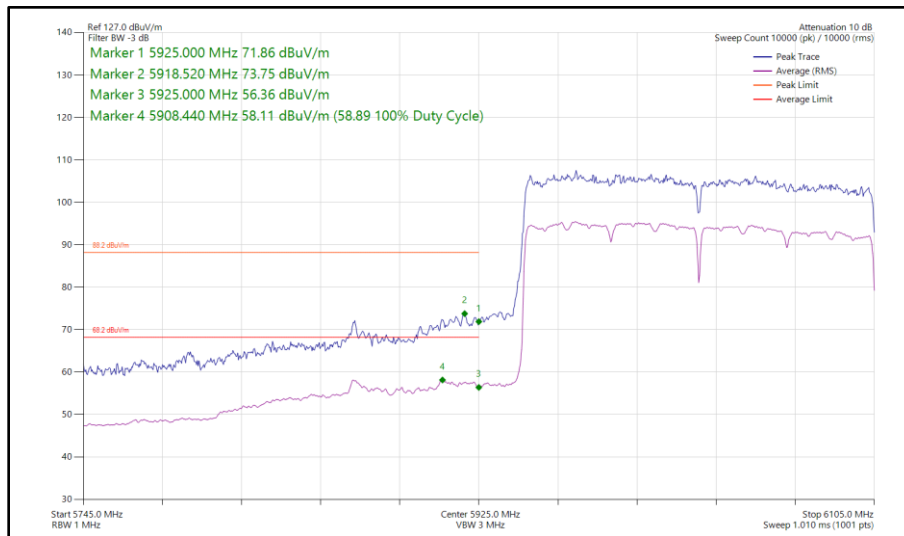


Figure 152 - 802.11ax HE160, SU, SISO, Core 1 - 6025 MHz
 Band Edge Frequency 5925 MHz

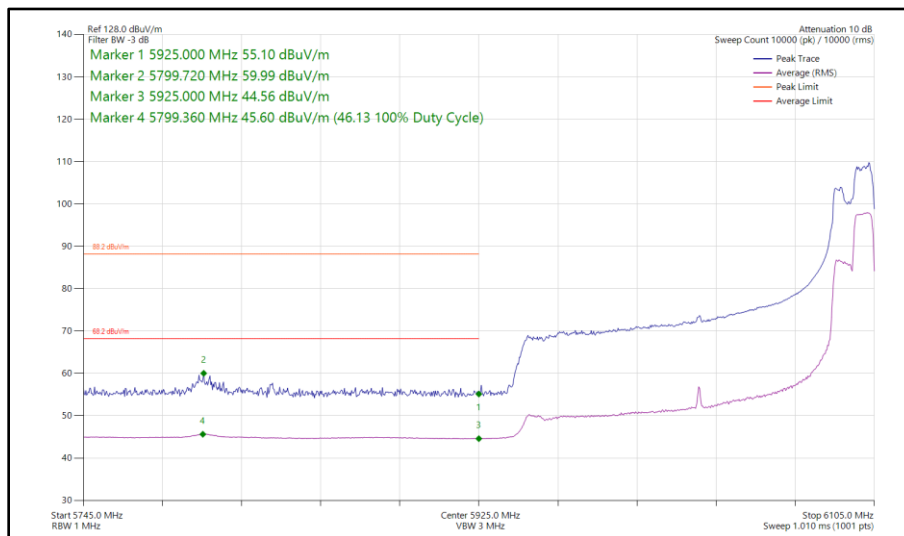
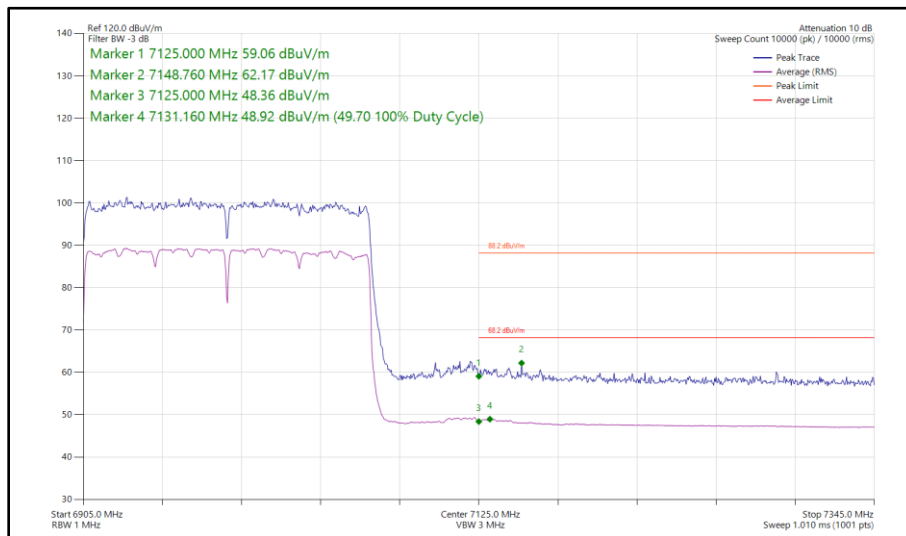
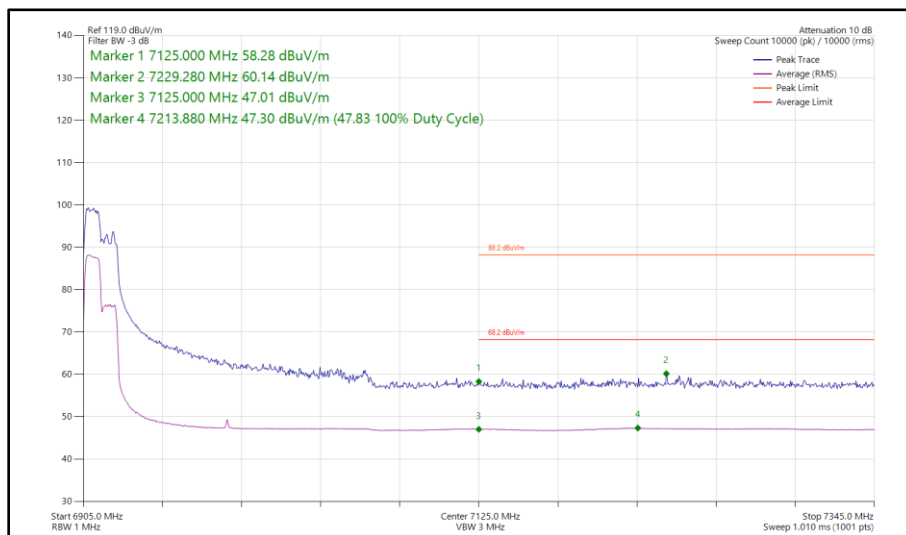


Figure 153 - 802.11ax HE160, RU 106-60S, SISO, Core 1 - 6025 MHz
 Band Edge Frequency 5925 MHz



**Figure 154 - 802.11ax HE160, SU, SISO, Core 1 - 6985 MHz
Band Edge Frequency 7125 MHz**



**Figure 155 - 802.11ax HE160, RU 106-53P, SISO, Core 1 - 6985 MHz
Band Edge Frequency 7125 MHz**



160 MHz Bandwidth - Core 0 - Core 1 (CDD)

Mode	Data Rate/MCS	Resource Size	Resource Index	TX Frequency (MHz)	Band Edge Frequency (MHz)	Peak Level (dBμV/m)	Average Level (dBμV/m)
802.11ax HE160	MCS 4x1	SU	-	6025	5925	74.87	64.11
802.11ax HE160	MCS 11x1	106	53P	6025	5925	61.27	49.10
802.11ax HE160	MCS 4x1	SU	-	6985	7125	59.66	47.71
802.11ax HE160	MCS 11x1	106	53P	6985	7125	59.00	47.74

Table 249 - CDD Authorised Band Edge Results

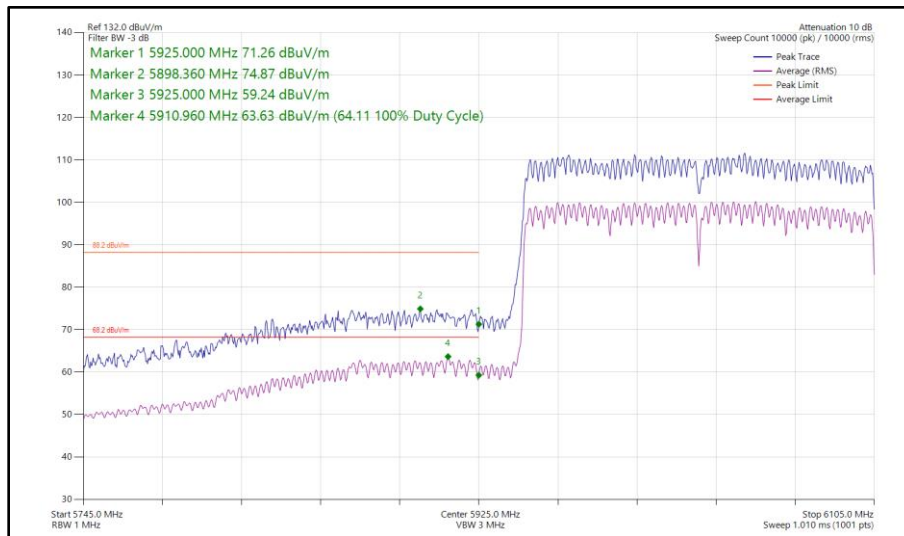


Figure 156 - 802.11ax HE160, SU, CDD, Core 0 - Core 1 - 6025 MHz
 Band Edge Frequency 5925 MHz

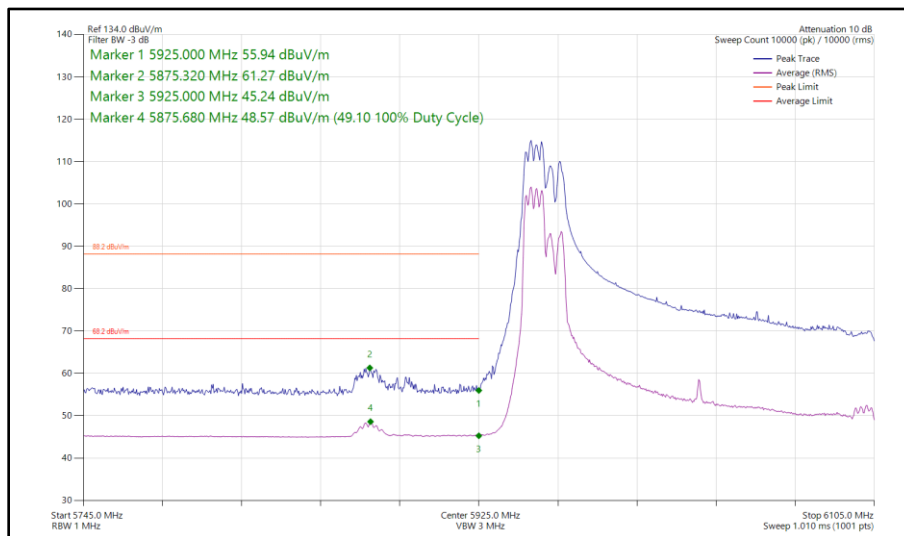
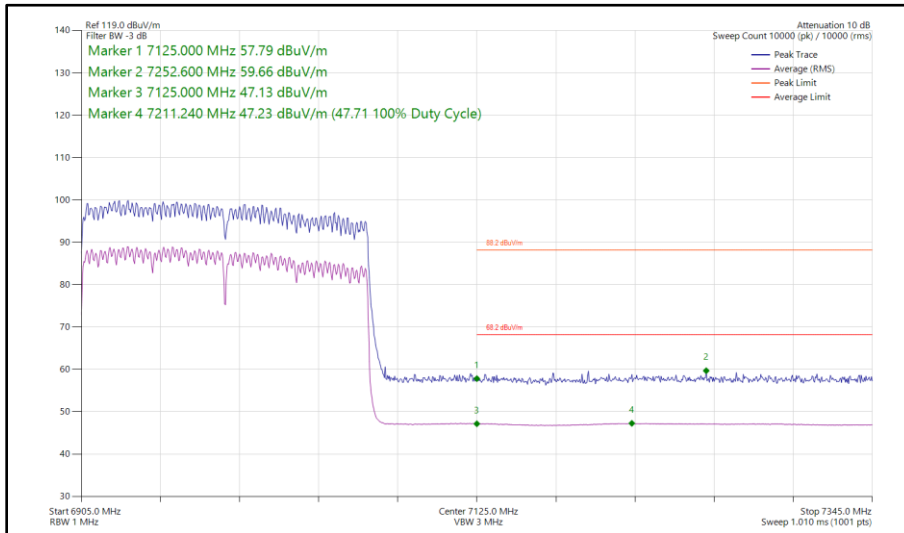
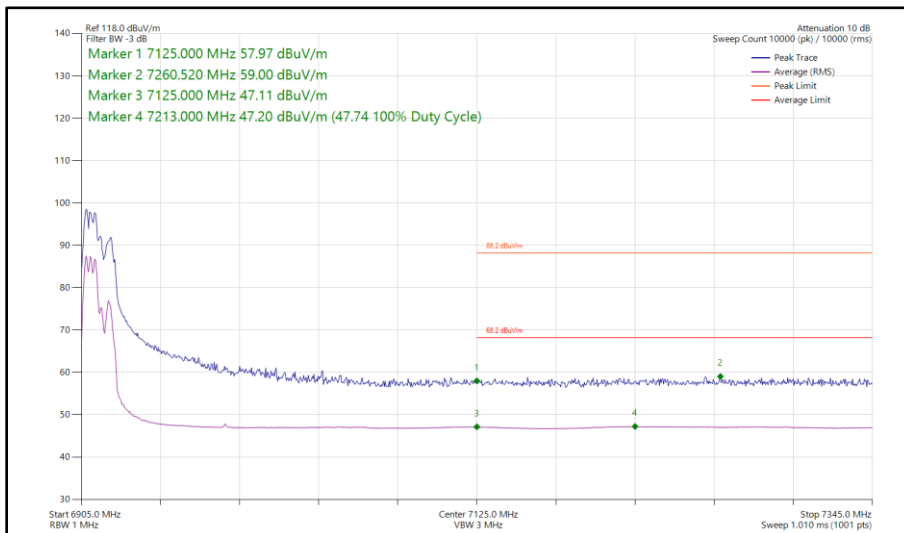


Figure 157 - 802.11ax HE160, RU 106-53P, CDD, Core 0 - Core 1 - 6025 MHz
 Band Edge Frequency 5925 MHz



**Figure 158 - 802.11ax HE160, SU, CDD, Core 0 - Core 1 - 6985 MHz
Band Edge Frequency 7125 MHz**



**Figure 159 - 802.11ax HE160, RU 106-53P, CDD, Core 0 - Core 1 - 6985 MHz
Band Edge Frequency 7125 MHz**



160 MHz Bandwidth - Core 0 - Core 1 (SDM)

Mode	Data Rate/MCS	Resource Size	Resource Index	TX Frequency (MHz)	Band Edge Frequency (MHz)	Peak Level (dBμV/m)	Average Level (dBμV/m)
802.11ax HE160	MCS 4x2	SU	-	6025	5925	75.52	64.63
802.11ax HE160	MCS 11x2	106	53P	6025	5925	63.72	49.74
802.11ax HE160	MCS 11x2	SU	-	6985	7125	59.90	48.61
802.11ax HE160	MCS 11x2	106	53P	6985	7125	59.04	47.73

Table 250 - SDM Authorised Band Edge Results

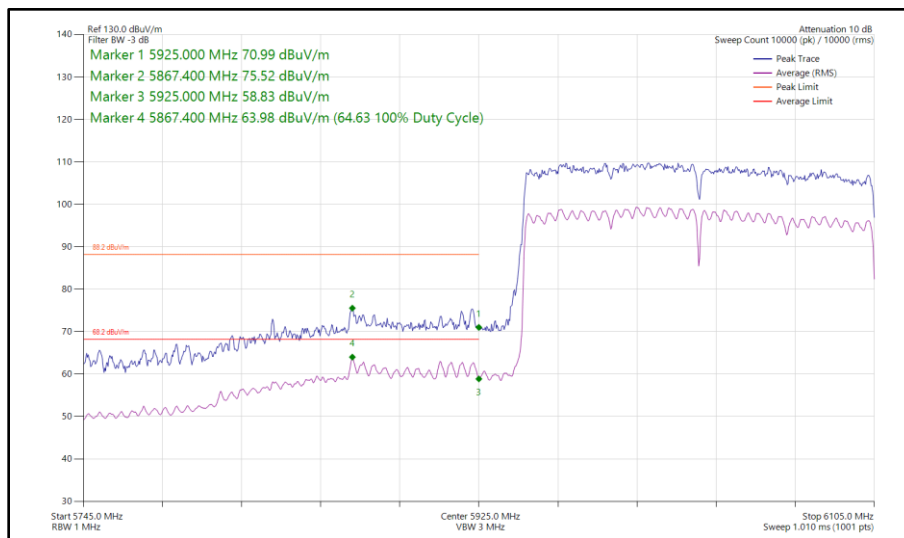


Figure 160 - 802.11ax HE160, SU, SDM, Core 0 - Core 1 - 6025 MHz Band Edge Frequency 5925 MHz

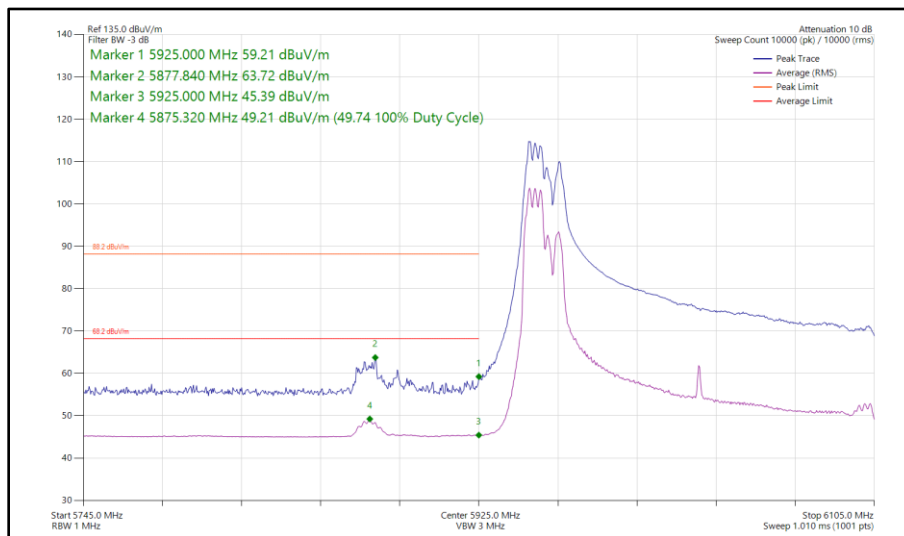
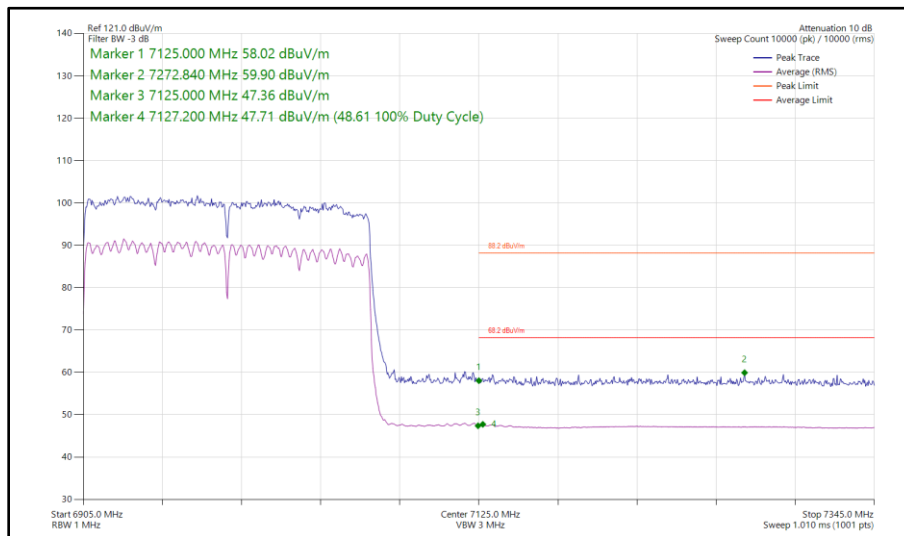
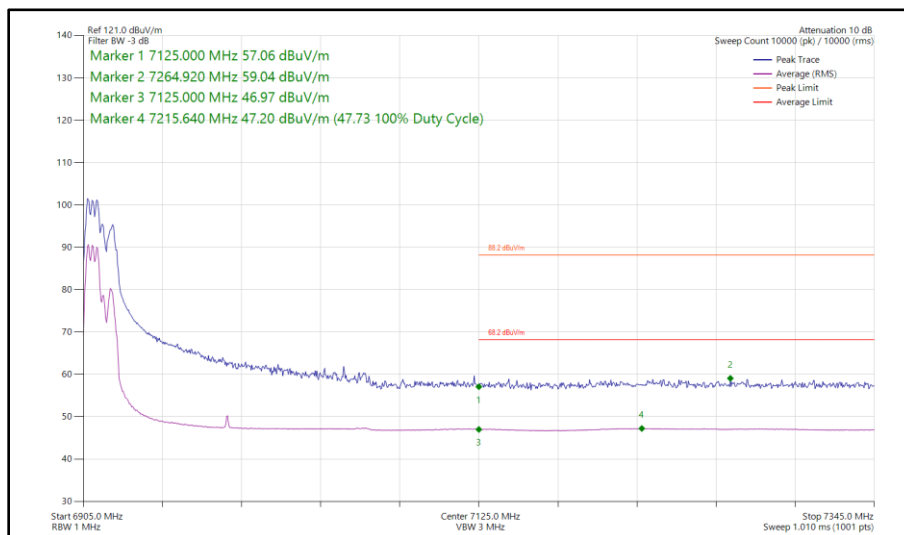


Figure 161 - 802.11ax HE160, RU 106-53P, SDM, Core 0 - Core 1 - 6025 MHz Band Edge Frequency 5925 MHz



**Figure 162 - 802.11ax HE160, SU, SDM, Core 0 - Core 1 - 6985 MHz
Band Edge Frequency 7125 MHz**



**Figure 163 - 802.11ax HE160, RU 106-53P, SDM, Core 0 - Core 1 - 6985 MHz
Band Edge Frequency 7125 MHz**

FCC 47 CFR Part 15E, Limit Clause 15.407(b)(1)(2)(3)(4)

For transmitters operating within the 5.925–7.125 GHz band: Any emissions outside of the 5.925–7.125 GHz band must not exceed an e.i.r.p. of -27 dBm.



2.6.7 Test Location and Test Equipment Used

This test was carried out in RF Chamber 14 and RF Chamber 16.

Instrument	Manufacturer	Type No.	TE No.	Calibration Period (months)	Calibration Expiry Date
Emissions Software	TUV SUD	EmX V3.4.2	5125	-	Software
Cable 2.92m	Junkosha	MWX241-01000KMS	5413	12	23-May-2025
Test Receiver	Rohde & Schwarz	ESW44	5914	12	24-May-2025
1500W (300V 12A) AC Power Supply	iTech	IT7324	5956	-	O/P Mon
1500W (300V 12A) AC Power Supply	iTech	IT7324	5957	-	O/P Mon
5m Semi-Anechoic Chamber (Dual-Axis)	Albatross Projects	RF Chamber 14	5958	36	26-Apr-2025
Compact Antenna Mast	Maturo Gmbh	CAM4.0-P	5959	-	TU
Mast & Turntable Controller	Maturo Gmbh	FCU3.0	5960	-	TU
Tilt Antenna Mast	Maturo Gmbh	BAM4.5-P	5961	-	TU
Turntable	Maturo Gmbh	TT1.5SI	5962	-	TU
3m Semi-Anechoic Chamber, Chamber16	Albatross Projects	RF Chamber 16	5972	36	24-May-2025
Mast & Turntable Controller	Maturo Gmbh	FCU3.0	5973	-	TU
Tilt Antenna Mast	Maturo Gmbh	BAM4.5-P	5974	-	TU
Turntable	Maturo Gmbh	TT1.5SI	5975	-	TU
Cable (SMA to SMA 1m)	Junkosha	MWX221-01000AMSAMS/A	6007	12	20-May-2025
Horn Antenna (1-10.5 GHz)	Schwarzbeck	BBHA9120B	6140	12	05-May-2025
Horn Antenna (1-10 GHz)	Schwarzbeck	BBHA9120B	6141	12	05-May-2025
Horn Antenna (1-10 GHz)	Schwarzbeck	BBHA9120B	6142	12	05-May-2025
Digital Multimeter	Fluke	115	6145	12	06-Jun-2025
Digital Multimeter	Fluke	115	6146	12	06-Jun-2025
Humidity & Temperature meter	R.S Components	1364	6148	12	29-Jul-2025
Humidity & Temperature meter	R.S Components	1364	6149	12	12-Aug-2025
SAC Switch Unit	TUV SUD	TUV_SSU_001	6190	12	22-Dec-2024
EMI Test Receiver	Rohde & Schwarz	ESW44	6294	12	06-Jan-2025
10dB attenuator	RF-Lambda	RFS5G08B10SMF	6732	12	07-Jan-2025
1m Cable	Junkosha	MWX241-01000AMSAMS/B	6741	12	01-Feb-2025
Preamplifier	Hewlett Packard	HP8449B	6762	12	28-Feb-2025
8M SMA Cable	Junkosha	MWX221-08000AMSAMS/B	6833	12	14-Aug-2025
8M SMA Cable	Junkosha	MWX221-08000AMSAMS/B	6834	12	14-Aug-2025

Table 251

TU - Traceability Unscheduled
 O/P Mon - Output Monitored using calibrated equipment



2.7 Spurious Radiated Emissions

2.7.1 Specification Reference

FCC 47 CFR Part 15E, Clause 15.209 and 15.407 (b)

2.7.2 Equipment Under Test and Modification State

A3401, S/N: JVJC362FKV - Modification State 0

2.7.3 Date of Test

04-September-2024 to 24-September-2024

2.7.4 Test Method

Testing was performed in accordance with ANSI C63.10, clause 6.3, 6.5 and 6.6.

Tests were performed in HE20 CDD in 2TX MIMO mode, with measurements undertaken from 30 MHz to 40 GHz on channels 45 (6175 MHz), 105 (6475 MHz), 149 (6695 MHz), and 209 (6995 MHz).

For the purpose of this testing, spurious emissions were limited to 1 GHz to 40 GHz on all other test channels.

All testing was performed using the lowest data rate/modulation scheme for the applicable mode.

Plots for average measurements were taken in accordance with ANSI C63.10, clause 12.7.7.2 with max-hold trace to characterize the EUT. Where emissions were detected, final average measurements were taken in accordance with ANSI C63.10, clause 12.7.7.2 using an average trace.

The plots shown are the characterization of the EUT. The limits on the plots represent the most stringent case for restricted bands, (54/74 dBuV/m @ 3 m and 64/84 dBuV/m @ 1m) when compared to -27 dBm/MHz RMS EIRP and -7dBm/MHz Peak EIRP outside restricted bands. The limits shown have been used as a threshold to determine where further measurements are necessary. Where results are within 10dB of the limits shown on the plots, further investigation was carried out and reported in results tables.

The following conversion can be applied to convert from dBuV/m to uV/m:

$10^{(\text{Field Strength in dBuV/m}/20)}$.

EIRP was converted to field strength at 3m using the following formula:

Field Strength (dBuV/m at 3 m) = EIRP (dBm) + 95.2 dB

2.7.5 Example Test Setup Diagram

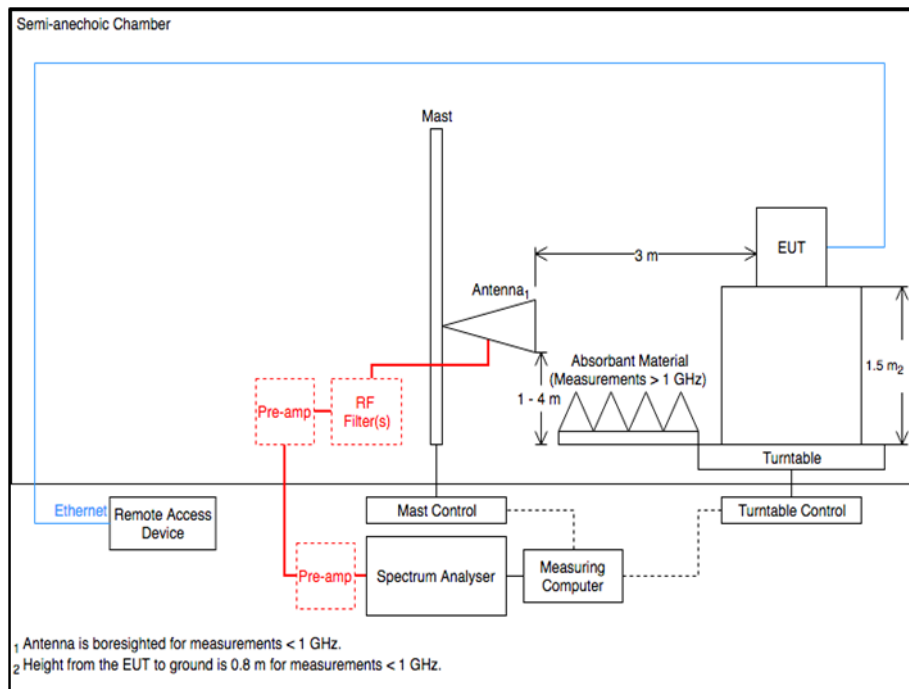


Figure 164 - Radiated Emissions Test Setup Diagram

2.7.6 Environmental Conditions

Ambient Temperature 22.0 - 23.6 °C
Relative Humidity 49.3 - 51.7 %



2.7.7 Test Results

6 GHz WLAN

Frequency (MHz)	Level (dB μ V/m)	Limit (dB μ V/m)	Margin (dB)	Detector	Angle (°)	Height (cm)	Polarisation
5457.667	36.32	54.00	-17.68	RMS	290	392	Horizontal
5459.858	39.85	54.00	-14.15	RMS	360	239	Vertical
5904.978	50.60	68.20	-17.60	RMS	351	312	Vertical

Table 252 - U-NII-5 - 5955 MHz (CH1), HE20, SU, CDD, Core 0 + Core 1, 1 GHz to 40 GHz

No other emissions found within 10 dB of the limit.

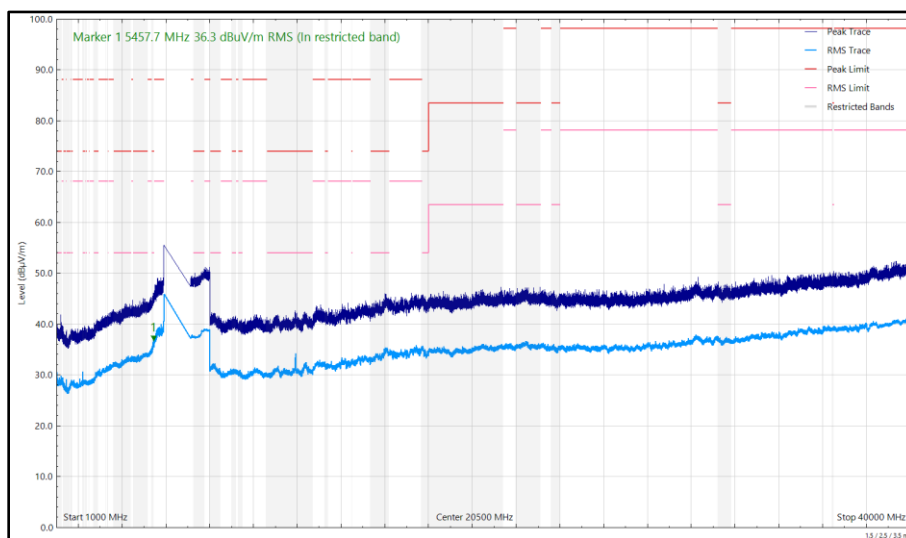


Figure 165 - U-NII-5 - 5955 MHz (CH1), HE20, SU, CDD, Core 0 + Core 1, 1 GHz to 40 GHz, Horizontal

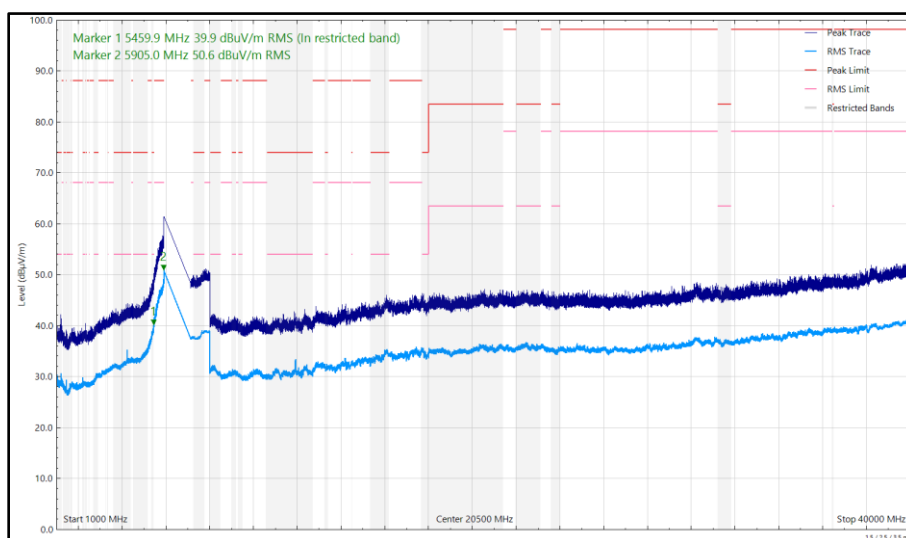


Figure 166 - U-NII-5 - 5955 MHz (CH1), HE20, SU, CDD, Core 0 + Core 1, 1 GHz to 40 GHz, Vertical



Frequency (MHz)	Level (dBµV/m)	Limit (dBµV/m)	Margin (dB)	Detector	Angle (°)	Height (cm)	Polarisation
5454.915	34.99	54.00	-19.01	RMS	42	390	Horizontal
5458.716	38.48	54.00	-15.52	RMS	0	297	Vertical
8233.250	37.07	54.00	-16.93	RMS	73	380	Horizontal
8233.295	38.97	54.00	-15.03	RMS	66	132	Vertical

Table 253 - U-NII-5 - 6175 MHz (CH45), HE20, SU, CDD, Core 0 + Core 1, 30 MHz to 40 GHz

No other emissions found within 10 dB of the limit.

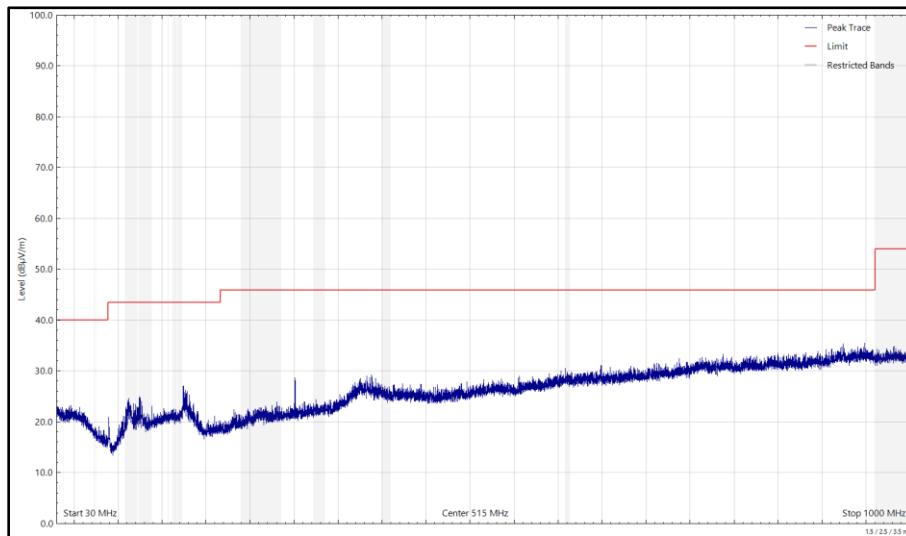


Figure 167 - U-NII-5 - 6175 MHz (CH45), HE20, SU, CDD, Core 0 + Core 1, 30 MHz to 1 GHz, Horizontal (Peak)

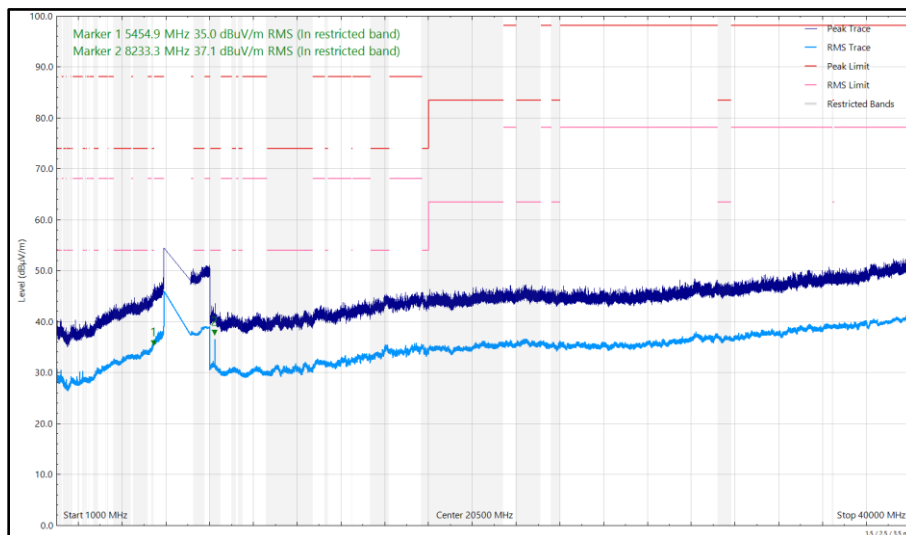


Figure 168 - U-NII-5 - 6175 MHz (CH45), HE20, SU, CDD, Core 0 + Core 1, 1 GHz to 40 GHz, Horizontal

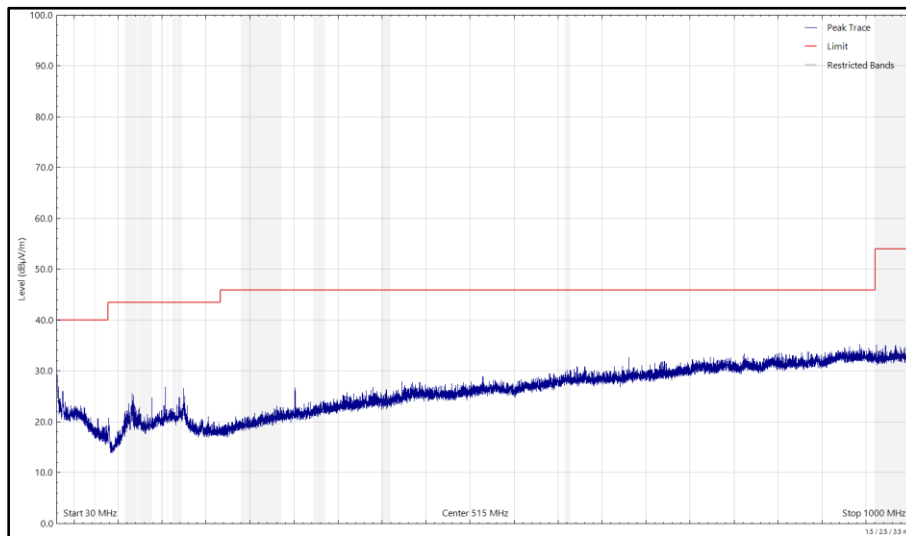


Figure 169 - U-NII-5 - 6175 MHz (CH45), HE20, SU, CDD, Core 0 + Core 1, 30 MHz to 1 GHz, Vertical (Peak)

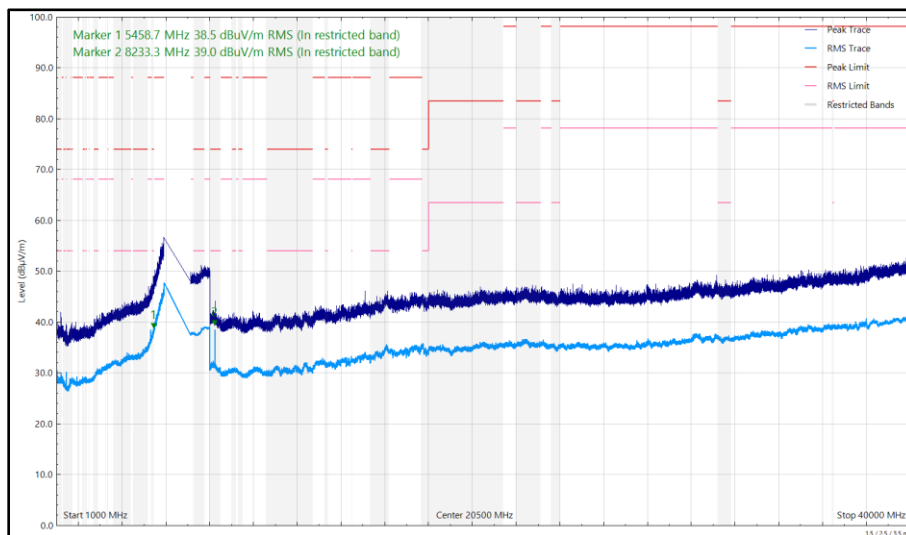


Figure 170 - U-NII-5 - 6175 MHz (CH45), HE20, SU, CDD, Core 0 + Core 1, 1 GHz to 40 GHz, Vertical



Frequency (MHz)	Level (dBμV/m)	Limit (dBμV/m)	Margin (dB)	Detector	Angle (°)	Height (cm)	Polarisation
5457.910	34.64	54.00	-19.36	RMS	117	129	Horizontal
5459.633	37.35	54.00	-16.65	RMS	360	220	Vertical

Table 254 - U-NII-5 - 6415 MHz (CH93), HE20, SU, CDD, Core 0 + Core 1, 1 GHz to 40 GHz

No other emissions found within 10 dB of the limit.

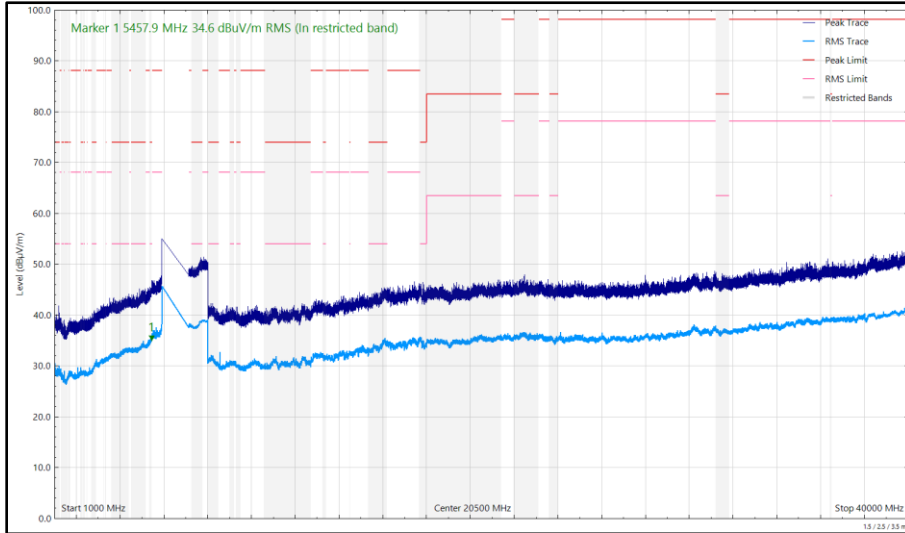


Figure 171 - U-NII-5 - 6415 MHz (CH93), HE20, SU, CDD, Core 0 + Core 1, 1 GHz to 40 GHz, Horizontal

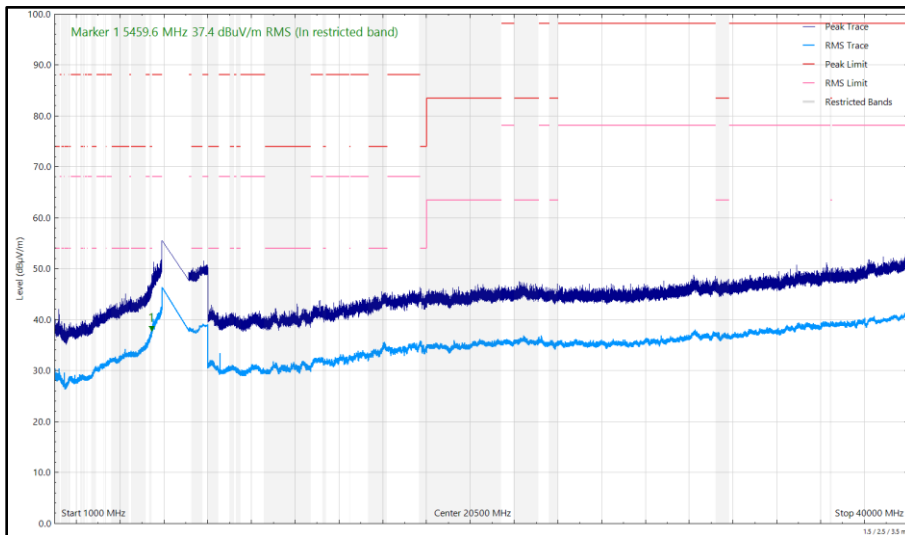


Figure 172 - U-NII-5 - 6415 MHz (CH93), HE20, SU, CDD, Core 0 + Core 1, 1 GHz to 40 GHz, Vertical



Frequency (MHz)	Level (dB μ V/m)	Limit (dB μ V/m)	Margin (dB)	Detector	Angle (°)	Height (cm)	Polarisation
5447.628	34.62	54.00	-19.38	RMS	4	102	Horizontal
5457.530	37.74	54.00	-16.26	RMS	0	316	Vertical

Table 255 - U-NII-6 - 6435 MHz (CH97), HE20, SU, CDD, Core 0 + Core 1, 1 GHz to 40 GHz

No other emissions found within 10 dB of the limit.

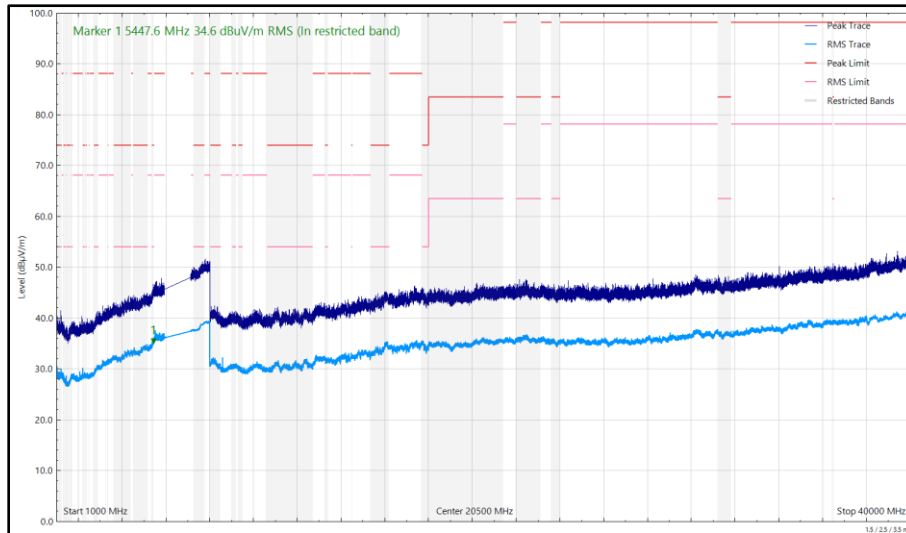


Figure 173 - U-NII-6 - 6435 MHz (CH97), HE20, SU, CDD, Core 0 + Core 1, 1 GHz to 40 GHz, Horizontal

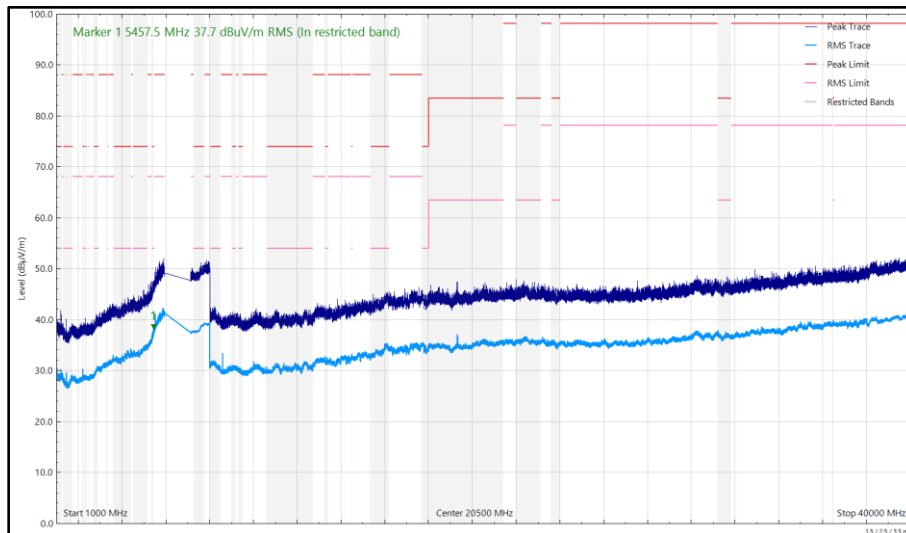


Figure 174 - U-NII-6 - 6435 MHz (CH97), HE20, SU, CDD, Core 0 + Core 1, 1 GHz to 40 GHz, Vertical



Frequency (MHz)	Level (dBµV/m)	Limit (dBµV/m)	Margin (dB)	Detector	Angle (°)	Height (cm)	Polarisation
30.070	25.39	40.00	-14.61	Q-Peak	5	100	Vertical
5458.244	36.58	54.00	-17.42	RMS	360	100	Horizontal
5459.066	36.32	54.00	-17.68	RMS	33	100	Vertical

Table 256 - U-NII-6 - 6475 MHz (CH105), HE20, SU, CDD, Core 0 + Core 1, 30 MHz to 40 GHz

No other emissions found within 10 dB of the limit.

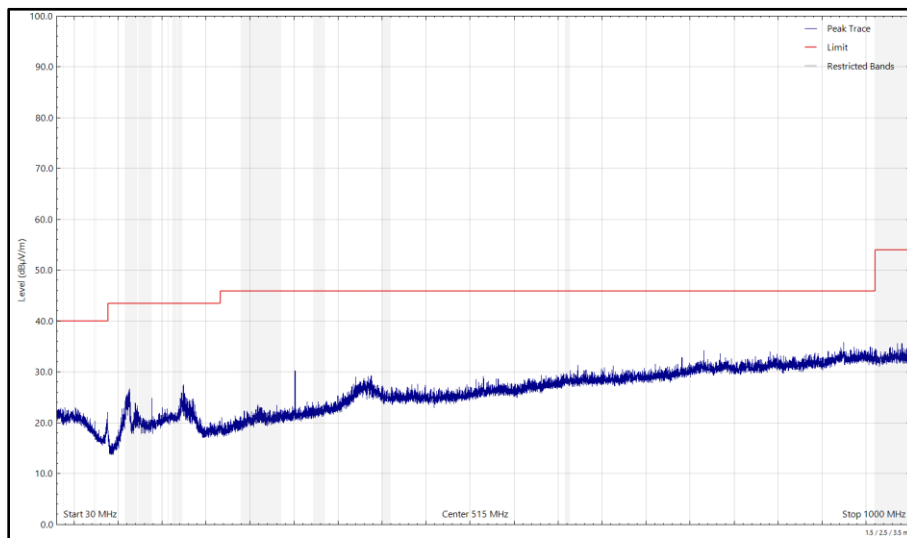


Figure 175 - U-NII-6 - 6475 MHz (CH105), HE20, SU, CDD, Core 0 + Core 1, 30 MHz to 1 GHz, Horizontal (Peak)

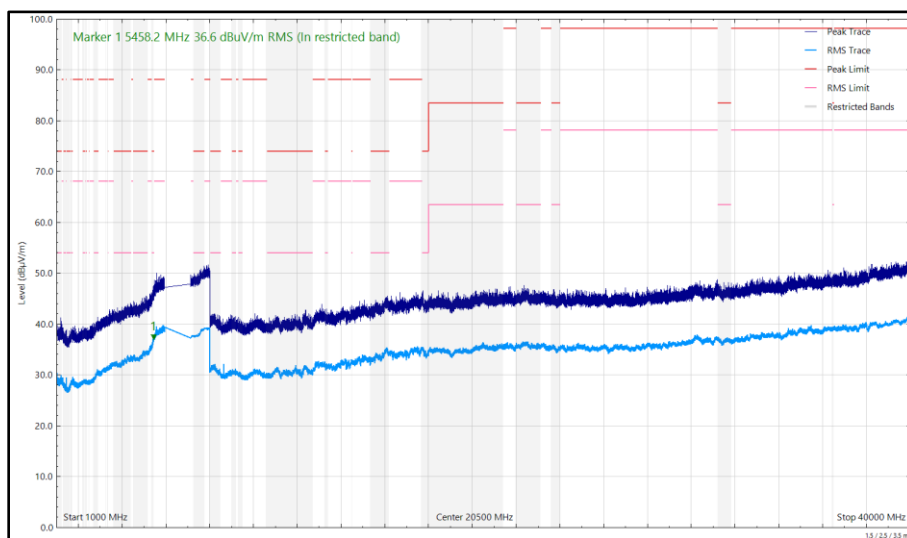


Figure 176 - U-NII-6 - 6475 MHz (CH105), HE20, SU, CDD, Core 0 + Core 1, 1 GHz to 40 GHz, Horizontal

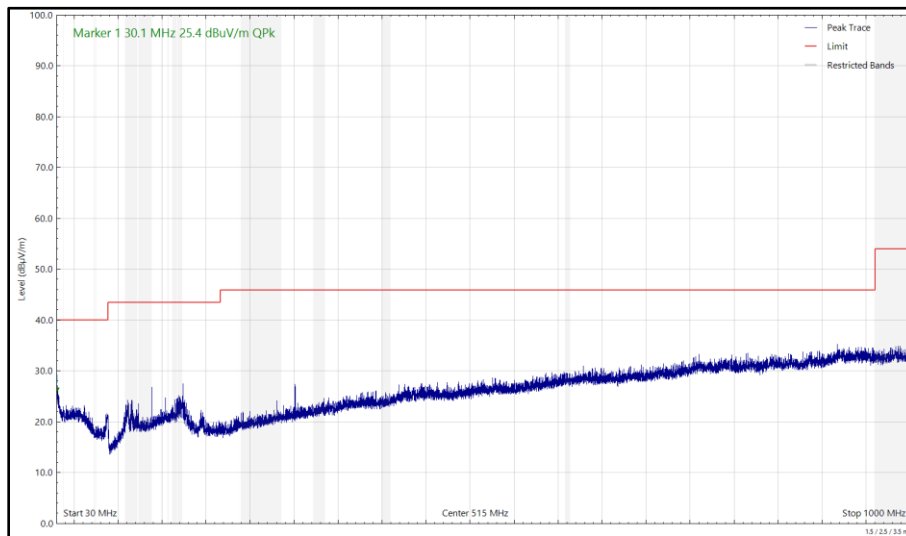


Figure 177 - U-NII-6 - 6475 MHz (CH105), HE20, SU, CDD, Core 0 + Core 1, 30 MHz to 1 GHz, Vertical (Peak)

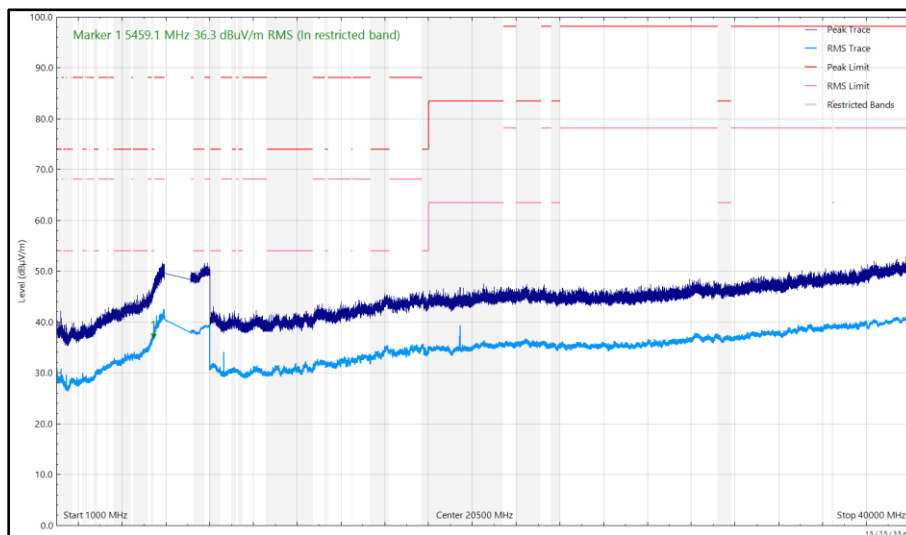


Figure 178 - U-NII-6 - 6475 MHz (CH105), HE20, SU, CDD, Core 0 + Core 1, 1 GHz to 40 GHz, Vertical



Frequency (MHz)	Level (dBµV/m)	Limit (dBµV/m)	Margin (dB)	Detector	Angle (°)	Height (cm)	Polarisation
5438.378	37.00	54.00	-17.00	RMS	2	255	Vertical
5458.944	34.67	54.00	-19.33	RMS	265	101	Vertical
5459.283	34.56	54.00	-19.44	RMS	350	347	Horizontal
7744.520	38.70	54.00	-15.30	RMS	163	280	Vertical
7749.504	38.69	54.00	-15.31	RMS	39	223	Horizontal

Table 257 - U-NII-6 - 6515 MHz (CH113), HE20, SU, CDD, Core 0 + Core 1, 1 GHz to 40 GHz

No other emissions found within 10 dB of the limit.

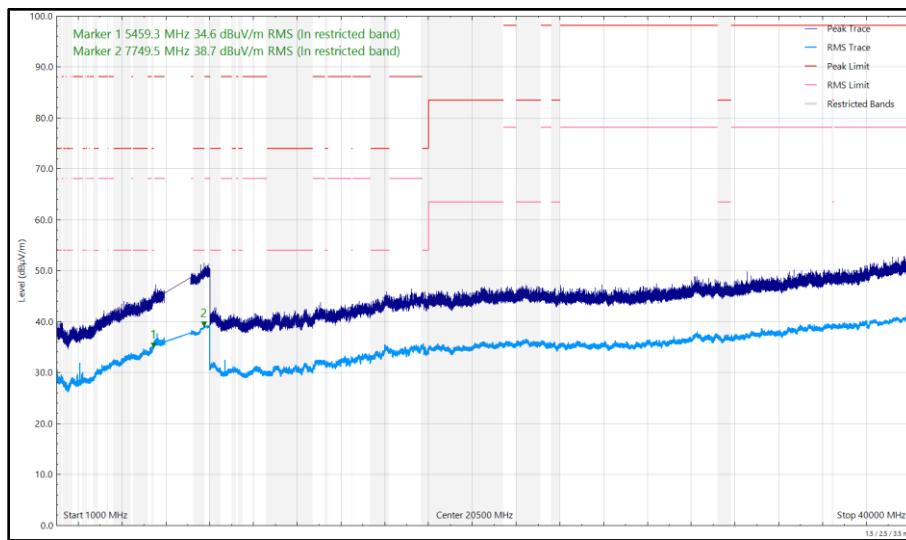


Figure 179 - U-NII-6 - 6515 MHz (CH113), HE20, SU, CDD, Core 0 + Core 1, 1 GHz to 40 GHz, Horizontal

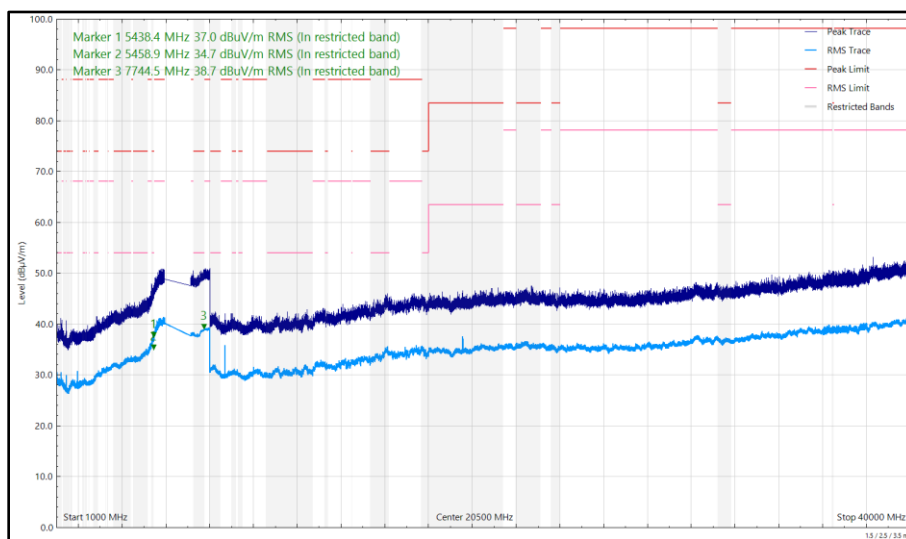


Figure 180 - U-NII-6 - 6515 MHz (CH113), HE20, SU, CDD, Core 0 + Core 1, 1 GHz to 40 GHz, Vertical



Frequency (MHz)	Level (dBμV/m)	Limit (dBμV/m)	Margin (dB)	Detector	Angle (°)	Height (cm)	Polarisation
5443.153	34.65	54.00	-19.35	RMS	107	292	Horizontal
5459.884	37.13	54.00	-16.87	RMS	358	315	Vertical
7724.092	38.55	54.00	-15.45	RMS	360	175	Vertical
7738.212	38.63	54.00	-15.37	RMS	10	191	Horizontal

Table 258 - U-NII-7 - 6535 MHz (CH117), HE20, SU, CDD, Core 0 + Core 1, 1 GHz to 40 GHz

No other emissions found within 10 dB of the limit.

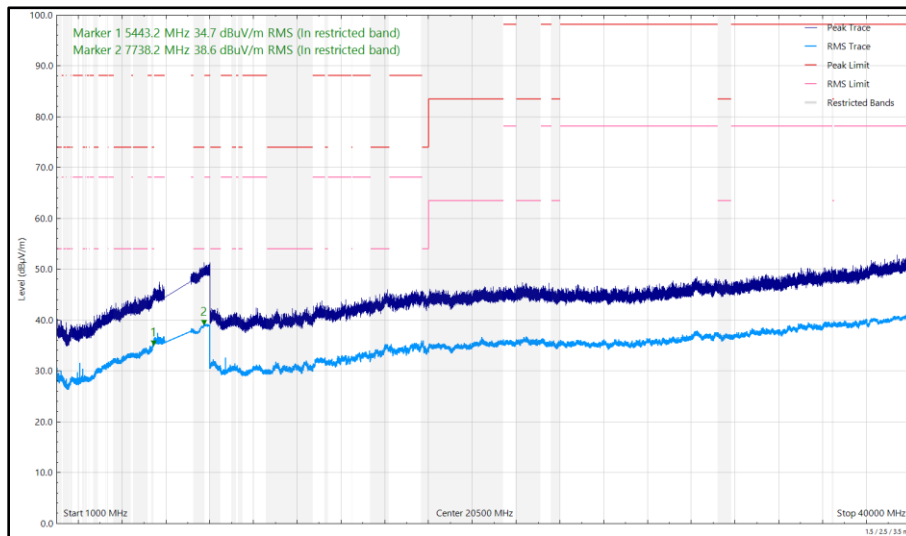


Figure 181 - U-NII-7 - 6535 MHz (CH117), HE20, SU, CDD, Core 0 + Core 1, 1 GHz to 40 GHz, Horizontal

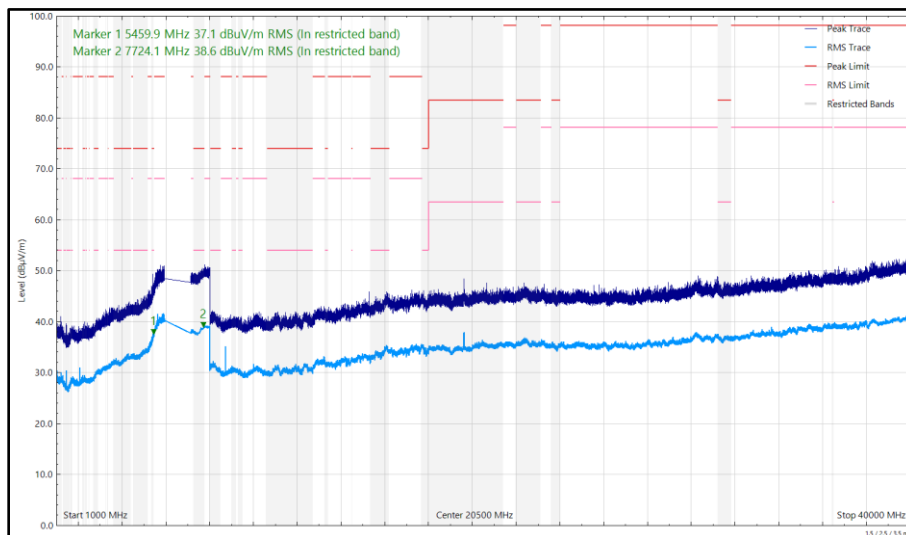


Figure 182 - U-NII-7 - 6535 MHz (CH117), HE20, SU, CDD, Core 0 + Core 1, 1 GHz to 40 GHz, Vertical



Frequency (MHz)	Level (dBμV/m)	Limit (dBμV/m)	Margin (dB)	Detector	Angle (°)	Height (cm)	Polarisation
30.025	25.92	40.00	-14.08	Q-Peak	2	100	Vertical
5457.262	34.59	54.00	-19.41	RMS	1	208	Horizontal
5459.970	36.49	54.00	-17.51	RMS	350	329	Vertical
7730.630	38.58	54.00	-15.42	RMS	345	389	Horizontal
7740.189	38.62	54.00	-15.38	RMS	138	338	Vertical

Table 259 - U-NII-7 - 6695 MHz (CH149), HE20, SU, CDD, Core 0 + Core 1, 30 MHz to 40 GHz

No other emissions found within 10 dB of the limit.

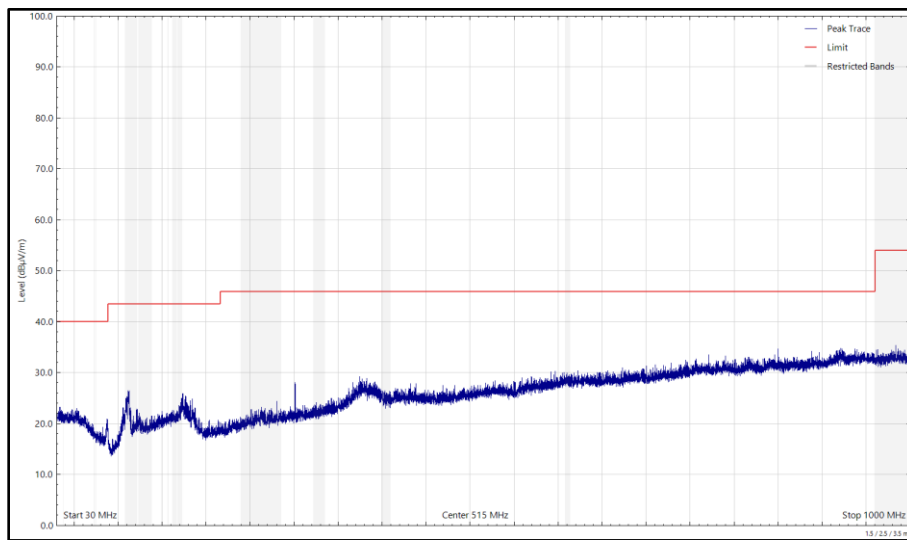


Figure 183 - U-NII-7 - 6695 MHz (CH149), HE20, SU, CDD, Core 0 + Core 1, 30 MHz to 1 GHz, Horizontal (Peak)

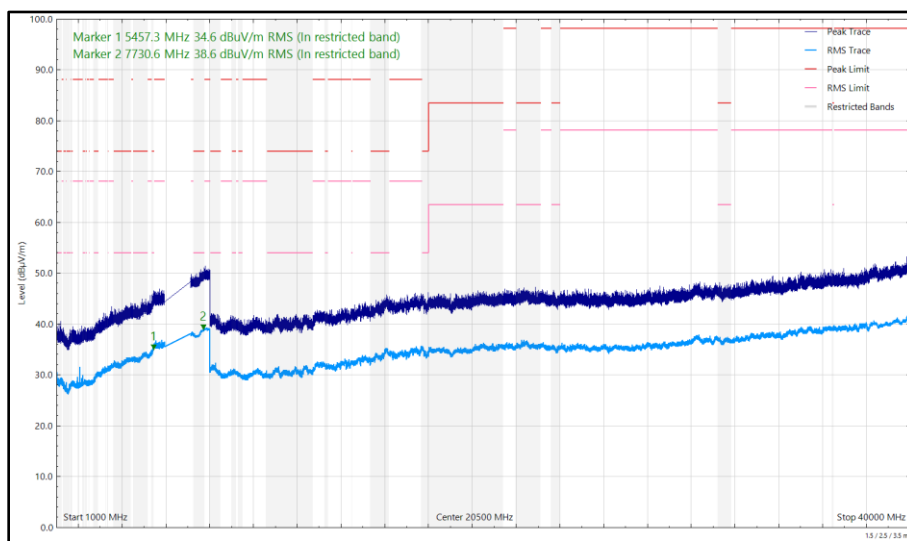


Figure 184 - U-NII-7 - 6695 MHz (CH149), HE20, SU, CDD, Core 0 + Core 1, 1 GHz to 40 GHz, Horizontal

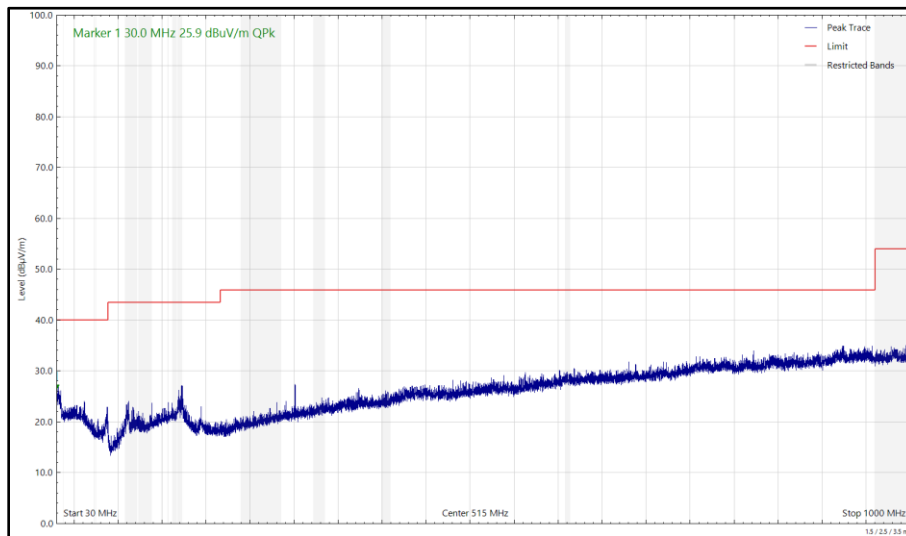


Figure 185 - U-NII-7 - 6695 MHz (CH149), HE20, SU, CDD, Core 0 + Core 1, 30 MHz to 1 GHz, Vertical (Peak)

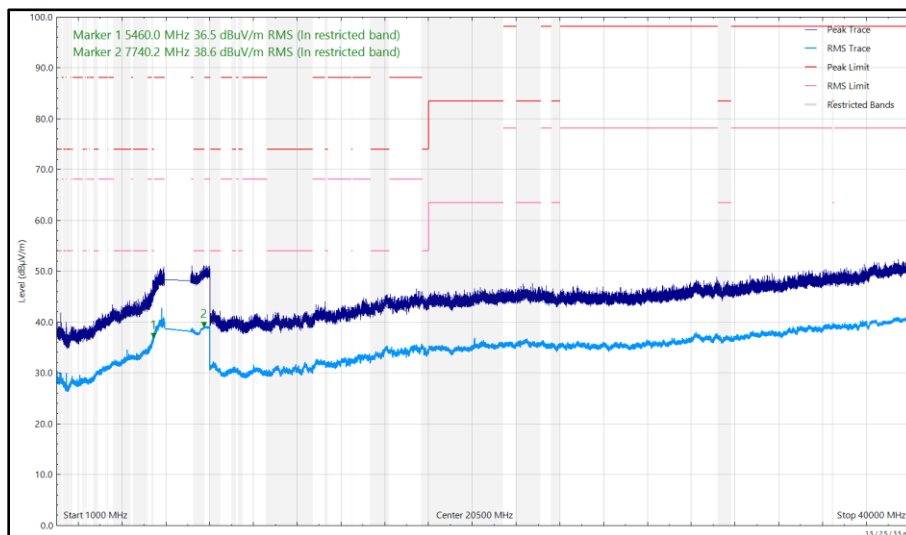


Figure 186 - U-NII-7 - 6695 MHz (CH149), HE20, SU, CDD, Core 0 + Core 1, 1 GHz to 40 GHz, Vertical