



Test Configuration			
Frequency Range:	5.925-6.425 GHz 6.425-6.525 GHz 6.525-6.875 GHz 6.875-7.125 GHz	Band:	U-NII-5 U-NII-6 U-NII-7 U-NII-8
Limit Clause(s):	15.407(a)(8)	Test Method(s):	C63.10 12.4.2.4 C63.10 12.6
Additional Reference(s):	-		
Note(s):	DCCF was added to the spectrum analyser reference level offset.		

DUT Configuration			
Mode:	802.11ax HE160 SU LPI	Duty Cycle (%):	92.7
Modulation Coding Scheme:	MCS2x1	DCCF (dB):	0.33
Antenna Configuration:	SISO	Peak Antenna Gain (dBi):	5.20
Active Port(s):	A B (Core 0   Core 1)	Active Chain(s):	0 1

Test Frequency (MHz)	PSD (dBm / MHz)					Gain (dBi)	EIRP (dBm)	EIRP Limit (dBm)	EIRP Margin (dB)
	A	B	C	D	Σ				
6025	-	-8.44	-	-	-8.44	5.10	-3.34	-1.00	-2.34
6185	-7.51	-	-	-	-7.51	4.70	-2.81	-1.00	-1.81
6345	-7.82	-	-	-	-7.82	5.20	-2.62	-1.00	-1.62
6505	-7.82	-	-	-	-7.82	5.10	-2.72	-1.00	-1.72
6665	-8.52	-	-	-	-8.52	5.10	-3.42	-1.00	-2.42
6825	-8.23	-	-	-	-8.23	5.10	-3.13	-1.00	-2.13
6985	-6.58	-	-	-	-6.58	3.40	-3.18	-1.00	-2.18

**Table 174 - Maximum Power Spectral Density Results**



Test Configuration			
Frequency Range:	5.925-6.425 GHz 6.425-6.525 GHz 6.525-6.875 GHz 6.875-7.125 GHz	Band:	U-NII-5 U-NII-6 U-NII-7 U-NII-8
Limit Clause(s):	15.407(a)(8)	Test Method(s):	C63.10 12.4.2.4 C63.10 12.6
Additional Reference(s):	-		
Note(s):	DCCF was added to the spectrum analyser reference level offset.		

DUT Configuration			
Mode:	802.11ax HE20 RU26 LPI	Duty Cycle (%):	97.0
Modulation Coding Scheme:	MCS2x1	DCCF (dB):	0.13
Antenna Configuration:	SISO	Peak Antenna Gain (dBi):	5.20
Active Port(s):	A B (Core 0   Core 1)	Active Chain(s):	0 1

Test Frequency (MHz)	PSD (dBm / MHz)					Gain (dBi)	EIRP (dBm)	EIRP Limit (dBm)	EIRP Margin (dB)
	A	B	C	D	Σ				
5955 (RU26.0)	-	-8.24	-	-	-8.24	5.10	-3.14	-1.00	-2.14
6175 (RU26.0)	-8.77	-	-	-	-8.77	4.70	-4.07	-1.00	-3.07
6415 (RU26.8)	-8.49	-	-	-	-8.49	5.20	-3.29	-1.00	-2.29
6435 (RU26.0)	-7.90	-	-	-	-7.90	4.40	-3.50	-1.00	-2.50
6475 (RU26.0)	-8.25	-	-	-	-8.25	4.40	-3.85	-1.00	-2.85
6515 (RU26.8)	-8.53	-	-	-	-8.53	4.40	-4.13	-1.00	-3.13
6535 (RU26.0)	-8.94	-	-	-	-8.94	5.10	-3.84	-1.00	-2.84
6695 (RU26.0)	-9.75	-	-	-	-9.75	5.10	-4.65	-1.00	-3.65
6855 (RU26.8)	-8.50	-	-	-	-8.50	5.10	-3.40	-1.00	-2.40
6875 (RU26.3)	-9.00	-	-	-	-9.00	5.10	-3.90	-1.00	-2.90
6875 (RU26.5)	-8.64	-	-	-	-8.64	3.40	-5.24	-1.00	-4.24
6895 (RU26.0)	-7.11	-	-	-	-7.11	3.40	-3.71	-1.00	-2.71
6995 (RU26.0)	-6.55	-	-	-	-6.55	3.40	-3.15	-1.00	-2.15
7095 (RU26.8)	-6.71	-	-	-	-6.71	3.40	-3.31	-1.00	-2.31

**Table 175 - Maximum Power Spectral Density Results**



Test Configuration			
Frequency Range:	5.925-6.425 GHz 6.425-6.525 GHz 6.525-6.875 GHz 6.875-7.125 GHz	Band:	U-NII-5 U-NII-6 U-NII-7 U-NII-8
Limit Clause(s):	15.407(a)(8)	Test Method(s):	C63.10 12.4.2.4 C63.10 12.6
Additional Reference(s):	-		
Note(s):	DCCF was added to the spectrum analyser reference level offset.		

DUT Configuration			
Mode:	802.11ax HE20 RU52 LPI	Duty Cycle (%):	97.0
Modulation Coding Scheme:	MCS2x1	DCCF (dB):	0.13
Antenna Configuration:	SISO	Peak Antenna Gain (dBi):	5.20
Active Port(s):	A B (Core 0   Core 1)	Active Chain(s):	0 1

Test Frequency (MHz)	PSD (dBm / MHz)					Gain (dBi)	EIRP (dBm)	EIRP Limit (dBm)	EIRP Margin (dB)
	A	B	C	D	Σ				
5955 (RU52.37)	-	-7.64	-	-	-7.64	5.10	-2.54	-1.00	-1.54
6175 (RU52.37)	-8.53	-	-	-	-8.53	4.70	-3.83	-1.00	-2.83
6415 (RU52.40)	-8.51	-	-	-	-8.51	5.20	-3.31	-1.00	-2.31
6435 (RU52.37)	-7.14	-	-	-	-7.14	4.40	-2.74	-1.00	-1.74
6475 (RU52.37)	-7.86	-	-	-	-7.86	4.40	-3.46	-1.00	-2.46
6515 (RU52.40)	-7.82	-	-	-	-7.82	4.40	-3.42	-1.00	-2.42
6535 (RU52.37)	-8.64	-	-	-	-8.64	5.10	-3.54	-1.00	-2.54
6695 (RU52.37)	-8.75	-	-	-	-8.75	5.10	-3.65	-1.00	-2.65
6855 (RU52.40)	-8.70	-	-	-	-8.70	5.10	-3.60	-1.00	-2.60
6875 (RU52.38)	-8.41	-	-	-	-8.41	5.10	-3.31	-1.00	-2.31
6875 (RU52.39)	-8.47	-	-	-	-8.47	3.40	-5.07	-1.00	-4.07
6895 (RU52.37)	-6.91	-	-	-	-6.91	3.40	-3.51	-1.00	-2.51
6995 (RU52.37)	-6.62	-	-	-	-6.62	3.40	-3.22	-1.00	-2.22
7095 (RU52.40)	-6.68	-	-	-	-6.68	3.40	-3.28	-1.00	-2.28

**Table 176 - Maximum Power Spectral Density Results**



Test Configuration			
Frequency Range:	5.925-6.425 GHz 6.425-6.525 GHz 6.525-6.875 GHz 6.875-7.125 GHz	Band:	U-NII-5 U-NII-6 U-NII-7 U-NII-8
Limit Clause(s):	15.407(a)(8)	Test Method(s):	C63.10 12.4.2.4 C63.10 12.6
Additional Reference(s):	-		
Note(s):	DCCF was added to the spectrum analyser reference level offset.		

DUT Configuration			
Mode:	802.11ax HE20 RU106 LPI	Duty Cycle (%):	97.0
Modulation Coding Scheme:	MCS2x1	DCCF (dB):	0.13
Antenna Configuration:	SISO	Peak Antenna Gain (dBi):	5.20
Active Port(s):	A B (Core 0   Core 1)	Active Chain(s):	0 1

Test Frequency (MHz)	PSD (dBm / MHz)					Gain (dBi)	EIRP (dBm)	EIRP Limit (dBm)	EIRP Margin (dB)
	A	B	C	D	Σ				
5955 (RU106.53)	-	-7.92	-	-	-7.92	5.10	-2.82	-1.00	-1.82
6175 (RU106.53)	-8.38	-	-	-	-8.38	4.70	-3.68	-1.00	-2.68
6415 (RU106.54)	-8.27	-	-	-	-8.27	5.20	-3.07	-1.00	-2.07
6435 (RU106.53)	-7.47	-	-	-	-7.47	4.40	-3.07	-1.00	-2.07
6475 (RU106.53)	-7.52	-	-	-	-7.52	4.40	-3.12	-1.00	-2.12
6515 (RU106.54)	-7.61	-	-	-	-7.61	4.40	-3.21	-1.00	-2.21
6535 (RU106.53)	-8.50	-	-	-	-8.50	5.10	-3.40	-1.00	-2.40
6695 (RU106.53)	-8.48	-	-	-	-8.48	5.10	-3.38	-1.00	-2.38
6855 (RU106.54)	-8.34	-	-	-	-8.34	5.10	-3.24	-1.00	-2.24
6875 (RU106.53)	-8.19	-	-	-	-8.19	5.10	-3.09	-1.00	-2.09
6875 (RU106.54)	-8.39	-	-	-	-8.39	3.40	-4.99	-1.00	-3.99
6895 (RU106.53)	-6.47	-	-	-	-6.47	3.40	-3.07	-1.00	-2.07
6995 (RU106.53)	-6.57	-	-	-	-6.57	3.40	-3.17	-1.00	-2.17
7095 (RU106.54)	-6.20	-	-	-	-6.20	3.40	-2.80	-1.00	-1.80

**Table 177 - Maximum Power Spectral Density Results**



Test Configuration			
Frequency Range:	5.925-6.425 GHz 6.525-6.875 GHz	Band:	U-NII-5 U-NII-7
Limit Clause(s):	15.407(a)(7)	Test Method(s):	C63.10 12.4.2.4 C63.10 12.6
Additional Reference(s):	-		
Note(s):	DCCF was added to the spectrum analyser reference level offset.		

DUT Configuration			
Mode:	802.11a SP	Duty Cycle (%):	97.7
Data Rate:	12 Mbps	DCCF (dB):	0.10
Antenna Configuration:	SISO	Peak Antenna Gain (dBi):	5.20
Active Port(s):	A B (Core 0   Core 1)	Active Chain(s):	0 1

Test Frequency (MHz)	PSD (dBm / MHz)					Gain (dBi)	EIRP (dBm)	EIRP Limit (dBm)	EIRP Margin (dB)
	A	B	C	D	Σ				
5955	-	10.17	-	-	10.17	5.10	15.27	17.00	-1.73
6175	9.25	-	-	-	9.25	4.70	13.95	17.00	-3.05
6415	9.37	-	-	-	9.37	5.20	14.57	17.00	-2.43
6535	9.40	-	-	-	9.40	5.10	14.50	17.00	-2.50
6695	9.56	-	-	-	9.56	5.10	14.66	17.00	-2.34
6855	9.40	-	-	-	9.40	5.10	14.50	17.00	-2.50

**Table 178 - Maximum Power Spectral Density Results**



Test Configuration			
Frequency Range:	5.925-6.425 GHz 6.525-6.875 GHz	Band:	U-NII-5 U-NII-7
Limit Clause(s):	15.407(a)(7)	Test Method(s):	C63.10 12.4.2.4 C63.10 12.6
Additional Reference(s):	-		
Note(s):	DCCF was added to the spectrum analyser reference level offset.		

DUT Configuration			
Mode:	802.11ax HE20 SU SP	Duty Cycle (%):	95.9
Modulation Coding Scheme:	MCS2x1	DCCF (dB):	0.18
Antenna Configuration:	SISO	Peak Antenna Gain (dBi):	5.20
Active Port(s):	A B (Core 0   Core 1)	Active Chain(s):	0 1

Test Frequency (MHz)	PSD (dBm / MHz)					Gain (dBi)	EIRP (dBm)	EIRP Limit (dBm)	EIRP Margin (dB)
	A	B	C	D	Σ				
5955	-	9.38	-	-	9.38	5.10	14.48	17.00	-2.52
6175	8.86	-	-	-	8.86	4.70	13.56	17.00	-3.44
6415	8.94	-	-	-	8.94	5.20	14.14	17.00	-2.86
6535	8.97	-	-	-	8.97	5.10	14.07	17.00	-2.93
6695	8.95	-	-	-	8.95	5.10	14.05	17.00	-2.95
6855	8.79	-	-	-	8.79	5.10	13.89	17.00	-3.11

**Table 179 - Maximum Power Spectral Density Results**



Test Configuration			
Frequency Range:	5.925-6.425 GHz 6.525-6.875 GHz	Band:	U-NII-5 U-NII-7
Limit Clause(s):	15.407(a)(7)	Test Method(s):	C63.10 12.4.2.4 C63.10 12.6
Additional Reference(s):	-		
Note(s):	DCCF was added to the spectrum analyser reference level offset.		

DUT Configuration			
Mode:	802.11ax HE40 SU SP	Duty Cycle (%):	89.4
Modulation Coding Scheme:	MCS2x1	DCCF (dB):	0.49
Antenna Configuration:	SISO	Peak Antenna Gain (dBi):	5.20
Active Port(s):	A B (Core 0   Core 1)	Active Chain(s):	0 1

Test Frequency (MHz)	PSD (dBm / MHz)					Gain (dBi)	EIRP (dBm)	EIRP Limit (dBm)	EIRP Margin (dB)
	A	B	C	D	Σ				
5965	-	6.72	-	-	6.72	5.10	11.82	17.00	-5.18
6165	6.33	-	-	-	6.33	4.70	11.03	17.00	-5.97
6405	6.78	-	-	-	6.78	5.20	11.98	17.00	-5.02
6565	6.34	-	-	-	6.34	5.10	11.44	17.00	-5.56
6685	6.25	-	-	-	6.25	5.10	11.35	17.00	-5.65
6845	6.55	-	-	-	6.55	5.10	11.65	17.00	-5.35

**Table 180 - Maximum Power Spectral Density Results**



Test Configuration			
Frequency Range:	5.925-6.425 GHz 6.525-6.875 GHz	Band:	U-NII-5 U-NII-7
Limit Clause(s):	15.407(a)(7)	Test Method(s):	C63.10 12.4.2.4 C63.10 12.6
Additional Reference(s):	-		
Note(s):	DCCF was added to the spectrum analyser reference level offset.		

DUT Configuration			
Mode:	802.11ax HE80 SU SP	Duty Cycle (%):	92.9
Modulation Coding Scheme:	MCS2x1	DCCF (dB):	0.32
Antenna Configuration:	SISO	Peak Antenna Gain (dBi):	5.20
Active Port(s):	A B (Core 0   Core 1)	Active Chain(s):	0 1

Test Frequency (MHz)	PSD (dBm / MHz)					Gain (dBi)	EIRP (dBm)	EIRP Limit (dBm)	EIRP Margin (dB)
	A	B	C	D	$\Sigma$				
5985	-	2.70	-	-	2.70	5.10	7.80	17.00	-9.20
6145	3.07	-	-	-	3.07	4.70	7.77	17.00	-9.23
6385	3.73	-	-	-	3.73	5.20	8.93	17.00	-8.07
6625	3.10	-	-	-	3.10	5.10	8.20	17.00	-8.80
6705	3.39	-	-	-	3.39	5.10	8.49	17.00	-8.51
6785	3.34	-	-	-	3.34	5.10	8.44	17.00	-8.56

**Table 181 - Maximum Power Spectral Density Results**





Test Configuration			
Frequency Range:	5.925-6.425 GHz 6.525-6.875 GHz	Band:	U-NII-5 U-NII-7
Limit Clause(s):	15.407(a)(7)	Test Method(s):	C63.10 12.4.2.4 C63.10 12.6
Additional Reference(s):	-		
Note(s):	DCCF was added to the spectrum analyser reference level offset.		

DUT Configuration			
Mode:	802.11ax HE160 SU SP	Duty Cycle (%):	83.2
Modulation Coding Scheme:	MCS2x1	DCCF (dB):	0.80
Antenna Configuration:	SISO	Peak Antenna Gain (dBi):	5.20
Active Port(s):	A B (Core 0   Core 1)	Active Chain(s):	0 1

Test Frequency (MHz)	PSD (dBm / MHz)					Gain (dBi)	EIRP (dBm)	EIRP Limit (dBm)	EIRP Margin (dB)
	A	B	C	D	Σ				
6025	-	-0.96	-	-	-0.96	5.10	4.14	17.00	-12.86
6185	-0.25	-	-	-	-0.25	4.70	4.45	17.00	-12.55
6345	-0.41	-	-	-	-0.41	5.20	4.79	17.00	-12.21
6665	-1.15	-	-	-	-1.15	5.10	3.95	17.00	-13.05

**Table 182 - Maximum Power Spectral Density Results**



Test Configuration			
Frequency Range:	5.925-6.425 GHz 6.525-6.875 GHz	Band:	U-NII-5 U-NII-7
Limit Clause(s):	15.407(a)(7)	Test Method(s):	C63.10 12.4.2.4 C63.10 12.6
Additional Reference(s):	-		
Note(s):	DCCF was added to the spectrum analyser reference level offset.		

DUT Configuration			
Mode:	802.11ax HE20 RU26 SP	Duty Cycle (%):	97.2
Modulation Coding Scheme:	MCS2x1	DCCF (dB):	0.13
Antenna Configuration:	SISO	Peak Antenna Gain (dBi):	5.20
Active Port(s):	A B (Core 0   Core 1)	Active Chain(s):	0 1

Test Frequency (MHz)	PSD (dBm / MHz)					Gain (dBi)	EIRP (dBm)	EIRP Limit (dBm)	EIRP Margin (dB)
	A	B	C	D	$\Sigma$				
5955 (RU26.0)	-	9.68	-	-	9.68	5.10	14.78	17.00	-2.22
6175 (RU26.0)	9.20	-	-	-	9.20	4.70	13.90	17.00	-3.10
6415 (RU26.8)	9.15	-	-	-	9.15	5.20	14.35	17.00	-2.65
6535 (RU26.0)	9.13	-	-	-	9.13	5.10	14.23	17.00	-2.77
6695 (RU26.0)	9.00	-	-	-	9.00	5.10	14.10	17.00	-2.90
6855 (RU26.8)	9.05	-	-	-	9.05	5.10	14.15	17.00	-2.85

**Table 183 - Maximum Power Spectral Density Results**



Test Configuration			
Frequency Range:	5.925-6.425 GHz 6.525-6.875 GHz	Band:	U-NII-5 U-NII-7
Limit Clause(s):	15.407(a)(7)	Test Method(s):	C63.10 12.4.2.4 C63.10 12.6
Additional Reference(s):	-		
Note(s):	DCCF was added to the spectrum analyser reference level offset.		

DUT Configuration			
Mode:	802.11ax HE20 RU52 SP	Duty Cycle (%):	97.0
Modulation Coding Scheme:	MCS2x1	DCCF (dB):	0.13
Antenna Configuration:	SISO	Peak Antenna Gain (dBi):	5.20
Active Port(s):	A B (Core 0   Core 1)	Active Chain(s):	0 1

Test Frequency (MHz)	PSD (dBm / MHz)					Gain (dBi)	EIRP (dBm)	EIRP Limit (dBm)	EIRP Margin (dB)
	A	B	C	D	Σ				
5955 (RU52.37)	-	9.57	-	-	9.57	5.10	14.67	17.00	-2.33
6175 (RU52.37)	9.87	-	-	-	9.87	4.70	14.57	17.00	-2.43
6415 (RU52.40)	9.27	-	-	-	9.27	5.20	14.47	17.00	-2.53
6535 (RU52.37)	9.22	-	-	-	9.22	5.10	14.32	17.00	-2.68
6695 (RU52.37)	9.26	-	-	-	9.26	5.10	14.36	17.00	-2.64
6855 (RU52.40)	9.40	-	-	-	9.40	5.10	14.50	17.00	-2.50

**Table 184 - Maximum Power Spectral Density Results**



Test Configuration			
Frequency Range:	5.925-6.425 GHz 6.525-6.875 GHz	Band:	U-NII-5 U-NII-7
Limit Clause(s):	15.407(a)(7)	Test Method(s):	C63.10 12.4.2.4 C63.10 12.6
Additional Reference(s):	-		
Note(s):	DCCF was added to the spectrum analyser reference level offset.		

DUT Configuration			
Mode:	802.11ax HE20 RU106 SP	Duty Cycle (%):	97.8
Modulation Coding Scheme:	MCS2x1	DCCF (dB):	0.09
Antenna Configuration:	SISO	Peak Antenna Gain (dBi):	5.20
Active Port(s):	A B (Core 0   Core 1)	Active Chain(s):	0 1

Test Frequency (MHz)	PSD (dBm / MHz)					Gain (dBi)	EIRP (dBm)	EIRP Limit (dBm)	EIRP Margin (dB)
	A	B	C	D	Σ				
5955 (RU106.53)	-	9.87	-	-	9.87	5.10	14.97	17.00	-2.03
6175 (RU106.53)	10.02	-	-	-	10.02	4.70	14.72	17.00	-2.28
6415 (RU106.54)	9.69	-	-	-	9.69	5.20	14.89	17.00	-2.11
6535 (RU106.53)	9.50	-	-	-	9.50	5.10	14.60	17.00	-2.40
6695 (RU106.53)	9.66	-	-	-	9.66	5.10	14.76	17.00	-2.24
6855 (RU106.54)	9.65	-	-	-	9.65	5.10	14.75	17.00	-2.25

**Table 185 - Maximum Power Spectral Density Results**



Test Configuration			
Frequency Range:	5.925-6.425 GHz 6.525-6.875 GHz	Band:	U-NII-5 U-NII-7
Limit Clause(s):	15.407(a)(9)	Test Method(s):	C63.10 12.4.2.4 C63.10 12.6
Additional Reference(s):	-		
Note(s):	DCCF was added to the spectrum analyser reference level offset.		

DUT Configuration			
Mode:	802.11a VLP	Duty Cycle (%):	96.7
Data Rate:	12 Mbps	DCCF (dB):	0.15
Antenna Configuration:	SISO	Peak Antenna Gain (dBi):	5.20
Active Port(s):	A (Core 0)	Active Chain(s):	0 1

Test Frequency (MHz)	PSD (dBm / MHz)					Gain (dBi)	EIRP (dBm)	EIRP Limit (dBm)	EIRP Margin (dB)
	A	B	C	D	Σ				
6115	-12.14	-	-	-	-12.14	4.70	-7.44	-5.00	-2.44
6275	-12.62	-	-	-	-12.62	5.20	-7.42	-5.00	-2.42
6415	-12.36	-	-	-	-12.36	5.20	-7.16	-5.00	-2.16
6535	-12.66	-	-	-	-12.66	5.10	-7.56	-5.00	-2.56
6695	-12.55	-	-	-	-12.55	5.10	-7.45	-5.00	-2.45
6855	-12.21	-	-	-	-12.21	5.10	-7.11	-5.00	-2.11

**Table 186 - Maximum Power Spectral Density Results**



Test Configuration			
Frequency Range:	5.925-6.425 GHz 6.525-6.875 GHz	Band:	U-NII-5 U-NII-7
Limit Clause(s):	15.407(a)(9)	Test Method(s):	C63.10 12.4.2.4 C63.10 12.6
Additional Reference(s):	-		
Note(s):	DCCF was added to the spectrum analyser reference level offset.		

DUT Configuration			
Mode:	802.11ax HE20 SU VLP	Duty Cycle (%):	93.2
Modulation Coding Scheme:	MCS2x1	DCCF (dB):	0.30
Antenna Configuration:	SISO	Peak Antenna Gain (dBi):	5.20
Active Port(s):	A (Core 0)	Active Chain(s):	0 1

Test Frequency (MHz)	PSD (dBm / MHz)					Gain (dBi)	EIRP (dBm)	EIRP Limit (dBm)	EIRP Margin (dB)
	A	B	C	D	Σ				
6115	-12.35	-	-	-	-12.35	4.70	-7.65	-5.00	-2.65
6275	-12.51	-	-	-	-12.51	5.20	-7.31	-5.00	-2.31
6415	-12.75	-	-	-	-12.75	5.20	-7.55	-5.00	-2.55
6535	-12.81	-	-	-	-12.81	5.10	-7.71	-5.00	-2.71
6695	-12.75	-	-	-	-12.75	5.10	-7.65	-5.00	-2.65
6855	-12.73	-	-	-	-12.73	5.10	-7.63	-5.00	-2.63

**Table 187 - Maximum Power Spectral Density Results**



Test Configuration			
Frequency Range:	5.925-6.425 GHz 6.525-6.875 GHz	Band:	U-NII-5 U-NII-7
Limit Clause(s):	15.407(a)(9)	Test Method(s):	C63.10 12.4.2.4 C63.10 12.6
Additional Reference(s):	-		
Note(s):	DCCF was added to the spectrum analyser reference level offset.		

DUT Configuration			
Mode:	802.11ax HE40 SU VLP	Duty Cycle (%):	89.3
Modulation Coding Scheme:	MCS2x1	DCCF (dB):	0.49
Antenna Configuration:	SISO	Peak Antenna Gain (dBi):	5.20
Active Port(s):	A (Core 0)	Active Chain(s):	0 1

Test Frequency (MHz)	PSD (dBm / MHz)					Gain (dBi)	EIRP (dBm)	EIRP Limit (dBm)	EIRP Margin (dB)
	A	B	C	D	Σ				
6125	-12.88	-	-	-	-12.88	4.70	-8.18	-5.00	-3.18
6285	-12.60	-	-	-	-12.60	5.20	-7.40	-5.00	-2.40
6405	-12.87	-	-	-	-12.87	5.20	-7.67	-5.00	-2.67
6565	-12.97	-	-	-	-12.97	5.10	-7.87	-5.00	-2.87
6685	-13.24	-	-	-	-13.24	5.10	-8.14	-5.00	-3.14
6845	-12.99	-	-	-	-12.99	5.10	-7.89	-5.00	-2.89

**Table 188 - Maximum Power Spectral Density Results**



Test Configuration			
Frequency Range:	5.925-6.425 GHz 6.525-6.875 GHz	Band:	U-NII-5 U-NII-7
Limit Clause(s):	15.407(a)(9)	Test Method(s):	C63.10 12.4.2.4 C63.10 12.6
Additional Reference(s):	-		
Note(s):	DCCF was added to the spectrum analyser reference level offset.		

DUT Configuration			
Mode:	802.11ax HE80 SU VLP	Duty Cycle (%):	95.1
Modulation Coding Scheme:	MCS2x1	DCCF (dB):	0.22
Antenna Configuration:	SISO	Peak Antenna Gain (dBi):	5.20
Active Port(s):	A (Core 0)	Active Chain(s):	0 1

Test Frequency (MHz)	PSD (dBm / MHz)					Gain (dBi)	EIRP (dBm)	EIRP Limit (dBm)	EIRP Margin (dB)
	A	B	C	D	Σ				
6145	-12.87	-	-	-	-12.87	4.70	-8.17	-5.00	-3.17
6305	-12.67	-	-	-	-12.67	5.20	-7.47	-5.00	-2.47
6385	-12.82	-	-	-	-12.82	5.20	-7.62	-5.00	-2.62
6625	-12.77	-	-	-	-12.77	5.10	-7.67	-5.00	-2.67
6705	-12.80	-	-	-	-12.80	5.10	-7.70	-5.00	-2.70
6785	-12.85	-	-	-	-12.85	5.10	-7.75	-5.00	-2.75

**Table 189 - Maximum Power Spectral Density Results**





Test Configuration			
Frequency Range:	5.925-6.425 GHz 6.525-6.875 GHz	Band:	U-NII-5 U-NII-7
Limit Clause(s):	15.407(a)(9)	Test Method(s):	C63.10 12.4.2.4 C63.10 12.6
Additional Reference(s):	-		
Note(s):	DCCF was added to the spectrum analyser reference level offset.		

DUT Configuration			
Mode:	802.11ax HE160 SU VLP	Duty Cycle (%):	92.9
Modulation Coding Scheme:	MCS2x1	DCCF (dB):	0.32
Antenna Configuration:	SISO	Peak Antenna Gain (dBi):	5.20
Active Port(s):	A (Core 0)	Active Chain(s):	0 1

Test Frequency (MHz)	PSD (dBm / MHz)					Gain (dBi)	EIRP (dBm)	EIRP Limit (dBm)	EIRP Margin (dB)
	A	B	C	D	Σ				
6185	-12.47	-	-	-	-12.47	4.70	-7.77	-5.00	-2.77
6345	-12.62	-	-	-	-12.62	5.20	-7.42	-5.00	-2.42
6665	-12.89	-	-	-	-12.89	5.10	-7.79	-5.00	-2.79

**Table 190 - Maximum Power Spectral Density Results**



MIMO CDD

Test Configuration			
Frequency Range:	5.925-6.425 GHz 6.425-6.525 GHz 6.525-6.875 GHz 6.875-7.125 GHz	Band:	U-NII-5 U-NII-6 U-NII-7 U-NII-8
Limit Clause(s):	15.407(a)(8)	Test Method(s):	C63.10 12.4.2.4 C63.10 12.6
Additional Reference(s):	662911 D01 v02r01 F)2)f(ii), 662911 D01 v02r01 E)2)b)		
Note(s):	DCCF was added to the spectrum analyser reference level offset.		

DUT Configuration			
Mode:	802.11ax HE20 SU LPI	Duty Cycle (%):	95.9
Modulation Coding Scheme:	MCS2x1	DCCF (dB):	0.18
Antenna Configuration:	MIMO CDD	Peak Antenna Gain (dBi):	7.82
Active Port(s):	A+B (Core 0 + Core 1)	Active Chain(s):	0+1

Test Frequency (MHz)	PSD (dBm / MHz)					Gain (dBi)	EIRP (dBm)	EIRP Limit (dBm)	EIRP Margin (dB)
	A	B	C	D	Σ				
5955	-15.25	-14.42	-	-	-11.80	7.82	-3.99	-1.00	-2.99
6175	-14.65	-13.48	-	-	-11.01	7.08	-3.93	-1.00	-2.93
6415	-12.89	-12.97	-	-	-9.92	6.72	-3.20	-1.00	-2.20
6435	-13.37	-13.88	-	-	-10.61	6.92	-3.68	-1.00	-2.68
6475	-14.10	-13.93	-	-	-11.00	6.92	-4.08	-1.00	-3.08
6515	-13.70	-13.73	-	-	-10.70	6.92	-3.78	-1.00	-2.78
6535	-13.96	-13.52	-	-	-10.73	7.21	-3.51	-1.00	-2.51
6695	-14.20	-14.15	-	-	-11.17	7.21	-3.95	-1.00	-2.95
6855	-13.70	-13.58	-	-	-10.63	7.21	-3.42	-1.00	-2.42
6875	-13.93	-13.71	-	-	-10.81	7.21	-3.59	-1.00	-2.59
6895	-11.98	-11.64	-	-	-8.80	5.34	-3.46	-1.00	-2.46
6995	-11.93	-12.25	-	-	-9.08	5.34	-3.74	-1.00	-2.74
7095	-12.16	-12.20	-	-	-9.17	5.34	-3.83	-1.00	-2.83

**Table 191 - Maximum Power Spectral Density Results**



Test Configuration			
Frequency Range:	5.925-6.425 GHz 6.425-6.525 GHz 6.525-6.875 GHz 6.875-7.125 GHz	Band:	U-NII-5 U-NII-6 U-NII-7 U-NII-8
Limit Clause(s):	15.407(a)(8)	Test Method(s):	C63.10 12.4.2.4 C63.10 12.6
Additional Reference(s):	662911 D01 v02r01 F)2)f)(ii), 662911 D01 v02r01 E)2)b)		
Note(s):	DCCF was added to the spectrum analyser reference level offset.		

DUT Configuration			
Mode:	802.11ax HE40 SU LPI	Duty Cycle (%):	89.4
Modulation Coding Scheme:	MCS2x1	DCCF (dB):	0.48
Antenna Configuration:	MIMO CDD	Peak Antenna Gain (dBi):	7.82
Active Port(s):	A+B (Core 0 + Core 1)	Active Chain(s):	0+1

Test Frequency (MHz)	PSD (dBm / MHz)					Gain (dBi)	EIRP (dBm)	EIRP Limit (dBm)	EIRP Margin (dB)
	A	B	C	D	Σ				
5965	-14.71	-14.22	-	-	-11.45	7.82	-3.63	-1.00	-2.63
6165	-13.89	-14.02	-	-	-10.94	7.08	-3.86	-1.00	-2.86
6405	-13.39	-13.36	-	-	-10.36	6.72	-3.65	-1.00	-2.65
6445	-13.55	-13.46	-	-	-10.49	6.92	-3.57	-1.00	-2.57
6485	-13.75	-13.59	-	-	-10.66	6.92	-3.73	-1.00	-2.73
6525	-14.22	-13.52	-	-	-10.85	7.21	-3.64	-1.00	-2.64
6565	-14.40	-13.61	-	-	-10.98	7.21	-3.77	-1.00	-2.77
6685	-14.10	-13.80	-	-	-10.93	7.21	-3.72	-1.00	-2.72
6845	-13.99	-14.71	-	-	-11.32	7.21	-4.11	-1.00	-3.11
6885	-13.78	-13.95	-	-	-10.85	7.21	-3.64	-1.00	-2.64
6925	-12.59	-13.20	-	-	-9.87	5.34	-4.54	-1.00	-3.54
7005	-12.16	-11.94	-	-	-9.04	5.34	-3.70	-1.00	-2.70
7085	-12.20	-11.84	-	-	-9.01	5.34	-3.67	-1.00	-2.67

**Table 192 - Maximum Power Spectral Density Results**



Test Configuration			
Frequency Range:	5.925-6.425 GHz 6.425-6.525 GHz 6.525-6.875 GHz 6.875-7.125 GHz	Band:	U-NII-5 U-NII-6 U-NII-7 U-NII-8
Limit Clause(s):	15.407(a)(8)	Test Method(s):	C63.10 12.4.2.4 C63.10 12.6
Additional Reference(s):	662911 D01 v02r01 F)2)f)(ii), 662911 D01 v02r01 E)2)b)		
Note(s):	DCCF was added to the spectrum analyser reference level offset.		

DUT Configuration			
Mode:	802.11ax HE80 SU LPI	Duty Cycle (%):	95.1
Modulation Coding Scheme:	MCS2x1	DCCF (dB):	0.22
Antenna Configuration:	MIMO CDD	Peak Antenna Gain (dBi):	7.82
Active Port(s):	A+B (Core 0 + Core 1)	Active Chain(s):	0+1

Test Frequency (MHz)	PSD (dBm / MHz)					Gain (dBi)	EIRP (dBm)	EIRP Limit (dBm)	EIRP Margin (dB)
	A	B	C	D	Σ				
5985	-14.48	-14.09	-	-	-11.27	7.82	-3.45	-1.00	-2.45
6145	-14.30	-13.80	-	-	-11.03	7.08	-3.95	-1.00	-2.95
6385	-13.15	-13.10	-	-	-10.11	6.72	-3.40	-1.00	-2.40
6465	-13.44	-13.39	-	-	-10.40	6.92	-3.48	-1.00	-2.48
6545	-13.63	-13.61	-	-	-10.61	7.21	-3.40	-1.00	-2.40
6625	-14.06	-14.28	-	-	-11.16	7.21	-3.94	-1.00	-2.94
6705	-13.94	-13.79	-	-	-10.85	7.21	-3.64	-1.00	-2.64
6785	-13.58	-13.80	-	-	-10.68	7.21	-3.46	-1.00	-2.46
6865	-13.88	-13.38	-	-	-10.61	7.21	-3.40	-1.00	-2.40
6945	-11.99	-12.07	-	-	-9.02	5.34	-3.68	-1.00	-2.68
7025	-12.20	-11.94	-	-	-9.06	5.34	-3.72	-1.00	-2.72

**Table 193 - Maximum Power Spectral Density Results**



Test Configuration			
Frequency Range:	5.925-6.425 GHz 6.425-6.525 GHz 6.525-6.875 GHz 6.875-7.125 GHz	Band:	U-NII-5 U-NII-6 U-NII-7 U-NII-8
Limit Clause(s):	15.407(a)(8)	Test Method(s):	C63.10 12.4.2.4 C63.10 12.6
Additional Reference(s):	662911 D01 v02r01 F)2)f)(ii), 662911 D01 v02r01 E)2)b)		
Note(s):	DCCF was added to the spectrum analyser reference level offset.		

DUT Configuration			
Mode:	802.11ax HE160 SU LPI	Duty Cycle (%):	92.6
Modulation Coding Scheme:	MCS2x1	DCCF (dB):	0.33
Antenna Configuration:	MIMO CDD	Peak Antenna Gain (dBi):	7.82
Active Port(s):	A+B (Core 0 + Core 1)	Active Chain(s):	0+1

Test Frequency (MHz)	PSD (dBm / MHz)					Gain (dBi)	EIRP (dBm)	EIRP Limit (dBm)	EIRP Margin (dB)
	A	B	C	D	Σ				
6025	-14.39	-14.04	-	-	-11.20	7.82	-3.39	-1.00	-2.39
6185	-13.54	-12.97	-	-	-10.24	7.08	-3.15	-1.00	-2.15
6345	-12.51	-12.70	-	-	-9.59	6.72	-2.88	-1.00	-1.88
6505	-12.85	-12.93	-	-	-9.88	7.21	-2.67	-1.00	-1.67
6665	-12.98	-12.92	-	-	-9.94	7.21	-2.73	-1.00	-1.73
6825	-13.21	-13.19	-	-	-10.19	7.21	-2.98	-1.00	-1.98
6985	-12.06	-11.68	-	-	-8.85	5.34	-3.52	-1.00	-2.52

**Table 194 - Maximum Power Spectral Density Results**



Test Configuration			
Frequency Range:	6.875-7.125 GHz	Band:	U-NII-8
Limit Clause(s):	15.407(a)(8)	Test Method(s):	C63.10 12.4.2.4 C63.10 12.6
Additional Reference(s):	662911 D01 v02r01 F)2)f)(ii), 662911 D01 v02r01 E)2)b)		
Note(s):	DCCF was added to the spectrum analyser reference level offset.		

DUT Configuration			
Mode:	802.11ax HE20 RU26 LPI	Duty Cycle (%):	97.6
Modulation Coding Scheme:	MCS2x1	DCCF (dB):	0.11
Antenna Configuration:	MIMO CDD	Peak Antenna Gain (dBi):	5.34
Active Port(s):	A+B (Core 0 + Core 1)	Active Chain(s):	0+1

Test Frequency (MHz)	PSD (dBm / MHz)					Gain (dBi)	EIRP (dBm)	EIRP Limit (dBm)	EIRP Margin (dB)
	A	B	C	D	Σ				
6895 (RU26.0)	-12.51	-12.04	-	-	-9.26	5.34	-3.92	-1.00	-2.92
6995 (RU26.0)	-12.78	-11.59	-	-	-9.13	5.34	-3.80	-1.00	-2.80
7095 (RU26.8)	-12.04	-12.54	-	-	-9.27	5.34	-3.93	-1.00	-2.93

**Table 195 - Maximum Power Spectral Density Results**



Test Configuration			
Frequency Range:	5.925-6.425 GHz 6.425-6.525 GHz 6.525-6.875 GHz 6.875-7.125 GHz	Band:	U-NII-5 U-NII-6 U-NII-7 U-NII-8
Limit Clause(s):	15.407(a)(8)	Test Method(s):	C63.10 12.4.2.4 C63.10 12.6
Additional Reference(s):	662911 D01 v02r01 F)2)f)(ii), 662911 D01 v02r01 E)2)b)		
Note(s):	DCCF was added to the spectrum analyser reference level offset.		

DUT Configuration			
Mode:	802.11ax HE20 RU52 LPI	Duty Cycle (%):	97.5
Modulation Coding Scheme:	MCS2x1	DCCF (dB):	0.11
Antenna Configuration:	MIMO CDD	Peak Antenna Gain (dBi):	7.82
Active Port(s):	A+B (Core 0 + Core 1)	Active Chain(s):	0+1

Test Frequency (MHz)	PSD (dBm / MHz)					Gain (dBi)	EIRP (dBm)	EIRP Limit (dBm)	EIRP Margin (dB)
	A	B	C	D	Σ				
5955 (RU52.37)	-14.61	-13.91	-	-	-11.23	7.82	-3.42	-1.00	-2.42
6175 (RU52.37)	-14.46	-13.47	-	-	-10.92	7.08	-3.84	-1.00	-2.84
6415 (RU52.40)	-13.57	-13.12	-	-	-10.33	6.72	-3.61	-1.00	-2.61
6435 (RU52.37)	-13.59	-13.25	-	-	-10.41	6.92	-3.48	-1.00	-2.48
6475 (RU52.37)	-13.60	-13.09	-	-	-10.33	6.92	-3.40	-1.00	-2.40
6515 (RU52.40)	-13.63	-12.77	-	-	-10.17	6.92	-3.24	-1.00	-2.24
6535 (RU52.37)	-13.89	-13.65	-	-	-10.76	7.21	-3.55	-1.00	-2.55
6695 (RU52.37)	-13.58	-13.71	-	-	-10.63	7.21	-3.42	-1.00	-2.42
6855 (RU52.40)	-13.96	-13.61	-	-	-10.77	7.21	-3.56	-1.00	-2.56
6875 (RU52.38)	-13.95	-13.70	-	-	-10.81	7.21	-3.60	-1.00	-2.60
6875 (RU52.39)	-13.93	-13.59	-	-	-10.74	5.34	-5.40	-1.00	-4.40
6895 (RU52.37)	-11.91	-11.99	-	-	-8.94	5.34	-3.60	-1.00	-2.60
6995 (RU52.37)	-12.00	-11.91	-	-	-8.95	5.34	-3.61	-1.00	-2.61
7095 (RU52.40)	-11.99	-11.39	-	-	-8.67	5.34	-3.33	-1.00	-2.33

**Table 196 - Maximum Power Spectral Density Results**



Test Configuration			
Frequency Range:	5.925-6.425 GHz 6.425-6.525 GHz 6.525-6.875 GHz 6.875-7.125 GHz	Band:	U-NII-5 U-NII-6 U-NII-7 U-NII-8
Limit Clause(s):	15.407(a)(8)	Test Method(s):	C63.10 12.4.2.4 C63.10 12.6
Additional Reference(s):	662911 D01 v02r01 F)2)f)(ii), 662911 D01 v02r01 E)2)b)		
Note(s):	DCCF was added to the spectrum analyser reference level offset.		

DUT Configuration			
Mode:	802.11ax HE20 RU106 LPI	Duty Cycle (%):	97.5
Modulation Coding Scheme:	MCS2x1	DCCF (dB):	0.11
Antenna Configuration:	MIMO CDD	Peak Antenna Gain (dBi):	7.82
Active Port(s):	A+B (Core 0 + Core 1)	Active Chain(s):	0+1

Test Frequency (MHz)	PSD (dBm / MHz)					Gain (dBi)	EIRP (dBm)	EIRP Limit (dBm)	EIRP Margin (dB)
	A	B	C	D	Σ				
5955 (RU106.53)	-14.35	-13.80	-	-	-11.06	7.82	-3.24	-1.00	-2.24
6175 (RU106.53)	-14.23	-13.43	-	-	-10.80	7.08	-3.72	-1.00	-2.72
6415 (RU106.54)	-12.95	-12.59	-	-	-9.76	6.72	-3.04	-1.00	-2.04
6435 (RU106.53)	-13.14	-12.70	-	-	-9.91	6.92	-2.98	-1.00	-1.98
6475 (RU106.53)	-13.00	-13.20	-	-	-10.09	6.92	-3.16	-1.00	-2.16
6515 (RU106.54)	-13.23	-13.14	-	-	-10.17	6.92	-3.25	-1.00	-2.25
6535 (RU106.53)	-13.29	-13.46	-	-	-10.36	7.21	-3.15	-1.00	-2.15
6695 (RU106.53)	-13.36	-13.88	-	-	-10.60	7.21	-3.39	-1.00	-2.39
6855 (RU106.54)	-13.38	-13.47	-	-	-10.41	7.21	-3.20	-1.00	-2.20
6875 (RU106.53)	-13.44	-13.79	-	-	-10.60	7.21	-3.39	-1.00	-2.39
6875 (RU106.54)	-13.52	-13.27	-	-	-10.38	5.34	-5.04	-1.00	-4.04
6895 (RU106.53)	-11.91	-12.11	-	-	-9.00	5.34	-3.67	-1.00	-2.67
6995 (RU106.53)	-11.75	-12.11	-	-	-8.91	5.34	-3.58	-1.00	-2.58
7095 (RU106.54)	-11.65	-12.06	-	-	-8.84	5.34	-3.50	-1.00	-2.50

**Table 197 - Maximum Power Spectral Density Results**





Test Configuration			
Frequency Range:	5.925-6.425 GHz 6.525-6.875 GHz	Band:	U-NII-5 U-NII-7
Limit Clause(s):	15.407(a)(7)	Test Method(s):	C63.10 12.4.2.4 C63.10 12.6
Additional Reference(s):	662911 D01 v02r01 F)2)f)(ii), 662911 D01 v02r01 E)2)b)		
Note(s):	DCCF was added to the spectrum analyser reference level offset.		

DUT Configuration			
Mode:	802.11ax HE20 SU SP	Duty Cycle (%):	94.5
Modulation Coding Scheme:	MCS2x1	DCCF (dB):	0.25
Antenna Configuration:	MIMO CDD	Peak Antenna Gain (dBi):	7.82
Active Port(s):	A+B (Core 0 + Core 1)	Active Chain(s):	0+1

Test Frequency (MHz)	PSD (dBm / MHz)					Gain (dBi)	EIRP (dBm)	EIRP Limit (dBm)	EIRP Margin (dB)
	A	B	C	D	Σ				
5955	3.59	3.63	-	-	6.62	7.82	14.43	17.00	-2.57
6175	3.34	3.62	-	-	6.50	7.08	13.58	17.00	-3.42
6415	4.20	5.02	-	-	7.64	6.72	14.36	17.00	-2.64
6535	3.82	4.20	-	-	7.02	7.21	14.24	17.00	-2.76
6695	3.49	3.69	-	-	6.61	7.21	13.82	17.00	-3.18
6855	3.85	4.36	-	-	7.13	7.21	14.34	17.00	-2.66

**Table 198 - Maximum Power Spectral Density Results**



Test Configuration			
Frequency Range:	5.925-6.425 GHz 6.525-6.875 GHz	Band:	U-NII-5 U-NII-7
Limit Clause(s):	15.407(a)(7)	Test Method(s):	C63.10 12.4.2.4 C63.10 12.6
Additional Reference(s):	662911 D01 v02r01 F)2)f)(ii), 662911 D01 v02r01 E)2)b)		
Note(s):	DCCF was added to the spectrum analyser reference level offset.		

DUT Configuration			
Mode:	802.11ax HE40 SU SP	Duty Cycle (%):	89.7
Modulation Coding Scheme:	MCS2x1	DCCF (dB):	0.47
Antenna Configuration:	MIMO CDD	Peak Antenna Gain (dBi):	7.82
Active Port(s):	A+B (Core 0 + Core 1)	Active Chain(s):	0+1

Test Frequency (MHz)	PSD (dBm / MHz)					Gain (dBi)	EIRP (dBm)	EIRP Limit (dBm)	EIRP Margin (dB)
	A	B	C	D	Σ				
5965	3.56	3.92	-	-	6.75	7.82	14.57	17.00	-2.43
6165	3.91	4.42	-	-	7.18	7.08	14.27	17.00	-2.73
6405	4.57	5.15	-	-	7.88	6.72	14.60	17.00	-2.40
6565	4.13	4.14	-	-	7.15	7.21	14.36	17.00	-2.64
6685	3.91	4.20	-	-	7.07	7.21	14.28	17.00	-2.72
6845	4.24	4.60	-	-	7.43	7.21	14.65	17.00	-2.35

**Table 199 - Maximum Power Spectral Density Results**



Test Configuration			
Frequency Range:	5.925-6.425 GHz 6.525-6.875 GHz	Band:	U-NII-5 U-NII-7
Limit Clause(s):	15.407(a)(7)	Test Method(s):	C63.10 12.4.2.4 C63.10 12.6
Additional Reference(s):	662911 D01 v02r01 F)2)f)(ii), 662911 D01 v02r01 E)2)b)		
Note(s):	DCCF was added to the spectrum analyser reference level offset.		

DUT Configuration			
Mode:	802.11ax HE80 SU SP	Duty Cycle (%):	94.8
Modulation Coding Scheme:	MCS2x1	DCCF (dB):	0.23
Antenna Configuration:	MIMO CDD	Peak Antenna Gain (dBi):	7.82
Active Port(s):	A+B (Core 0 + Core 1)	Active Chain(s):	0+1

Test Frequency (MHz)	PSD (dBm / MHz)					Gain (dBi)	EIRP (dBm)	EIRP Limit (dBm)	EIRP Margin (dB)
	A	B	C	D	Σ				
5985	1.52	2.01	-	-	4.78	7.82	12.60	17.00	-4.40
6145	2.82	3.39	-	-	6.12	7.08	13.21	17.00	-3.79
6385	2.52	2.94	-	-	5.75	6.72	12.46	17.00	-4.54
6625	2.84	2.66	-	-	5.76	7.21	12.98	17.00	-4.02
6705	2.67	2.62	-	-	5.65	7.21	12.87	17.00	-4.13
6785	2.78	2.95	-	-	5.88	7.21	13.09	17.00	-3.91

**Table 200 - Maximum Power Spectral Density Results**



Test Configuration			
Frequency Range:	5.925-6.425 GHz 6.525-6.875 GHz	Band:	U-NII-5 U-NII-7
Limit Clause(s):	15.407(a)(7)	Test Method(s):	C63.10 12.4.2.4 C63.10 12.6
Additional Reference(s):	662911 D01 v02r01 F)2)f)(ii), 662911 D01 v02r01 E)2)b)		
Note(s):	DCCF was added to the spectrum analyser reference level offset.		

DUT Configuration			
Mode:	802.11ax HE160 SU SP	Duty Cycle (%):	87.3
Modulation Coding Scheme:	MCS2x1	DCCF (dB):	0.59
Antenna Configuration:	MIMO CDD	Peak Antenna Gain (dBi):	7.82
Active Port(s):	A+B (Core 0 + Core 1)	Active Chain(s):	0+1

Test Frequency (MHz)	PSD (dBm / MHz)					Gain (dBi)	EIRP (dBm)	EIRP Limit (dBm)	EIRP Margin (dB)
	A	B	C	D	Σ				
6025	-1.80	-1.80	-	-	1.21	7.82	9.02	17.00	-7.98
6185	-1.45	-0.59	-	-	2.01	7.08	9.09	17.00	-7.91
6345	-0.55	-0.51	-	-	2.48	6.72	9.19	17.00	-7.81
6665	-1.09	-0.97	-	-	1.98	7.21	9.19	17.00	-7.81

**Table 201 - Maximum Power Spectral Density Results**



Test Configuration			
Frequency Range:	5.925-6.425 GHz 6.525-6.875 GHz	Band:	U-NII-5 U-NII-7
Limit Clause(s):	15.407(a)(7)	Test Method(s):	C63.10 12.4.2.4 C63.10 12.6
Additional Reference(s):	662911 D01 v02r01 F)2)f)(ii), 662911 D01 v02r01 E)2)b)		
Note(s):	DCCF was added to the spectrum analyser reference level offset.		

DUT Configuration			
Mode:	802.11ax HE20 RU26 SP	Duty Cycle (%):	97.5
Modulation Coding Scheme:	MCS2x1	DCCF (dB):	0.11
Antenna Configuration:	MIMO CDD	Peak Antenna Gain (dBi):	7.82
Active Port(s):	A+B (Core 0 + Core 1)	Active Chain(s):	0+1

Test Frequency (MHz)	PSD (dBm / MHz)					Gain (dBi)	EIRP (dBm)	EIRP Limit (dBm)	EIRP Margin (dB)
	A	B	C	D	Σ				
5955 (RU26.0)	3.37	3.73	-	-	6.57	7.82	14.38	17.00	-2.62
6175 (RU26.0)	3.75	4.01	-	-	6.89	7.08	13.98	17.00	-3.02
6415 (RU26.8)	4.10	4.76	-	-	7.45	6.72	14.17	17.00	-2.83
6535 (RU26.0)	3.81	4.35	-	-	7.10	7.21	14.31	17.00	-2.69
6695 (RU26.0)	3.47	3.87	-	-	6.68	7.21	13.89	17.00	-3.11
6855 (RU26.8)	3.64	4.38	-	-	7.04	7.21	14.25	17.00	-2.75

**Table 202 - Maximum Power Spectral Density Results**



Test Configuration			
Frequency Range:	5.925-6.425 GHz 6.525-6.875 GHz	Band:	U-NII-5 U-NII-7
Limit Clause(s):	15.407(a)(7)	Test Method(s):	C63.10 12.4.2.4 C63.10 12.6
Additional Reference(s):	662911 D01 v02r01 F)2)f)(ii), 662911 D01 v02r01 E)2)b)		
Note(s):	DCCF was added to the spectrum analyser reference level offset.		

DUT Configuration			
Mode:	802.11ax HE20 RU52 SP	Duty Cycle (%):	97.5
Modulation Coding Scheme:	MCS2x1	DCCF (dB):	0.11
Antenna Configuration:	MIMO CDD	Peak Antenna Gain (dBi):	7.82
Active Port(s):	A+B (Core 0 + Core 1)	Active Chain(s):	0+1

Test Frequency (MHz)	PSD (dBm / MHz)					Gain (dBi)	EIRP (dBm)	EIRP Limit (dBm)	EIRP Margin (dB)
	A	B	C	D	$\Sigma$				
5955 (RU52.37)	3.20	4.30	-	-	6.79	7.82	14.61	17.00	-2.39
6175 (RU52.37)	3.88	4.63	-	-	7.28	7.08	14.37	17.00	-2.63
6415 (RU52.40)	4.56	5.18	-	-	7.89	6.72	14.61	17.00	-2.39
6535 (RU52.37)	3.95	4.68	-	-	7.34	7.21	14.55	17.00	-2.45
6695 (RU52.37)	4.15	4.59	-	-	7.39	7.21	14.60	17.00	-2.40
6855 (RU52.40)	4.01	4.47	-	-	7.25	7.21	14.47	17.00	-2.53

**Table 203 - Maximum Power Spectral Density Results**



Test Configuration			
Frequency Range:	5.925-6.425 GHz 6.525-6.875 GHz	Band:	U-NII-5 U-NII-7
Limit Clause(s):	15.407(a)(7)	Test Method(s):	C63.10 12.4.2.4 C63.10 12.6
Additional Reference(s):	662911 D01 v02r01 F)2)f)(ii), 662911 D01 v02r01 E)2)b)		
Note(s):	DCCF was added to the spectrum analyser reference level offset.		

DUT Configuration			
Mode:	802.11ax HE20 RU106 SP	Duty Cycle (%):	98.7
Modulation Coding Scheme:	MCS2x1	DCCF (dB):	0.06
Antenna Configuration:	MIMO CDD	Peak Antenna Gain (dBi):	7.82
Active Port(s):	A+B (Core 0 + Core 1)	Active Chain(s):	0+1

Test Frequency (MHz)	PSD (dBm / MHz)					Gain (dBi)	EIRP (dBm)	EIRP Limit (dBm)	EIRP Margin (dB)
	A	B	C	D	Σ				
5955 (RU106.53)	3.54	4.68	-	-	7.16	7.82	14.97	17.00	-2.03
6175 (RU106.53)	4.00	4.33	-	-	7.18	7.08	14.26	17.00	-2.74
6415 (RU106.54)	4.94	5.26	-	-	8.11	6.72	14.83	17.00	-2.17
6535 (RU106.53)	4.53	4.93	-	-	7.74	7.21	14.96	17.00	-2.04
6695 (RU106.53)	4.43	4.59	-	-	7.52	7.21	14.73	17.00	-2.27
6855 (RU106.54)	4.30	4.43	-	-	7.38	7.21	14.59	17.00	-2.41

**Table 204 - Maximum Power Spectral Density Results**



Test Configuration			
Frequency Range:	5.925-6.425 GHz	Band:	U-NII-5
Limit Clause(s):	15.407(a)(9)	Test Method(s):	C63.10 12.4.2.4 C63.10 12.6
Additional Reference(s):	662911 D01 v02r01 F)2)f)(ii), 662911 D01 v02r01 E)2)b)		
Note(s):	DCCF was added to the spectrum analyser reference level offset.		

DUT Configuration			
Mode:	802.11ax HE40 SU VLP	Duty Cycle (%):	88.7
Modulation Coding Scheme:	MCS2x1	DCCF (dB):	0.52
Antenna Configuration:	MIMO CDD	Peak Antenna Gain (dBi):	6.72
Active Port(s):	A+B (Core 0 + Core 1)	Active Chain(s):	0+1

Test Frequency (MHz)	PSD (dBm / MHz)					Gain (dBi)	EIRP (dBm)	EIRP Limit (dBm)	EIRP Margin (dB)
	A	B	C	D	Σ				
6285	-17.23	-17.57	-	-	-14.39	6.72	-7.67	-5.00	-2.67
6325	-17.63	-17.44	-	-	-14.52	6.72	-7.81	-5.00	-2.81
6405	-16.83	-16.97	-	-	-13.89	6.72	-7.18	-5.00	-2.18

**Table 205 - Maximum Power Spectral Density Results**





Test Configuration			
Frequency Range:	5.925-6.425 GHz 6.525-6.875 GHz	Band:	U-NII-5 U-NII-7
Limit Clause(s):	15.407(a)(9)	Test Method(s):	C63.10 12.4.2.4 C63.10 12.6
Additional Reference(s):	662911 D01 v02r01 F)2)f)(ii), 662911 D01 v02r01 E)2)b)		
Note(s):	DCCF was added to the spectrum analyser reference level offset.		

DUT Configuration			
Mode:	802.11ax HE80 SU VLP	Duty Cycle (%):	92.8
Modulation Coding Scheme:	MCS2x1	DCCF (dB):	0.33
Antenna Configuration:	MIMO CDD	Peak Antenna Gain (dBi):	7.21
Active Port(s):	A+B (Core 0 + Core 1)	Active Chain(s):	0+1

Test Frequency (MHz)	PSD (dBm / MHz)					Gain (dBi)	EIRP (dBm)	EIRP Limit (dBm)	EIRP Margin (dB)
	A	B	C	D	Σ				
6145	-18.26	-17.86	-	-	-15.05	7.08	-7.96	-5.00	-2.96
6305	-17.21	-17.19	-	-	-14.19	6.72	-7.47	-5.00	-2.47
6385	-17.51	-17.09	-	-	-14.28	6.72	-7.57	-5.00	-2.57
6625	-18.58	-18.12	-	-	-15.33	7.21	-8.12	-5.00	-3.12
6705	-18.14	-17.82	-	-	-14.97	7.21	-7.76	-5.00	-2.76
6785	-17.85	-17.77	-	-	-14.80	7.21	-7.59	-5.00	-2.59

**Table 206 - Maximum Power Spectral Density Results**



Test Configuration			
Frequency Range:	5.925-6.425 GHz 6.525-6.875 GHz	Band:	U-NII-5 U-NII-7
Limit Clause(s):	15.407(a)(9)	Test Method(s):	C63.10 12.4.2.4 C63.10 12.6
Additional Reference(s):	662911 D01 v02r01 F)2)f)(ii), 662911 D01 v02r01 E)2)b)		
Note(s):	DCCF was added to the spectrum analyser reference level offset.		

DUT Configuration			
Mode:	802.11ax HE160 SU VLP	Duty Cycle (%):	90.5
Modulation Coding Scheme:	MCS2x1	DCCF (dB):	0.43
Antenna Configuration:	MIMO CDD	Peak Antenna Gain (dBi):	7.21
Active Port(s):	A+B (Core 0 + Core 1)	Active Chain(s):	0+1

Test Frequency (MHz)	PSD (dBm / MHz)					Gain (dBi)	EIRP (dBm)	EIRP Limit (dBm)	EIRP Margin (dB)
	A	B	C	D	Σ				
6185	-17.61	-17.16	-	-	-14.37	7.08	-7.28	-5.00	-2.28
6345	-16.54	-16.65	-	-	-13.58	6.72	-6.87	-5.00	-1.87
6665	-17.69	-17.09	-	-	-14.37	7.21	-7.16	-5.00	-2.16

**Table 207 - Maximum Power Spectral Density Results**



MIMO SDM

Test Configuration			
Frequency Range:	5.925-6.425 GHz 6.425-6.525 GHz 6.525-6.875 GHz 6.875-7.125 GHz	Band:	U-NII-5 U-NII-6 U-NII-7 U-NII-8
Limit Clause(s):	15.407(a)(8)	Test Method(s):	C63.10 12.4.2.4 C63.10 12.6
Additional Reference(s):	662911 D01 v02r01 F)2)d)(ii), 662911 D01 v02r01 E)2)b)		
Note(s):	DCCF was added to the spectrum analyser reference level offset.		

DUT Configuration			
Mode:	802.11ax HE20 SU LPI	Duty Cycle (%):	93.2
Modulation Coding Scheme:	MCS2x2	DCCF (dB):	0.31
Antenna Configuration:	MIMO SDM	Peak Antenna Gain (dBi):	4.81
Active Port(s):	A+B (Core 0 + Core 1)	Active Chain(s):	0+1

Test Frequency (MHz)	PSD (dBm / MHz)					Gain (dBi)	EIRP (dBm)	EIRP Limit (dBm)	EIRP Margin (dB)
	A	B	C	D	Σ				
5955	-11.11	-10.48	-	-	-7.77	4.81	-2.96	-1.00	-1.96
6175	-11.43	-11.20	-	-	-8.31	4.10	-4.21	-1.00	-3.21
6415	-10.75	-10.84	-	-	-7.78	3.86	-3.93	-1.00	-2.93
6435	-10.51	-10.11	-	-	-7.29	3.93	-3.37	-1.00	-2.37
6475	-10.53	-10.95	-	-	-7.72	3.93	-3.79	-1.00	-2.79
6515	-10.65	-10.71	-	-	-7.67	3.93	-3.74	-1.00	-2.74
6535	-11.06	-11.10	-	-	-8.07	4.25	-3.82	-1.00	-2.82
6695	-10.69	-11.38	-	-	-8.01	4.25	-3.75	-1.00	-2.75
6855	-10.57	-10.35	-	-	-7.45	4.25	-3.20	-1.00	-2.20
6875	-10.86	-10.36	-	-	-7.59	4.25	-3.34	-1.00	-2.34
6895	-8.65	-8.62	-	-	-5.62	2.40	-3.22	-1.00	-2.22
6995	-8.78	-8.72	-	-	-5.74	2.40	-3.34	-1.00	-2.34
7095	-8.80	-8.66	-	-	-5.72	2.40	-3.32	-1.00	-2.32

**Table 208 - Maximum Power Spectral Density Results**



Test Configuration			
Frequency Range:	5.925-6.425 GHz 6.425-6.525 GHz 6.525-6.875 GHz 6.875-7.125 GHz	Band:	U-NII-5 U-NII-6 U-NII-7 U-NII-8
Limit Clause(s):	15.407(a)(8)	Test Method(s):	C63.10 12.4.2.4 C63.10 12.6
Additional Reference(s):	662911 D01 v02r01 F)2)d)(ii), 662911 D01 v02r01 E)2)b)		
Note(s):	DCCF was added to the spectrum analyser reference level offset.		

DUT Configuration			
Mode:	802.11ax HE40 SU LPI	Duty Cycle (%):	88.6
Modulation Coding Scheme:	MCS2x2	DCCF (dB):	0.53
Antenna Configuration:	MIMO SDM	Peak Antenna Gain (dBi):	4.81
Active Port(s):	A+B (Core 0 + Core 1)	Active Chain(s):	0+1

Test Frequency (MHz)	PSD (dBm / MHz)					Gain (dBi)	EIRP (dBm)	EIRP Limit (dBm)	EIRP Margin (dB)
	A	B	C	D	Σ				
5965	-11.20	-11.02	-	-	-8.10	4.81	-3.29	-1.00	-2.29
6165	-11.26	-10.68	-	-	-7.95	4.10	-3.85	-1.00	-2.85
6405	-10.39	-10.04	-	-	-7.20	3.86	-3.35	-1.00	-2.35
6445	-10.73	-10.29	-	-	-7.49	3.93	-3.57	-1.00	-2.57
6485	-10.51	-10.31	-	-	-7.40	3.93	-3.47	-1.00	-2.47
6525	-11.14	-10.36	-	-	-7.72	4.25	-3.47	-1.00	-2.47
6565	-10.81	-10.69	-	-	-7.74	4.25	-3.49	-1.00	-2.49
6685	-10.94	-10.77	-	-	-7.85	4.25	-3.59	-1.00	-2.59
6845	-10.74	-10.64	-	-	-7.68	4.25	-3.43	-1.00	-2.43
6885	-10.51	-10.49	-	-	-7.49	4.25	-3.24	-1.00	-2.24
6925	-8.93	-9.01	-	-	-5.96	2.40	-3.56	-1.00	-2.56
7005	-9.32	-8.91	-	-	-6.10	2.40	-3.70	-1.00	-2.70
7085	-9.30	-9.07	-	-	-6.18	2.40	-3.77	-1.00	-2.77

**Table 209 - Maximum Power Spectral Density Results**



Test Configuration			
Frequency Range:	5.925-6.425 GHz 6.425-6.525 GHz 6.525-6.875 GHz 6.875-7.125 GHz	Band:	U-NII-5 U-NII-6 U-NII-7 U-NII-8
Limit Clause(s):	15.407(a)(8)	Test Method(s):	C63.10 12.4.2.4 C63.10 12.6
Additional Reference(s):	662911 D01 v02r01 F)2)d)(ii), 662911 D01 v02r01 E)2)b)		
Note(s):	DCCF was added to the spectrum analyser reference level offset.		

DUT Configuration			
Mode:	802.11ax HE80 SU LPI	Duty Cycle (%):	92.7
Modulation Coding Scheme:	MCS2x2	DCCF (dB):	0.33
Antenna Configuration:	MIMO SDM	Peak Antenna Gain (dBi):	4.81
Active Port(s):	A+B (Core 0 + Core 1)	Active Chain(s):	0+1

Test Frequency (MHz)	PSD (dBm / MHz)					Gain (dBi)	EIRP (dBm)	EIRP Limit (dBm)	EIRP Margin (dB)
	A	B	C	D	Σ				
5985	-11.32	-10.94	-	-	-8.11	4.81	-3.30	-1.00	-2.30
6145	-11.27	-10.64	-	-	-7.94	4.10	-3.84	-1.00	-2.84
6385	-10.73	-10.47	-	-	-7.58	3.86	-3.73	-1.00	-2.73
6465	-10.64	-10.07	-	-	-7.33	3.93	-3.41	-1.00	-2.41
6545	-10.65	-10.75	-	-	-7.69	4.25	-3.44	-1.00	-2.44
6625	-10.96	-10.91	-	-	-7.93	4.25	-3.67	-1.00	-2.67
6705	-10.20	-10.55	-	-	-7.36	4.25	-3.11	-1.00	-2.11
6785	-10.68	-10.69	-	-	-7.67	4.25	-3.42	-1.00	-2.42
6865	-10.73	-10.36	-	-	-7.53	4.25	-3.28	-1.00	-2.28
6945	-9.19	-8.98	-	-	-6.08	2.40	-3.68	-1.00	-2.68
7025	-9.27	-8.78	-	-	-6.01	2.40	-3.61	-1.00	-2.61

**Table 210 - Maximum Power Spectral Density Results**



Test Configuration			
Frequency Range:	5.925-6.425 GHz 6.425-6.525 GHz 6.525-6.875 GHz 6.875-7.125 GHz	Band:	U-NII-5 U-NII-6 U-NII-7 U-NII-8
Limit Clause(s):	15.407(a)(8)	Test Method(s):	C63.10 12.4.2.4 C63.10 12.6
Additional Reference(s):	662911 D01 v02r01 F)2)d)(ii), 662911 D01 v02r01 E)2)b)		
Note(s):	DCCF was added to the spectrum analyser reference level offset.		

DUT Configuration			
Mode:	802.11ax HE160 SU LPI	Duty Cycle (%):	89.0
Modulation Coding Scheme:	MCS2x2	DCCF (dB):	0.51
Antenna Configuration:	MIMO SDM	Peak Antenna Gain (dBi):	4.81
Active Port(s):	A+B (Core 0 + Core 1)	Active Chain(s):	0+1

Test Frequency (MHz)	PSD (dBm / MHz)					Gain (dBi)	EIRP (dBm)	EIRP Limit (dBm)	EIRP Margin (dB)
	A	B	C	D	Σ				
6025	-11.37	-11.15	-	-	-8.24	4.81	-3.43	-1.00	-2.43
6185	-10.86	-9.86	-	-	-7.32	4.10	-3.22	-1.00	-2.22
6345	-10.21	-9.79	-	-	-6.98	3.86	-3.13	-1.00	-2.13
6505	-9.64	-9.95	-	-	-6.78	4.25	-2.53	-1.00	-1.53
6665	-9.87	-10.12	-	-	-6.98	4.25	-2.73	-1.00	-1.73
6825	-10.29	-10.21	-	-	-7.24	4.25	-2.99	-1.00	-1.99
6985	-8.77	-8.80	-	-	-5.77	2.40	-3.37	-1.00	-2.37

**Table 211 - Maximum Power Spectral Density Results**



Test Configuration			
Frequency Range:	5.925-6.425 GHz 6.425-6.525 GHz 6.525-6.875 GHz 6.875-7.125 GHz	Band:	U-NII-5 U-NII-6 U-NII-7 U-NII-8
Limit Clause(s):	15.407(a)(8)	Test Method(s):	C63.10 12.4.2.4 C63.10 12.6
Additional Reference(s):	662911 D01 v02r01 F)2)d)(ii), 662911 D01 v02r01 E)2)b)		
Note(s):	DCCF was added to the spectrum analyser reference level offset.		

DUT Configuration			
Mode:	802.11ax HE20 RU26 LPI	Duty Cycle (%):	96.1
Modulation Coding Scheme:	MCS2x2	DCCF (dB):	0.17
Antenna Configuration:	MIMO SDM	Peak Antenna Gain (dBi):	4.81
Active Port(s):	A+B (Core 0 + Core 1)	Active Chain(s):	0+1

Test Frequency (MHz)	PSD (dBm / MHz)					Gain (dBi)	EIRP (dBm)	EIRP Limit (dBm)	EIRP Margin (dB)
	A	B	C	D	Σ				
5955 (RU26.0)	-12.59	-11.80	-	-	-9.17	4.81	-4.36	-1.00	-3.36
6175 (RU26.0)	-12.07	-10.79	-	-	-8.37	4.10	-4.28	-1.00	-3.28
6415 (RU26.8)	-10.98	-11.46	-	-	-8.20	3.86	-4.34	-1.00	-3.34
6435 (RU26.0)	-10.99	-11.08	-	-	-8.02	3.93	-4.09	-1.00	-3.09
6475 (RU26.0)	-11.19	-11.37	-	-	-8.27	3.93	-4.34	-1.00	-3.34
6515 (RU26.8)	-11.52	-11.78	-	-	-8.64	3.93	-4.71	-1.00	-3.71
6535 (RU26.0)	-10.81	-10.61	-	-	-7.70	4.25	-3.44	-1.00	-2.44
6695 (RU26.0)	-13.52	-13.25	-	-	-10.37	4.25	-6.12	-1.00	-5.12
6855 (RU26.8)	-12.55	-13.08	-	-	-9.80	4.25	-5.54	-1.00	-4.54
6875 (RU26.3)	-12.08	-12.42	-	-	-9.24	4.25	-4.98	-1.00	-3.98
6875 (RU26.5)	-10.52	-10.98	-	-	-7.73	2.40	-5.33	-1.00	-4.33
6895 (RU26.0)	-9.90	-9.40	-	-	-6.63	2.40	-4.23	-1.00	-3.23
6995 (RU26.0)	-8.93	-8.80	-	-	-5.85	2.40	-3.45	-1.00	-2.45
7095 (RU26.8)	-9.39	-9.70	-	-	-6.53	2.40	-4.13	-1.00	-3.13

**Table 212 - Maximum Power Spectral Density Results**



Test Configuration			
Frequency Range:	5.925-6.425 GHz 6.425-6.525 GHz 6.525-6.875 GHz 6.875-7.125 GHz	Band:	U-NII-5 U-NII-6 U-NII-7 U-NII-8
Limit Clause(s):	15.407(a)(8)	Test Method(s):	C63.10 12.4.2.4 C63.10 12.6
Additional Reference(s):	662911 D01 v02r01 F)2)d)(ii), 662911 D01 v02r01 E)2)b)		
Note(s):	DCCF was added to the spectrum analyser reference level offset.		

DUT Configuration			
Mode:	802.11ax HE20 RU52 LPI	Duty Cycle (%):	97.0
Modulation Coding Scheme:	MCS2x2	DCCF (dB):	0.13
Antenna Configuration:	MIMO SDM	Peak Antenna Gain (dBi):	4.81
Active Port(s):	A+B (Core 0 + Core 1)	Active Chain(s):	0+1

Test Frequency (MHz)	PSD (dBm / MHz)					Gain (dBi)	EIRP (dBm)	EIRP Limit (dBm)	EIRP Margin (dB)
	A	B	C	D	Σ				
5955 (RU52.37)	-11.48	-10.72	-	-	-8.07	4.81	-3.26	-1.00	-2.26
6175 (RU52.37)	-11.23	-10.55	-	-	-7.87	4.10	-3.77	-1.00	-2.77
6415 (RU52.40)	-10.44	-10.15	-	-	-7.28	3.86	-3.42	-1.00	-2.42
6435 (RU52.37)	-10.31	-10.34	-	-	-7.32	3.93	-3.39	-1.00	-2.39
6475 (RU52.37)	-10.18	-10.17	-	-	-7.16	3.93	-3.23	-1.00	-2.23
6515 (RU52.40)	-10.42	-10.24	-	-	-7.32	3.93	-3.39	-1.00	-2.39
6535 (RU52.37)	-10.69	-10.40	-	-	-7.53	4.25	-3.28	-1.00	-2.28
6695 (RU52.37)	-10.70	-10.65	-	-	-7.67	4.25	-3.41	-1.00	-2.41
6855 (RU52.40)	-10.57	-10.12	-	-	-7.33	4.25	-3.08	-1.00	-2.08
6875 (RU52.38)	-10.74	-10.33	-	-	-7.52	4.25	-3.27	-1.00	-2.27
6875 (RU52.39)	-10.35	-10.77	-	-	-7.54	2.40	-5.14	-1.00	-4.14
6895 (RU52.37)	-8.93	-8.73	-	-	-5.82	2.40	-3.42	-1.00	-2.42
6995 (RU52.37)	-9.14	-8.89	-	-	-6.00	2.40	-3.60	-1.00	-2.60
7095 (RU52.40)	-9.02	-8.98	-	-	-5.99	2.40	-3.59	-1.00	-2.59

**Table 213 - Maximum Power Spectral Density Results**





Test Configuration			
Frequency Range:	5.925-6.425 GHz 6.425-6.525 GHz 6.525-6.875 GHz 6.875-7.125 GHz	Band:	U-NII-5 U-NII-6 U-NII-7 U-NII-8
Limit Clause(s):	15.407(a)(8)	Test Method(s):	C63.10 12.4.2.4 C63.10 12.6
Additional Reference(s):	662911 D01 v02r01 F)2)d)(ii), 662911 D01 v02r01 E)2)b)		
Note(s):	DCCF was added to the spectrum analyser reference level offset.		

DUT Configuration			
Mode:	802.11ax HE20 RU106 LPI	Duty Cycle (%):	98.6
Modulation Coding Scheme:	MCS2x2	DCCF (dB):	0.06
Antenna Configuration:	MIMO SDM	Peak Antenna Gain (dBi):	4.81
Active Port(s):	A+B (Core 0 + Core 1)	Active Chain(s):	0+1

Test Frequency (MHz)	PSD (dBm / MHz)					Gain (dBi)	EIRP (dBm)	EIRP Limit (dBm)	EIRP Margin (dB)
	A	B	C	D	Σ				
5955 (RU106.53)	-11.42	-10.46	-	-	-7.90	4.81	-3.09	-1.00	-2.09
6175 (RU106.53)	-11.11	-10.56	-	-	-7.81	4.10	-3.72	-1.00	-2.72
6415 (RU106.54)	-10.05	-9.98	-	-	-7.00	3.86	-3.15	-1.00	-2.15
6435 (RU106.53)	-10.53	-10.20	-	-	-7.35	3.93	-3.42	-1.00	-2.42
6475 (RU106.53)	-10.42	-10.27	-	-	-7.34	3.93	-3.41	-1.00	-2.41
6515 (RU106.54)	-10.13	-9.81	-	-	-6.96	3.93	-3.03	-1.00	-2.03
6535 (RU106.53)	-10.67	-10.19	-	-	-7.41	4.25	-3.16	-1.00	-2.16
6695 (RU106.53)	-10.77	-11.20	-	-	-7.97	4.25	-3.72	-1.00	-2.72
6855 (RU106.54)	-10.81	-10.45	-	-	-7.62	4.25	-3.36	-1.00	-2.36
6875 (RU106.53)	-10.92	-10.32	-	-	-7.60	4.25	-3.35	-1.00	-2.35
6875 (RU106.54)	-10.43	-10.85	-	-	-7.62	2.40	-5.22	-1.00	-4.22
6895 (RU106.53)	-8.81	-8.71	-	-	-5.75	2.40	-3.35	-1.00	-2.35
6995 (RU106.53)	-8.79	-8.58	-	-	-5.67	2.40	-3.27	-1.00	-2.27
7095 (RU106.54)	-8.83	-8.41	-	-	-5.61	2.40	-3.21	-1.00	-2.21

**Table 214 - Maximum Power Spectral Density Results**



Test Configuration			
Frequency Range:	5.925-6.425 GHz 6.525-6.875 GHz	Band:	U-NII-5 U-NII-7
Limit Clause(s):	15.407(a)(7)	Test Method(s):	C63.10 12.4.2.4 C63.10 12.6
Additional Reference(s):	662911 D01 v02r01 F)2)d)(ii), 662911 D01 v02r01 E)2)b)		
Note(s):	DCCF was added to the spectrum analyser reference level offset.		

DUT Configuration			
Mode:	802.11ax HE20 SU SP	Duty Cycle (%):	93.2
Modulation Coding Scheme:	MCS2x2	DCCF (dB):	0.31
Antenna Configuration:	MIMO SDM	Peak Antenna Gain (dBi):	4.81
Active Port(s):	A+B (Core 0 + Core 1)	Active Chain(s):	0+1

Test Frequency (MHz)	PSD (dBm / MHz)					Gain (dBi)	EIRP (dBm)	EIRP Limit (dBm)	EIRP Margin (dB)
	A	B	C	D	Σ				
5955	6.32	6.65	-	-	9.50	4.81	14.31	17.00	-2.69
6175	6.19	6.70	-	-	9.46	4.10	13.56	17.00	-3.44
6415	6.72	7.39	-	-	10.08	3.86	13.93	17.00	-3.07
6535	6.69	7.01	-	-	9.86	4.25	14.12	17.00	-2.88
6695	6.77	6.85	-	-	9.82	4.25	14.07	17.00	-2.93
6855	7.00	7.17	-	-	10.10	4.25	14.35	17.00	-2.65

**Table 215 - Maximum Power Spectral Density Results**



Test Configuration			
Frequency Range:	5.925-6.425 GHz 6.525-6.875 GHz	Band:	U-NII-5 U-NII-7
Limit Clause(s):	15.407(a)(7)	Test Method(s):	C63.10 12.4.2.4 C63.10 12.6
Additional Reference(s):	662911 D01 v02r01 F)2)d)(ii), 662911 D01 v02r01 E)2)b)		
Note(s):	DCCF was added to the spectrum analyser reference level offset.		

DUT Configuration			
Mode:	802.11ax HE40 SU SP	Duty Cycle (%):	86.4
Modulation Coding Scheme:	MCS2x2	DCCF (dB):	0.63
Antenna Configuration:	MIMO SDM	Peak Antenna Gain (dBi):	4.81
Active Port(s):	A+B (Core 0 + Core 1)	Active Chain(s):	0+1

Test Frequency (MHz)	PSD (dBm / MHz)					Gain (dBi)	EIRP (dBm)	EIRP Limit (dBm)	EIRP Margin (dB)
	A	B	C	D	Σ				
5965	5.06	5.71	-	-	8.41	4.81	13.22	17.00	-3.78
6165	6.26	6.55	-	-	9.42	4.10	13.52	17.00	-3.48
6405	6.29	6.73	-	-	9.53	3.86	13.38	17.00	-3.62
6565	6.11	6.45	-	-	9.30	4.25	13.55	17.00	-3.45
6685	6.21	6.33	-	-	9.28	4.25	13.54	17.00	-3.46
6845	6.82	7.11	-	-	9.98	4.25	14.23	17.00	-2.77

**Table 216 - Maximum Power Spectral Density Results**



Test Configuration			
Frequency Range:	5.925-6.425 GHz 6.525-6.875 GHz	Band:	U-NII-5 U-NII-7
Limit Clause(s):	15.407(a)(7)	Test Method(s):	C63.10 12.4.2.4 C63.10 12.6
Additional Reference(s):	662911 D01 v02r01 F)2)d)(ii), 662911 D01 v02r01 E)2)b)		
Note(s):	DCCF was added to the spectrum analyser reference level offset.		

DUT Configuration			
Mode:	802.11ax HE80 SU SP	Duty Cycle (%):	90.8
Modulation Coding Scheme:	MCS2x2	DCCF (dB):	0.42
Antenna Configuration:	MIMO SDM	Peak Antenna Gain (dBi):	4.81
Active Port(s):	A+B (Core 0 + Core 1)	Active Chain(s):	0+1

Test Frequency (MHz)	PSD (dBm / MHz)					Gain (dBi)	EIRP (dBm)	EIRP Limit (dBm)	EIRP Margin (dB)
	A	B	C	D	Σ				
5985	1.54	1.99	-	-	4.78	4.81	9.59	17.00	-7.41
6145	3.00	3.66	-	-	6.35	4.10	10.45	17.00	-6.55
6385	3.52	4.16	-	-	6.86	3.86	10.72	17.00	-6.28
6625	3.56	3.60	-	-	6.59	4.25	10.84	17.00	-6.16
6705	3.49	3.32	-	-	6.41	4.25	10.67	17.00	-6.33
6785	3.45	4.03	-	-	6.76	4.25	11.01	17.00	-5.99

**Table 217 - Maximum Power Spectral Density Results**



Test Configuration			
Frequency Range:	5.925-6.425 GHz 6.525-6.875 GHz	Band:	U-NII-5 U-NII-7
Limit Clause(s):	15.407(a)(7)	Test Method(s):	C63.10 12.4.2.4 C63.10 12.6
Additional Reference(s):	662911 D01 v02r01 F)2)d)(ii), 662911 D01 v02r01 E)2)b)		
Note(s):	DCCF was added to the spectrum analyser reference level offset.		

DUT Configuration			
Mode:	802.11ax HE160 SU SP	Duty Cycle (%):	80.3
Modulation Coding Scheme:	MCS2x2	DCCF (dB):	0.95
Antenna Configuration:	MIMO SDM	Peak Antenna Gain (dBi):	4.81
Active Port(s):	A+B (Core 0 + Core 1)	Active Chain(s):	0+1

Test Frequency (MHz)	PSD (dBm / MHz)					Gain (dBi)	EIRP (dBm)	EIRP Limit (dBm)	EIRP Margin (dB)
	A	B	C	D	Σ				
6025	-1.88	-1.24	-	-	1.47	4.81	6.28	17.00	-10.72
6185	-0.91	-0.11	-	-	2.52	4.10	6.62	17.00	-10.38
6345	-0.67	-0.46	-	-	2.45	3.86	6.31	17.00	-10.69
6665	-1.26	-1.07	-	-	1.85	4.25	6.10	17.00	-10.90

**Table 218 - Maximum Power Spectral Density Results**



Test Configuration			
Frequency Range:	5.925-6.425 GHz 6.525-6.875 GHz	Band:	U-NII-5 U-NII-7
Limit Clause(s):	15.407(a)(7)	Test Method(s):	C63.10 12.4.2.4 C63.10 12.6
Additional Reference(s):	662911 D01 v02r01 F)2)d)(ii), 662911 D01 v02r01 E)2)b)		
Note(s):	DCCF was added to the spectrum analyser reference level offset.		

DUT Configuration			
Mode:	802.11ax HE20 RU26 SP	Duty Cycle (%):	97.5
Modulation Coding Scheme:	MCS2x2	DCCF (dB):	0.11
Antenna Configuration:	MIMO SDM	Peak Antenna Gain (dBi):	4.81
Active Port(s):	A+B (Core 0 + Core 1)	Active Chain(s):	0+1

Test Frequency (MHz)	PSD (dBm / MHz)					Gain (dBi)	EIRP (dBm)	EIRP Limit (dBm)	EIRP Margin (dB)
	A	B	C	D	$\Sigma$				
5955 (RU26.0)	6.48	6.87	-	-	9.69	4.81	14.50	17.00	-2.50
6175 (RU26.0)	6.52	7.37	-	-	9.98	4.10	14.07	17.00	-2.93
6415 (RU26.8)	6.37	7.03	-	-	9.73	3.86	13.58	17.00	-3.42
6535 (RU26.0)	6.91	7.71	-	-	10.34	4.25	14.59	17.00	-2.41
6695 (RU26.0)	6.77	7.38	-	-	10.10	4.25	14.35	17.00	-2.65
6855 (RU26.8)	6.78	7.42	-	-	10.12	4.25	14.37	17.00	-2.63

**Table 219 - Maximum Power Spectral Density Results**



Test Configuration			
Frequency Range:	5.925-6.425 GHz 6.525-6.875 GHz	Band:	U-NII-5 U-NII-7
Limit Clause(s):	15.407(a)(7)	Test Method(s):	C63.10 12.4.2.4 C63.10 12.6
Additional Reference(s):	662911 D01 v02r01 F)2)d)(ii), 662911 D01 v02r01 E)2)b)		
Note(s):	DCCF was added to the spectrum analyser reference level offset.		

DUT Configuration			
Mode:	802.11ax HE20 RU52 SP	Duty Cycle (%):	97.6
Modulation Coding Scheme:	MCS2x2	DCCF (dB):	0.11
Antenna Configuration:	MIMO SDM	Peak Antenna Gain (dBi):	4.81
Active Port(s):	A+B (Core 0 + Core 1)	Active Chain(s):	0+1

Test Frequency (MHz)	PSD (dBm / MHz)					Gain (dBi)	EIRP (dBm)	EIRP Limit (dBm)	EIRP Margin (dB)
	A	B	C	D	Σ				
5955 (RU52.37)	6.62	7.41	-	-	10.05	4.81	14.86	17.00	-2.14
6175 (RU52.37)	6.50	7.51	-	-	10.05	4.10	14.15	17.00	-2.85
6415 (RU52.40)	7.09	7.66	-	-	10.40	3.86	14.25	17.00	-2.75
6535 (RU52.37)	7.33	7.80	-	-	10.58	4.25	14.84	17.00	-2.16
6695 (RU52.37)	6.79	7.57	-	-	10.21	4.25	14.46	17.00	-2.54
6855 (RU52.40)	7.21	7.76	-	-	10.50	4.25	14.75	17.00	-2.25

**Table 220 - Maximum Power Spectral Density Results**



Test Configuration			
Frequency Range:	5.925-6.425 GHz 6.525-6.875 GHz	Band:	U-NII-5 U-NII-7
Limit Clause(s):	15.407(a)(7)	Test Method(s):	C63.10 12.4.2.4 C63.10 12.6
Additional Reference(s):	662911 D01 v02r01 F)2)d)(ii), 662911 D01 v02r01 E)2)b)		
Note(s):	DCCF was added to the spectrum analyser reference level offset.		

DUT Configuration			
Mode:	802.11ax HE20 RU106 SP	Duty Cycle (%):	98.4
Modulation Coding Scheme:	MCS2x2	DCCF (dB):	0.07
Antenna Configuration:	MIMO SDM	Peak Antenna Gain (dBi):	4.81
Active Port(s):	A+B (Core 0 + Core 1)	Active Chain(s):	0+1

Test Frequency (MHz)	PSD (dBm / MHz)					Gain (dBi)	EIRP (dBm)	EIRP Limit (dBm)	EIRP Margin (dB)
	A	B	C	D	Σ				
5955 (RU106.53)	7.12	7.26	-	-	10.20	4.81	15.01	17.00	-1.99
6175 (RU106.53)	7.00	7.70	-	-	10.38	4.10	14.47	17.00	-2.53
6415 (RU106.54)	7.07	7.93	-	-	10.53	3.86	14.39	17.00	-2.61
6535 (RU106.53)	7.23	7.52	-	-	10.39	4.25	14.64	17.00	-2.36
6695 (RU106.53)	7.44	7.85	-	-	10.66	4.25	14.92	17.00	-2.08
6855 (RU106.54)	7.46	7.63	-	-	10.56	4.25	14.81	17.00	-2.19

**Table 221 - Maximum Power Spectral Density Results**





Test Configuration			
Frequency Range:	5.925-6.425 GHz 6.525-6.875 GHz	Band:	U-NII-5 U-NII-7
Limit Clause(s):	15.407(a)(9)	Test Method(s):	C63.10 12.4.2.4 C63.10 12.6
Additional Reference(s):	662911 D01 v02r01 F)2)d)(ii), 662911 D01 v02r01 E)2)b)		
Note(s):	DCCF was added to the spectrum analyser reference level offset.		

DUT Configuration			
Mode:	802.11ax HE20 SU VLP	Duty Cycle (%):	88.2
Modulation Coding Scheme:	MCS2x2	DCCF (dB):	0.55
Antenna Configuration:	MIMO SDM	Peak Antenna Gain (dBi):	4.25
Active Port(s):	A+B (Core 0 + Core 1)	Active Chain(s):	0+1

Test Frequency (MHz)	PSD (dBm / MHz)					Gain (dBi)	EIRP (dBm)	EIRP Limit (dBm)	EIRP Margin (dB)
	A	B	C	D	Σ				
6115	-14.46	-14.34	-	-	-11.39	4.10	-7.29	-5.00	-2.29
6275	-14.08	-13.59	-	-	-10.82	3.86	-6.96	-5.00	-1.96
6415	-13.93	-13.96	-	-	-10.93	3.86	-7.08	-5.00	-2.08
6535	-14.45	-14.68	-	-	-11.55	4.25	-7.30	-5.00	-2.30
6695	-14.56	-15.10	-	-	-11.81	4.25	-7.56	-5.00	-2.56
6855	-14.50	-14.78	-	-	-11.63	4.25	-7.38	-5.00	-2.38

**Table 222 - Maximum Power Spectral Density Results**



Test Configuration			
Frequency Range:	5.925-6.425 GHz 6.525-6.875 GHz	Band:	U-NII-5 U-NII-7
Limit Clause(s):	15.407(a)(9)	Test Method(s):	C63.10 12.4.2.4 C63.10 12.6
Additional Reference(s):	662911 D01 v02r01 F)2)d)(ii), 662911 D01 v02r01 E)2)b)		
Note(s):	DCCF was added to the spectrum analyser reference level offset.		

DUT Configuration			
Mode:	802.11ax HE40 SU VLP	Duty Cycle (%):	82.0
Modulation Coding Scheme:	MCS2x2	DCCF (dB):	0.86
Antenna Configuration:	MIMO SDM	Peak Antenna Gain (dBi):	4.25
Active Port(s):	A+B (Core 0 + Core 1)	Active Chain(s):	0+1

Test Frequency (MHz)	PSD (dBm / MHz)					Gain (dBi)	EIRP (dBm)	EIRP Limit (dBm)	EIRP Margin (dB)
	A	B	C	D	Σ				
6125	-15.27	-15.25	-	-	-12.25	4.10	-8.15	-5.00	-3.15
6285	-14.68	-14.38	-	-	-11.52	3.86	-7.66	-5.00	-2.66
6405	-14.91	-14.37	-	-	-11.62	3.86	-7.77	-5.00	-2.77
6565	-14.78	-14.50	-	-	-11.63	4.25	-7.37	-5.00	-2.37
6685	-14.77	-14.50	-	-	-11.62	4.25	-7.37	-5.00	-2.37
6805	-14.83	-14.98	-	-	-11.89	4.25	-7.64	-5.00	-2.64

**Table 223 - Maximum Power Spectral Density Results**



Test Configuration			
Frequency Range:	5.925-6.425 GHz 6.525-6.875 GHz	Band:	U-NII-5 U-NII-7
Limit Clause(s):	15.407(a)(9)	Test Method(s):	C63.10 12.4.2.4 C63.10 12.6
Additional Reference(s):	662911 D01 v02r01 F)2)d)(ii), 662911 D01 v02r01 E)2)b)		
Note(s):	DCCF was added to the spectrum analyser reference level offset.		

DUT Configuration			
Mode:	802.11ax HE80 SU VLP	Duty Cycle (%):	91.3
Modulation Coding Scheme:	MCS2x2	DCCF (dB):	0.40
Antenna Configuration:	MIMO SDM	Peak Antenna Gain (dBi):	4.25
Active Port(s):	A+B (Core 0 + Core 1)	Active Chain(s):	0+1

Test Frequency (MHz)	PSD (dBm / MHz)					Gain (dBi)	EIRP (dBm)	EIRP Limit (dBm)	EIRP Margin (dB)
	A	B	C	D	Σ				
6145	-14.59	-14.32	-	-	-11.44	4.10	-7.34	-5.00	-2.34
6305	-14.22	-14.55	-	-	-11.38	3.86	-7.52	-5.00	-2.52
6385	-14.22	-14.04	-	-	-11.12	3.86	-7.26	-5.00	-2.26
6625	-14.76	-14.78	-	-	-11.76	4.25	-7.51	-5.00	-2.51
6705	-14.36	-14.43	-	-	-11.39	4.25	-7.13	-5.00	-2.13
6785	-14.76	-14.41	-	-	-11.57	4.25	-7.32	-5.00	-2.32

**Table 224 - Maximum Power Spectral Density Results**



Test Configuration			
Frequency Range:	5.925-6.425 GHz 6.525-6.875 GHz	Band:	U-NII-5 U-NII-7
Limit Clause(s):	15.407(a)(9)	Test Method(s):	C63.10 12.4.2.4 C63.10 12.6
Additional Reference(s):	662911 D01 v02r01 F)2)d)(ii), 662911 D01 v02r01 E)2)b)		
Note(s):	DCCF was added to the spectrum analyser reference level offset.		

DUT Configuration			
Mode:	802.11ax HE160 SU VLP	Duty Cycle (%):	89.0
Modulation Coding Scheme:	MCS2x2	DCCF (dB):	0.51
Antenna Configuration:	MIMO SDM	Peak Antenna Gain (dBi):	4.25
Active Port(s):	A+B (Core 0 + Core 1)	Active Chain(s):	0+1

Test Frequency (MHz)	PSD (dBm / MHz)					Gain (dBi)	EIRP (dBm)	EIRP Limit (dBm)	EIRP Margin (dB)
	A	B	C	D	$\Sigma$				
6185	-15.05	-14.66	-	-	-11.84	4.10	-7.74	-5.00	-2.74
6345	-14.35	-14.23	-	-	-11.28	3.86	-7.42	-5.00	-2.42
6665	-15.10	-15.00	-	-	-12.04	4.25	-7.79	-5.00	-2.79

**Table 225 - Maximum Power Spectral Density Results**



TxBF

Test Configuration			
Frequency Range:	5.925-6.425 GHz 6.425-6.525 GHz 6.875-7.125 GHz	Band:	U-NII-5 U-NII-6 U-NII-8
Limit Clause(s):	15.407(a)(8)	Test Method(s):	C63.10 12.4.2.4 C63.10 12.6
Additional Reference(s):	662911 D01 v02r01 F)2)d)(i), 662911 D01 v02r01 E)2)b)		

DUT Configuration			
Mode:	802.11ax HE40 SU LPI	Duty Cycle (%):	94.2
Modulation Coding Scheme:	MCS2x1	DCCF (dB):	0.26
Antenna Configuration:	TxBF	Peak Antenna Gain (dBi):	6.92
Active Port(s):	A+B (Core 0 + Core 1)	Active Chain(s):	0+1

Test Frequency (MHz)	PSD (dBm / MHz)					Gain (dBi)	EIRP (dBm)	EIRP Limit (dBm)	EIRP Margin (dB)
	A	B	C	D	Σ				
6285	-14.39	-13.32	-	-	-10.81	6.72	-4.09	-1.00	-3.09
6365	-14.25	-13.32	-	-	-10.75	6.72	-4.03	-1.00	-3.03
6405	-13.79	-13.07	-	-	-10.40	6.72	-3.68	-1.00	-2.68
6445	-14.70	-13.29	-	-	-10.93	6.92	-4.01	-1.00	-3.01
6485	-13.69	-13.91	-	-	-10.78	6.92	-3.86	-1.00	-2.86
6925	-13.05	-12.00	-	-	-9.48	5.34	-4.14	-1.00	-3.14
7005	-12.99	-11.83	-	-	-9.36	5.34	-4.02	-1.00	-3.02
7085	-12.88	-11.66	-	-	-9.22	5.34	-3.88	-1.00	-2.88

**Table 226 - Maximum Power Spectral Density Results**



Test Configuration			
Frequency Range:	5.925-6.425 GHz 6.425-6.525 GHz 6.525-6.875 GHz 6.875-7.125 GHz	Band:	U-NII-5 U-NII-6 U-NII-7 U-NII-8
Limit Clause(s):	15.407(a)(8)	Test Method(s):	C63.10 12.4.2.4 C63.10 12.6
Additional Reference(s):	662911 D01 v02r01 F)2)d)(i), 662911 D01 v02r01 E)2)b)		
Note(s):	DCCF was added to the spectrum analyser reference level offset.		

DUT Configuration			
Mode:	802.11ax HE80 SU LPI	Duty Cycle (%):	75.1
Modulation Coding Scheme:	MCS2x1	DCCF (dB):	1.24
Antenna Configuration:	TxBF	Peak Antenna Gain (dBi):	7.82
Active Port(s):	A+B (Core 0 + Core 1)	Active Chain(s):	0+1

Test Frequency (MHz)	PSD (dBm / MHz)					Gain (dBi)	EIRP (dBm)	EIRP Limit (dBm)	EIRP Margin (dB)
	A	B	C	D	Σ				
5985	-14.67	-13.81	-	-	-11.21	7.82	-3.39	-1.00	-2.39
6145	-14.16	-13.41	-	-	-10.76	7.08	-3.67	-1.00	-2.67
6385	-13.84	-12.87	-	-	-10.32	6.72	-3.60	-1.00	-2.60
6465	-14.71	-13.27	-	-	-10.92	6.92	-4.00	-1.00	-3.00
6545	-13.93	-13.41	-	-	-10.65	7.30	-3.35	-1.00	-2.35
6625	-14.34	-13.12	-	-	-10.68	7.21	-3.46	-1.00	-2.46
6705	-13.71	-13.97	-	-	-10.83	7.21	-3.62	-1.00	-2.62
6785	-13.68	-12.80	-	-	-10.21	7.21	-2.99	-1.00	-1.99
6865	-13.54	-13.32	-	-	-10.42	7.21	-3.20	-1.00	-2.20
6945	-12.66	-11.68	-	-	-9.13	5.34	-3.79	-1.00	-2.79
7025	-12.32	-11.79	-	-	-9.04	5.34	-3.70	-1.00	-2.70

**Table 227 - Maximum Power Spectral Density Results**



Test Configuration			
Frequency Range:	5.925-6.425 GHz 6.525-6.875 GHz	Band:	U-NII-5 U-NII-7
Limit Clause(s):	15.407(a)(7)	Test Method(s):	C63.10 12.4.2.4 C63.10 12.6
Additional Reference(s):	662911 D01 v02r01 F)2)d)(i), 662911 D01 v02r01 E)2)b)		
Note(s):	DCCF was added to the spectrum analyser reference level offset.		

DUT Configuration			
Mode:	802.11ax HE20 SU SP	Duty Cycle (%):	88.8
Modulation Coding Scheme:	MCS2x1	DCCF (dB):	0.52
Antenna Configuration:	TxBF	Peak Antenna Gain (dBi):	7.82
Active Port(s):	A+B (Core 0 + Core 1)	Active Chain(s):	0+1

Test Frequency (MHz)	PSD (dBm / MHz)					Gain (dBi)	EIRP (dBm)	EIRP Limit (dBm)	EIRP Margin (dB)
	A	B	C	D	Σ				
5955	3.13	3.64	-	-	6.40	7.82	14.22	17.00	-2.78
6175	3.88	3.91	-	-	6.90	7.08	13.99	17.00	-3.01
6415	3.91	4.64	-	-	7.31	6.72	14.02	17.00	-2.98
6535	2.87	3.90	-	-	6.43	7.21	13.64	17.00	-3.36
6695	3.24	4.06	-	-	6.68	7.21	13.89	17.00	-3.11
6855	3.68	3.97	-	-	6.83	7.21	14.05	17.00	-2.95

**Table 228 - Maximum Power Spectral Density Results**



Test Configuration			
Frequency Range:	5.925-6.425 GHz 6.525-6.875 GHz	Band:	U-NII-5 U-NII-7
Limit Clause(s):	15.407(a)(7)	Test Method(s):	C63.10 12.4.2.4 C63.10 12.6
Additional Reference(s):	662911 D01 v02r01 F)2)d)(i), 662911 D01 v02r01 E)2)b)		
Note(s):	DCCF was added to the spectrum analyser reference level offset.		

DUT Configuration			
Mode:	802.11ax HE40 SU SP	Duty Cycle (%):	89.8
Modulation Coding Scheme:	MCS2x1	DCCF (dB):	0.47
Antenna Configuration:	TxBF	Peak Antenna Gain (dBi):	7.82
Active Port(s):	A+B (Core 0 + Core 1)	Active Chain(s):	0+1

Test Frequency (MHz)	PSD (dBm / MHz)					Gain (dBi)	EIRP (dBm)	EIRP Limit (dBm)	EIRP Margin (dB)
	A	B	C	D	Σ				
5965	2.59	2.84	-	-	5.72	7.82	13.54	17.00	-3.46
6165	3.09	3.39	-	-	6.26	7.08	13.34	17.00	-3.66
6405	3.68	4.10	-	-	6.90	6.72	13.62	17.00	-3.38
6565	3.11	3.89	-	-	6.52	7.21	13.74	17.00	-3.26
6685	2.78	3.85	-	-	6.36	7.21	13.57	17.00	-3.43
6845	3.22	3.83	-	-	6.55	7.21	13.76	17.00	-3.24

**Table 229 - Maximum Power Spectral Density Results**





Test Configuration			
Frequency Range:	5.925-6.425 GHz 6.525-6.875 GHz	Band:	U-NII-5 U-NII-7
Limit Clause(s):	15.407(a)(7)	Test Method(s):	C63.10 12.4.2.4 C63.10 12.6
Additional Reference(s):	662911 D01 v02r01 F)2)d)(i), 662911 D01 v02r01 E)2)b)		
Note(s):	DCCF was added to the spectrum analyser reference level offset.		

DUT Configuration			
Mode:	802.11ax HE80 SU SP	Duty Cycle (%):	87.8
Modulation Coding Scheme:	MCS2x1	DCCF (dB):	0.57
Antenna Configuration:	TxBF	Peak Antenna Gain (dBi):	7.82
Active Port(s):	A+B (Core 0 + Core 1)	Active Chain(s):	0+1

Test Frequency (MHz)	PSD (dBm / MHz)					Gain (dBi)	EIRP (dBm)	EIRP Limit (dBm)	EIRP Margin (dB)
	A	B	C	D	Σ				
5985	-0.95	0.02	-	-	2.57	7.82	10.39	17.00	-6.61
6145	0.27	0.57	-	-	3.43	7.08	10.52	17.00	-6.48
6385	0.91	1.60	-	-	4.28	6.72	10.99	17.00	-6.01
6625	0.07	0.98	-	-	3.56	7.21	10.77	17.00	-6.23
6705	0.52	0.95	-	-	3.75	7.21	10.96	17.00	-6.04
6785	0.78	0.87	-	-	3.84	7.21	11.05	17.00	-5.95

**Table 230 - Maximum Power Spectral Density Results**

FCC 47 CFR Part 15E, Limit Clause 15.407(a)(7)

For client devices, except for fixed client devices as defined in this subpart, operating under the control of a standard power access point in 5.925–6.425 GHz and 6.525–6.875 GHz bands, the maximum power spectral density must not exceed 17 dBm e.i.r.p. in any 1-megahertz band, and the maximum e.i.r.p. over the frequency band of operation must not exceed 30 dBm and the device must limit its power to no more than 6 dB below its associated standard power access point's authorized transmit power.

FCC 47 CFR Part 15E, Limit Clause 15.407(a)(8)

For client devices operating under the control of an indoor access point in the 5.925-7.125 GHz bands, the maximum power spectral density must not exceed -1 dBm e.i.r.p. in any 1-megahertz band, and the maximum e.i.r.p. over the frequency band of operation must not exceed 24 dBm.



**2.5.7 Test Location and Test Equipment Used**

This test was carried out in RF Chamber 18 and RF Laboratory 14.

Instrument	Manufacturer	Type No.	TE No.	Calibration Period (months)	Calibration Expiry Date
Hygrometer	Rotronic	I-1000	3068	12	07-Nov-2024
1800-6000 MHz Power Splitter	Mini-Circuits	ZN2PD-63-S+	4055	-	O/P Mon
AC Programmable Power Supply	iTech	IT7324	5225	-	O/P Mon
Attenuator 5W 30dB DC-18GHz	Aaren	AT40A-4041-D18-30	5505	12	22-Feb-2025
MXA Signal Analyser	Keysight Technologies	N9020B	5529	24	13-Dec-2024
2-Way Power Divider (2-8 GHz)	Aaren	AT30A-TE0208-2-AF	5685	12	02-Jan-2025
1500VA AC Power Supply	iTech	IT7324	5907	-	O/P Mon
MXA Signal Analyser	Keysight Technologies	N9020B	5919	24	18-Mar-2026
Digital Multimeter	Fluke	115	6145	12	06-Jun-2025
Cable (SMA to SMA 1m)	Junkosha	MWX221/B	6305	12	20-May-2025
Cable (SMA to SMA 3m)	Junkosha	MWX221-03000AMSAMS/A	6317	12	23-May-2025
Signal Conditioning Unit	TUV SUD	SPECTRUM_SCU001	6426	12	07-Feb-2025
Directional Coupler 2-8GHz	RF-Lambda	RFDC2G8G10	6447	-	O/P Mon
Directional Coupler 2-8GHz	RF-Lambda	RFDC2G8G10	6448	-	O/P Mon
Signal Conditioning Unit	TUV SUD	SPECTRUM_SCU001	6519	12	08-Feb-2025
SCU Cable Assembly	TUV SUD	SPECTRUM_SCU_CA	6520	12	09-Feb-2025
SCU Cable Assembly	TUV SUD	SPECTRUM_SCU_CA	6521	12	09-Feb-2025
WiFi 6E Tri-Band Gaming Router	Asus	GT-AXE110000	6694	-	TU
10dB attenuator	Pasternack	PE-7013-10	6728	12	07-Jan-2025
10dB attenuator	RF-Lambda	RFS5G08B10SMF	6730	12	07-Jan-2025
SCU Cable Assembly	TUV SUD	SPECTRUM_SCU_CA	6752	12	06-Feb-2025
SCU Cable Assembly	TUV SUD	SPECTRUM_SCU_CA	6753	12	06-Feb-2025

**Table 231**

TU - Traceability Unscheduled  
 O/P Mon - Output Monitored using calibrated equipment



## 2.6 Authorised Band Edges

### 2.6.1 Specification Reference

FCC 47 CFR Part 15E, Clause 15.407 (b)

### 2.6.2 Equipment Under Test and Modification State

A3401, S/N: H56R7RH7PK - Modification State 0  
A3401, S/N: JVJC362FKV - Modification State 0  
A3401, S/N: D097W7KM29 - Modification State 0

### 2.6.3 Date of Test

04-September-2024 to 29-September-2024

### 2.6.4 Test Method

The test was performed in accordance with ANSI C63.10, clause 6.6.

For U-NII-5 channels, the limit line on the following plots equated to -27 dBm/MHz. EIRP and was converted to field strength at 3 m using the following formula:

Field Strength (dB $\mu$ V/m at 3 m) = EIRP (dBm) + 95.2 dB

As per KDB 987594, In addition, 15.35(b) applies where the peak emissions must be limited to no more than 20 dB above the average limit.

Authorised band edge measurements were performed, with the device operating in SISO and MIMO configurations, across the various modes supported by the device.

The measurements displayed within this report, have been limited to those modes which have been shown to be worst case.

Further measurements are held on file by TÜV SÜD and are available if required.

### 2.6.5 Environmental Conditions

Ambient Temperature	21.8 - 23.0 °C
Relative Humidity	46.8 - 52.5 %



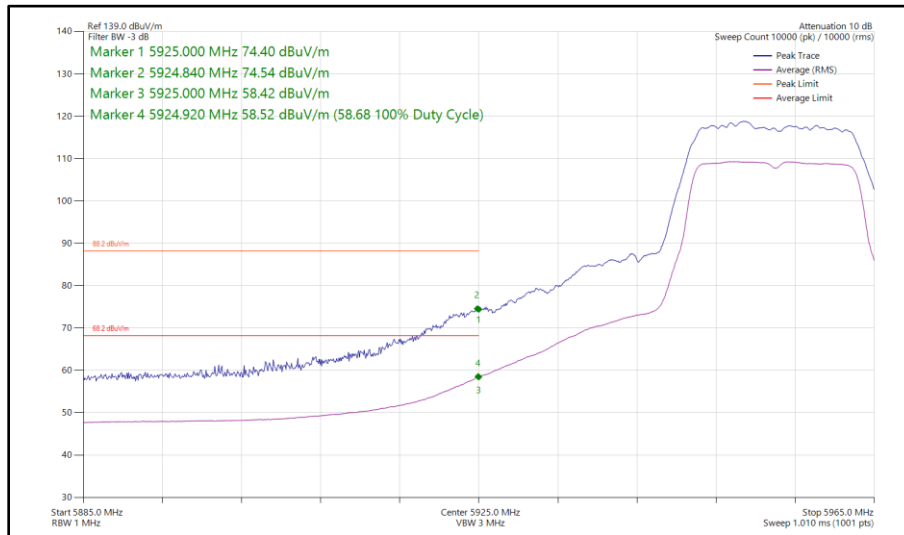
**2.6.6 Test Results**

6 GHz WLAN

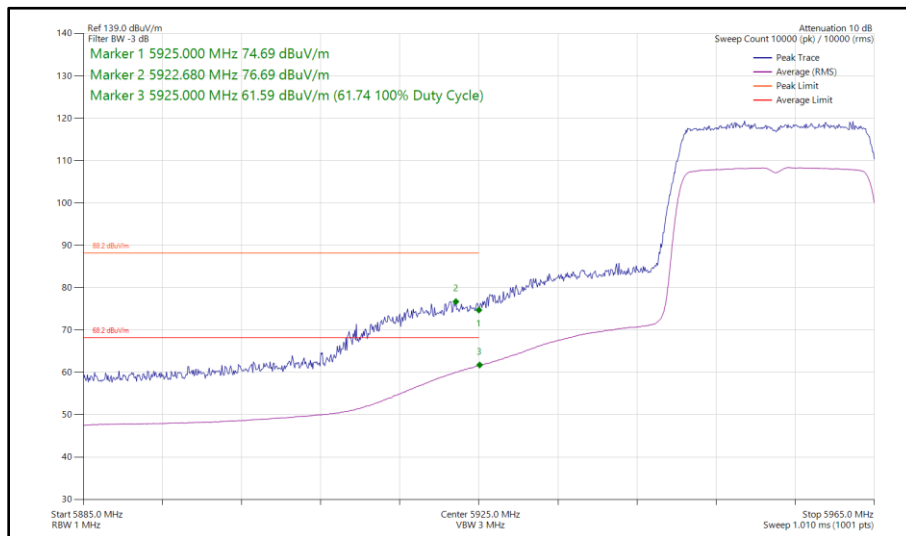
20 MHz Bandwidth - Core 0 (SISO)

Mode	Data Rate/MCS	Resource Size	Resource Index	TX Frequency (MHz)	Band Edge Frequency (MHz)	Peak Level (dBμV/m)	Average Level (dBμV/m)
802.11a	24 Mbps	-	-	5955	5925	74.54	58.68
802.11ax HE20	MCS 2x1	SU	-	5955	5925	76.69	61.74
802.11ax HE20	MCS 11x1	106	54	5955	5925	68.19	48.16
802.11a	54 Mbps	-	-	7115	7125	81.69	65.63
802.11ax HE20	MCS 11x1	SU	-	7095	7125	59.37	47.47
802.11ax HE20	MCS 11x1	52	40	7095	7125	59.07	47.38

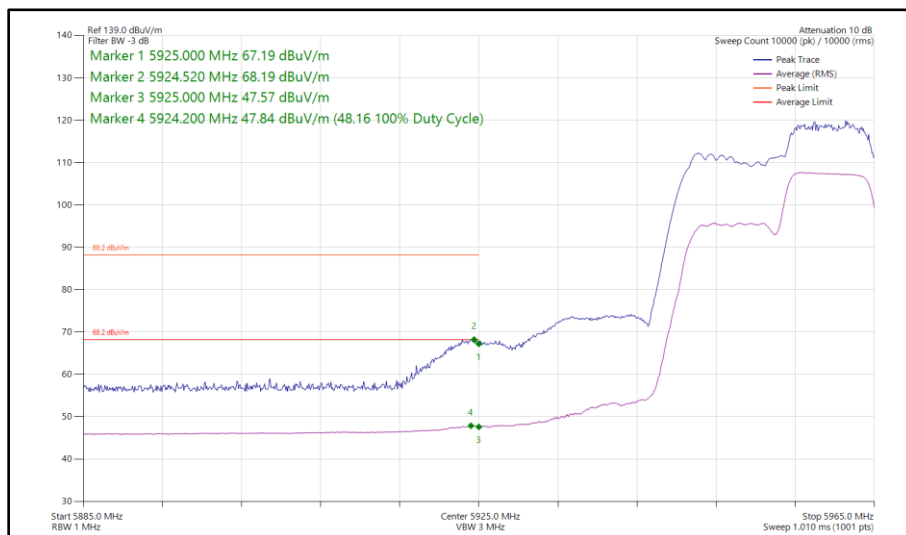
**Table 232 - SISO Authorised Band Edge Results**



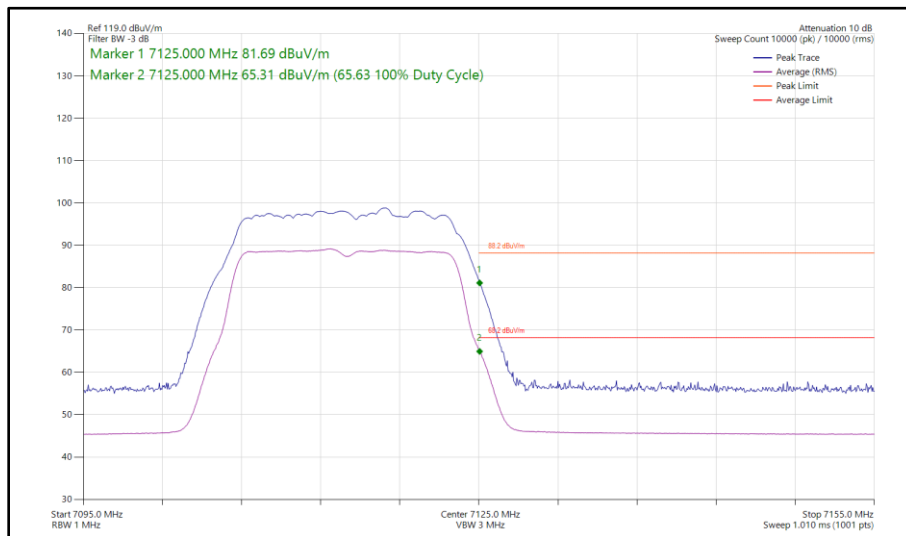
**Figure 90 - 802.11a, SISO, Core 0 - 5955 MHz  
 Band Edge Frequency 5925 MHz**



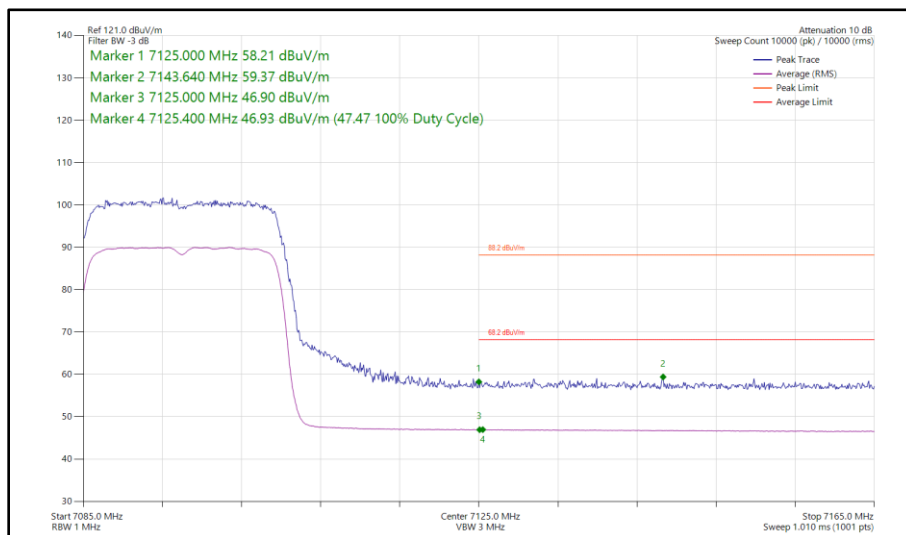
**Figure 91 - 802.11ax HE20, SU, SISO, Core 0 - 5955 MHz  
Band Edge Frequency 5925 MHz**



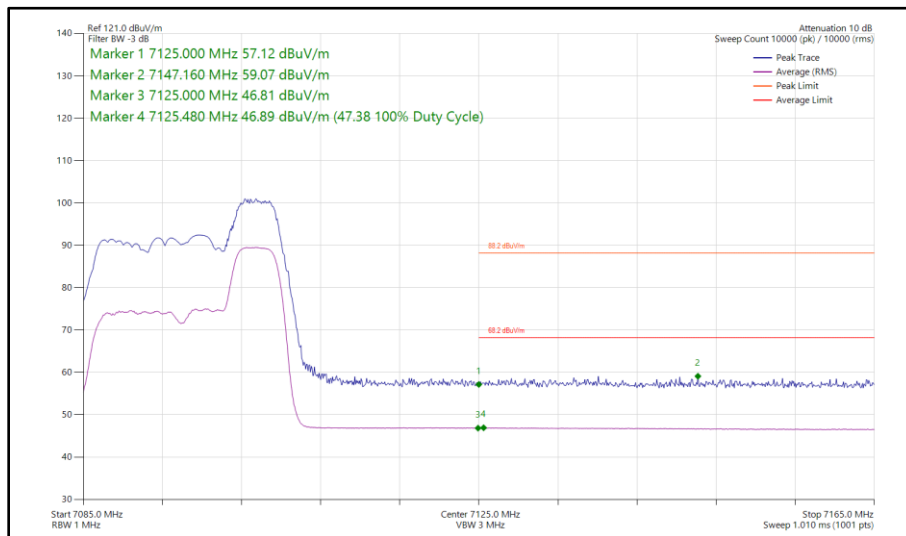
**Figure 92 - 802.11ax HE20, RU 106-54, SISO, Core 0 - 5955 MHz  
Band Edge Frequency 5925 MHz**



**Figure 93 - 802.11a, SISO, Core 0 - 7115 MHz  
Band Edge Frequency 7125 MHz**



**Figure 94 - 802.11ax HE20, SU, SISO, Core 0 - 7095 MHz  
Band Edge Frequency 7125 MHz**



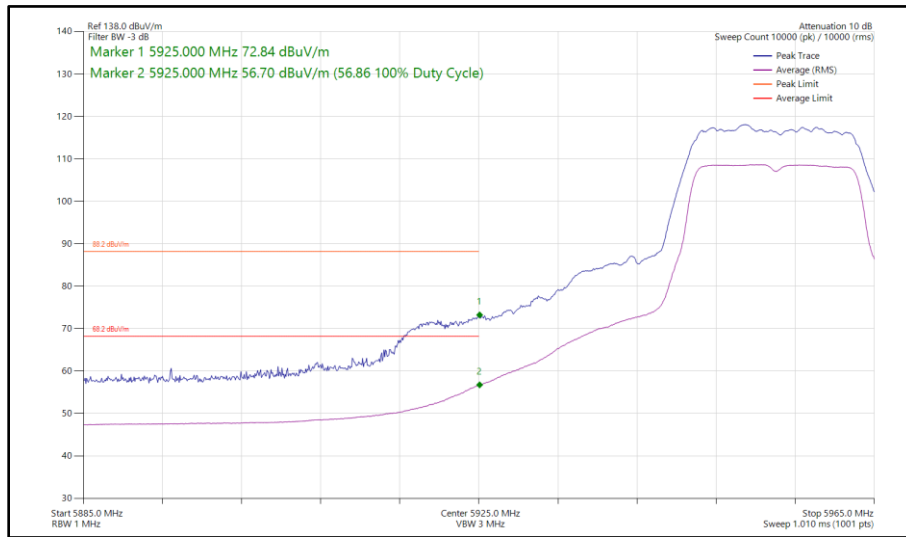
**Figure 95 - 802.11ax HE20, RU 52-40, SISO, Core 0 - 7095 MHz  
Band Edge Frequency 7125 MHz**



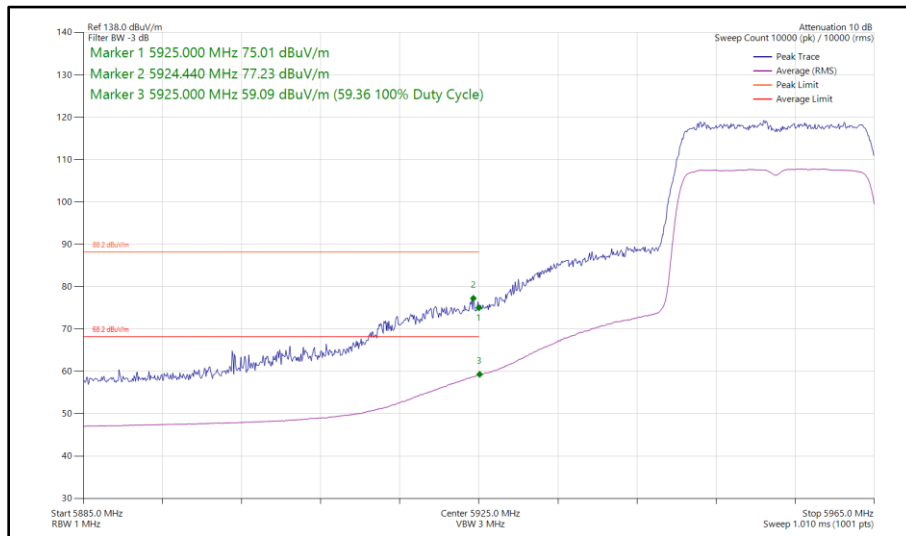
20 MHz Bandwidth - Core 1 (SISO)

Mode	Data Rate/ MCS	Resource Size	Resource Index	TX Frequency (MHz)	Band Edge Frequency (MHz)	Peak Level (dBμV/m)	Average Level (dBμV/m)
802.11a	24 Mbps	-	-	5955	5925	72.84	56.86
802.11ax HE20	MCS 4x1	SU	-	5955	5925	77.23	59.36
802.11ax HE20	MCS 11x1	106	53	5955	5925	66.09	47.80
802.11a	54 Mbps	-	-	7115	7125	82.38	65.10
802.11ax HE20	MCS 11x1	SU	-	7095	7125	59.24	47.51
802.11ax HE20	MCS 11x1	52	37	7095	7125	59.14	47.36

**Table 233 - SISO Authorised Band Edge Results**

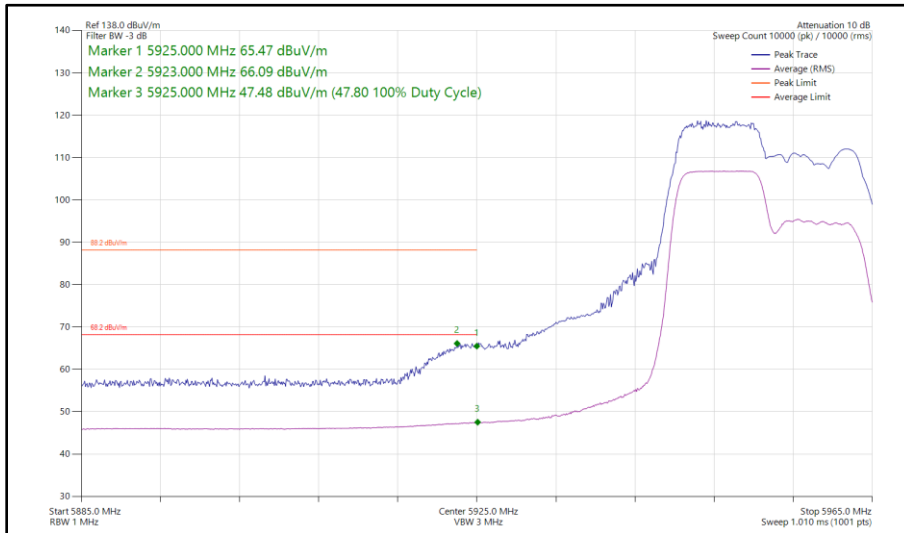


**Figure 96 - 802.11a, SISO, Core 1 - 5955 MHz  
 Band Edge Frequency 5925 MHz**

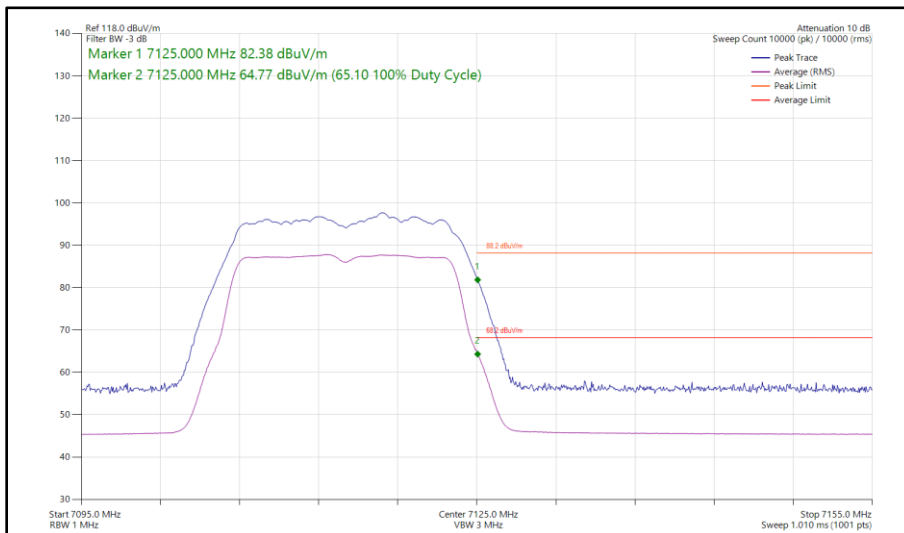


**Figure 97 - 802.11ax HE20, SU, SISO, Core 1 - 5955 MHz  
 Band Edge Frequency 5925 MHz**

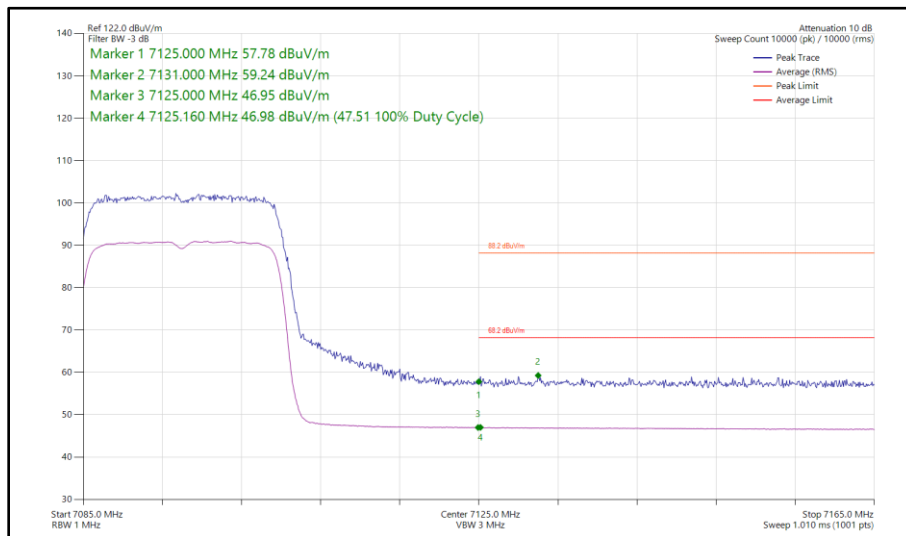




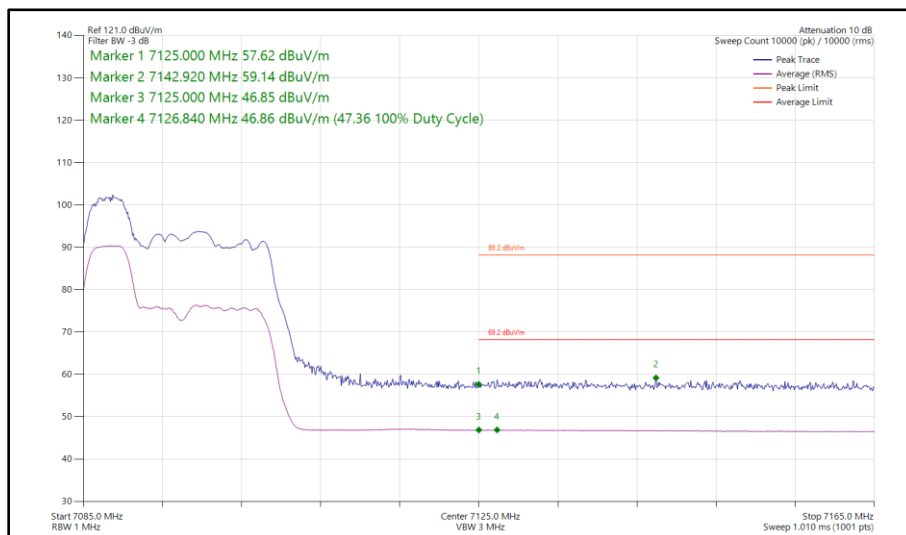
**Figure 98 - 802.11ax HE20, RU 106-53, SISO, Core 1 - 5955 MHz  
Band Edge Frequency 5925 MHz**



**Figure 99 - 802.11a, SISO, Core 1 - 7115 MHz  
Band Edge Frequency 7125 MHz**



**Figure 100 - 802.11ax HE20, SU, SISO, Core 1 - 7095 MHz  
Band Edge Frequency 7125 MHz**



**Figure 101 - 802.11ax HE20, RU 52-37, SISO, Core 1 - 7095 MHz  
Band Edge Frequency 7125 MHz**



20 MHz Bandwidth - Core 0 - Core 1 (CDD)

Mode	Data Rate/MCS	Resource Size	Resource Index	TX Frequency (MHz)	Band Edge Frequency (MHz)	Peak Level (dBμV/m)	Average Level (dBμV/m)
802.11ax HE20	MCS 4x1	SU	-	5955	5925	62.08	48.91
802.11ax HE20	MCS 11x1	106	53	5955	5925	57.56	46.33
802.11ax HE20	MCS 4x1	SU	-	7095	7125	59.51	47.16
802.11ax HE20	MCS 11x1	52	40	7095	7125	59.35	47.36

Table 234 - CDD Authorised Band Edge Results

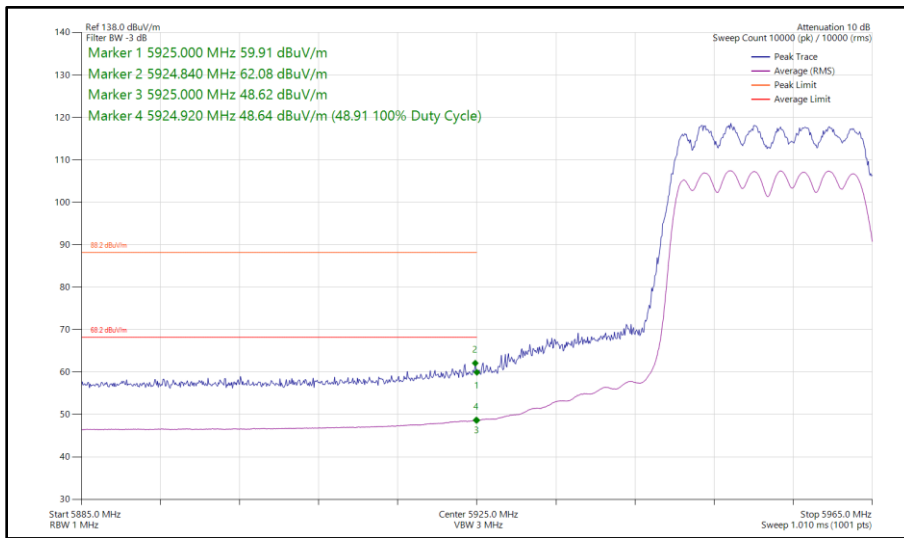


Figure 102 - 802.11ax HE20, SU, CDD, Core 0 - Core 1 - 5955 MHz  
 Band Edge Frequency 5925 MHz

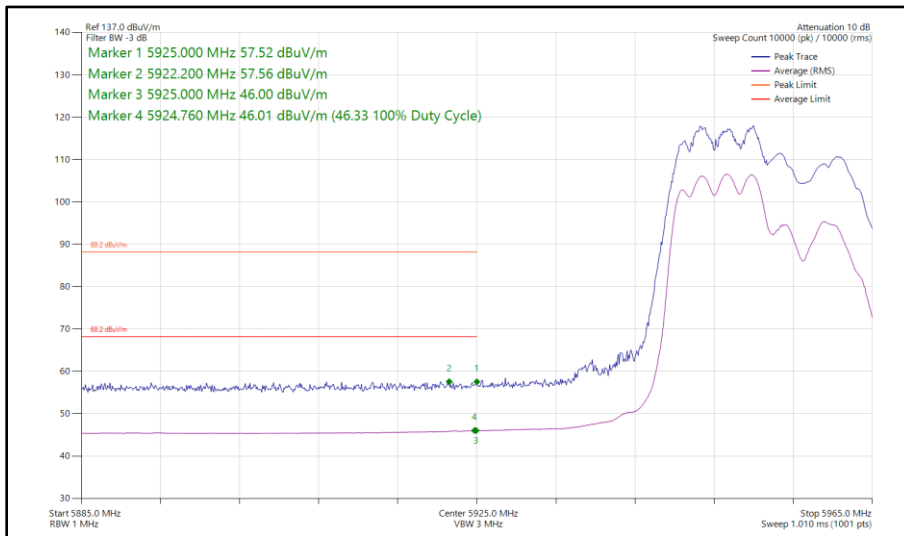
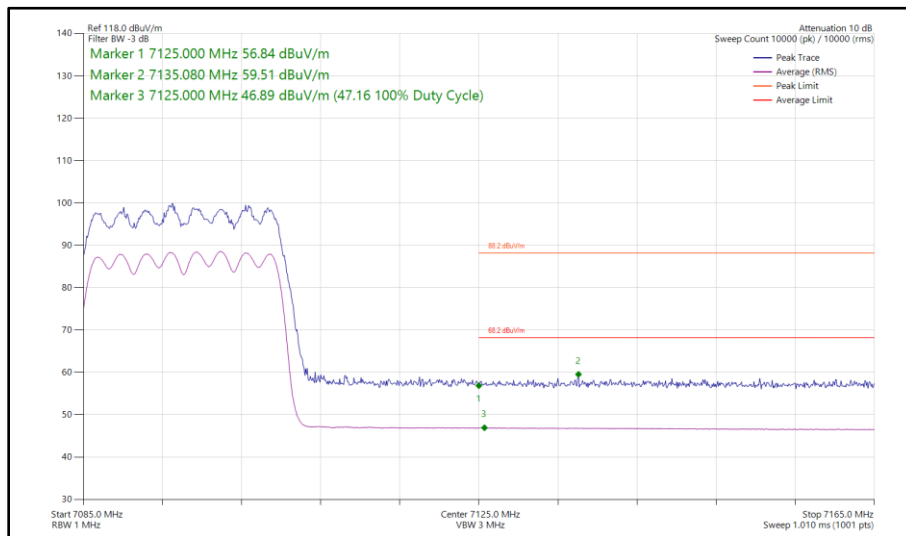
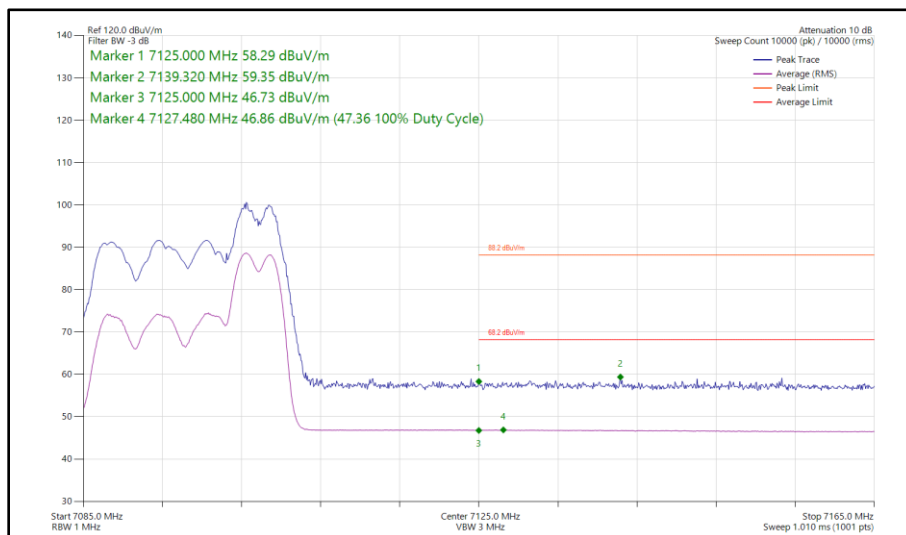


Figure 103 - 802.11ax HE20, RU 106-53, CDD, Core 0 - Core 1 - 5955 MHz  
 Band Edge Frequency 5925 MHz



**Figure 104 - 802.11ax HE20, SU, CDD, Core 0 - Core 1 - 7095 MHz  
Band Edge Frequency 7125 MHz**



**Figure 105 - 802.11ax HE20, RU 52-40, CDD, Core 0 - Core 1 - 7095 MHz  
Band Edge Frequency 7125 MHz**



20 MHz Bandwidth - Core 0 - Core 1 (SDM)

Mode	Data Rate/MCS	Resource Size	Resource Index	TX Frequency (MHz)	Band Edge Frequency (MHz)	Peak Level (dBμV/m)	Average Level (dBμV/m)
802.11ax HE20	MCS 11x2	SU	-	5955	5925	72.61	54.80
802.11ax HE20	MCS 11x2	106	53	5955	5925	60.08	47.55
802.11ax HE20	MCS 11x2	SU	-	7095	7125	59.31	47.69
802.11ax HE20	MCS 11x2	52	40	7095	7125	59.24	47.36

Table 235 - SDM Authorised Band Edge Results

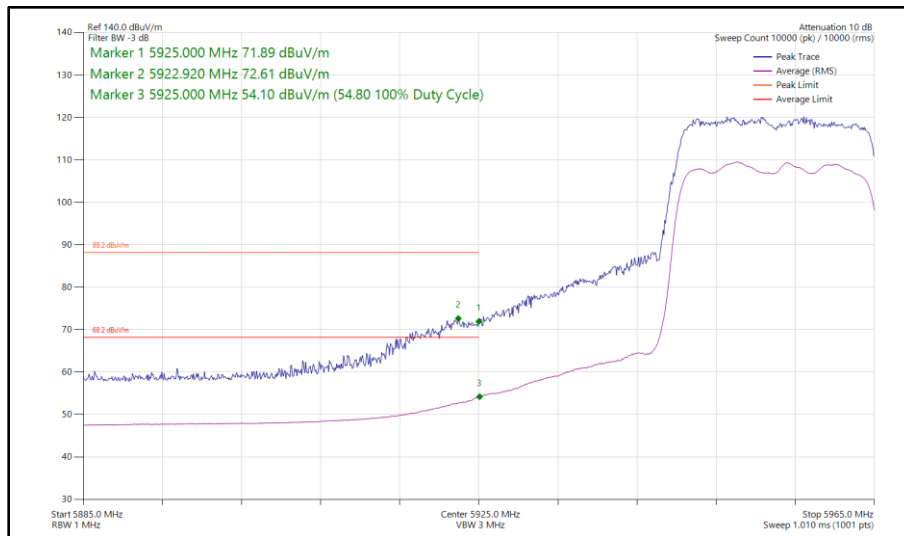


Figure 106 - 802.11ax HE20, SU, SDM, Core 0 - Core 1 - 5955 MHz  
 Band Edge Frequency 5925 MHz

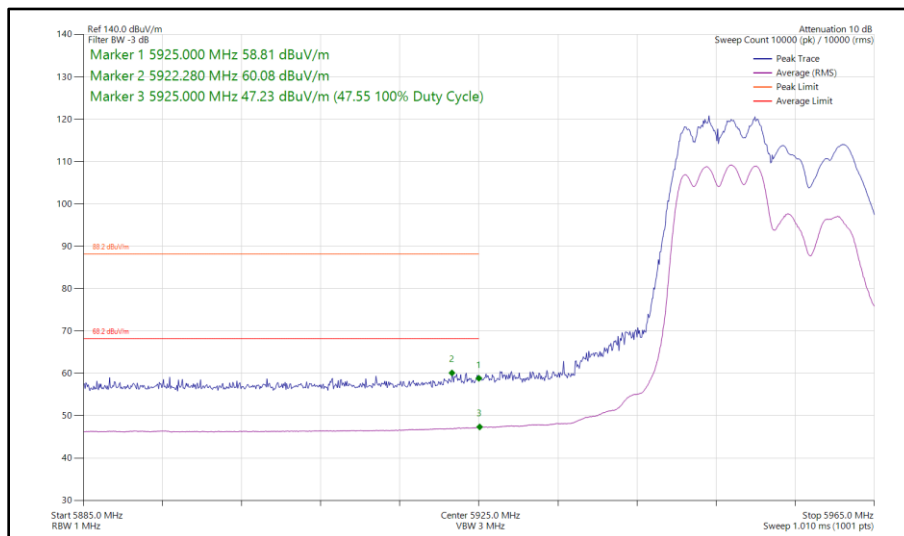
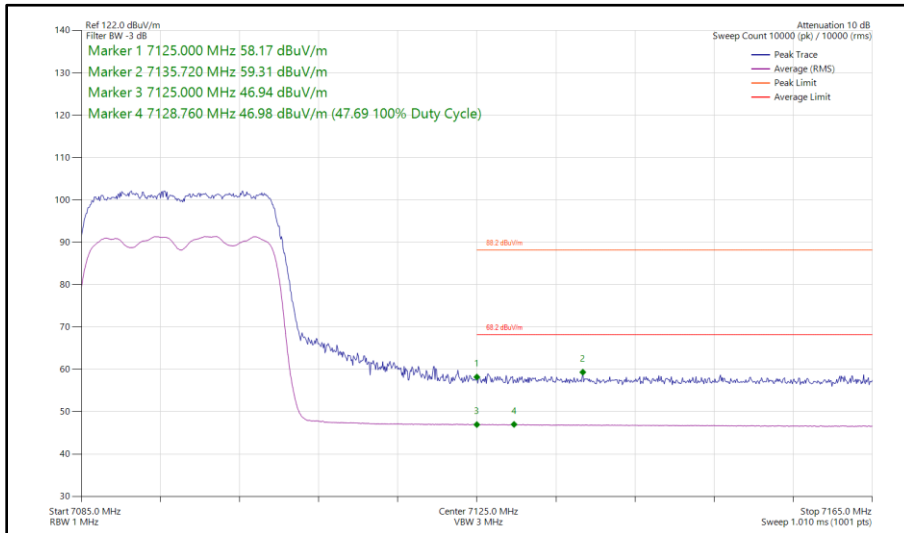
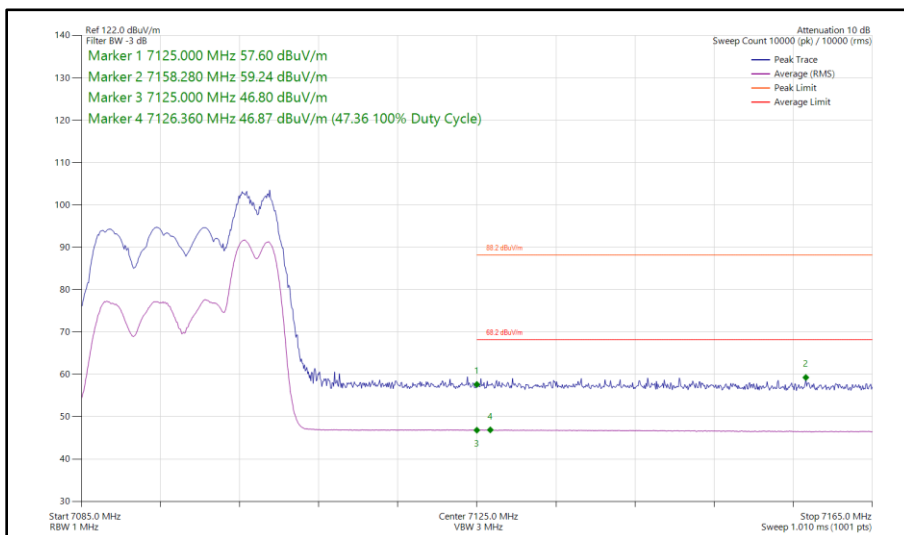


Figure 107 - 802.11ax HE20, RU 106-53, SDM, Core 0 - Core 1 - 5955 MHz  
 Band Edge Frequency 5925 MHz



**Figure 108 - 802.11ax HE20, SU, SDM, Core 0 - Core 1 - 7095 MHz  
Band Edge Frequency 7125 MHz**



**Figure 109 - 802.11ax HE20, RU 52-40, SDM, Core 0 - Core 1 - 7095 MHz  
Band Edge Frequency 7125 MHz**



20 MHz Bandwidth - Core 0 - Core 1 (TxBF)

Mode	Data Rate/ MCS	Resource Size	Resource Index	TX Frequency (MHz)	Band Edge Frequency (MHz)	Peak Level (dBμV/m)	Average Level (dBμV/m)
802.11ax HE20	MCS 11x1	SU	-	5955	5925	65.73	47.49
802.11ax HE20	MCS 4x1	SU	-	7095	7125	61.60	49.55

Table 236 - TxBF Authorised Band Edge Results

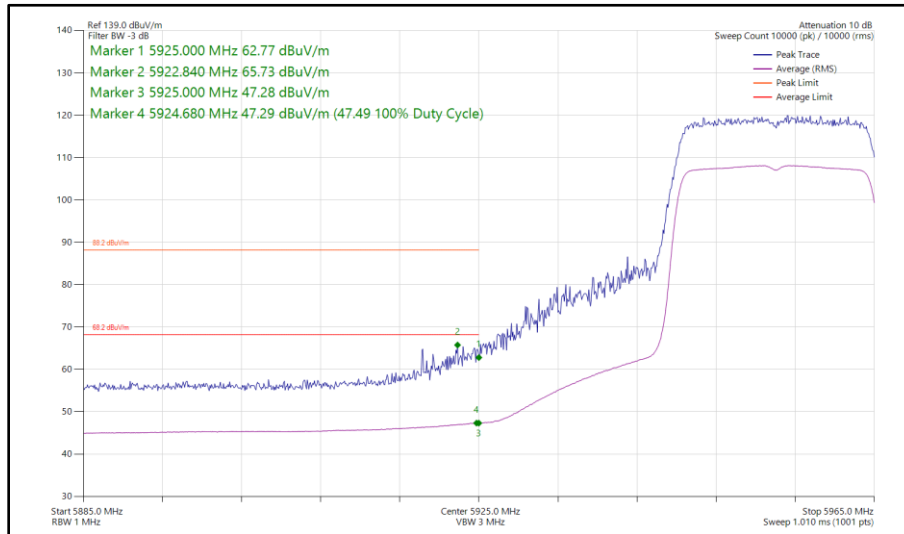


Figure 110 - 802.11ax HE20, SU, TxBF, Core 0 - Core 1 - 5955 MHz  
 Band Edge Frequency 5925 MHz

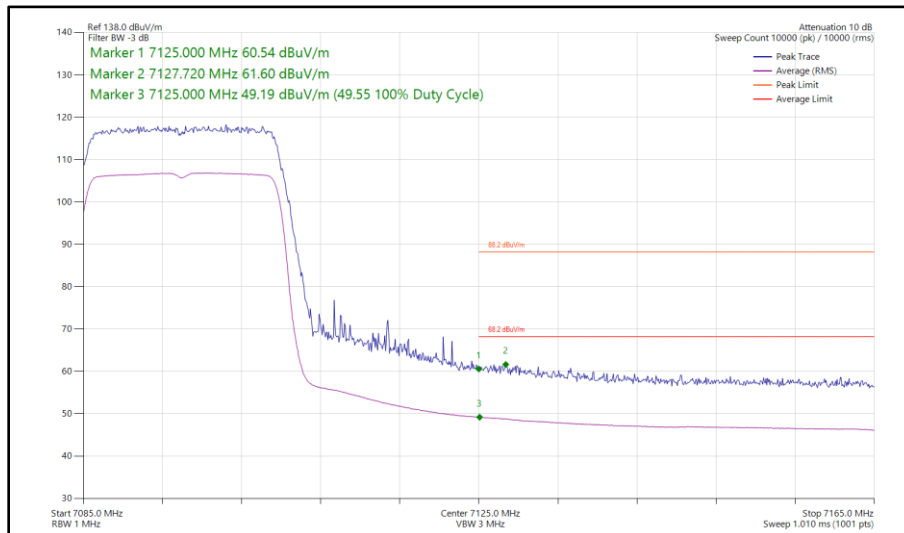


Figure 111 - 802.11ax HE20, SU, TxBF, Core 0 - Core 1 - 7095 MHz  
 Band Edge Frequency 7125 MHz



40 MHz Bandwidth - Core 0 (SISO)

Mode	Data Rate/MCS	Resource Size	Resource Index	TX Frequency (MHz)	Band Edge Frequency (MHz)	Peak Level (dBμV/m)	Average Level (dBμV/m)
802.11ax HE40	MCS 11x1	SU	-	5965	5925	77.82	61.46
802.11ax HE40	MCS 11x1	106	56	5965	5925	60.01	47.15
802.11ax HE40	MCS 11x1	SU	-	7085	7125	59.35	47.71
802.11ax HE40	MCS 11x1	106	53	7085	7125	58.88	47.50

Table 237 - SISO Authorised Band Edge Results

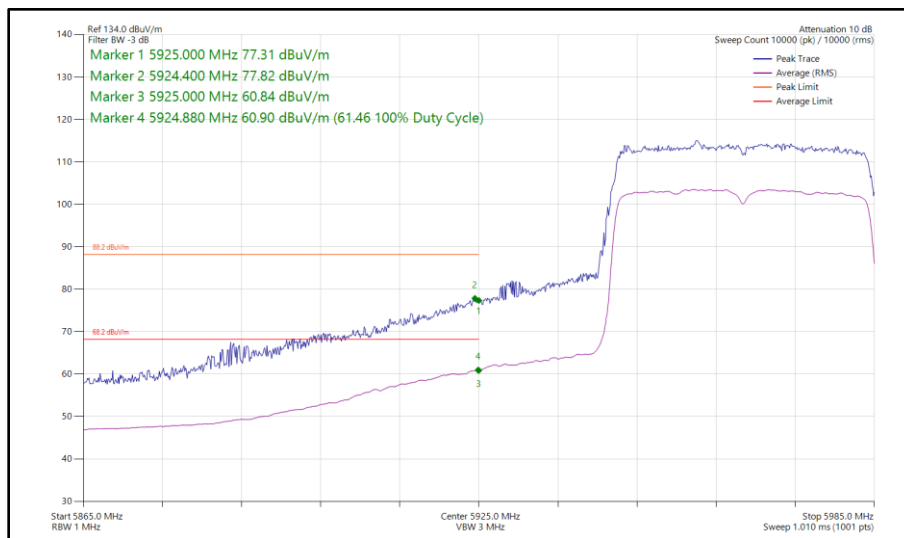


Figure 112 - 802.11ax HE40, SU, SISO, Core 0 - 5965 MHz  
 Band Edge Frequency 5925 MHz

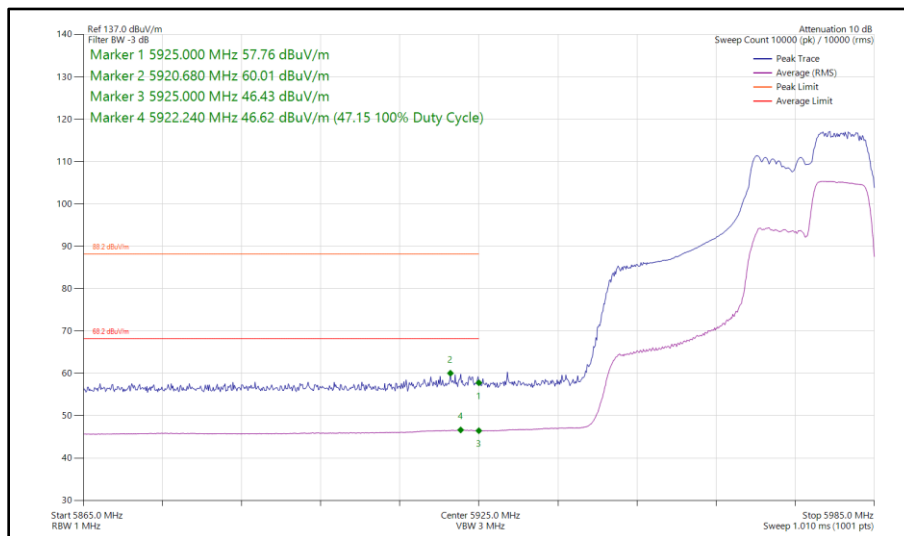
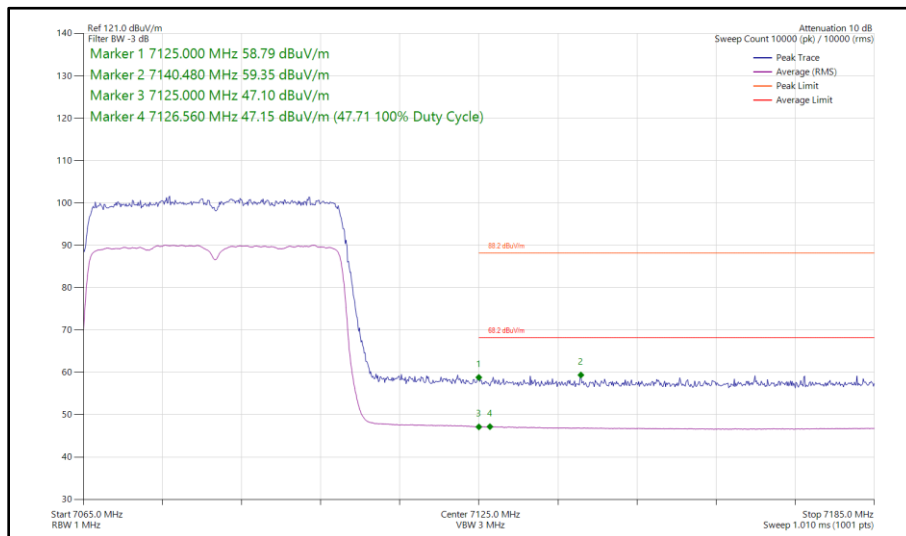
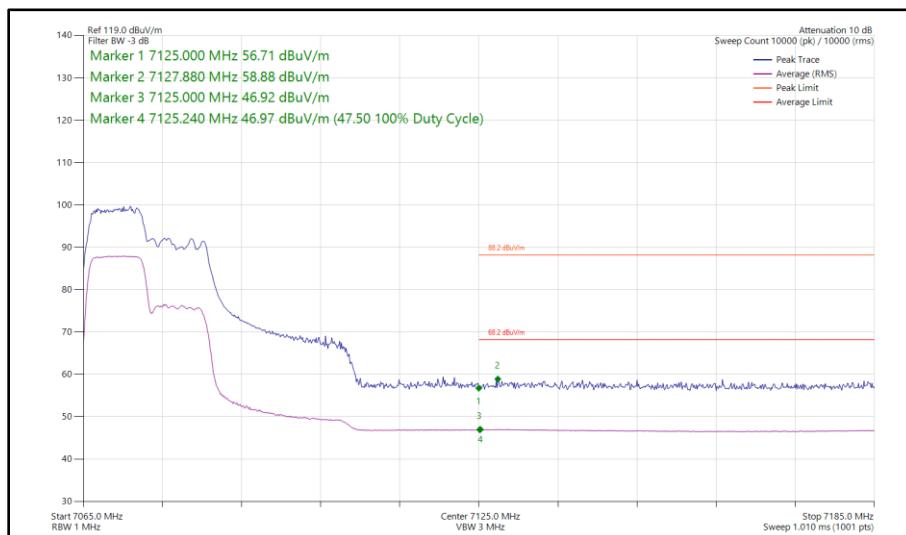


Figure 113 - 802.11ax HE40, RU 106-56, SISO, Core 0 - 5965 MHz  
 Band Edge Frequency 5925 MHz





**Figure 114 - 802.11ax HE40, SU, SISO, Core 0 - 7085 MHz  
Band Edge Frequency 7125 MHz**



**Figure 115 - 802.11ax HE40, RU 106-53, SISO, Core 0 - 7085 MHz  
Band Edge Frequency 7125 MHz**



40 MHz Bandwidth - Core 1 (SISO)

Mode	Data Rate/MCS	Resource Size	Resource Index	TX Frequency (MHz)	Band Edge Frequency (MHz)	Peak Level (dBμV/m)	Average Level (dBμV/m)
802.11ax HE40	MCS 4x1	SU	-	5965	5925	81.87	63.93
802.11ax HE40	MCS 11x1	106	56	5965	5925	59.93	47.30
802.11ax HE40	MCS 11x1	SU	-	7085	7125	59.66	47.79
802.11ax HE40	MCS 11x1	106	53	7085	7125	59.25	47.60

Table 238 - SISO Authorised Band Edge Results

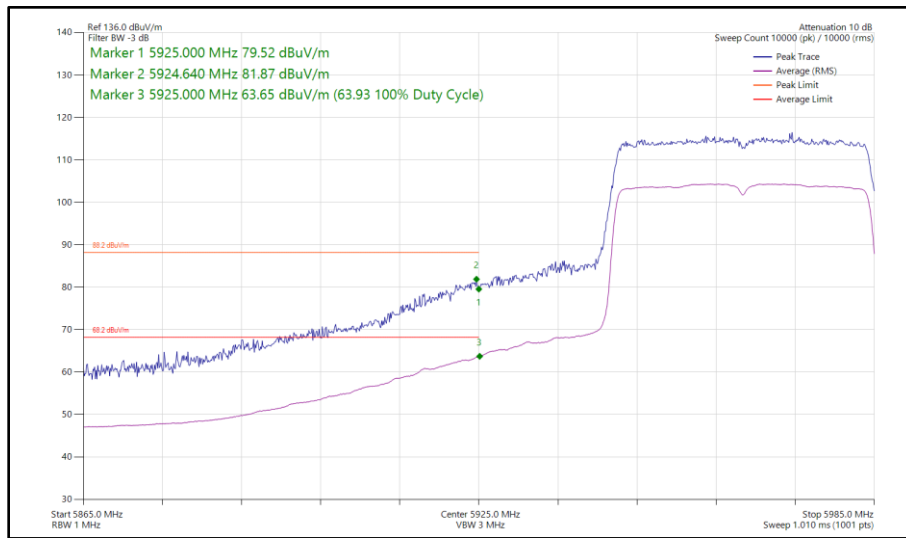


Figure 116 - 802.11ax HE40, SU, SISO, Core 1 - 5965 MHz  
 Band Edge Frequency 5925 MHz

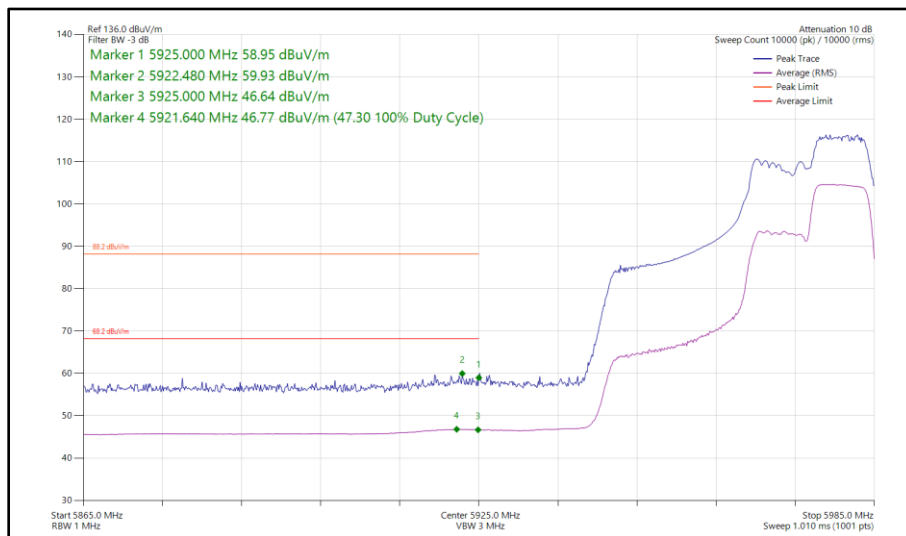
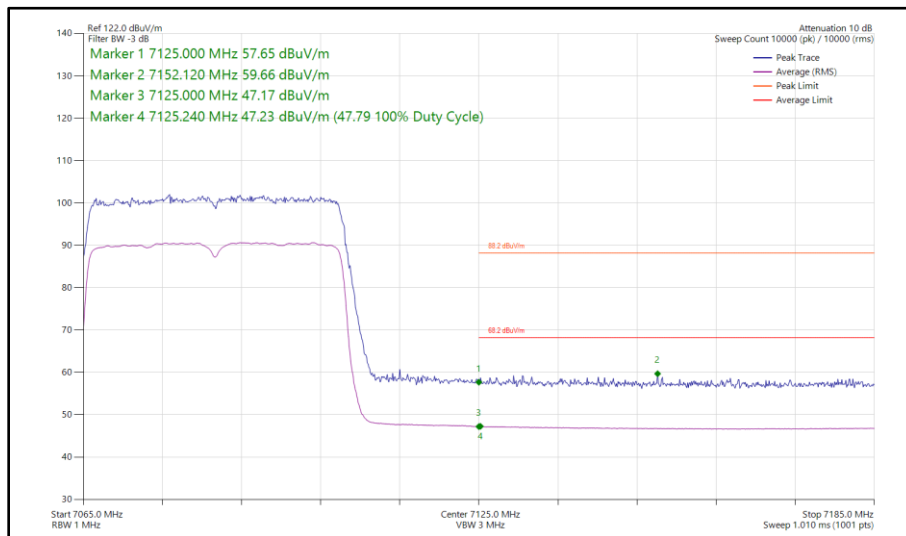
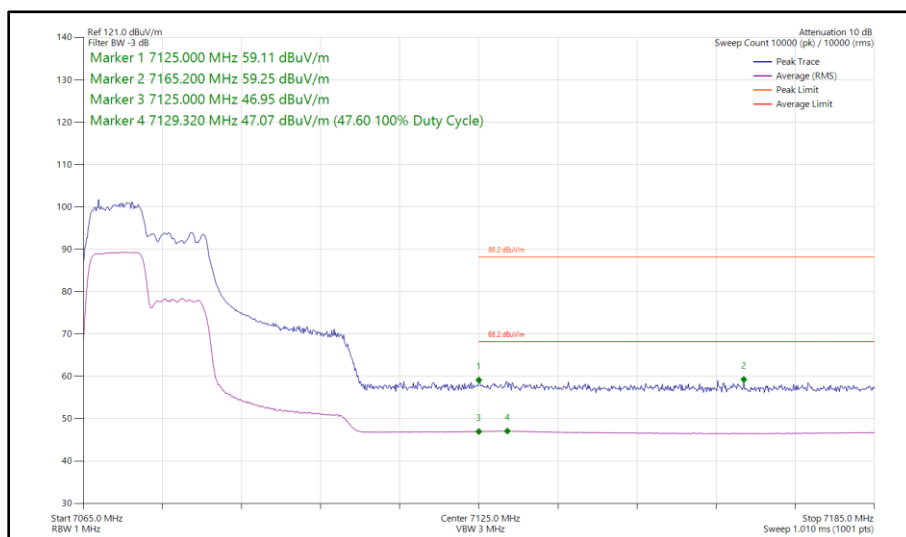


Figure 117 - 802.11ax HE40, RU 106-56, SISO, Core 1 - 5965 MHz  
 Band Edge Frequency 5925 MHz



**Figure 118 - 802.11ax HE40, SU, SISO, Core 1 - 7085 MHz  
Band Edge Frequency 7125 MHz**



**Figure 119 - 802.11ax HE40, RU 106-53, SISO, Core 1 - 7085 MHz  
Band Edge Frequency 7125 MHz**



40 MHz Bandwidth - Core 0 - Core 1 (CDD)

Mode	Data Rate/MCS	Resource Size	Resource Index	TX Frequency (MHz)	Band Edge Frequency (MHz)	Peak Level (dBμV/m)	Average Level (dBμV/m)
802.11ax HE40	MCS 11x1	SU	-	5965	5925	76.53	60.79
802.11ax HE40	MCS 11x1	106	56	5965	5925	59.88	46.93
802.11ax HE40	MCS 4x1	SU	-	7085	7125	58.63	47.33
802.11ax HE40	MCS 11x1	106	53	7085	7125	58.92	47.52

Table 239 - CDD Authorised Band Edge Results

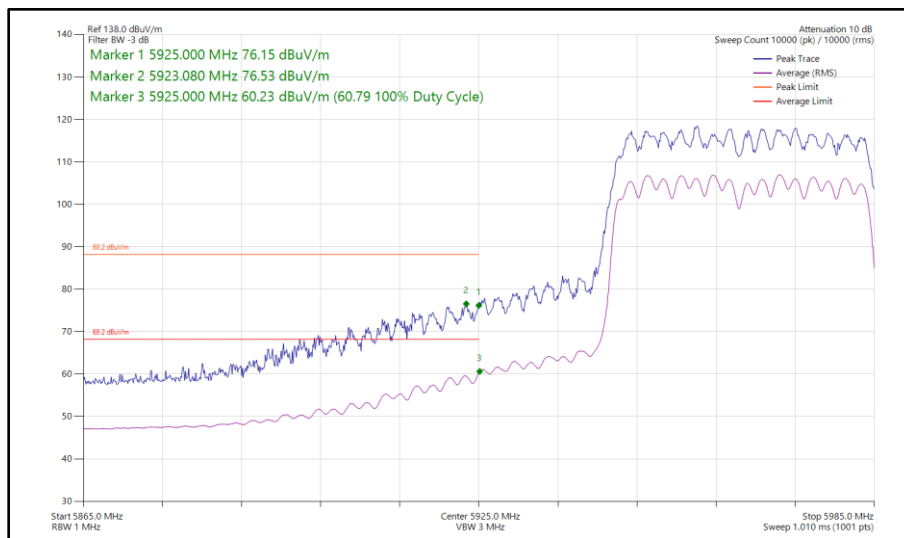


Figure 120 - 802.11ax HE40, SU, CDD, Core 0 - Core 1 - 5965 MHz Band Edge Frequency 5925 MHz

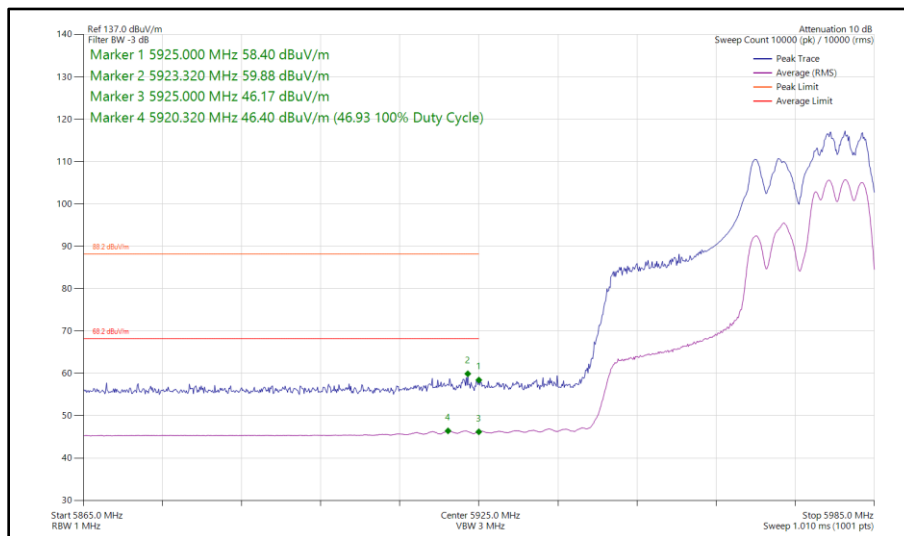
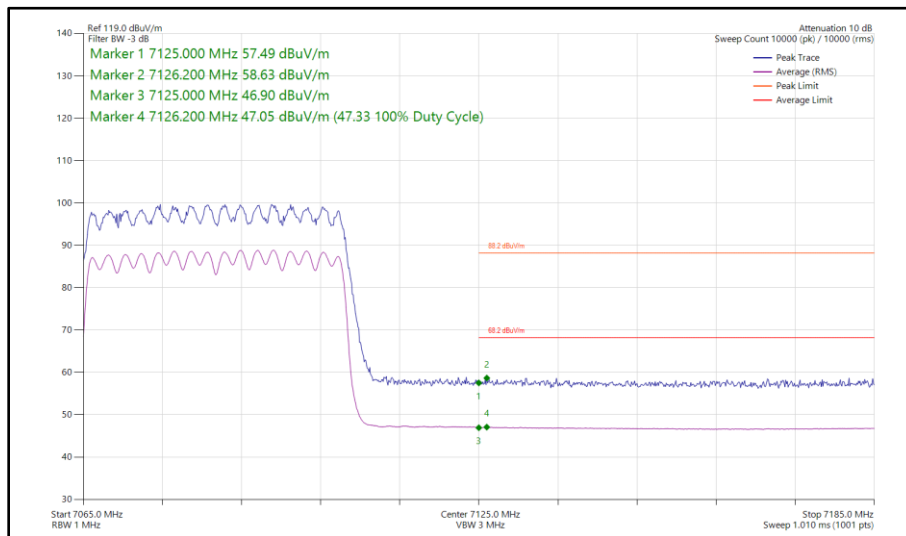
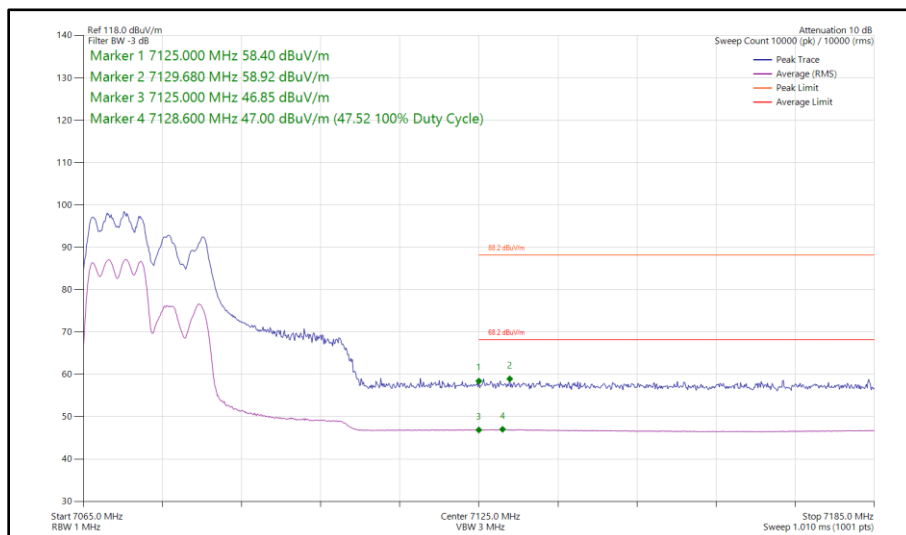


Figure 121 - 802.11ax HE40, RU 106-56, CDD, Core 0 - Core 1 - 5965 MHz Band Edge Frequency 5925 MHz



**Figure 122 - 802.11ax HE40, SU, CDD, Core 0 - Core 1 - 7085 MHz  
Band Edge Frequency 7125 MHz**



**Figure 123 - 802.11ax HE40, RU 106-53, CDD, Core 0 - Core 1 - 7085 MHz  
Band Edge Frequency 7125 MHz**



40 MHz Bandwidth - Core 0 - Core 1 (SDM)

Mode	Data Rate/MCS	Resource Size	Resource Index	TX Frequency (MHz)	Band Edge Frequency (MHz)	Peak Level (dBµV/m)	Average Level (dBµV/m)
802.11ax HE40	MCS 4x2	SU	-	5965	5925	79.37	64.06
802.11ax HE40	MCS 11x2	106	56	5965	5925	60.93	48.47
802.11ax HE40	MCS 11x2	SU	-	7085	7125	59.31	47.90
802.11ax HE40	MCS 11x2	106	53	7085	7125	59.31	47.66

Table 240 - SDM Authorised Band Edge Results

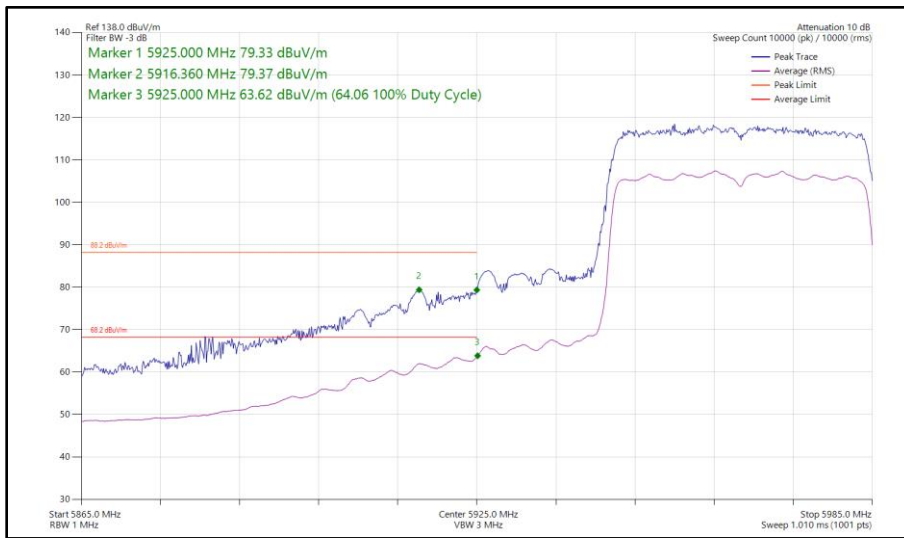


Figure 124 - 802.11ax HE40, SU, SDM, Core 0 - Core 1 - 5965 MHz Band Edge Frequency 5925 MHz

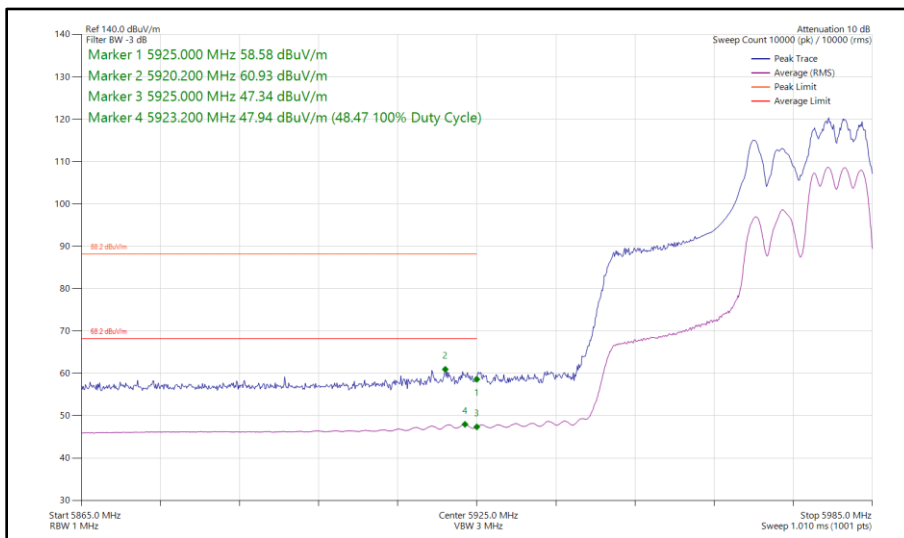
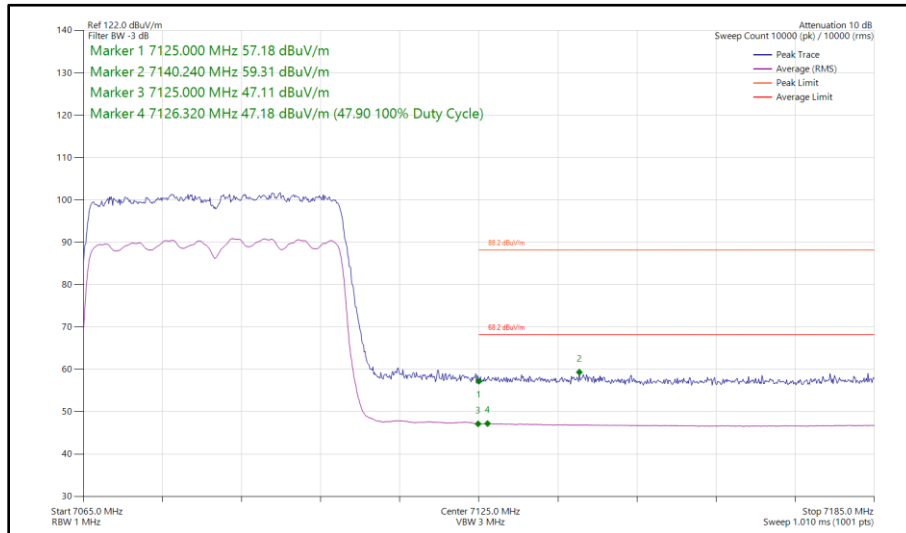
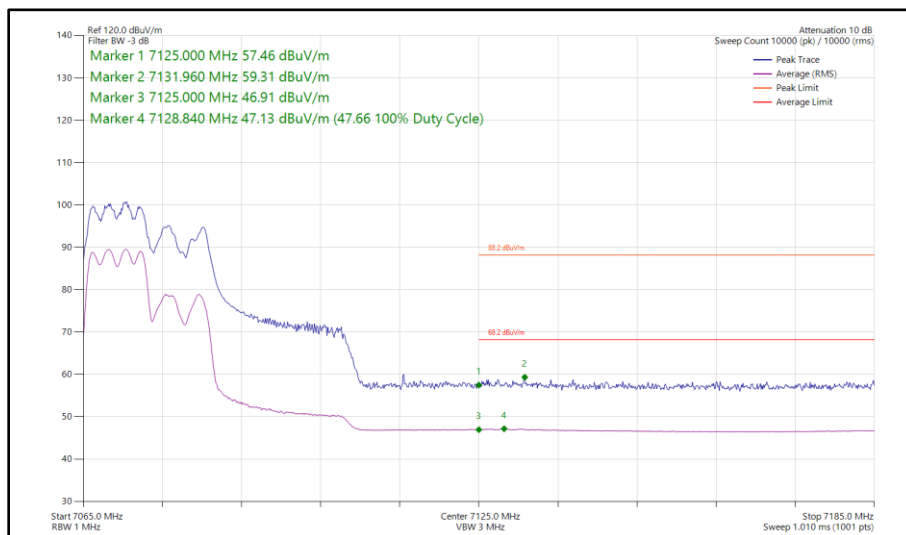


Figure 125 - 802.11ax HE40, RU 106-56, SDM, Core 0 - Core 1 - 5965 MHz Band Edge Frequency 5925 MHz



**Figure 126 - 802.11ax HE40, SU, SDM, Core 0 - Core 1 - 7085 MHz  
Band Edge Frequency 7125 MHz**



**Figure 127 - 802.11ax HE40, RU 106-53, SDM, Core 0 - Core 1 - 7085 MHz  
Band Edge Frequency 7125 MHz**