

FCC Test Report

Apple Inc
Model: A3401



In accordance with FCC 47 CFR Part 15E
(6 GHz WLAN)

Prepared for: Apple Inc
One Apple Park Way
Cupertino
California
95014
USA

FCC ID: BCGA3401

COMMERCIAL-IN-CONFIDENCE

Document 75961394-73 Issue 01

SIGNATURE

NAME	JOB TITLE	RESPONSIBLE FOR	ISSUE DATE
Tiago De Camargo Alves	Technical Support	Authorised Signatory	16 October 2024

Signatures in this approval box have checked this document in line with the requirements of TÜV SÜD document control rules.

ENGINEERING STATEMENT

The measurements shown in this report were made in accordance with the procedures described on test pages. All reported testing was carried out on a sample equipment to demonstrate limited compliance with FCC 47 CFR Part 15E. The sample tested was found to comply with the requirements defined in the applied rules.

RESPONSIBLE FOR	NAME	DATE	SIGNATURE
Report Generation	Lauren Walters	16 October 2024	

FCC Accreditation
553713/UK2026 Concorde Park, Fareham Test Laboratory

EXECUTIVE SUMMARY

A sample of this product was tested and found to be compliant with FCC 47 CFR Part 15E: 2023 for the tests detailed in section 1.3.



DISCLAIMER AND COPYRIGHT

This non-binding report has been prepared by TÜV SÜD with all reasonable skill and care. The document is confidential to the potential Client and TÜV SÜD. No part of this document may be reproduced without the prior written approval of TÜV SÜD. © 2024 TÜV SÜD. This report relates only to the actual item/items tested.

ACCREDITATION

Our UKAS Accreditation does not cover opinions and interpretations and any expressed are outside the scope of our UKAS Accreditation. Results of tests not covered by our UKAS Accreditation Schedule are marked NUA (Not UKAS Accredited). Results of tests covered by our Flexible UKAS Accreditation Schedule are marked FS (Flexible Scope).

TÜV SÜD
is a trading name of TÜV SÜD Ltd
Registered in Scotland at East Kilbride,
Glasgow G75 0QF, United Kingdom
Registered number: SC215164

TÜV SÜD Ltd is a
TÜV SÜD Group Company

Phone: +44 (0) 1489 558100
Fax: +44 (0) 1489 558101
www.tuvsud.com/en

TÜV SÜD
Octagon House
Concorde Way
Fareham
Hampshire PO15 5RL
United Kingdom



Contents

1	Report Summary	2
1.1	Report Modification Record.....	2
1.2	Introduction.....	2
1.3	Brief Summary of Results	3
1.4	Product Information	4
1.5	Deviations from the Standard.....	5
1.6	Identification of the EUT	6
1.7	EUT Modification Record	6
1.8	Test Location	7
2	Test Details	8
2.1	Emission Bandwidth	8
2.2	Dual Client Test.....	84
2.3	Transmit Power Control.....	88
2.4	Maximum Conducted Output Power	92
2.5	Maximum Conducted Power Spectral Density	155
2.6	Authorised Band Edges	218
2.7	Spurious Radiated Emissions	258
2.8	Unwanted Emissions within the 5925-7125 MHz band.....	278
2.9	Contention Based Protocol	345
3	Measurement Uncertainty	365



1 Report Summary

1.1 Report Modification Record

Alterations and additions to this report will be issued to the holders of each copy in the form of a complete document.

Issue	Description of Change	Date of Issue
1	First Issue	16-October-2024

Table 1

1.2 Introduction

Applicant	Apple Inc
Manufacturer	Apple Inc
EUT/Sample Identification	Refer to section 1.6
Test Specification/Issue/Date	FCC 47 CFR Part 15E: 2023
Start of Test	04-September-2024
Finish of Test	10-October-2024
Name of Engineer(s)	David Hill, Feda Hussein, Jayvir Makwana, Stefan Gilfedder, Colin Brain, Elliot Callender, Manohar Thota, Vineeth Nagaraj, Ahmed Al Derdiri, Ian Hart, Ioan-Alexandru Bogatu and Morsalin Hossain
Related Document(s)	ANSI C63.10 (2020) KDB 662911 D01 v02r01 KDB 789033 D02 v02r01 KDB 987594 D02 v02 KDB 987594 DR03-45383



1.3 Brief Summary of Results

A brief summary of the tests carried out in accordance with FCC 47 CFR Part 15E is shown below.

Section	Specification Clause	Test Description	Result	Comments/Base Standard
Configuration and Mode: 6 GHz WLAN				
-	15.203	Antenna Requirement	N/T	The device complies with the provisions of this section, as it uses permanently attached integral antennas.
2.1	15.407 (a)	Emission Bandwidth	Pass	KDB 789033 D02 v02r01
2.2	15.407(a)	Dual Client Test	Pass	KDB 987594 D02 v02r01
2.3	15.407 (d)(10)	Transmit Power Control	Pass	KDB 987594 DR03-45383
2.4	15.407 (a)	Maximum Conducted Output Power	Pass	KDB 662911 D01 v02r01 KDB 789033 D02 v02r01
2.5	15.407 (a)	Maximum Conducted Power Spectral Density	Pass	KDB 662911 D01 v02r01 KDB 789033 D02 v02r01
2.6	15.407 (b)	Authorised Band Edges	Pass	ANSI C63.10 (2020) KDB 789033 D02 v02r01
2.7	15.209 and 15.407 (b)	Spurious Radiated Emissions	Pass	ANSI C63.10 (2020) KDB 789033 D02 v02r01
2.8	15.407 (b)	Unwanted Emissions within the 5925-6425 MHz band	Pass	KDB 987594 D02 v02r01
2.9	15.407 (d)(6)	Contention Based Protocol	Pass	KDB 987594 D02 v02r01

Table 2



1.4 Product Information

1.4.1 Technical Description

The equipment under test (EUT) was a portable laptop computer.

1.4.2 Test Modes

The EUT's 6 GHz 802.11 radio supported SISO (Single Input/Single Output) and 2x2 MIMO (Multiple Input/Multiple Output) modes. 802.11a supports 20 MHz bandwidth only. 802.11ax supported 20 MHz, 40 MHz, 80 MHz and 160 MHz bandwidths.

802.11a mode supported SISO operation only. 802.11ax supported SISO, Cyclic Delay Diversity (CDD) and Space Division Multiplexing (SDM) modes. It also supported Transmit Beamforming (TxBF) mode on 20 MHz, 40 MHz and 80 MHz bandwidths. The EUT supported 802.11ax Single User (SU) and Multi-User (MU) with all Resource Unit (RU) sizes from 26 subcarriers, up to the maximum allowed, dependent on channel bandwidth.

The EUT is categorized a Dual Client (6CD) device operating in the 5.925-7.125 GHz bands. It will operate under the control of a Low Power Indoor (LPI) access point, or a standard power access point.

The EUT can also operate as a Very Low Power (6VL) device.

The EUT uses different output powers per core dependent on how many cores are used. The EUT also uses different power tables for Cyclic Delay Diversity (CDD), Space Division Multiplexing (SDM) and Transmit Beamforming (TxBF) modes. It uses the same conducted power across all cores in any given mode, but due to the different antenna gains the radiated powers per core differ.

After preliminary investigations were performed to find worst-case operation, the EUT was tested in the following modes:

SISO Modes (5925 to 6105 MHz - Core 1 / 6105 to 7125 MHz - Core 0):

- 802.11a – 12 Mbps
- 802.11ax HE20 SU – MCS2x1
- 802.11ax HE40 SU – MCS2x1
- 802.11ax HE80 SU – MCS2x1
- 802.11ax HE160 SU – MCS2x1
- 802.11ax HE20 MU RU26/52/106 – MCS2x1

2x2 MIMO Modes (Core 0+1 for U-NII-5 / 6 / 7 / 8):

- 802.11ax HE20 SU – CDD (MCS2x1), SDM (MCS2x2) and TxBF (MCS2x1)
- 802.11ax HE40 SU – CDD (MCS2x1), SDM (MCS2x2) and TxBF (MCS2x1)
- 802.11ax HE80 SU – CDD (MCS2x1), SDM (MCS2x2) and TxBF (MCS2x1)
- 802.11ax HE160 SU – CDD (MCS2x1) and SDM (MCS2x2)
- 802.11ax HE20 MU RU26/52/106 – CDD (MCS2x1) and SDM (MCS2x2)

*Note: The RU offset for bottom and middle channels were placed in the lowest position and on the top channel, the offset was placed in the upper most position

1.4.3 Test Setup

For conducted tests the EUT antennas were disconnected and replaced with U.FL to SMA test cables to enable conducted testing on each core. The loss of these test cables were known and compensated for in any conducted measurements.



For all testing except Contention Based Protocol, Dual Client & TPC tests the EUT was put into a continuous transmit test mode with the chipset manufacturer's test commands. The EUT then transmitted the required type of packeted 802.11 data frames of fixed length, containing the standard headers and with pseudo-random data content, ensuring the measured signals were representative and contained all the symbols at the highest power control level.

The test setup used for Contention Based Protocol, Dual Client & TPC tests are described in the relevant test result sections of the present document.

1.4.4 Antenna Gain Table

Antenna Port	Frequency Range (MHz)	Peak Gain (dBi)	Conducted Cable Loss (dB)
Core 0	5925 to 6105	4.5	1.15
	6105 to 6265	4.7	1.17
	6265 to 6425	5.2	1.21
	6425 to 6525	4.4	1.27
	6525 to 6875	5.1	1.25
	6875 to 7125	3.4	1.26
Core 1	5925 to 6105	5.1	1.15
	6105 to 6265	3.4	1.17
	6265 to 6425	1.9	1.21
	6425 to 6525	3.4	1.27
	6525 to 6875	3.2	1.25
	6875 to 7125	1.1	1.26

Table 3

1.5 Deviations from the Standard

No deviations from the applicable test standard were made during testing.



1.6 Identification of the EUT

The table below details identification of the EUT(s) that have been used to carry out the testing within this report.

Model: A3401			
Serial Number	Hardware Version	Software Version	Firmware
JVJC362FKV	REV1.0	24A32191s	23.30.16
K9PCWXV94P	REV1.0	24B2056	23.10.889.3
H56R7RH7PK	REV1.0	24A32831c	23.30.16
D097W7KM29	REV1.0	24A32831c	23.30.16
G2MY7DN2XQ	REV1.0	24A32191s	23.30.16
HHJTCJ96L9	REV1.0	24A32191s	23.30.16
NXH27LCYXG	REV1.0	24B13a	23.10.8760.41.51.158

Table 4

1.7 EUT Modification Record

The table below details modifications made to the EUT during the test programme.

The modifications incorporated during each test are recorded on the appropriate test pages.

Modification State	Description of Modification still fitted to EUT	Modification Fitted By	Date Modification Fitted
Model: A3401, Serial Number: JVJC362FKV			
0	As supplied by the customer	Not Applicable	Not Applicable
Model: A3401, Serial Number: K9PCWXV94P			
0	As supplied by the customer	Not Applicable	Not Applicable
Model: A3401, Serial Number: H56R7RH7PK			
0	As supplied by the customer	Not Applicable	Not Applicable
Model: A3401, Serial Number: D097W7KM29			
0	As supplied by the customer	Not Applicable	Not Applicable
Model: A3401, Serial Number: G2MY7DN2XQ			
0	As supplied by the customer	Not Applicable	Not Applicable
Model: A3401, Serial Number: HHJTCJ96L9			
0	As supplied by the customer	Not Applicable	Not Applicable
Model: A3401, Serial Number: NXH27LCYXG			
0	As supplied by the customer	Not Applicable	Not Applicable

Table 5



1.8 Test Location

TÜV SÜD conducted the following tests at our Concorde Park Test Laboratory.

Test Name	Name of Engineer(s)	Accreditation
Configuration and Mode: 6 GHz WLAN		
Emission Bandwidth	David Hill, Feda Hussein and Jayvir Makwana	UKAS
Dual Client Test	Stefan Gilfedder	UKAS
Transmit Power Control	Stefan Gilfedder	UKAS
Maximum Conducted Output Power	David Hill, Feda Hussein and Jayvir Makwana	UKAS
Maximum Conducted Power Spectral Density	David Hill, Feda Hussein and Jayvir Makwana	UKAS
Authorised Band Edges	Colin Brain, Elliot Callender, Manohar Thota and Vineeth Nagaraj	UKAS
Spurious Radiated Emissions	Ahmed Al Dirdiri, Ian Hart, Ioan-Alexandru Bogatu and Morsalin Hossain	UKAS
Unwanted Emissions within the 5925-7125 MHz band	David Hill, Feda Hussein and Jayvir Makwana	UKAS
Contention Based Protocol	Stefan Gilfedder	UKAS

Table 6

Office Address:

TÜV SÜD
Concorde Park
Concorde Way
Fareham
Hampshire
PO15 5FG
United Kingdom



2 Test Details

2.1 Emission Bandwidth

2.1.1 Specification Reference

FCC 47 CFR Part 15E, Clause 15.407 (a)

2.1.2 Equipment Under Test and Modification State

A3401, S/N: G2MY7DN2XQ - Modification State 0
A3401, S/N: HHJTCJ96L9 - Modification State 0
A3401, S/N: NXH27LCYXG - Modification State 0

2.1.3 Date of Test

26-September-2024 to 09-October-2024

2.1.4 Test Method

The test was performed in accordance with KDB 789033 D02, clause II.C.1 for 26 dB bandwidth and clause D for 99% occupied bandwidth.

2.1.5 Environmental Conditions

Ambient Temperature	20.5 - 22.1 °C
Relative Humidity	48.4 - 59.4 %



2.1.6 Test Results

6 GHz WLAN

SISO

Protocol	26 dB Bandwidth (MHz)	
	Minimum	Maximum
802.11a LPI	21.000	21.240
802.11ax HE20 SU LPI	21.240	21.480
802.11ax HE40 SU LPI	41.760	42.120
802.11ax HE80 SU LPI	82.500	83.160
802.11ax HE160 SU LPI	166.740	167.580
802.11a SP	21.060	21.480
802.11ax HE20 SU SP	21.240	21.720
802.11ax HE40 SU SP	41.880	42.720
802.11ax HE80 SU SP	82.500	96.580
802.11ax HE160 SU SP	166.740	167.580
802.11a VLP	21.060	21.120
802.11ax HE20 SU VLP	21.240	21.480
802.11ax HE40 SU VLP	41.760	42.240
802.11ax HE80 SU VLP	82.500	82.940
802.11ax HE160 SU VLP	167.580	168.000

Table 7 - 26 dB Bandwidth Summary Results - SISO



Protocol	99% Bandwidth (MHz)	
	Minimum	Maximum
802.11a LPI	16.680	16.740
802.11ax HE20 SU LPI	18.960	19.080
802.11ax HE40 SU LPI	37.920	38.040
802.11ax HE80 SU LPI	77.220	77.440
802.11ax HE160 SU LPI	156.240	156.660
802.11a SP	16.680	16.800
802.11ax HE20 SU SP	19.020	19.080
802.11ax HE40 SU SP	37.920	38.160
802.11ax HE80 SU SP	77.220	77.440
802.11ax HE160 SU SP	156.240	156.660
802.11a VLP	16.680	16.740
802.11ax HE20 SU VLP	19.020	19.080
802.11ax HE40 SU VLP	38.040	38.040
802.11ax HE80 SU VLP	77.220	77.440
802.11ax HE160 SU VLP	156.240	156.660

Table 8 - 99% Bandwidth Summary Results - SISO

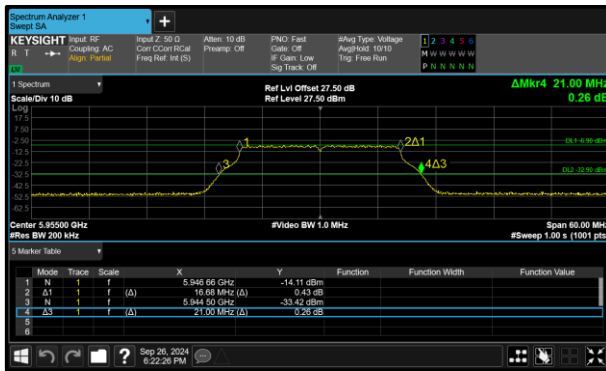


Figure 1 - 802.11a LPI Minimum 99% OBW

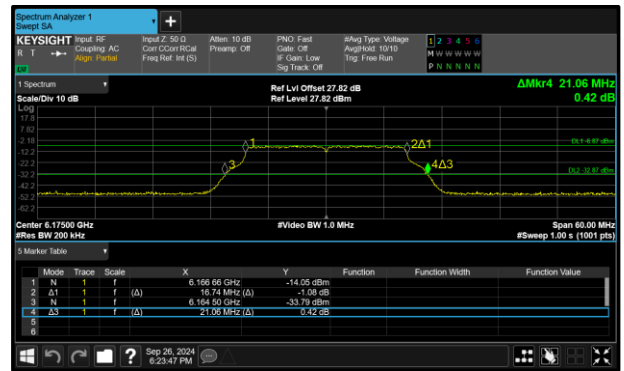


Figure 2 - 802.11a LPI Maximum 99% OBW

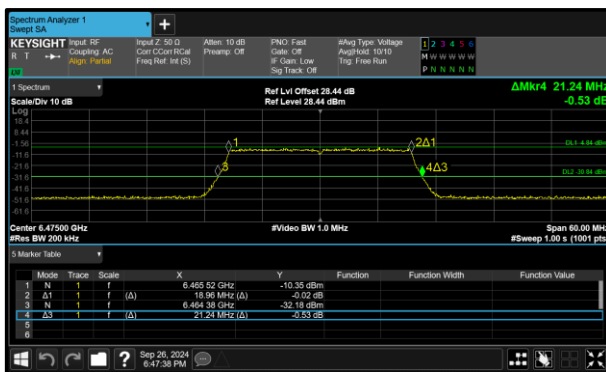


Figure 3 - 802.11ax HE20 SU LPI Minimum 99% OBW

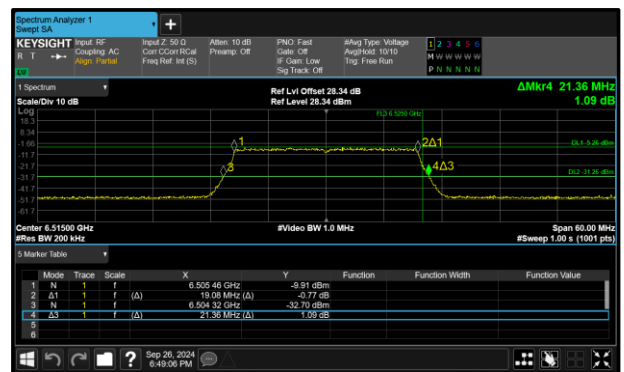


Figure 4 - 802.11ax HE20 SU LPI Maximum 99% OBW

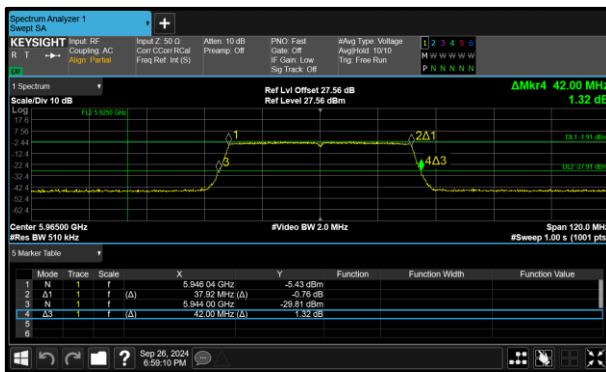


Figure 5 - 802.11ax HE40 SU LPI Minimum 99% OBW

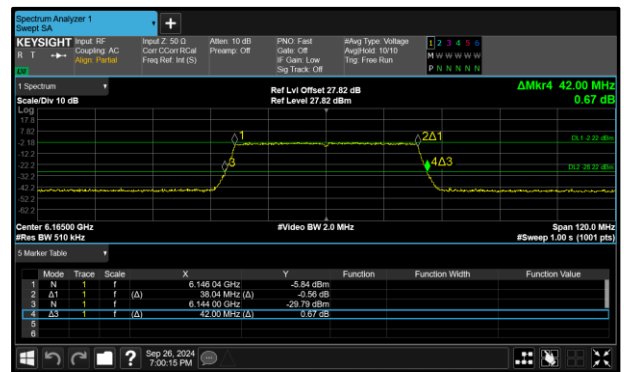


Figure 6 - 802.11ax HE40 SU LPI Maximum 99% OBW

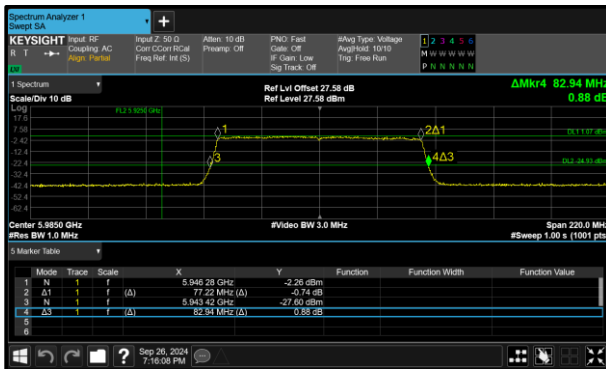


Figure 7 - 802.11ax HE80 SU LPI Minimum 99% OBW

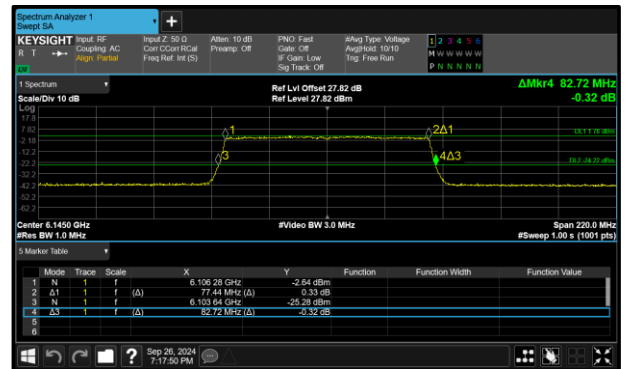


Figure 8 - 802.11ax HE80 SU LPI Maximum 99% OBW

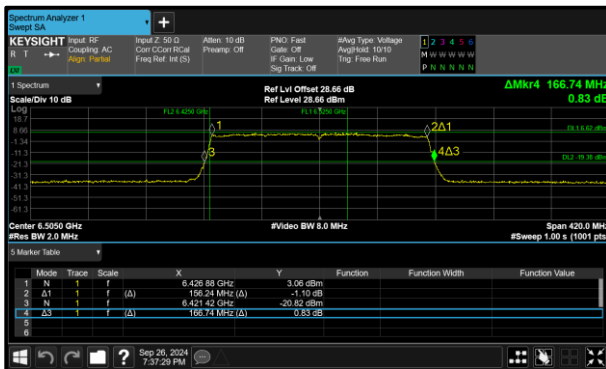


Figure 9 - 802.11ax HE160 SU LPI Minimum 99% OBW

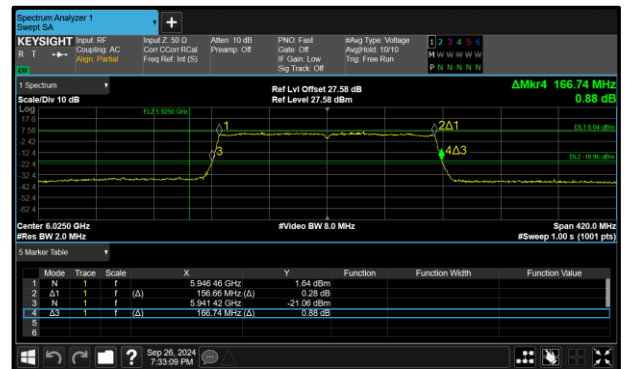


Figure 10 - 802.11ax HE160 SU LPI Maximum 99% OBW

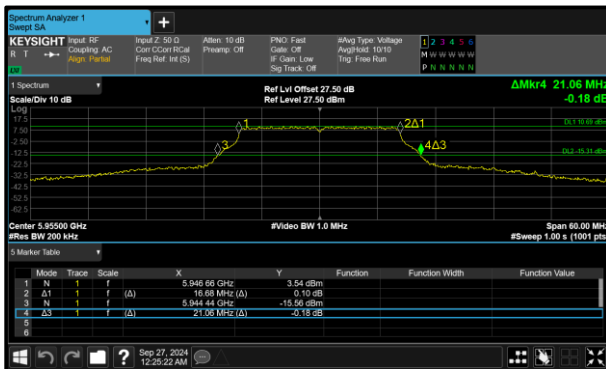


Figure 11 - 802.11a SP Minimum 99% OBW



Figure 12 - 802.11a SP Maximum 99% OBW

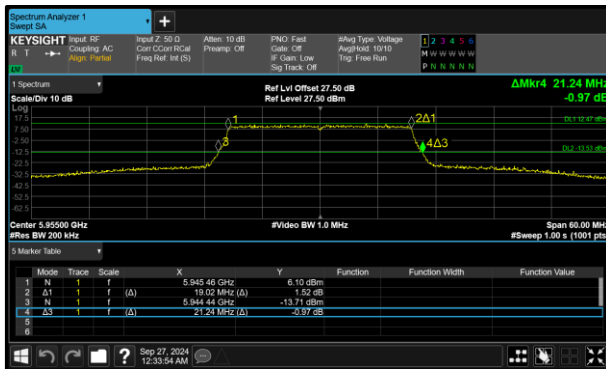


Figure 13 - 802.11ax HE20 SU SP Minimum 99% OBW

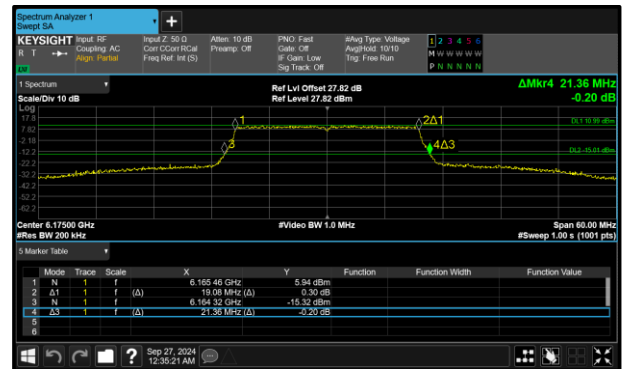


Figure 14 - 802.11ax HE20 SU SP Maximum 99% OBW

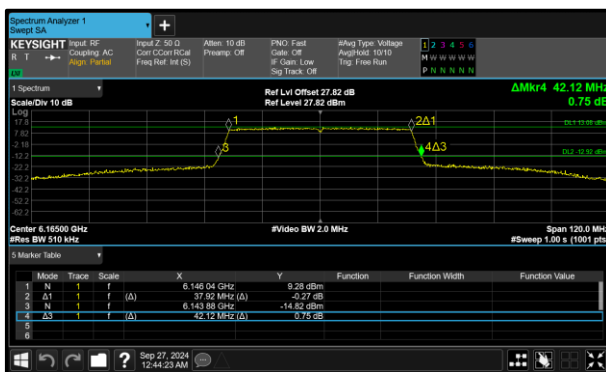


Figure 15 - 802.11ax HE40 SU SP Minimum 99% OBW

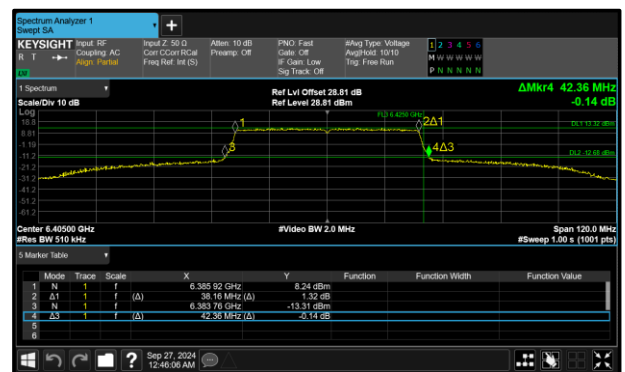


Figure 16 - 802.11ax HE40 SU SP Maximum 99% OBW

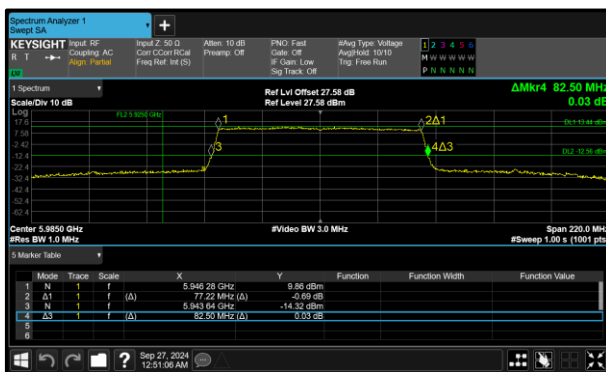


Figure 17 - 802.11ax HE80 SU SP Minimum 99% OBW

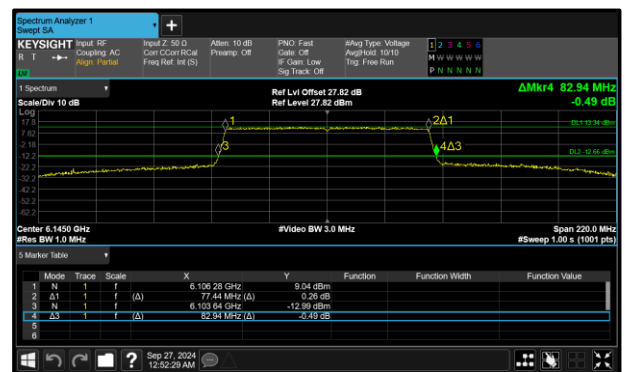


Figure 18 - 802.11ax HE80 SU SP Maximum 99% OBW

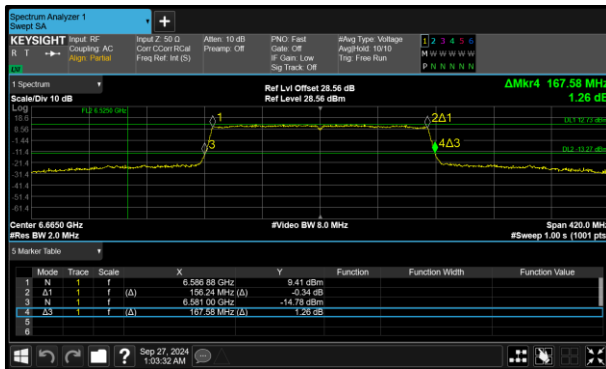


Figure 19 - 802.11ax HE160 SU SP Minimum 99% OBW

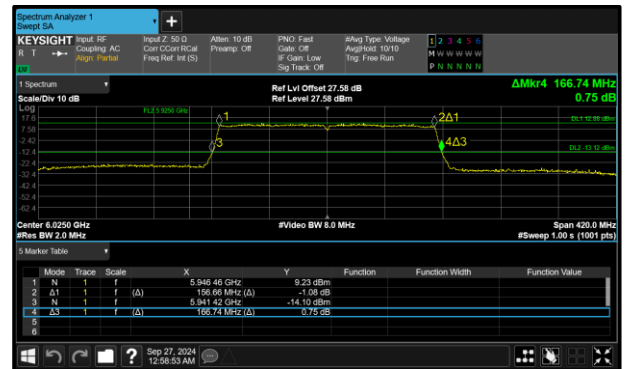


Figure 20 - 802.11ax HE160 SU SP Maximum 99% OBW

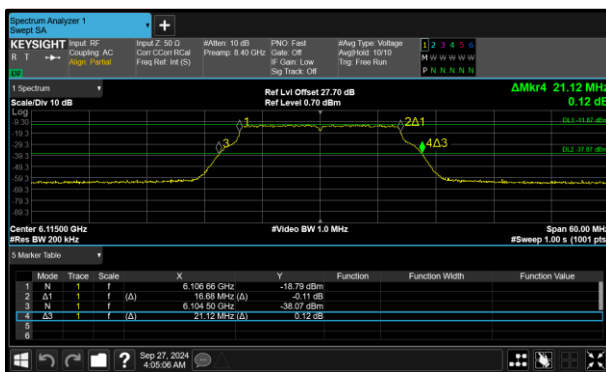


Figure 21 - 802.11a VLP Minimum 99% OBW

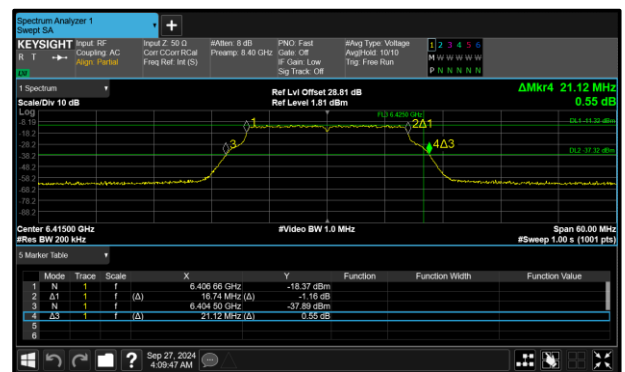


Figure 22 - 802.11a VLP Maximum 99% OBW

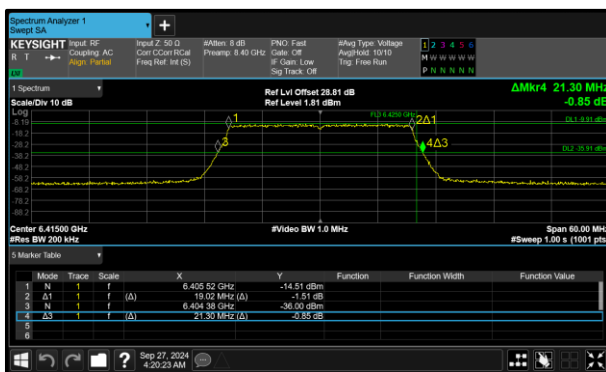


Figure 23 - 802.11ax HE20 SU VLP Minimum 99% OBW

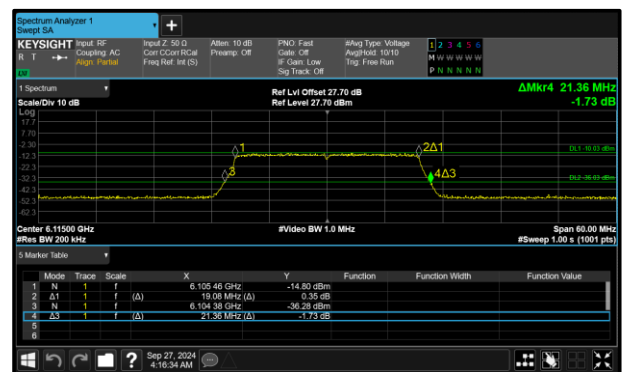


Figure 24 - 802.11ax HE20 SU VLP Maximum 99% OBW

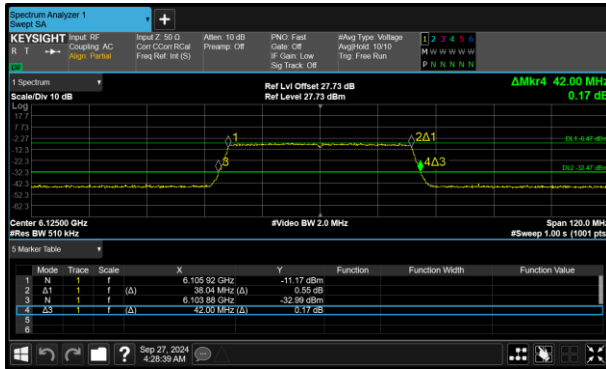


Figure 25 - 802.11ax HE40 SU VLP Minimum 99% OBW



Figure 26 - 802.11ax HE40 SU VLP Maximum 99% OBW

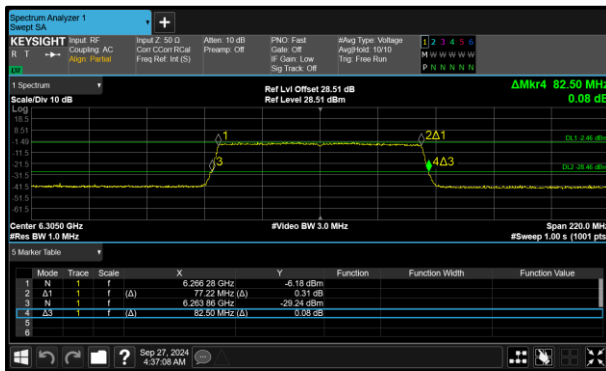


Figure 27 - 802.11ax HE80 SU VLP Minimum 99% OBW

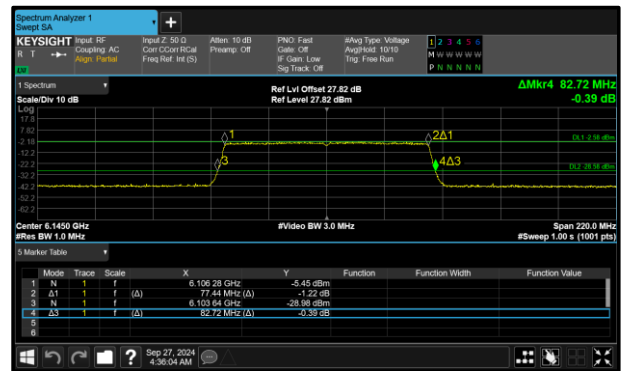


Figure 28 - 802.11ax HE80 SU VLP Maximum 99% OBW

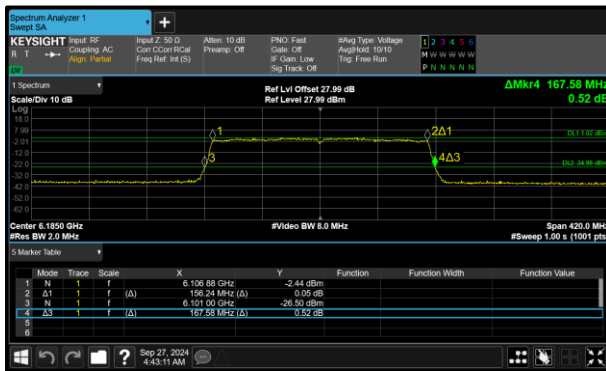


Figure 29 - 802.11ax HE160 SU VLP Minimum 99% OBW

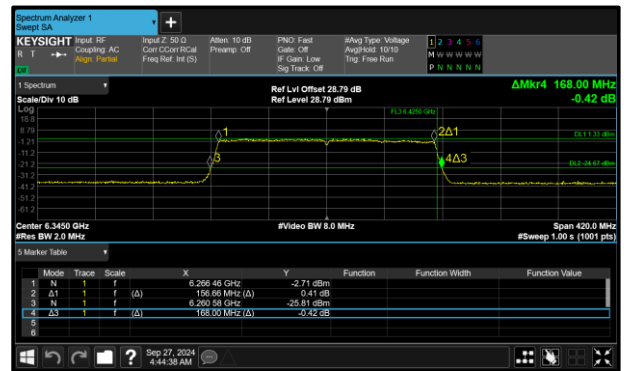


Figure 30 - 802.11ax HE160 SU VLP Maximum 99% OBW



Test Configuration			
Frequency Range:	5.925-6.425 GHz 6.425-6.525 GHz 6.525-6.875 GHz 6.875-7.125 GHz	Band:	U-NII-5 U-NII-6 U-NII-7 U-NII-8
Limit Clause(s):	15.407 (a)(11)	Test Method(s):	C63.10 6.9.3 C63.10 12.5.2
Additional Reference(s):	-		

DUT Configuration			
Mode:	802.11a LPI	Duty Cycle (%):	-
Data Rate:	12 Mbps	DCCF (dB):	-
Antenna Configuration:	SISO	Peak Antenna Gain (dBi):	-
Active Port(s):	A B (Core 0 Core 1)	Active Chain(s):	0 1

Test Frequency (MHz)	26 dB Bandwidth (MHz)				Limit (MHz)
	A	B	C	D	
5955	-	21.000	-	-	320.00
6175	21.060	-	-	-	320.00
6415	21.060	-	-	-	320.00
6435	21.120	-	-	-	320.00
6475	21.120	-	-	-	320.00
6515	21.180	-	-	-	320.00
6535	21.120	-	-	-	320.00
6695	21.120	-	-	-	320.00
6855	21.120	-	-	-	320.00
6875	21.180	-	-	-	320.00
6895	21.120	-	-	-	320.00
6995	21.120	-	-	-	320.00
7115	21.240	-	-	-	320.00

Table 9 - 26 dB Bandwidth Results



Test Frequency (MHz)	99% Bandwidth (MHz)				Limit (MHz)
	A	B	C	D	
5955	-	16.680	-	-	320.00
6175	16.740	-	-	-	320.00
6415	16.680	-	-	-	320.00
6435	16.680	-	-	-	320.00
6475	16.740	-	-	-	320.00
6515	16.680	-	-	-	320.00
6535	16.740	-	-	-	320.00
6695	16.740	-	-	-	320.00
6855	16.740	-	-	-	320.00
6875	16.740	-	-	-	320.00
6895	16.680	-	-	-	320.00
6995	16.740	-	-	-	320.00
7115	16.740	-	-	-	320.00

Table 10 - 99% Bandwidth Results



Test Configuration			
Frequency Range:	5.925-6.425 GHz 6.425-6.525 GHz 6.525-6.875 GHz 6.875-7.125 GHz	Band:	U-NII-5 U-NII-6 U-NII-7 U-NII-8
Limit Clause(s):	15.407 (a)(11)	Test Method(s):	C63.10 6.9.3 C63.10 12.5.2
Additional Reference(s):	-		

DUT Configuration			
Mode:	802.11ax HE20 SU LPI	Duty Cycle (%):	-
Modulation Coding Scheme:	MCS2x1	DCCF (dB):	-
Antenna Configuration:	SISO	Peak Antenna Gain (dBi):	-
Active Port(s):	A B (Core 0 Core 1)	Active Chain(s):	0 1

Test Frequency (MHz)	26 dB Bandwidth (MHz)				Limit (MHz)
	A	B	C	D	
5955	-	21.300	-	-	320.00
6175	21.360	-	-	-	320.00
6415	21.360	-	-	-	320.00
6435	21.360	-	-	-	320.00
6475	21.240	-	-	-	320.00
6515	21.360	-	-	-	320.00
6535	21.300	-	-	-	320.00
6695	21.300	-	-	-	320.00
6855	21.480	-	-	-	320.00
6875	21.360	-	-	-	320.00
6895	21.420	-	-	-	320.00
6995	21.240	-	-	-	320.00
7095	21.360	-	-	-	320.00

Table 11 - 26 dB Bandwidth Results



Test Frequency (MHz)	99% Bandwidth (MHz)				Limit (MHz)
	A	B	C	D	
5955	-	19.020	-	-	320.00
6175	19.020	-	-	-	320.00
6415	19.020	-	-	-	320.00
6435	19.020	-	-	-	320.00
6475	18.960	-	-	-	320.00
6515	19.080	-	-	-	320.00
6535	19.020	-	-	-	320.00
6695	19.020	-	-	-	320.00
6855	19.080	-	-	-	320.00
6875	19.080	-	-	-	320.00
6895	19.080	-	-	-	320.00
6995	19.020	-	-	-	320.00
7095	19.020	-	-	-	320.00

Table 12 - 99% Bandwidth Results



Test Configuration			
Frequency Range:	5.925-6.425 GHz 6.425-6.525 GHz 6.525-6.875 GHz 6.875-7.125 GHz	Band:	U-NII-5 U-NII-6 U-NII-7 U-NII-8
Limit Clause(s):	15.407 (a)(11)	Test Method(s):	C63.10 6.9.3 C63.10 12.5.2
Additional Reference(s):	-		

DUT Configuration			
Mode:	802.11ax HE40 SU LPI	Duty Cycle (%):	-
Modulation Coding Scheme:	MCS2x1	DCCF (dB):	-
Antenna Configuration:	SISO	Peak Antenna Gain (dBi):	-
Active Port(s):	A B (Core 0 Core 1)	Active Chain(s):	0 1

Test Frequency (MHz)	26 dB Bandwidth (MHz)				Limit (MHz)
	A	B	C	D	
5965	-	42.000	-	-	320.00
6165	42.000	-	-	-	320.00
6405	41.880	-	-	-	320.00
6445	42.000	-	-	-	320.00
6485	42.000	-	-	-	320.00
6525	41.760	-	-	-	320.00
6565	41.880	-	-	-	320.00
6685	42.000	-	-	-	320.00
6845	42.120	-	-	-	320.00
6885	41.880	-	-	-	320.00
6925	41.880	-	-	-	320.00
7005	42.120	-	-	-	320.00
7085	42.000	-	-	-	320.00

Table 13 - 26 dB Bandwidth Results



Test Frequency (MHz)	99% Bandwidth (MHz)				Limit (MHz)
	A	B	C	D	
5965	-	37.920	-	-	320.00
6165	38.040	-	-	-	320.00
6405	37.920	-	-	-	320.00
6445	37.920	-	-	-	320.00
6485	37.920	-	-	-	320.00
6525	37.920	-	-	-	320.00
6565	37.920	-	-	-	320.00
6685	38.040	-	-	-	320.00
6845	37.920	-	-	-	320.00
6885	37.920	-	-	-	320.00
6925	37.920	-	-	-	320.00
7005	37.920	-	-	-	320.00
7085	37.920	-	-	-	320.00

Table 14 - 99% Bandwidth Results



Test Configuration			
Frequency Range:	5.925-6.425 GHz 6.425-6.525 GHz 6.525-6.875 GHz 6.875-7.125 GHz	Band:	U-NII-5 U-NII-6 U-NII-7 U-NII-8
Limit Clause(s):	15.407 (a)(11)	Test Method(s):	C63.10 6.9.3 C63.10 12.5.2
Additional Reference(s):	-		

DUT Configuration			
Mode:	802.11ax HE80 SU LPI	Duty Cycle (%):	-
Modulation Coding Scheme:	MCS2x1	DCCF (dB):	-
Antenna Configuration:	SISO	Peak Antenna Gain (dBi):	-
Active Port(s):	A B (Core 0 Core 1)	Active Chain(s):	0 1

Test Frequency (MHz)	26 dB Bandwidth (MHz)				Limit (MHz)
	A	B	C	D	
5985	-	82.940	-	-	320.00
6145	82.720	-	-	-	320.00
6385	83.160	-	-	-	320.00
6465	82.720	-	-	-	320.00
6545	82.720	-	-	-	320.00
6625	82.940	-	-	-	320.00
6705	82.720	-	-	-	320.00
6785	82.940	-	-	-	320.00
6865	82.720	-	-	-	320.00
6945	82.940	-	-	-	320.00
7025	82.500	-	-	-	320.00

Table 15 - 26 dB Bandwidth Results



Test Frequency (MHz)	99% Bandwidth (MHz)				Limit (MHz)
	A	B	C	D	
5985	-	77.220	-	-	320.00
6145	77.440	-	-	-	320.00
6385	77.220	-	-	-	320.00
6465	77.220	-	-	-	320.00
6545	77.440	-	-	-	320.00
6625	77.220	-	-	-	320.00
6705	77.220	-	-	-	320.00
6785	77.220	-	-	-	320.00
6865	77.440	-	-	-	320.00
6945	77.220	-	-	-	320.00
7025	77.220	-	-	-	320.00

Table 16 - 99% Bandwidth Results



Test Configuration			
Frequency Range:	5.925-6.425 GHz 6.425-6.525 GHz 6.525-6.875 GHz 6.875-7.125 GHz	Band:	U-NII-5 U-NII-6 U-NII-7 U-NII-8
Limit Clause(s):	15.407 (a)(11)	Test Method(s):	C63.10 6.9.3 C63.10 12.5.2
Additional Reference(s):	-		

DUT Configuration			
Mode:	802.11ax HE160 SU LPI	Duty Cycle (%):	-
Modulation Coding Scheme:	MCS2x1	DCCF (dB):	-
Antenna Configuration:	SISO	Peak Antenna Gain (dBi):	-
Active Port(s):	A B (Core 0 Core 1)	Active Chain(s):	0 1

Test Frequency (MHz)	26 dB Bandwidth (MHz)				Limit (MHz)
	A	B	C	D	
6025	-	166.740	-	-	320.00
6185	167.580	-	-	-	320.00
6345	167.160	-	-	-	320.00
6505	166.740	-	-	-	320.00
6665	166.740	-	-	-	320.00
6825	167.160	-	-	-	320.00
6985	167.160	-	-	-	320.00

Table 17 - 26 dB Bandwidth Results

Test Frequency (MHz)	99% Bandwidth (MHz)				Limit (MHz)
	A	B	C	D	
6025	-	156.660	-	-	320.00
6185	156.660	-	-	-	320.00
6345	156.660	-	-	-	320.00
6505	156.240	-	-	-	320.00
6665	156.660	-	-	-	320.00
6825	156.660	-	-	-	320.00
6985	156.660	-	-	-	320.00

Table 18 - 99% Bandwidth Results



Test Configuration			
Frequency Range:	5.925-6.425 GHz 6.525-6.875 GHz	Band:	U-NII-5 U-NII-7
Limit Clause(s):	15.407 (a)(11)	Test Method(s):	C63.10 6.9.3 C63.10 12.5.2
Additional Reference(s):	-		

DUT Configuration			
Mode:	802.11a SP	Duty Cycle (%):	-
Data Rate:	12 Mbps	DCCF (dB):	-
Antenna Configuration:	SISO	Peak Antenna Gain (dBi):	-
Active Port(s):	A B (Core 0 Core 1)	Active Chain(s):	0 1

Test Frequency (MHz)	26 dB Bandwidth (MHz)				Limit (MHz)
	A	B	C	D	
5955	-	21.060	-	-	320.00
6175	21.120	-	-	-	320.00
6415	21.480	-	-	-	320.00
6535	21.420	-	-	-	320.00
6695	21.480	-	-	-	320.00
6855	21.120	-	-	-	320.00

Table 19 - 26 dB Bandwidth Results

Test Frequency (MHz)	99% Bandwidth (MHz)				Limit (MHz)
	A	B	C	D	
5955	-	16.680	-	-	320.00
6175	16.680	-	-	-	320.00
6415	16.740	-	-	-	320.00
6535	16.800	-	-	-	320.00
6695	16.800	-	-	-	320.00
6855	16.680	-	-	-	320.00

Table 20 - 99% Bandwidth Results



Test Configuration			
Frequency Range:	5.925-6.425 GHz 6.525-6.875 GHz	Band:	U-NII-5 U-NII-7
Limit Clause(s):	15.407 (a)(11)	Test Method(s):	C63.10 6.9.3 C63.10 12.5.2
Additional Reference(s):	-		

DUT Configuration			
Mode:	802.11ax HE20 SU SP	Duty Cycle (%):	-
Modulation Coding Scheme:	MCS2x1	DCCF (dB):	-
Antenna Configuration:	SISO	Peak Antenna Gain (dBi):	-
Active Port(s):	A B (Core 0 Core 1)	Active Chain(s):	0 1

Test Frequency (MHz)	26 dB Bandwidth (MHz)				Limit (MHz)
	A	B	C	D	
5955	-	21.240	-	-	320.00
6175	21.360	-	-	-	320.00
6415	21.720	-	-	-	320.00
6535	21.600	-	-	-	320.00
6695	21.540	-	-	-	320.00
6855	21.300	-	-	-	320.00

Table 21 - 26 dB Bandwidth Results

Test Frequency (MHz)	99% Bandwidth (MHz)				Limit (MHz)
	A	B	C	D	
5955	-	19.020	-	-	320.00
6175	19.080	-	-	-	320.00
6415	19.080	-	-	-	320.00
6535	19.080	-	-	-	320.00
6695	19.080	-	-	-	320.00
6855	19.020	-	-	-	320.00

Table 22 - 99% Bandwidth Results



Test Configuration			
Frequency Range:	5.925-6.425 GHz 6.525-6.875 GHz	Band:	U-NII-5 U-NII-7
Limit Clause(s):	15.407 (a)(11)	Test Method(s):	C63.10 6.9.3 C63.10 12.5.2
Additional Reference(s):	-		

DUT Configuration			
Mode:	802.11ax HE40 SU SP	Duty Cycle (%):	-
Modulation Coding Scheme:	MCS2x1	DCCF (dB):	-
Antenna Configuration:	SISO	Peak Antenna Gain (dBi):	-
Active Port(s):	A B (Core 0 Core 1)	Active Chain(s):	0 1

Test Frequency (MHz)	26 dB Bandwidth (MHz)				Limit (MHz)
	A	B	C	D	
5965	-	41.880	-	-	320.00
6165	42.120	-	-	-	320.00
6405	42.360	-	-	-	320.00
6565	42.720	-	-	-	320.00
6685	42.480	-	-	-	320.00
6845	42.000	-	-	-	320.00

Table 23 - 26 dB Bandwidth Results

Test Frequency (MHz)	99% Bandwidth (MHz)				Limit (MHz)
	A	B	C	D	
5965	-	38.040	-	-	320.00
6165	37.920	-	-	-	320.00
6405	38.160	-	-	-	320.00
6565	38.160	-	-	-	320.00
6685	38.160	-	-	-	320.00
6845	38.040	-	-	-	320.00

Table 24 - 99% Bandwidth Results



Test Configuration			
Frequency Range:	5.925-6.425 GHz 6.525-6.875 GHz	Band:	U-NII-5 U-NII-7
Limit Clause(s):	15.407 (a)(11)	Test Method(s):	C63.10 6.9.3 C63.10 12.5.2
Additional Reference(s):	-		

DUT Configuration			
Mode:	802.11ax HE80 SU SP	Duty Cycle (%):	-
Modulation Coding Scheme:	MCS2x1	DCCF (dB):	-
Antenna Configuration:	SISO	Peak Antenna Gain (dBi):	-
Active Port(s):	A B (Core 0 Core 1)	Active Chain(s):	0 1

Test Frequency (MHz)	26 dB Bandwidth (MHz)				Limit (MHz)
	A	B	C	D	
5985	-	82.500	-	-	320.00
6145	82.940	-	-	-	320.00
6385	96.580	-	-	-	320.00
6625	83.600	-	-	-	320.00
6705	83.160	-	-	-	320.00
6785	82.940	-	-	-	320.00

Table 25 - 26 dB Bandwidth Results

Test Frequency (MHz)	99% Bandwidth (MHz)				Limit (MHz)
	A	B	C	D	
5985	-	77.220	-	-	320.00
6145	77.440	-	-	-	320.00
6385	77.440	-	-	-	320.00
6625	77.440	-	-	-	320.00
6705	77.440	-	-	-	320.00
6785	77.440	-	-	-	320.00

Table 26 - 99% Bandwidth Results



Test Configuration			
Frequency Range:	5.925-6.425 GHz 6.525-6.875 GHz	Band:	U-NII-5 U-NII-7
Limit Clause(s):	15.407 (a)(11)	Test Method(s):	C63.10 6.9.3 C63.10 12.5.2
Additional Reference(s):	-		

DUT Configuration			
Mode:	802.11ax HE160 SU SP	Duty Cycle (%):	-
Modulation Coding Scheme:	MCS2x1	DCCF (dB):	-
Antenna Configuration:	SISO	Peak Antenna Gain (dBi):	-
Active Port(s):	A B (Core 0 Core 1)	Active Chain(s):	0 1

Test Frequency (MHz)	26 dB Bandwidth (MHz)				Limit (MHz)
	A	B	C	D	
6025	-	166.740	-	-	320.00
6185	167.160	-	-	-	320.00
6345	167.160	-	-	-	320.00
6665	167.580	-	-	-	320.00

Table 27 - 26 dB Bandwidth Results

Test Frequency (MHz)	99% Bandwidth (MHz)				Limit (MHz)
	A	B	C	D	
6025	-	156.660	-	-	320.00
6185	156.660	-	-	-	320.00
6345	156.660	-	-	-	320.00
6665	156.240	-	-	-	320.00

Table 28 - 99% Bandwidth Results



Test Configuration			
Frequency Range:	5.925-6.425 GHz 6.525-6.875 GHz	Band:	U-NII-5 U-NII-7
Limit Clause(s):	15.407 (a)(11)	Test Method(s):	C63.10 6.9.3 C63.10 12.5.1
Additional Reference(s):	-		

DUT Configuration			
Mode:	802.11a VLP	Duty Cycle (%):	-
Data Rate:	12 Mbps	DCCF (dB):	-
Antenna Configuration:	SISO	Peak Antenna Gain (dBi):	-
Active Port(s):	A (Core 0)	Active Chain(s):	0

Test Frequency (MHz)	26 dB Bandwidth (MHz)				Limit (MHz)
	A	B	C	D	
6115	21.120	-	-	-	320.00
6275	21.120	-	-	-	320.00
6415	21.120	-	-	-	320.00
6535	21.120	-	-	-	320.00
6695	21.120	-	-	-	320.00
6855	21.060	-	-	-	320.00

Table 29 - 26 dB Bandwidth Results

Test Frequency (MHz)	99% Bandwidth (MHz)				Limit (MHz)
	A	B	C	D	
6115	16.680	-	-	-	320.00
6275	16.680	-	-	-	320.00
6415	16.740	-	-	-	320.00
6535	16.680	-	-	-	320.00
6695	16.680	-	-	-	320.00
6855	16.680	-	-	-	320.00

Table 30 - 99% Bandwidth Results



Test Configuration			
Frequency Range:	5.925-6.425 GHz 6.525-6.875 GHz	Band:	U-NII-5 U-NII-7
Limit Clause(s):	15.407 (a)(11)	Test Method(s):	C63.10 6.9.3 C63.10 12.5.1
Additional Reference(s):	-		

DUT Configuration			
Mode:	802.11ax HE20 SU VLP	Duty Cycle (%):	-
Modulation Coding Scheme:	MCS2x1	DCCF (dB):	-
Antenna Configuration:	SISO	Peak Antenna Gain (dBi):	-
Active Port(s):	A (Core 0)	Active Chain(s):	0

Test Frequency (MHz)	26 dB Bandwidth (MHz)				Limit (MHz)
	A	B	C	D	
6115	21.360	-	-	-	320.00
6275	21.480	-	-	-	320.00
6415	21.300	-	-	-	320.00
6535	21.300	-	-	-	320.00
6695	21.300	-	-	-	320.00
6855	21.240	-	-	-	320.00

Table 31 - 26 dB Bandwidth Results

Test Frequency (MHz)	99% Bandwidth (MHz)				Limit (MHz)
	A	B	C	D	
6115	19.080	-	-	-	320.00
6275	19.080	-	-	-	320.00
6415	19.020	-	-	-	320.00
6535	19.020	-	-	-	320.00
6695	19.080	-	-	-	320.00
6855	19.020	-	-	-	320.00

Table 32 - 99% Bandwidth Results



Test Configuration			
Frequency Range:	5.925-6.425 GHz 6.525-6.875 GHz	Band:	U-NII-5 U-NII-7
Limit Clause(s):	15.407 (a)(11)	Test Method(s):	C63.10 6.9.3 C63.10 12.5.1
Additional Reference(s):	-		

DUT Configuration			
Mode:	802.11ax HE40 SU VLP	Duty Cycle (%):	-
Modulation Coding Scheme:	MCS2x1	DCCF (dB):	-
Antenna Configuration:	SISO	Peak Antenna Gain (dBi):	-
Active Port(s):	A (Core 0)	Active Chain(s):	0

Test Frequency (MHz)	26 dB Bandwidth (MHz)				Limit (MHz)
	A	B	C	D	
6125	42.000	-	-	-	320.00
6285	41.880	-	-	-	320.00
6405	42.000	-	-	-	320.00
6565	41.760	-	-	-	320.00
6685	42.000	-	-	-	320.00
6845	42.240	-	-	-	320.00

Table 33 - 26 dB Bandwidth Results

Test Frequency (MHz)	99% Bandwidth (MHz)				Limit (MHz)
	A	B	C	D	
6125	38.040	-	-	-	320.00
6285	38.040	-	-	-	320.00
6405	38.040	-	-	-	320.00
6565	38.040	-	-	-	320.00
6685	38.040	-	-	-	320.00
6845	38.040	-	-	-	320.00

Table 34 - 99% Bandwidth Results



Test Configuration			
Frequency Range:	5.925-6.425 GHz 6.525-6.875 GHz	Band:	U-NII-5 U-NII-7
Limit Clause(s):	15.407 (a)(11)	Test Method(s):	C63.10 6.9.3 C63.10 12.5.1
Additional Reference(s):	-		

DUT Configuration			
Mode:	802.11ax HE80 SU VLP	Duty Cycle (%):	-
Modulation Coding Scheme:	MCS2x1	DCCF (dB):	-
Antenna Configuration:	SISO	Peak Antenna Gain (dBi):	-
Active Port(s):	A (Core 0)	Active Chain(s):	0

Test Frequency (MHz)	26 dB Bandwidth (MHz)				Limit (MHz)
	A	B	C	D	
6145	82.720	-	-	-	320.00
6305	82.500	-	-	-	320.00
6385	82.720	-	-	-	320.00
6625	82.940	-	-	-	320.00
6705	82.720	-	-	-	320.00
6785	82.720	-	-	-	320.00

Table 35 - 26 dB Bandwidth Results

Test Frequency (MHz)	99% Bandwidth (MHz)				Limit (MHz)
	A	B	C	D	
6145	77.440	-	-	-	320.00
6305	77.220	-	-	-	320.00
6385	77.220	-	-	-	320.00
6625	77.440	-	-	-	320.00
6705	77.440	-	-	-	320.00
6785	77.220	-	-	-	320.00

Table 36 - 99% Bandwidth Results



Test Configuration			
Frequency Range:	5.925-6.425 GHz 6.525-6.875 GHz	Band:	U-NII-5 U-NII-7
Limit Clause(s):	15.407 (a)(11)	Test Method(s):	C63.10 6.9.3 C63.10 12.5.1
Additional Reference(s):	-		

DUT Configuration			
Mode:	802.11ax HE160 SU VLP	Duty Cycle (%):	-
Modulation Coding Scheme:	MCS2x1	DCCF (dB):	-
Antenna Configuration:	SISO	Peak Antenna Gain (dBi):	-
Active Port(s):	A (Core 0)	Active Chain(s):	0

Test Frequency (MHz)	26 dB Bandwidth (MHz)				Limit (MHz)
	A	B	C	D	
6185	167.580	-	-	-	320.00
6345	168.000	-	-	-	320.00
6665	167.580	-	-	-	320.00

Table 37 - 26 dB Bandwidth Results

Test Frequency (MHz)	99% Bandwidth (MHz)				Limit (MHz)
	A	B	C	D	
6185	156.240	-	-	-	320.00
6345	156.660	-	-	-	320.00
6665	156.660	-	-	-	320.00

Table 38 - 99% Bandwidth Results



MIMO CDD

Protocol	26 dB Bandwidth (MHz)	
	Minimum	Maximum
802.11ax HE20 SU LPI	21.180	21.480
802.11ax HE40 SU LPI	41.760	42.120
802.11ax HE80 SU LPI	82.280	82.940
802.11ax HE160 SU LPI	166.320	167.580
802.11ax HE20 SU SP	21.180	21.480
802.11ax HE40 SU SP	41.760	42.120
802.11ax HE80 SU SP	82.500	83.160
802.11ax HE160 SU SP	166.320	167.580
802.11ax HE40 SU VLP	41.880	42.240
802.11ax HE80 SU VLP	82.280	83.160
802.11ax HE160 SU VLP	166.320	167.580

Table 39 - 26 dB Bandwidth Summary Results - MIMO CDD

Protocol	99% Bandwidth (MHz)	
	Minimum	Maximum
802.11ax HE20 SU LPI	18.960	19.080
802.11ax HE40 SU LPI	37.920	38.160
802.11ax HE80 SU LPI	77.000	77.440
802.11ax HE160 SU LPI	156.240	156.660
802.11ax HE20 SU SP	18.960	19.080
802.11ax HE40 SU SP	37.920	38.040
802.11ax HE80 SU SP	77.220	77.440
802.11ax HE160 SU SP	156.240	156.660
802.11ax HE40 SU VLP	37.920	38.040
802.11ax HE80 SU VLP	77.000	77.440
802.11ax HE160 SU VLP	156.660	156.660

Table 40 - 99% Bandwidth Summary Results - MIMO CDD

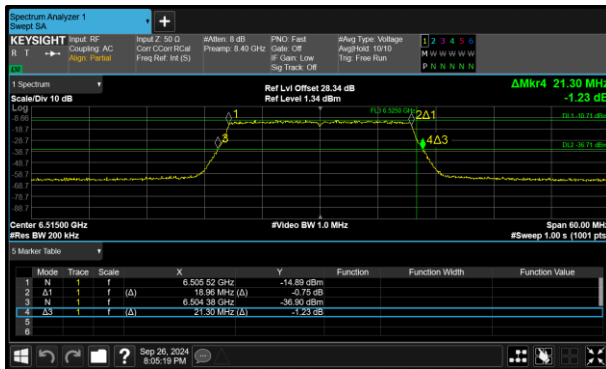


Figure 31 - 802.11ax HE20 SU LPI Minimum 99% OBW

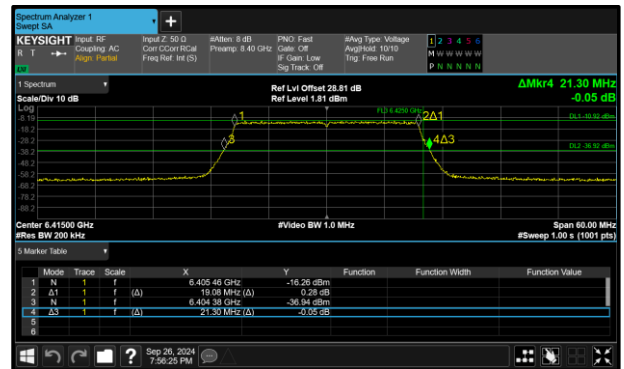


Figure 32 - 802.11ax HE20 SU LPI Maximum 99% OBW

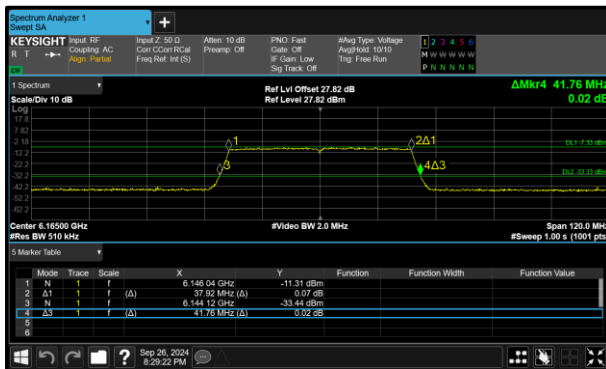


Figure 33 - 802.11ax HE40 SU LPI Minimum 99% OBW

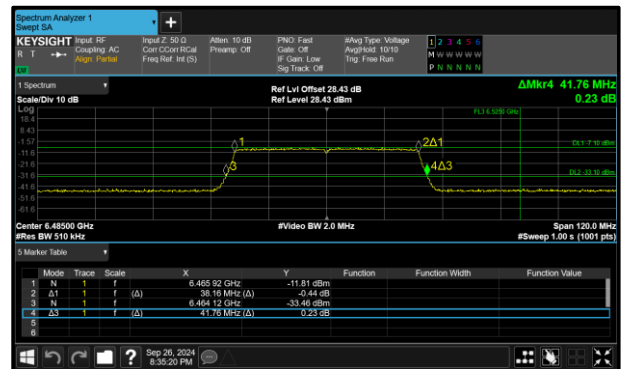


Figure 34 - 802.11ax HE40 SU LPI Maximum 99% OBW

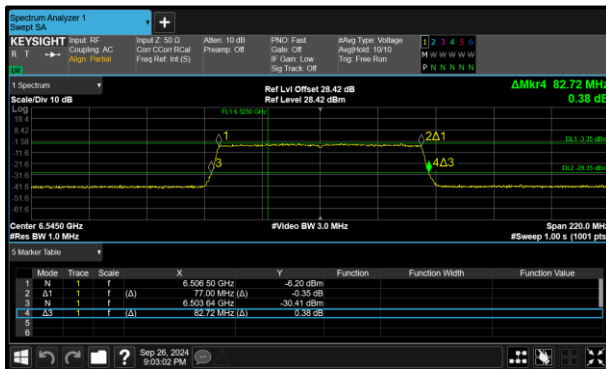


Figure 35 - 802.11ax HE80 SU LPI Minimum 99% OBW

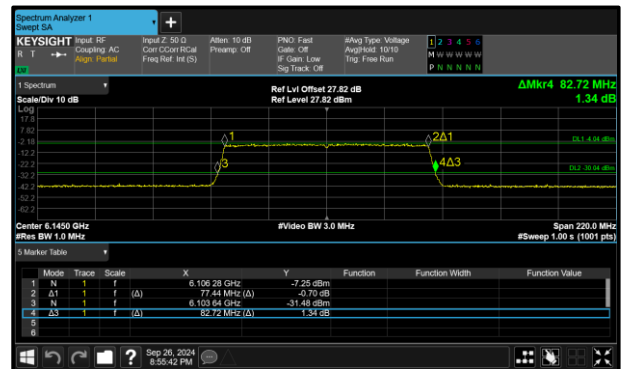


Figure 36 - 802.11ax HE80 SU LPI Maximum 99% OBW

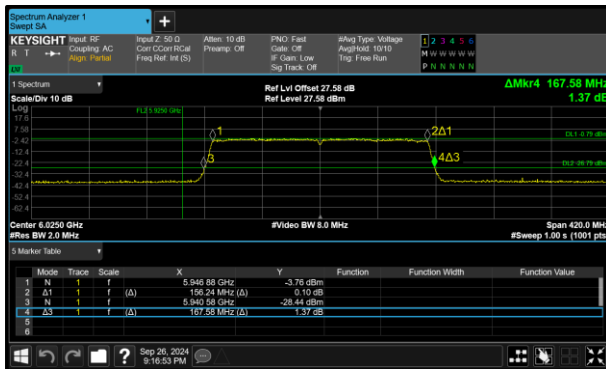


Figure 37 - 802.11ax HE160 SU LPI Minimum 99% OBW

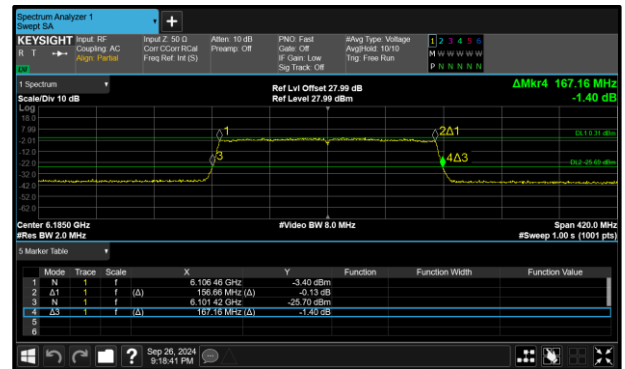


Figure 38 - 802.11ax HE160 SU LPI Maximum 99% OBW

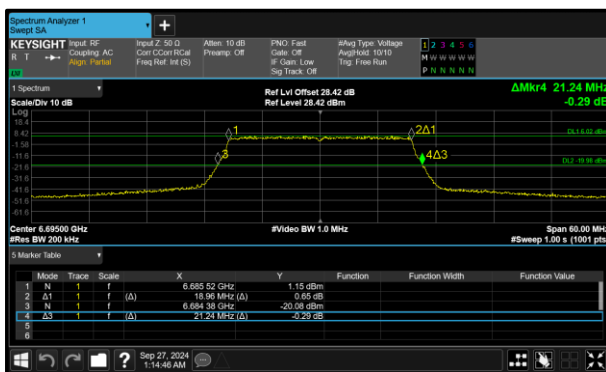


Figure 39 - 802.11ax HE20 SU SP Minimum 99% OBW

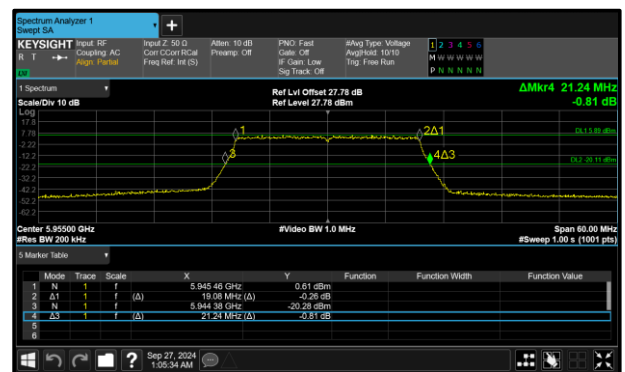


Figure 40 - 802.11ax HE20 SU SP Maximum 99% OBW

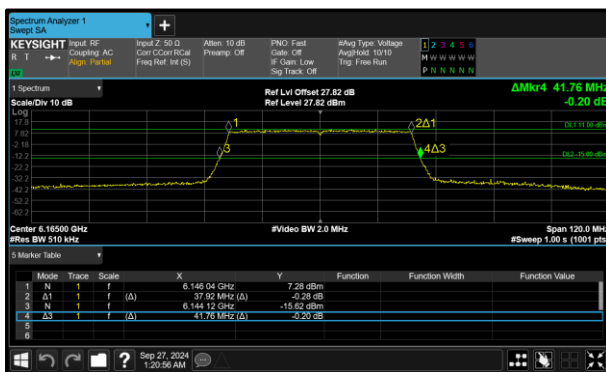


Figure 41 - 802.11ax HE40 SU SP Minimum 99% OBW

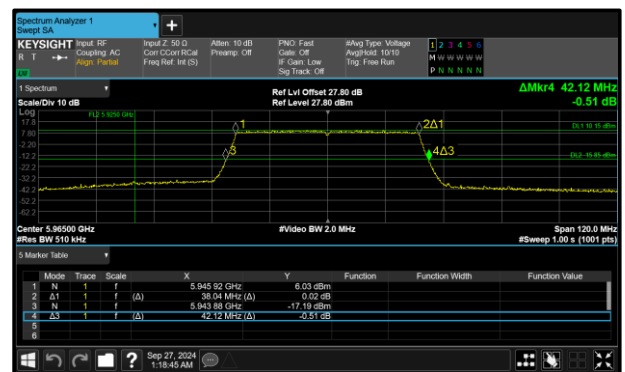


Figure 42 - 802.11ax HE40 SU SP Maximum 99% OBW

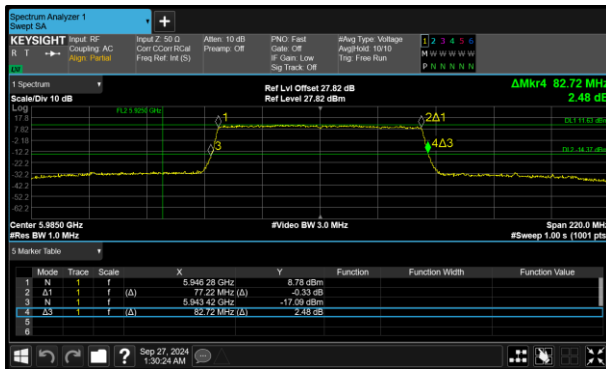


Figure 43 - 802.11ax HE80 SU SP Minimum 99% OBW

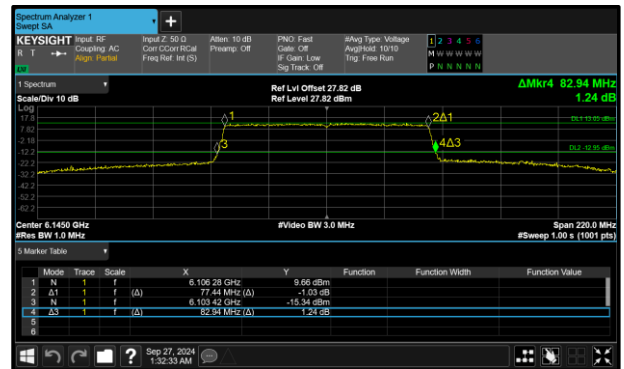


Figure 44 - 802.11ax HE80 SU SP Maximum 99% OBW

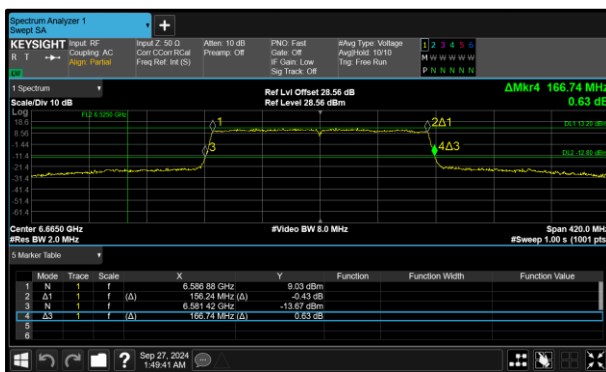


Figure 45 - 802.11ax HE160 SU SP Minimum 99% OBW

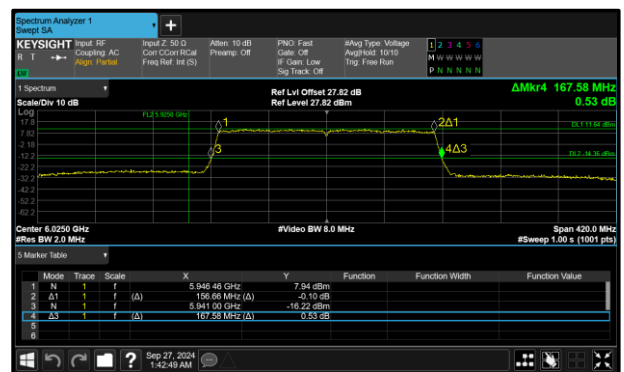


Figure 46 - 802.11ax HE160 SU SP Maximum 99% OBW

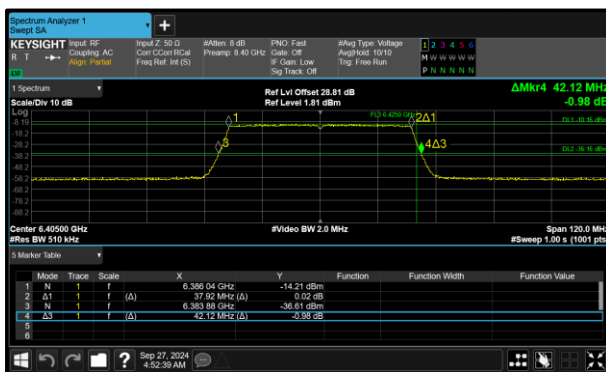


Figure 47 - 802.11ax HE40 SU VLP Minimum 99% OBW

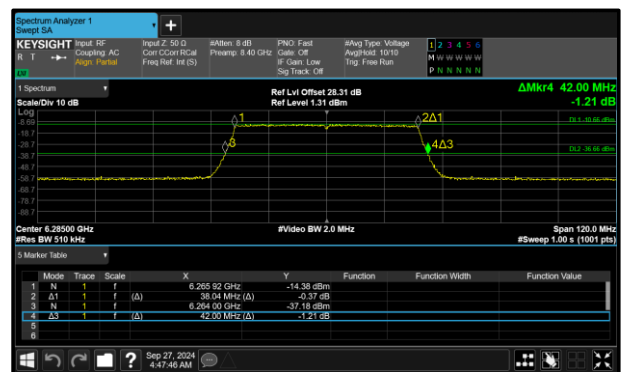


Figure 48 - 802.11ax HE40 SU VLP Maximum 99% OBW

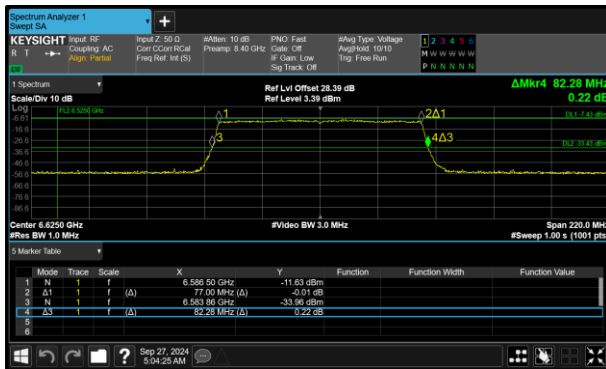


Figure 49 - 802.11ax HE80 SU VLP Minimum 99% OBW

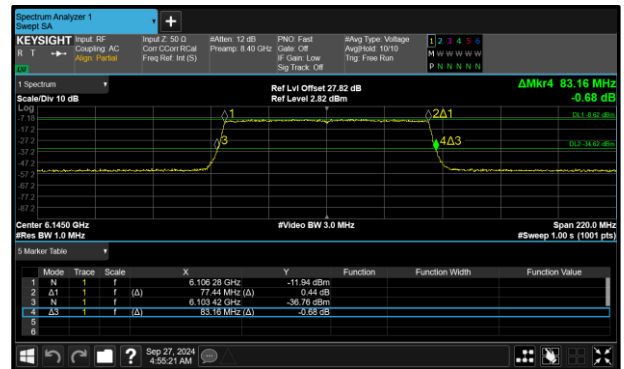


Figure 50 - 802.11ax HE80 SU VLP Maximum 99% OBW

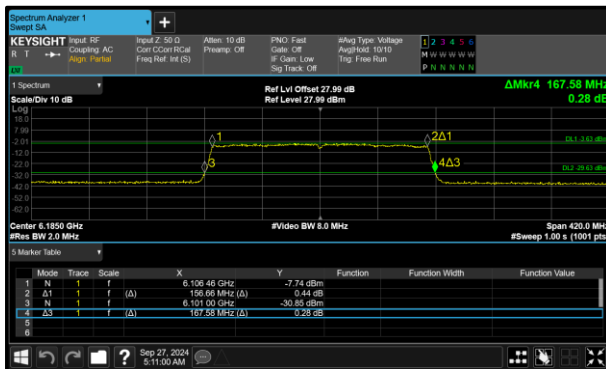


Figure 51 - 802.11ax HE160 SU VLP Minimum 99% OBW

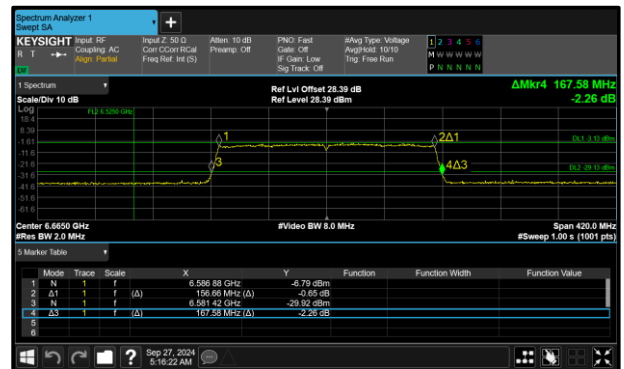


Figure 52 - 802.11ax HE160 SU VLP Maximum 99% OBW



Test Configuration			
Frequency Range:	5.925-6.425 GHz 6.425-6.525 GHz 6.525-6.875 GHz 6.875-7.125 GHz	Band:	U-NII-5 U-NII-6 U-NII-7 U-NII-8
Limit Clause(s):	15.407 (a)(11)	Test Method(s):	C63.10 6.9.3 C63.10 12.5.2
Additional Reference(s):	-		

DUT Configuration			
Mode:	802.11ax HE20 SU LPI	Duty Cycle (%):	-
Modulation Coding Scheme:	MCS2x1	DCCF (dB):	-
Antenna Configuration:	MIMO CDD	Peak Antenna Gain (dBi):	-
Active Port(s):	A+B (Core 0 + Core 1)	Active Chain(s):	0+1

Test Frequency (MHz)	26 dB Bandwidth (MHz)				Limit (MHz)
	A	B	C	D	
5955	21.360	21.420	-	-	320.00
6175	21.300	21.180	-	-	320.00
6415	21.300	21.420	-	-	320.00
6435	21.360	21.420	-	-	320.00
6475	21.360	21.420	-	-	320.00
6515	21.300	21.360	-	-	320.00
6535	21.480	21.300	-	-	320.00
6695	21.360	21.360	-	-	320.00
6855	21.420	21.300	-	-	320.00
6875	21.360	21.360	-	-	320.00
6895	21.480	21.300	-	-	320.00
6995	21.300	21.360	-	-	320.00
7095	21.240	21.300	-	-	320.00

Table 41 - 26 dB Bandwidth Results



Test Frequency (MHz)	99% Bandwidth (MHz)				Limit (MHz)
	A	B	C	D	
5955	19.020	19.020	-	-	320.00
6175	19.020	19.020	-	-	320.00
6415	19.080	19.080	-	-	320.00
6435	19.020	19.020	-	-	320.00
6475	19.080	19.080	-	-	320.00
6515	18.960	19.020	-	-	320.00
6535	19.080	18.960	-	-	320.00
6695	18.960	19.020	-	-	320.00
6855	18.960	19.020	-	-	320.00
6875	19.080	18.960	-	-	320.00
6895	19.020	19.080	-	-	320.00
6995	19.020	19.080	-	-	320.00
7095	19.080	19.080	-	-	320.00

Table 42 - 99% Bandwidth Results



Test Configuration			
Frequency Range:	5.925-6.425 GHz 6.425-6.525 GHz 6.525-6.875 GHz 6.875-7.125 GHz	Band:	U-NII-5 U-NII-6 U-NII-7 U-NII-8
Limit Clause(s):	15.407 (a)(11)	Test Method(s):	C63.10 6.9.3 C63.10 12.5.2
Additional Reference(s):	-		

DUT Configuration			
Mode:	802.11ax HE40 SU LPI	Duty Cycle (%):	-
Modulation Coding Scheme:	MCS2x1	DCCF (dB):	-
Antenna Configuration:	MIMO CDD	Peak Antenna Gain (dBi):	-
Active Port(s):	A+B (Core 0 + Core 1)	Active Chain(s):	0+1

Test Frequency (MHz)	26 dB Bandwidth (MHz)				Limit (MHz)
	A	B	C	D	
5965	41.880	42.120	-	-	320.00
6165	41.760	42.000	-	-	320.00
6405	41.880	42.120	-	-	320.00
6445	41.880	42.120	-	-	320.00
6485	41.760	42.120	-	-	320.00
6525	42.000	41.880	-	-	320.00
6565	42.000	42.120	-	-	320.00
6685	41.760	42.120	-	-	320.00
6845	42.000	42.120	-	-	320.00
6885	41.760	42.120	-	-	320.00
6925	42.000	41.880	-	-	320.00
7005	42.000	42.000	-	-	320.00
7085	41.880	42.120	-	-	320.00

Table 43 - 26 dB Bandwidth Results

Test Frequency (MHz)	99% Bandwidth (MHz)				Limit (MHz)
	A	B	C	D	
5965	38.040	38.040	-	-	320.00
6165	37.920	37.920	-	-	320.00
6405	37.920	38.040	-	-	320.00
6445	38.040	38.040	-	-	320.00
6485	38.160	38.040	-	-	320.00
6525	37.920	38.040	-	-	320.00
6565	38.040	38.040	-	-	320.00
6685	38.040	38.040	-	-	320.00
6845	38.040	38.040	-	-	320.00



Test Frequency (MHz)	99% Bandwidth (MHz)				Limit (MHz)
	A	B	C	D	
6885	38.040	38.040	-	-	320.00
6925	38.040	38.040	-	-	320.00
7005	38.040	38.040	-	-	320.00
7085	37.920	38.040	-	-	320.00

Table 44 - 99% Bandwidth Results



Test Configuration			
Frequency Range:	5.925-6.425 GHz 6.425-6.525 GHz 6.525-6.875 GHz 6.875-7.125 GHz	Band:	U-NII-5 U-NII-6 U-NII-7 U-NII-8
Limit Clause(s):	15.407 (a)(11)	Test Method(s):	C63.10 6.9.3 C63.10 12.5.2
Additional Reference(s):	-		

DUT Configuration			
Mode:	802.11ax HE80 SU LPI	Duty Cycle (%):	-
Modulation Coding Scheme:	MCS2x1	DCCF (dB):	-
Antenna Configuration:	MIMO CDD	Peak Antenna Gain (dBi):	-
Active Port(s):	A+B (Core 0 + Core 1)	Active Chain(s):	0+1

Test Frequency (MHz)	26 dB Bandwidth (MHz)				Limit (MHz)
	A	B	C	D	
5985	82.500	82.940	-	-	320.00
6145	82.720	82.940	-	-	320.00
6385	82.940	82.500	-	-	320.00
6465	82.500	82.940	-	-	320.00
6545	82.500	82.720	-	-	320.00
6625	82.500	82.720	-	-	320.00
6705	82.940	82.720	-	-	320.00
6785	82.720	82.720	-	-	320.00
6865	82.500	82.720	-	-	320.00
6945	82.500	82.720	-	-	320.00
7025	82.280	82.500	-	-	320.00

Table 45 - 26 dB Bandwidth Results



Test Frequency (MHz)	99% Bandwidth (MHz)				Limit (MHz)
	A	B	C	D	
5985	77.220	77.220	-	-	320.00
6145	77.440	77.440	-	-	320.00
6385	77.220	77.440	-	-	320.00
6465	77.220	77.440	-	-	320.00
6545	77.440	77.000	-	-	320.00
6625	77.220	77.220	-	-	320.00
6705	77.220	77.220	-	-	320.00
6785	77.220	77.220	-	-	320.00
6865	77.220	77.220	-	-	320.00
6945	77.220	77.220	-	-	320.00
7025	77.220	77.440	-	-	320.00

Table 46 - 99% Bandwidth Results



Test Configuration			
Frequency Range:	5.925-6.425 GHz 6.425-6.525 GHz 6.525-6.875 GHz 6.875-7.125 GHz	Band:	U-NII-5 U-NII-6 U-NII-7 U-NII-8
Limit Clause(s):	15.407 (a)(11)	Test Method(s):	C63.10 6.9.3 C63.10 12.5.2
Additional Reference(s):	-		

DUT Configuration			
Mode:	802.11ax HE160 SU LPI	Duty Cycle (%):	-
Modulation Coding Scheme:	MCS2x1	DCCF (dB):	-
Antenna Configuration:	MIMO CDD	Peak Antenna Gain (dBi):	-
Active Port(s):	A+B (Core 0 + Core 1)	Active Chain(s):	0+1

Test Frequency (MHz)	26 dB Bandwidth (MHz)				Limit (MHz)
	A	B	C	D	
6025	166.740	167.580	-	-	320.00
6185	167.160	166.320	-	-	320.00
6345	167.160	166.320	-	-	320.00
6505	167.580	166.740	-	-	320.00
6665	167.580	166.320	-	-	320.00
6825	167.160	167.160	-	-	320.00
6985	166.740	166.740	-	-	320.00

Table 47 - 26 dB Bandwidth Results

Test Frequency (MHz)	99% Bandwidth (MHz)				Limit (MHz)
	A	B	C	D	
6025	156.660	156.240	-	-	320.00
6185	156.660	156.660	-	-	320.00
6345	156.660	156.660	-	-	320.00
6505	156.660	156.240	-	-	320.00
6665	156.660	156.240	-	-	320.00
6825	156.660	156.660	-	-	320.00
6985	156.660	156.660	-	-	320.00

Table 48 - 99% Bandwidth Results



Test Configuration			
Frequency Range:	5.925-6.425 GHz 6.525-6.875 GHz	Band:	U-NII-5 U-NII-7
Limit Clause(s):	15.407 (a)(11)	Test Method(s):	C63.10 6.9.3 C63.10 12.5.2
Additional Reference(s):	-		

DUT Configuration			
Mode:	802.11ax HE20 SU SP	Duty Cycle (%):	-
Modulation Coding Scheme:	MCS2x1	DCCF (dB):	-
Antenna Configuration:	MIMO CDD	Peak Antenna Gain (dBi):	-
Active Port(s):	A+B (Core 0 + Core 1)	Active Chain(s):	0+1

Test Frequency (MHz)	26 dB Bandwidth (MHz)				Limit (MHz)
	A	B	C	D	
5955	21.240	21.360	-	-	320.00
6175	21.360	21.360	-	-	320.00
6415	21.180	21.480	-	-	320.00
6535	21.300	21.420	-	-	320.00
6695	21.240	21.480	-	-	320.00
6855	21.180	21.300	-	-	320.00

Table 49 - 26 dB Bandwidth Results

Test Frequency (MHz)	99% Bandwidth (MHz)				Limit (MHz)
	A	B	C	D	
5955	19.080	19.020	-	-	320.00
6175	19.020	19.020	-	-	320.00
6415	19.080	19.020	-	-	320.00
6535	19.020	19.080	-	-	320.00
6695	18.960	19.020	-	-	320.00
6855	19.020	19.020	-	-	320.00

Table 50 - 99% Bandwidth Results



Test Configuration			
Frequency Range:	5.925-6.425 GHz 6.525-6.875 GHz	Band:	U-NII-5 U-NII-7
Limit Clause(s):	15.407 (a)(11)	Test Method(s):	C63.10 6.9.3 C63.10 12.5.2
Additional Reference(s):	-		

DUT Configuration			
Mode:	802.11ax HE40 SU SP	Duty Cycle (%):	-
Modulation Coding Scheme:	MCS2x1	DCCF (dB):	-
Antenna Configuration:	MIMO CDD	Peak Antenna Gain (dBi):	-
Active Port(s):	A+B (Core 0 + Core 1)	Active Chain(s):	0+1

Test Frequency (MHz)	26 dB Bandwidth (MHz)				Limit (MHz)
	A	B	C	D	
5965	42.120	42.000	-	-	320.00
6165	41.760	41.880	-	-	320.00
6405	41.760	42.000	-	-	320.00
6565	42.000	42.120	-	-	320.00
6685	42.000	42.120	-	-	320.00
6845	42.120	42.000	-	-	320.00

Table 51 - 26 dB Bandwidth Results

Test Frequency (MHz)	99% Bandwidth (MHz)				Limit (MHz)
	A	B	C	D	
5965	38.040	38.040	-	-	320.00
6165	37.920	38.040	-	-	320.00
6405	37.920	38.040	-	-	320.00
6565	37.920	37.920	-	-	320.00
6685	37.920	37.920	-	-	320.00
6845	37.920	38.040	-	-	320.00

Table 52 - 99% Bandwidth Results



Test Configuration			
Frequency Range:	5.925-6.425 GHz 6.525-6.875 GHz	Band:	U-NII-5 U-NII-7
Limit Clause(s):	15.407 (a)(11)	Test Method(s):	C63.10 6.9.3 C63.10 12.5.2
Additional Reference(s):	-		

DUT Configuration			
Mode:	802.11ax HE80 SU SP	Duty Cycle (%):	-
Modulation Coding Scheme:	MCS2x1	DCCF (dB):	-
Antenna Configuration:	MIMO CDD	Peak Antenna Gain (dBi):	-
Active Port(s):	A+B (Core 0 + Core 1)	Active Chain(s):	0+1

Test Frequency (MHz)	26 dB Bandwidth (MHz)				Limit (MHz)
	A	B	C	D	
5985	82.720	82.500	-	-	320.00
6145	82.940	82.940	-	-	320.00
6385	83.160	82.940	-	-	320.00
6625	83.160	82.940	-	-	320.00
6705	82.940	82.940	-	-	320.00
6785	82.720	82.720	-	-	320.00

Table 53 - 26 dB Bandwidth Results

Test Frequency (MHz)	99% Bandwidth (MHz)				Limit (MHz)
	A	B	C	D	
5985	77.220	77.220	-	-	320.00
6145	77.440	77.440	-	-	320.00
6385	77.440	77.220	-	-	320.00
6625	77.220	77.440	-	-	320.00
6705	77.220	77.440	-	-	320.00
6785	77.220	77.220	-	-	320.00

Table 54 - 99% Bandwidth Results



Test Configuration			
Frequency Range:	5.925-6.425 GHz 6.525-6.875 GHz	Band:	U-NII-5 U-NII-7
Limit Clause(s):	15.407 (a)(11)	Test Method(s):	C63.10 6.9.3 C63.10 12.5.2
Additional Reference(s):	-		

DUT Configuration			
Mode:	802.11ax HE160 SU SP	Duty Cycle (%):	-
Modulation Coding Scheme:	MCS2x1	DCCF (dB):	-
Antenna Configuration:	MIMO CDD	Peak Antenna Gain (dBi):	-
Active Port(s):	A+B (Core 0 + Core 1)	Active Chain(s):	0+1

Test Frequency (MHz)	26 dB Bandwidth (MHz)				Limit (MHz)
	A	B	C	D	
6025	167.580	166.320	-	-	320.00
6185	167.580	166.740	-	-	320.00
6345	166.740	166.740	-	-	320.00
6665	166.740	167.160	-	-	320.00

Table 55 - 26 dB Bandwidth Results

Test Frequency (MHz)	99% Bandwidth (MHz)				Limit (MHz)
	A	B	C	D	
6025	156.660	156.660	-	-	320.00
6185	156.660	156.660	-	-	320.00
6345	156.660	156.660	-	-	320.00
6665	156.240	156.660	-	-	320.00

Table 56 - 99% Bandwidth Results



Test Configuration			
Frequency Range:	5.925-6.425 GHz	Band:	U-NII-5
Limit Clause(s):	15.407 (a)(11)	Test Method(s):	C63.10 6.9.3 C63.10 12.5.2
Additional Reference(s):	-		

DUT Configuration			
Mode:	802.11ax HE40 SU VLP	Duty Cycle (%):	-
Modulation Coding Scheme:	MCS2x1	DCCF (dB):	-
Antenna Configuration:	MIMO CDD	Peak Antenna Gain (dBi):	-
Active Port(s):	A+B (Core 0 + Core 1)	Active Chain(s):	0+1

Test Frequency (MHz)	26 dB Bandwidth (MHz)				Limit (MHz)
	A	B	C	D	
6285	42.000	42.240	-	-	320.00
6325	41.880	42.120	-	-	320.00
6405	42.120	42.120	-	-	320.00

Table 57 - 26 dB Bandwidth Results

Test Frequency (MHz)	99% Bandwidth (MHz)				Limit (MHz)
	A	B	C	D	
6285	38.040	38.040	-	-	320.00
6325	38.040	38.040	-	-	320.00
6405	37.920	37.920	-	-	320.00

Table 58 - 99% Bandwidth Results



Test Configuration			
Frequency Range:	5.925-6.425 GHz 6.525-6.875 GHz	Band:	U-NII-5 U-NII-7
Limit Clause(s):	15.407 (a)(11)	Test Method(s):	C63.10 6.9.3 C63.10 12.5.2
Additional Reference(s):	-		

DUT Configuration			
Mode:	802.11ax HE80 SU VLP	Duty Cycle (%):	-
Modulation Coding Scheme:	MCS2x1	DCCF (dB):	-
Antenna Configuration:	MIMO CDD	Peak Antenna Gain (dBi):	-
Active Port(s):	A+B (Core 0 + Core 1)	Active Chain(s):	0+1

Test Frequency (MHz)	26 dB Bandwidth (MHz)				Limit (MHz)
	A	B	C	D	
6145	83.160	82.940	-	-	320.00
6305	82.720	82.720	-	-	320.00
6385	82.720	82.720	-	-	320.00
6625	82.720	82.280	-	-	320.00
6705	82.940	82.940	-	-	320.00
6785	82.720	82.940	-	-	320.00

Table 59 - 26 dB Bandwidth Results

Test Frequency (MHz)	99% Bandwidth (MHz)				Limit (MHz)
	A	B	C	D	
6145	77.440	77.440	-	-	320.00
6305	77.440	77.220	-	-	320.00
6385	77.440	77.440	-	-	320.00
6625	77.220	77.000	-	-	320.00
6705	77.220	77.000	-	-	320.00
6785	77.220	77.220	-	-	320.00

Table 60 - 99% Bandwidth Results



Test Configuration			
Frequency Range:	5.925-6.425 GHz 6.525-6.875 GHz	Band:	U-NII-5 U-NII-7
Limit Clause(s):	15.407 (a)(11)	Test Method(s):	C63.10 6.9.3 C63.10 12.5.2
Additional Reference(s):	-		

DUT Configuration			
Mode:	802.11ax HE160 SU VLP	Duty Cycle (%):	-
Modulation Coding Scheme:	MCS2x1	DCCF (dB):	-
Antenna Configuration:	MIMO CDD	Peak Antenna Gain (dBi):	-
Active Port(s):	A+B (Core 0 + Core 1)	Active Chain(s):	0+1

Test Frequency (MHz)	26 dB Bandwidth (MHz)				Limit (MHz)
	A	B	C	D	
6185	167.580	167.160	-	-	320.00
6345	167.580	166.320	-	-	320.00
6665	167.160	167.580	-	-	320.00

Table 61 - 26 dB Bandwidth Results

Test Frequency (MHz)	99% Bandwidth (MHz)				Limit (MHz)
	A	B	C	D	
6185	156.660	156.660	-	-	320.00
6345	156.660	156.660	-	-	320.00
6665	156.660	156.660	-	-	320.00

Table 62 - 99% Bandwidth Results



MIMO SDM

Protocol	26 dB Bandwidth (MHz)	
	Minimum	Maximum
802.11ax HE20 SU LPI	21.180	21.540
802.11ax HE40 SU LPI	41.760	42.120
802.11ax HE80 SU LPI	82.060	83.380
802.11ax HE160 SU LPI	166.320	167.160
802.11ax HE20 SU SP	21.180	21.360
802.11ax HE40 SU SP	41.760	45.960
802.11ax HE80 SU SP	82.500	85.580
802.11ax HE160 SU SP	166.320	167.580
802.11ax HE20 SU VLP	21.240	21.600
802.11ax HE40 SU VLP	41.760	42.240
802.11ax HE80 SU VLP	82.280	83.160
802.11ax HE160 SU VLP	166.320	167.160

Table 63 - 26 dB Bandwidth Summary Results - MIMO SDM

Protocol	99% Bandwidth (MHz)	
	Minimum	Maximum
802.11ax HE20 SU LPI	18.960	19.080
802.11ax HE40 SU LPI	37.920	38.040
802.11ax HE80 SU LPI	77.000	77.440
802.11ax HE160 SU LPI	156.240	156.660
802.11ax HE20 SU SP	19.020	19.080
802.11ax HE40 SU SP	37.920	38.160
802.11ax HE80 SU SP	77.220	77.440
802.11ax HE160 SU SP	156.240	156.660
802.11ax HE20 SU VLP	18.960	19.080
802.11ax HE40 SU VLP	37.920	38.160
802.11ax HE80 SU VLP	77.000	77.440
802.11ax HE160 SU VLP	156.240	156.660

Table 64 - 99% Bandwidth Summary Results - MIMO SDM

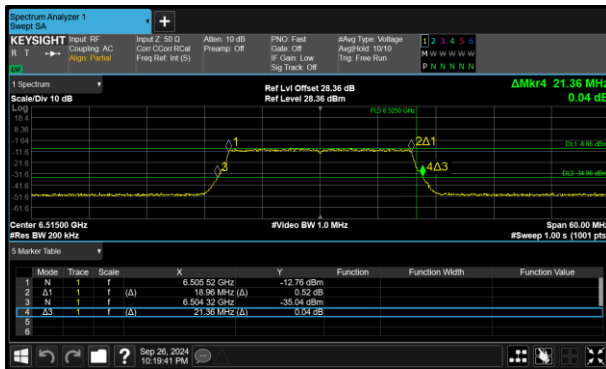


Figure 53 - 802.11ax HE20 SU LPI Minimum 99% OBW

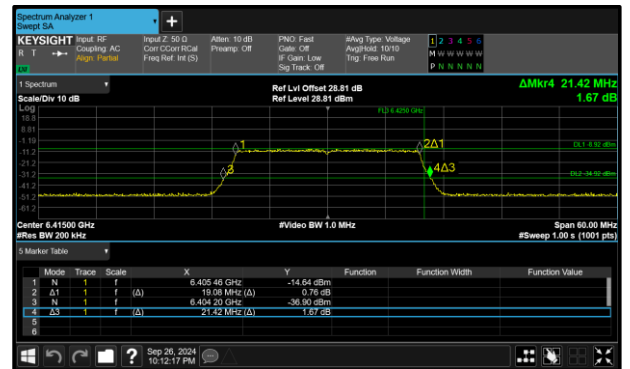


Figure 54 - 802.11ax HE20 SU LPI Maximum 99% OBW

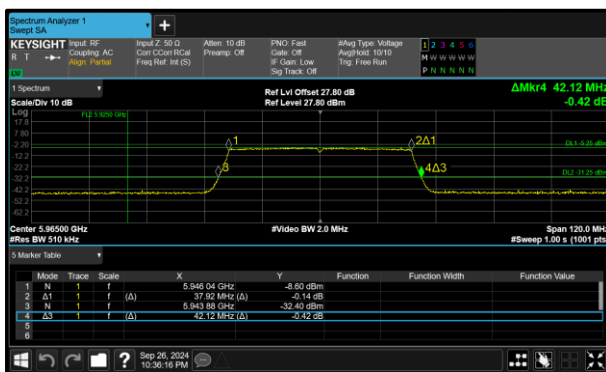


Figure 55 - 802.11ax HE40 SU LPI Minimum 99% OBW

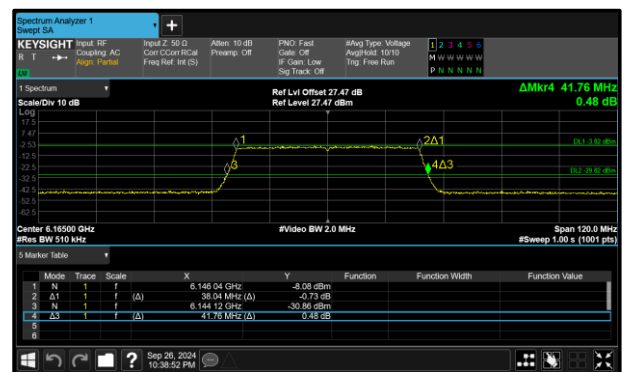


Figure 56 - 802.11ax HE40 SU LPI Maximum 99% OBW

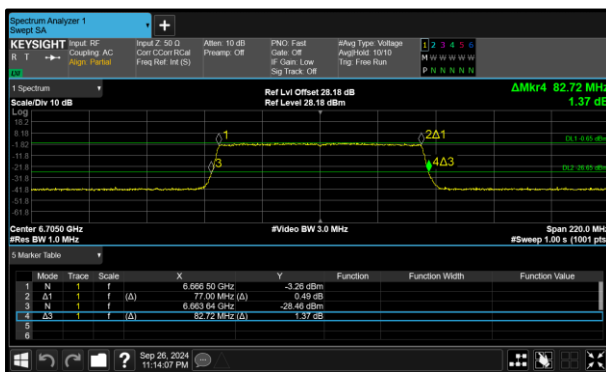


Figure 57 - 802.11ax HE80 SU LPI Minimum 99% OBW



Figure 58 - 802.11ax HE80 SU LPI Maximum 99% OBW