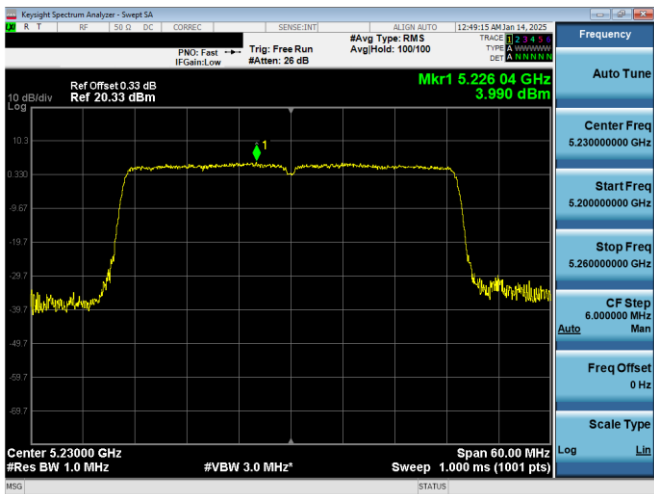
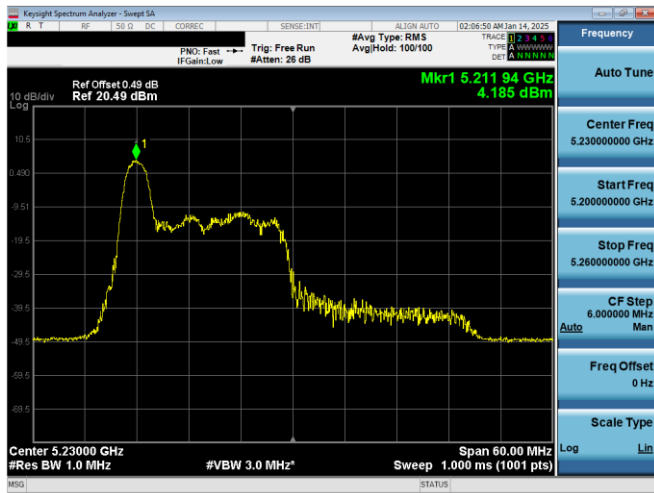


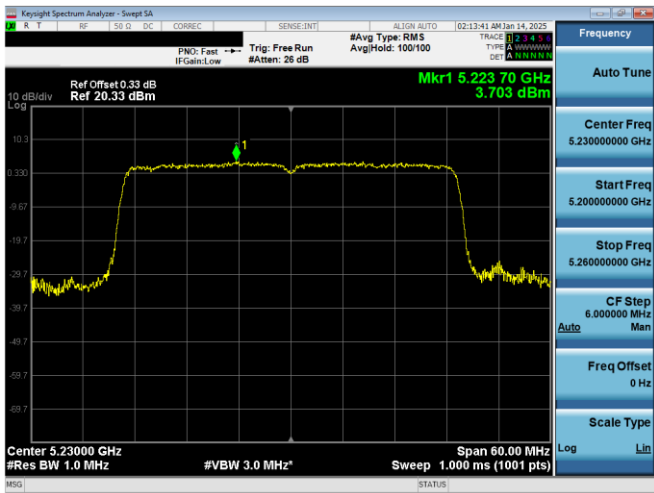
Plot 7-39. ISED PSD SDM Primary Antenna 3c (40MHz BW 11ax Index 0 – RU26 – Ch.46)



Plot 7-41. ISED PSD SDM Primary Antenna 3c (40MHz BW 11ax- RU484 – Ch.46)



Plot 7-40. ISED PSD SDM Primary Antenna 3a (40MHz BW 11ax Index 0 – RU26 – Ch.46)



Plot 7-42. ISED PSD SDM Primary Antenna 3a (40MHz BW 11ax- RU484 – Ch.46)

FCC ID: BCGA3355 IC: 579C-A3355	element	MEASUREMENT REPORT (CERTIFICATION)	Approved by: Technical Manager
Test Report S/N: 1C2410210077-21-R1.BCG	Test Dates: 10/25/2024 - 1/14/2025	EUT Type: Tablet Device	Page 125 of 279

## 7.5.5 Summed CDD/SDM Diversity Power Spectral Density Measurements

	Frequency [MHz]	Channel No.	802.11 MODE	RU Size	RU Index	Data Rate [Mbps]	Antenna 3c Power Density [dBm/MHz]	Antenna 1b Power Density [dBm/MHz]	Summed Power Density [dBm/MHz]	Max Power Density [dBm/MHz]	Margin [dB]
Band 1	5180	36	ax (20MHz)	26	0	25/29.4 (MCS11)	6.64	5.07	8.93	11.0	-2.07
				26	4	25/29.4 (MCS11)	5.79	4.67	8.28	11.0	-2.72
				26	8	25/29.4 (MCS11)	6.81	5.33	9.14	11.0	-1.86
	5200	40	ax (20MHz)	26	0	25/29.4 (MCS11)	6.50	5.57	9.07	11.0	-1.93
				26	4	25/29.4 (MCS11)	5.67	4.50	8.13	11.0	-2.87
				26	8	25/29.4 (MCS11)	6.80	5.58	9.24	11.0	-1.76
	5240	48	ax (20MHz)	26	0	25/29.4 (MCS11)	6.28	5.24	8.80	11.0	-2.20
				26	4	25/29.4 (MCS11)	5.37	4.53	7.98	11.0	-3.02
				26	8	25/29.4 (MCS11)	6.05	5.01	8.57	11.0	-2.43
	5190	38	ax (40MHz)	26	0	25/29.4 (MCS11)	6.59	5.44	9.07	11.0	-1.93
				26	8	25/29.4 (MCS11)	7.95	5.44	9.89	11.0	-1.11
				26	17	25/29.4 (MCS11)	7.04	5.92	9.53	11.0	-1.47
	5230	46	ax (40MHz)	26	0	25/29.4 (MCS11)	6.80	5.67	9.28	11.0	-1.72
				26	8	25/29.4 (MCS11)	7.06	5.96	9.56	11.0	-1.44
				26	17	25/29.4 (MCS11)	6.98	6.30	9.66	11.0	-1.34
	5210	42	ax (80MHz)	26	0	25/29.4 (MCS11)	6.66	5.29	9.04	11.0	-1.96
				26	18	25/29.4 (MCS11)	5.64	5.10	8.39	11.0	-2.61
				26	36	25/29.4 (MCS11)	7.00	5.49	9.32	11.0	-1.68

Table 7-165. Bands 1 Power Spectral Density Measurements CDD Diversity (RU26)

FCC ID: BCGA3355 IC: 579C-A3355	 <b>MEASUREMENT REPORT (CERTIFICATION)</b>		Approved by: Technical Manager
Test Report S/N: 1C2410210077-21-R1.BCG	Test Dates: 10/25/2024 - 1/14/2025	EUT Type: Tablet Device	Page 126 of 279

V 10.6 10/27/2023

	Frequency [MHz]	Channel No.	802.11 MODE	RU Size	RU Index	Data Rate [Mbps]	Antenna 3c Power Density [dBm/MHz]	Antenna 1b Power Density [dBm/MHz]	Summed Power Density [dBm/MHz]	Max Power Density [dBm/MHz]	Margin [dB]
Band 2A	5260	52	ax (20MHz)	52	37	50/58.8 (MCS11)	6.60	5.65	9.16	11.0	-1.84
				52	38	50/58.8 (MCS11)	6.87	5.44	9.23	11.0	-1.77
				52	40	50/58.8 (MCS11)	6.78	5.76	9.31	11.0	-1.69
	5280	60	ax (20MHz)	52	37	50/58.8 (MCS11)	6.54	5.61	9.11	11.0	-1.89
				52	38	50/58.8 (MCS11)	7.14	5.61	9.45	11.0	-1.55
				52	40	50/58.8 (MCS11)	6.64	5.23	9.00	11.0	-2.00
	5320	64	ax (20MHz)	52	37	50/58.8 (MCS11)	6.94	5.21	9.17	11.0	-1.83
				52	38	50/58.8 (MCS11)	6.94	5.38	9.24	11.0	-1.76
				52	40	50/58.8 (MCS11)	6.75	5.57	9.21	11.0	-1.79
	5270	54	ax (40MHz)	52	37	50/58.8 (MCS11)	7.27	6.31	9.83	11.0	-1.17
				52	40	50/58.8 (MCS11)	7.31	5.75	9.61	11.0	-1.39
				52	44	50/58.8 (MCS11)	6.72	6.19	9.47	11.0	-1.53
	5310	62	ax (40MHz)	52	37	50/58.8 (MCS11)	7.46	5.21	9.49	11.0	-1.51
				52	40	50/58.8 (MCS11)	6.29	4.94	8.67	11.0	-2.33
				52	44	50/58.8 (MCS11)	6.47	4.96	8.79	11.0	-2.21
	5290	58	ax (80MHz)	52	37	50/58.8 (MCS11)	5.70	4.41	8.11	11.0	-2.89
				52	44	50/58.8 (MCS11)	5.36	4.31	7.88	11.0	-3.12
				52	52	50/58.8 (MCS11)	5.25	4.31	7.82	11.0	-3.18
Band 2C	5500	100	ax (20MHz)	52	37	50/58.8 (MCS11)	6.53	5.34	8.99	11.0	-2.01
				52	38	50/58.8 (MCS11)	6.87	5.51	9.26	11.0	-1.74
				52	40	50/58.8 (MCS11)	6.16	5.38	8.80	11.0	-2.20
	5580	116	ax (20MHz)	52	37	50/58.8 (MCS11)	6.56	5.37	9.02	11.0	-1.98
				52	38	50/58.8 (MCS11)	6.57	5.36	9.02	11.0	-1.98
				52	40	50/58.8 (MCS11)	6.78	5.88	9.36	11.0	-1.64
	5720	144	ax (20MHz)	52	37	50/58.8 (MCS11)	7.10	5.97	9.58	11.0	-1.42
				52	38	50/58.8 (MCS11)	6.88	6.06	9.50	11.0	-1.50
				52	40	50/58.8 (MCS11)	6.86	5.76	9.36	11.0	-1.64
	5510	102	ax (40MHz)	52	37	50/58.8 (MCS11)	6.67	5.66	9.20	11.0	-1.80
				52	40	50/58.8 (MCS11)	6.69	5.54	9.16	11.0	-1.84
				52	44	50/58.8 (MCS11)	6.61	5.55	9.12	11.0	-1.88
	5550	110	ax (40MHz)	52	37	50/58.8 (MCS11)	7.00	6.04	9.56	11.0	-1.44
				52	40	50/58.8 (MCS11)	7.27	5.90	9.65	11.0	-1.35
				52	44	50/58.8 (MCS11)	6.77	5.55	9.21	11.0	-1.79
	*5590	118	ax (40MHz)	52	37	50/58.8 (MCS11)	6.90	5.50	9.26	11.0	-1.74
				52	40	50/58.8 (MCS11)	7.19	5.62	9.49	11.0	-1.51
				52	44	50/58.8 (MCS11)	6.36	5.20	8.83	11.0	-2.17
	5670	134	ax (40MHz)	52	37	50/58.8 (MCS11)	6.78	5.01	9.00	11.0	-2.00
				52	40	50/58.8 (MCS11)	7.63	5.36	9.65	11.0	-1.35
				52	44	50/58.8 (MCS11)	7.03	5.63	9.40	11.0	-1.60
	5710	142	ax (40MHz)	52	37	50/58.8 (MCS11)	7.01	5.64	9.39	11.0	-1.61
				52	40	50/58.8 (MCS11)	7.08	5.77	9.48	11.0	-1.52
				52	44	50/58.8 (MCS11)	6.81	5.85	9.36	11.0	-1.64
	5530	106	ax (80MHz)	52	37	50/58.8 (MCS11)	6.23	4.87	8.61	11.0	-2.39
				52	44	50/58.8 (MCS11)	5.51	4.26	7.94	11.0	-3.06
				52	52	50/58.8 (MCS11)	5.40	3.98	7.76	11.0	-3.24
	*5610	122	ax (80MHz)	52	37	50/58.8 (MCS11)	6.80	5.67	9.28	11.0	-1.72
				52	44	50/58.8 (MCS11)	6.32	5.21	8.81	11.0	-2.19
				52	52	50/58.8 (MCS11)	6.90	5.50	9.27	11.0	-1.73
	5690	138	ax (80MHz)	52	37	50/58.8 (MCS11)	6.73	5.05	8.98	11.0	-2.02
				52	44	50/58.8 (MCS11)	6.82	5.34	9.15	11.0	-1.85
				52	52	50/58.8 (MCS11)	7.41	5.74	9.67	11.0	-1.33

**Table 7-166. Bands 1, 2A, 2C Power Spectral Density Measurements CDD Diversity (RU52)**

\*TDWR channel is not supported for ISED (denoted by a \* next to the frequency)

FCC ID: BCGA3355 IC: 579C-A3355	 <b>MEASUREMENT REPORT (CERTIFICATION)</b>		Approved by: Technical Manager
Test Report S/N: 1C2410210077-21-R1.BCG	Test Dates: 10/25/2024 - 1/14/2025	EUT Type: Tablet Device	Page 127 of 279

V 10.6 10/27/2023

Unless otherwise specified, no part of this report may be reproduced or utilized in any part, form or by any means, electronic or mechanical, including photocopying and microfilm, without permission in writing from Element Materials Technology. If you have any questions about this or have an enquiry about obtaining additional rights to this report or assembly of contents thereof, please contact [ct.info@element.com](mailto:ct.info@element.com).

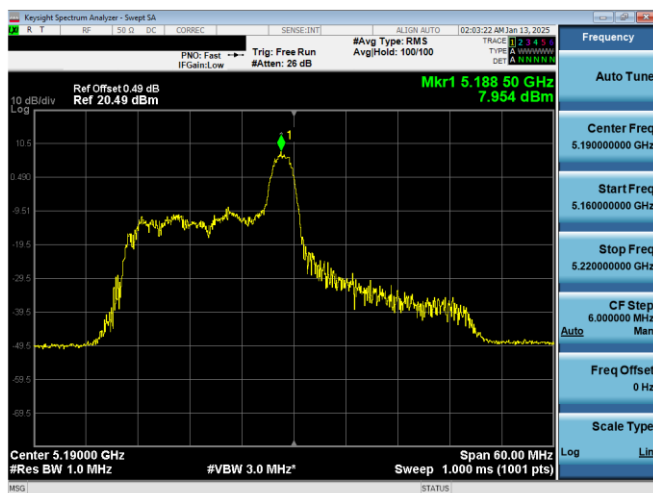
	Frequency [MHz]	Channel	802.11 MODE	RU Size	RU Index	Data Rate [Mbps]	Antenna 3c Power Density [dBm/MHz]	Antenna 1b Power Density [dBm/MHz]	Summed Power Density [dBm/MHz]	Max Power Density [dBm/MHz]	Margin [dB]
Band 1	5180	36	ax (20MHz)	242	61	243.8/286.8 (MCS11)	4.73	3.36	7.11	11.0	-3.89
	5200	40	ax (20MHz)	242	61	243.8/286.8 (MCS11)	6.09	4.71	8.47	11.0	-2.53
	5240	48	ax (20MHz)	242	61	243.8/286.8 (MCS11)	5.43	4.47	7.99	11.0	-3.01
	5190	38	ax (40MHz)	484	65	487.5/573.5 (MCS11)	-0.53	-2.08	1.77	11.0	-9.23
	5230	46	ax (40MHz)	484	65	487.5/573.5 (MCS11)	5.73	3.94	7.93	11.0	-3.07
Band 2A	5210	42	ax (80MHz)	996	67	1020.8/1201 (MCS11)	-3.67	-5.63	-1.53	11.0	-12.53
	5260	52	ax (20MHz)	242	61	243.8/286.8 (MCS11)	5.74	4.55	8.20	11.0	-2.80
	5280	60	ax (20MHz)	242	61	243.8/286.8 (MCS11)	5.69	4.65	8.21	11.0	-2.79
	5320	64	ax (20MHz)	242	61	243.8/286.8 (MCS11)	4.38	2.84	6.69	11.0	-4.31
	5270	54	ax (40MHz)	484	65	487.5/573.5 (MCS11)	5.67	4.57	8.17	11.0	-2.83
	5310	62	ax (40MHz)	484	65	487.5/573.5 (MCS11)	-2.13	-3.55	0.23	11.0	-10.77
	5290	58	ax (80MHz)	996	67	1020.8/1201 (MCS11)	-5.98	-7.16	-3.52	11.0	-14.52
	5500	100	ax (20MHz)	242	61	243.8/286.8 (MCS11)	2.87	1.30	5.17	11.0	-5.83
Band 2C	5580	116	ax (20MHz)	242	61	243.8/286.8 (MCS11)	5.92	4.40	8.24	11.0	-2.76
	5720	144	ax (20MHz)	242	61	243.8/286.8 (MCS11)	5.78	4.65	8.26	11.0	-2.74
	5510	102	ax (40MHz)	484	65	487.5/573.5 (MCS11)	-1.86	-3.00	0.62	11.0	-10.38
	5550	110	ax (40MHz)	484	65	487.5/573.5 (MCS11)	2.64	1.82	5.26	11.0	-5.74
	*5590	118	ax (40MHz)	484	65	487.5/573.5 (MCS11)	5.78	4.07	8.01	11.0	-2.99
	5710	142	ax (40MHz)	484	65	487.5/573.5 (MCS11)	6.31	4.64	8.56	11.0	-2.44
	5530	106	ax (80MHz)	996	67	1020.8/1201 (MCS11)	-5.09	-7.00	-2.93	11.0	-13.93
	*5610	122	ax (80MHz)	996	67	1020.8/1201 (MCS11)	-2.28	-3.36	0.22	11.0	-10.78
	5690	138	ax (80MHz)	996	67	1020.8/1201 (MCS11)	3.87	1.87	6.00	11.0	-5.00

**Table 7-167. Bands 1, 2A, 2C Power Spectral Density Measurements CDD Diversity (Fully-loaded RU)**

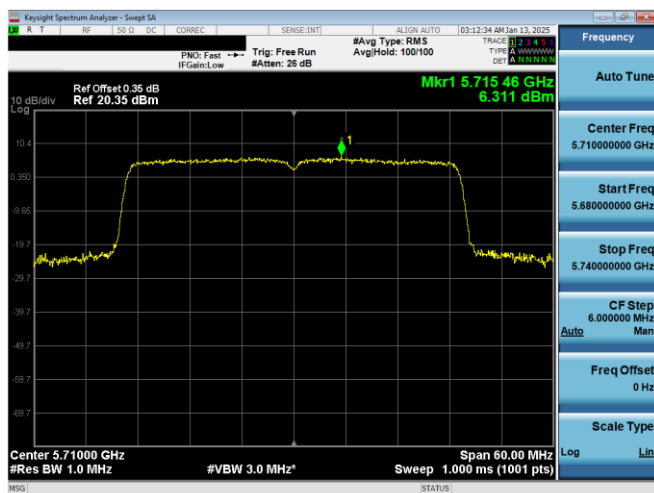
\*TDWR channel is not supported for ISSED (denoted by a \* next to the frequency)

FCC ID: BCGA3355 IC: 579C-A3355	 <b>MEASUREMENT REPORT (CERTIFICATION)</b>		Approved by: Technical Manager
Test Report S/N: 1C2410210077-21-R1.BCG	Test Dates: 10/25/2024 - 1/14/2025	EUT Type: Tablet Device	Page 128 of 279

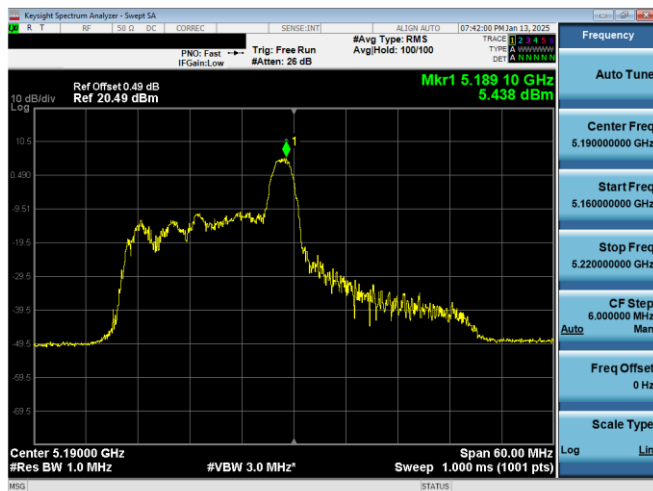
V 10.6 10/27/2023



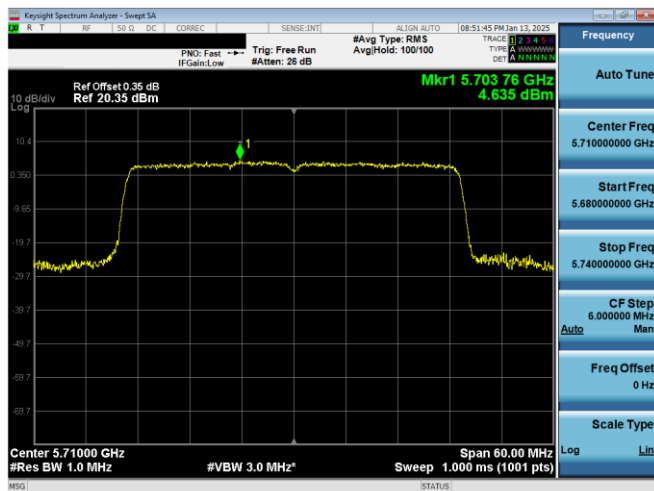
Plot 7-43. PSD CDD Diversity Antenna 3c (40MHz BW 11ax Index 8 – RU26 – Ch.38)



Plot 7-45. PSD CDD Diversity Antenna 3c (40MHz BW 11ax– RU484 – Ch.142)



Plot 7-44. PSD CDD Diversity Antenna 1b (40MHz BW 11ax Index 8 – RU26 – Ch.38)



Plot 7-46. PSD CDD Diversity Antenna 1b (40MHz BW 11ax– RU484 – Ch.142)

FCC ID: BCGA3355 IC: 579C-A3355		MEASUREMENT REPORT (CERTIFICATION)	Approved by: Technical Manager
Test Report S/N: 1C2410210077-21-R1.BCG	Test Dates: 10/25/2024 - 1/14/2025	EUT Type: Tablet Device	Page 129 of 279

V 10.6 10/27/2023

Unless otherwise specified, no part of this report may be reproduced or utilized in any part, form or by any means, electronic or mechanical, including photocopying and microfilm, without permission in writing from Element Materials Technology. If you have any questions about this or have an enquiry about obtaining additional rights to this report or assembly of contents thereof, please contact [ct.info@element.com](mailto:ct.info@element.com).

	Frequency [MHz]	Channel No.	802.11 MODE	RU Size	RU Index	Data Rate [Mbps]	Antenna 3c Power Density [dBm/500kHz]	Antenna 1b Power Density [dBm/500kHz]	Summed Power Density [dBm/500kHz]	Max Permissible Power Density [dBm/500kHz]	Margin [dB]
Band 3	5745	149	ax (20MHz)	26	0	25/29.4 (MCS11)	6.17	4.94	8.61	30.0	-21.39
				26	4	25/29.4 (MCS11)	5.88	4.67	8.32	30.0	-21.68
				26	8	25/29.4 (MCS11)	6.28	4.78	8.61	30.0	-21.39
	5785	157	ax (20MHz)	26	0	25/29.4 (MCS11)	5.61	4.89	8.27	30.0	-21.73
				26	4	25/29.4 (MCS11)	5.97	4.08	8.14	30.0	-21.86
				26	8	25/29.4 (MCS11)	5.98	5.30	8.66	30.0	-21.34
	5825	165	ax (20MHz)	26	0	25/29.4 (MCS11)	5.77	5.00	8.41	30.0	-21.59
				26	4	25/29.4 (MCS11)	5.80	5.43	8.63	30.0	-21.37
				26	8	25/29.4 (MCS11)	6.58	5.56	9.11	30.0	-20.89
	5755	151	ax (40MHz)	26	0	25/29.4 (MCS11)	5.65	4.73	8.23	30.0	-21.77
				26	8	25/29.4 (MCS11)	6.22	4.53	8.46	30.0	-21.54
				26	17	25/29.4 (MCS11)	5.55	4.15	7.91	30.0	-22.09
	5795	159	ax (40MHz)	26	0	25/29.4 (MCS11)	5.63	4.50	8.11	30.0	-21.89
				26	8	25/29.4 (MCS11)	5.70	4.86	8.31	30.0	-21.69
				26	17	25/29.4 (MCS11)	5.47	4.30	7.94	30.0	-22.06
	5775	155	ax (80MHz)	26	0	25/29.4 (MCS11)	7.42	4.74	9.30	30.0	-20.70
				26	18	25/29.4 (MCS11)	5.90	5.06	8.51	30.0	-21.49
				26	36	25/29.4 (MCS11)	5.98	5.23	8.63	30.0	-21.37

**Table 7-168. Band 3 Power Spectral Density Measurements CDD Diversity (RU26)**

	Frequency [MHz]	Channel	802.11 MODE	RU Size	RU Index	Data Rate [Mbps]	Antenna 3c Power Density [dBm/500kHz]	Antenna 1b Power Density [dBm/500kHz]	Summed Power Density [dBm/500kHz]	Max Permissible Power Density [dBm/500kHz]	Margin [dB]
Band 3	5745	149	ax (20MHz)	242	61	243.8/286.8 (MCS11)	6.58	5.65	9.15	30.0	-20.85
	5785	157	ax (20MHz)	242	61	243.8/286.8 (MCS11)	6.77	5.30	9.11	30.0	-20.89
	5825	165	ax (20MHz)	242	61	243.8/286.8 (MCS11)	6.94	5.34	9.22	30.0	-20.78
	5755	151	ax (40MHz)	484	65	487.5/573.5 (MCS11)	2.56	1.21	4.95	30.0	-25.05
	5795	159	ax (40MHz)	484	65	487.5/573.5 (MCS11)	3.45	1.76	5.69	30.0	-24.31
	5775	155	ax (80MHz)	996	67	1020.8/1201 (MCS11)	-2.76	-5.13	-0.77	30.0	-30.77

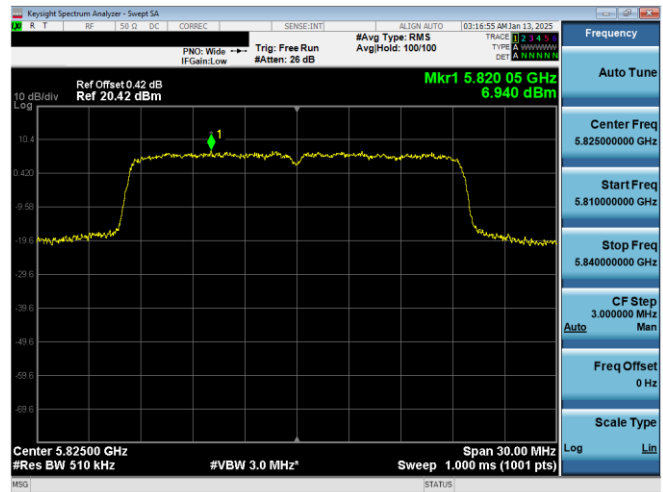
**Table 7-169. Band 3 Power Spectral Density Measurements CDD Diversity (Fully-loaded RU)**

FCC ID: BCGA3355 IC: 579C-A3355	 <b>MEASUREMENT REPORT (CERTIFICATION)</b>		Approved by: Technical Manager
Test Report S/N: 1C2410210077-21-R1.BCG	Test Dates: 10/25/2024 - 1/14/2025	EUT Type: Tablet Device	Page 130 of 279

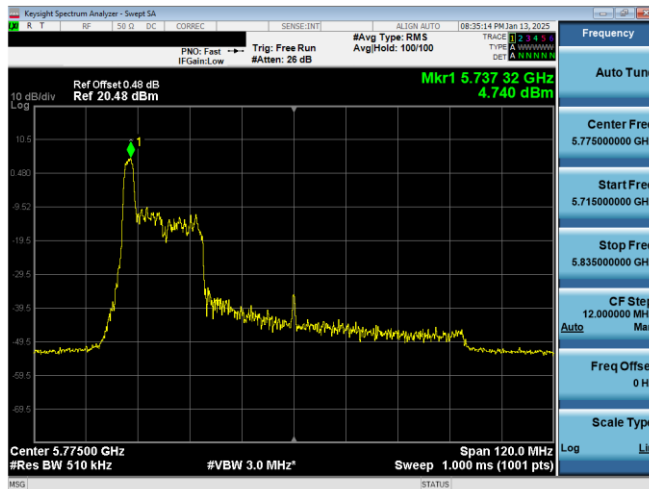
V 10.6 10/27/2023



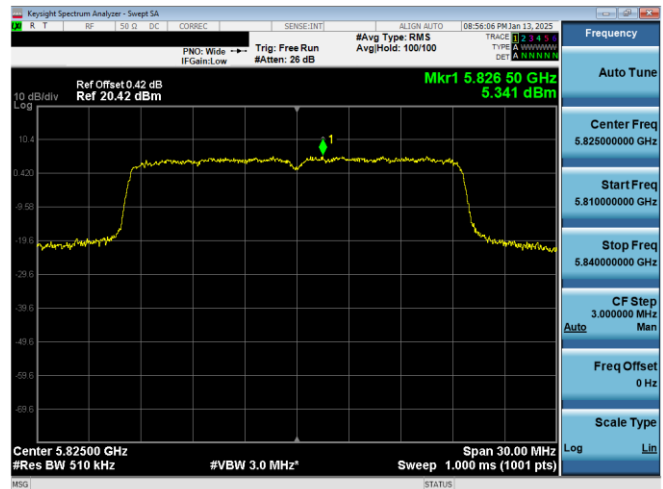
Plot 7-47. PSD CDD Diversity Antenna 3c (80MHz BW 11ax Index 0 - RU26 - Ch.155)



Plot 7-49. PSD CDD Diversity Antenna 3c (20MHz BW 11ax- RU242 - Ch.165)



Plot 7-48. PSD CDD Diversity Antenna 1b (80MHz BW 11ax Index 0 - RU26 - Ch.155)



Plot 7-50. PSD CDD Diversity Antenna 1b (20MHz BW 11ax- RU242 - Ch.165)

FCC ID: BCGA3355 IC: 579C-A3355		MEASUREMENT REPORT (CERTIFICATION)	Approved by: Technical Manager
Test Report S/N: 1C2410210077-21-R1.BCG	Test Dates: 10/25/2024 - 1/14/2025	EUT Type: Tablet Device	Page 131 of 279

V 10.6 10/27/2023

Unless otherwise specified, no part of this report may be reproduced or utilized in any part, form or by any means, electronic or mechanical, including photocopying and microfilm, without permission in writing from Element Materials Technology. If you have any questions about this or have an enquiry about obtaining additional rights to this report or assembly of contents thereof, please contact [ct.info@element.com](mailto:ct.info@element.com).

	Frequency [MHz]	Channel No.	802.11 MODE	Mode	RU Size	RU Index	Data Rate [Mbps]	Antenna 3c Power Density [dBm/MHz]	Antenna 1b Power Density [dBm/MHz]	Summed Power Density [dBm/MHz]	Directional Antenna Gain [dBi]	e.i.r.p. Power Density [dBm/MHz]	ISED Max e.i.r.p. Power Density [dBm/MHz]	Margin [dB]
Band 1	5180	36	ax (20MHz)	SDM	26	0	25/29.4 (MCS11)	3.42	3.67	6.55	0.77	7.33	10.0	-2.67
					26	4	25/29.4 (MCS11)	2.86	3.03	5.95	0.77	6.73	10.0	-3.27
					26	8	25/29.4 (MCS11)	3.89	3.71	6.81	0.77	7.59	10.0	-2.41
	5200	40	ax (20MHz)	SDM	26	0	25/29.4 (MCS11)	3.79	3.64	6.73	0.77	7.50	10.0	-2.50
					26	4	25/29.4 (MCS11)	2.58	2.96	5.78	0.77	6.56	10.0	-3.44
					26	8	25/29.4 (MCS11)	3.71	3.35	6.55	0.77	7.32	10.0	-2.68
	5240	48	ax (20MHz)	SDM	26	0	25/29.4 (MCS11)	3.98	4.07	7.04	0.77	7.81	10.0	-2.19
					26	4	25/29.4 (MCS11)	2.93	2.58	5.77	0.77	6.54	10.0	-3.46
					26	8	25/29.4 (MCS11)	3.88	3.76	6.83	0.77	7.60	10.0	-2.40
	5190	38	ax (40MHz)	SDM	26	0	25/29.4 (MCS11)	4.16	3.25	6.74	0.77	7.51	10.0	-2.49
					26	8	25/29.4 (MCS11)	4.49	4.40	7.46	0.77	8.23	10.0	-1.77
					26	17	25/29.4 (MCS11)	4.23	4.37	7.31	0.77	8.09	10.0	-1.91
	5230	46	ax (40MHz)	SDM	26	0	25/29.4 (MCS11)	4.86	4.30	7.60	0.77	8.37	10.0	-1.63
					26	8	25/29.4 (MCS11)	4.45	4.18	7.33	0.77	8.10	10.0	-1.90
					26	17	25/29.4 (MCS11)	4.63	4.20	7.43	0.77	8.21	10.0	-1.79
	5210	42	ax (80MHz)	SDM	26	0	25/29.4 (MCS11)	4.22	4.16	7.20	0.77	7.97	10.0	-2.03
					26	18	25/29.4 (MCS11)	3.24	3.46	6.36	0.77	7.14	10.0	-2.86
					26	36	25/29.4 (MCS11)	4.20	4.33	7.27	0.77	8.05	10.0	-1.95

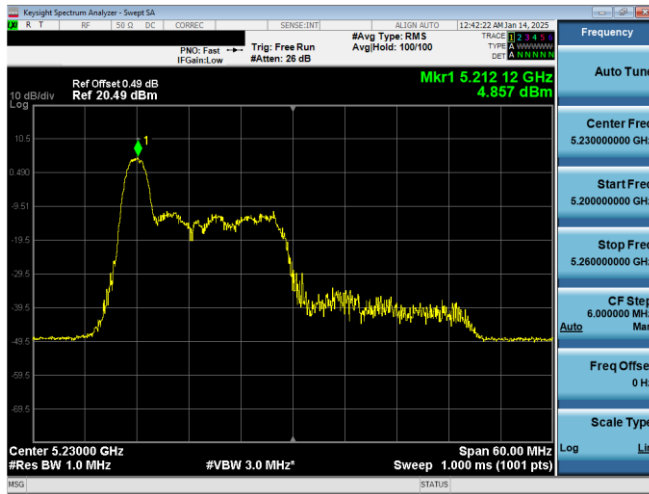
**Table 7-170. ISED Band 1 e.i.r.p. Power Spectral Density Measurements SDM Diversity (RU26)**

	Frequency [MHz]	Channel	802.11 MODE	Mode	RU Size	RU Index	Data Rate [Mbps]	Antenna 3c Power Density [dBm/MHz]	Antenna 1b Power Density [dBm/MHz]	Summed Power Density [dBm/MHz]	Directional Antenna Gain [dBi]	e.i.r.p. Power Density [dBm/MHz]	ISED Max e.i.r.p. Power Density [dBm/MHz]	Margin [dB]
Band 1	5180	36	ax (20MHz)	SDM	242	61	243.8/286.8 (MCS11)	3.18	3.24	6.22	0.77	6.99	10.0	-3.01
	5200	40	ax (20MHz)	SDM	242	61	243.8/286.8 (MCS11)	3.38	3.45	6.42	0.77	7.20	10.0	-2.80
	5240	48	ax (20MHz)	SDM	242	61	243.8/286.8 (MCS11)	3.17	3.40	6.30	0.77	7.07	10.0	-2.93
	5190	38	ax (40MHz)	CDD	484	65	487.5/573.5 (MCS11)	-1.21	-1.27	1.77	3.58	5.35	10.0	-4.65
	5230	46	ax (40MHz)	SDM	484	65	487.5/573.5 (MCS11)	3.99	3.89	6.95	0.77	7.72	10.0	-2.28
	5210	42	ax (80MHz)	CDD	996	67	1020.8/1201 (MCS11)	-4.83	-4.64	-1.72	3.58	1.85	10.0	-8.15

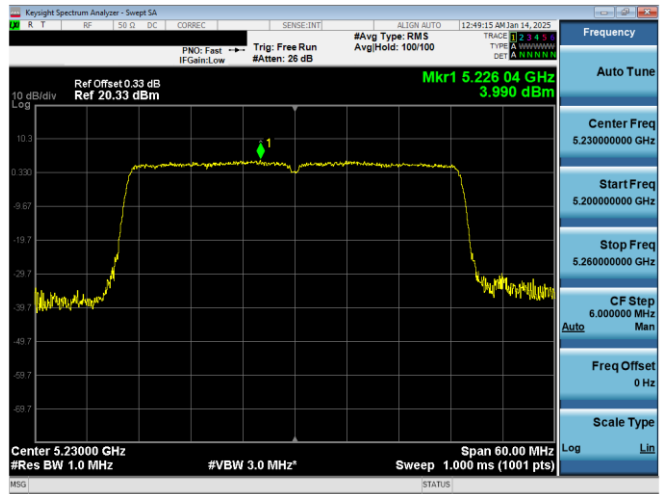
**Table 7-171. ISED Band 1 e.i.r.p. Power Spectral Density Measurements SDM Diversity (Fully-loaded RU)**

FCC ID: BCGA3355 IC: 579C-A3355		MEASUREMENT REPORT (CERTIFICATION)	Approved by: Technical Manager
Test Report S/N: 1C2410210077-21-R1.BCG	Test Dates: 10/25/2024 - 1/14/2025	EUT Type: Tablet Device	Page 132 of 279

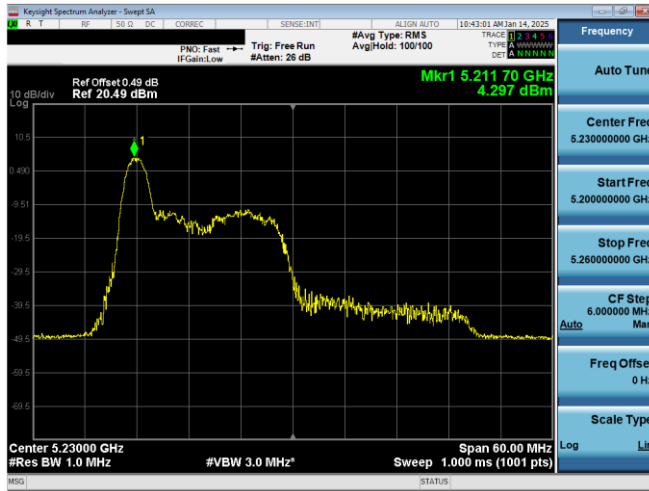




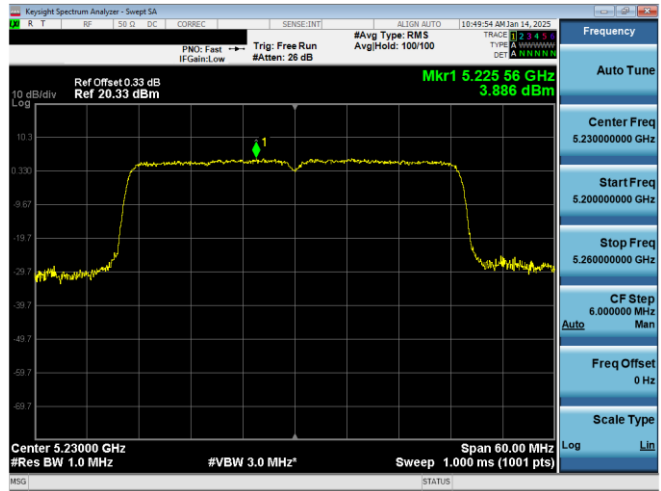
Plot 7-51. ISED PSD SDM Diversity Antenna 3c (40MHz BW 11ax Index 0 – RU26 – Ch.46)



Plot 7-53. ISED PSD SDM Diversity Antenna 3c (40MHz BW 11ax- RU484 – Ch.46)



Plot 7-52. ISED PSD SDM Diversity Antenna 1b (40MHz BW 11ax Index 0 – RU26 – Ch.46)



Plot 7-54. ISED PSD SDM Diversity Antenna 1b (40MHz BW 11ax- RU484 – Ch.46)

FCC ID: BCGA3355 IC: 579C-A3355		MEASUREMENT REPORT (CERTIFICATION)	Approved by: Technical Manager
Test Report S/N: 1C2410210077-21-R1.BCG	Test Dates: 10/25/2024 - 1/14/2025	EUT Type: Tablet Device	Page 133 of 279

V 10.6 10/27/2023

Unless otherwise specified, no part of this report may be reproduced or utilized in any part, form or by any means, electronic or mechanical, including photocopying and microfilm, without permission in writing from Element Materials Technology. If you have any questions about this or have an enquiry about obtaining additional rights to this report or assembly of contents thereof, please contact [ct.info@element.com](mailto:ct.info@element.com).

**Note:**

Per ANSI C63.10-2020 Subclause 14.3.2.2 and KDB 662911 v02r01 Section E)2), the power spectral density at Antenna 3c and Antenna 3a were first measured separately during CDD/SDM transmission as shown in the section above. The measured values were then summed in linear power units then converted back to dBm.

**Sample Directional Gain Calculation:**

For correlated signals, assuming the antenna gain is 2.30 dBi for Antenna 3c and -0.10 dBi for Antenna 3a.

$$\begin{aligned} \text{Directional gain} &= 10 \log[(10^{G_1/20} + 10^{G_2/20} + \dots + 10^{G_N/20})^2 / N_{\text{ANT}}] \text{ dBi} \\ &= 10 \log[(10^{2.30/20} + 10^{-0.10/20} / 2] \text{ dBi} \\ &= 4.19 \text{ dBi} \end{aligned}$$

For uncorrelated signals, assuming the antenna gain is 2.30 dBi for Antenna 3c and -0.10 dBi for Antenna 3a.

$$\begin{aligned} \text{Directional gain} &= 10 \log[(10^{G_1/10} + 10^{G_2/10} + \dots + 10^{G_N/10}) / N_{\text{ANT}}] \text{ dBi} \\ &= 10 \log[(10^{2.30/10} + 10^{-0.10/10} / 2] \text{ dBi} \\ &= 1.26 \text{ dBi} \end{aligned}$$

**Sample CDD/SDM Calculation:**

Assuming the average conducted power spectral density was measured to be 3.42 dBm for Antenna 3c and 3.47 dBm for Antenna 3a.

$$\text{Antenna 3c} + \text{Antenna 3a} = \text{CDD/SDM}$$

$$(3.42 \text{ dBm} + 3.47 \text{ dBm}) = (2.20 \text{ mW} + 2.22 \text{ mW}) = 4.42 \text{ mW} = 6.45 \text{ dBm}$$

**Sample e.i.r.p Power Spectral Density Calculation:**

Assuming the average CDD/SDM power density was calculated to be 6.45 dBm with directional gain of 1.26 dBi.

$$\text{e.i.r.p. Power Spectral Density(dBm)} = \text{Power Spectral Density (dBm)} + \text{directional gain (dBi)}$$

$$6.45 \text{ dBm} + 1.26 \text{ dBi} = 7.72 \text{ dBm}$$

FCC ID: BCGA3355 IC: 579C-A3355		MEASUREMENT REPORT (CERTIFICATION)	Approved by: Technical Manager
Test Report S/N: 1C2410210077-21-R1.BCG	Test Dates: 10/25/2024 - 1/14/2025	EUT Type: Tablet Device	Page 134 of 279

V 10.6 10/27/2023

## 7.6 Radiated Spurious Emission – Above 1GHz

**§15.407(b) §15.205 §15.209; RSS-Gen [8.9]**

### **Test Overview and Limit**

All out of band radiated spurious emissions are measured with a spectrum analyzer connected to a receive antenna while the EUT is operating at its maximum duty cycle, at its maximum power control level, as defined in ANSI C63.10-2020 and KDB 789033 D02 v02r01, and at the appropriate frequencies. All channels, modes (e.g. RU26, 52 Tones, RU106, RU242, RU484, RU996 and RU996x2), and modulations/data rates were investigated among all UNII bands. Only the radiated emissions of the configuration that produced the worst case emissions are reported in this section.

***For transmitters operating in the 5.15-5.25 GHz and 5.25-5.35 GHz band: All emissions outside of the 5.15-5.35 GHz band shall not exceed an EIRP of –27 dBm/MHz.***

***For transmitters operating in the 5.47-5.725 GHz band: All emissions outside of the 5.47-5.725 GHz band shall not exceed an EIRP of –27 dBm/MHz.***

***For transmitters operating in the 5.725-5.85 GHz band: All emissions shall be limited to a level of –27 dBm/MHz at 75 MHz or more above or below the band edge increasing linearly to 10 dBm/MHz at 25 MHz above or below the band edge, and from 25 MHz above or below the band edge increasing linearly to a level of 15.6 dBm/MHz at 5 MHz above or below the band edge, and from 5 MHz above or below the band edge increasing linearly to a level of 27 dBm/MHz at the band edge.***

***All out of band emissions appearing in a restricted band as specified in Section 15.205 of the Title 47 CFR and Table 7 of RSS-Gen (8.10) must not exceed the limits shown in Table 7-172 per Section 15.209 and RSS-Gen (8.9).***

Frequency	Field Strength [μV/m]	Measured Distance [Meters]
Above 960.0 MHz	500	3

**Table 7-172. Radiated Limits**

### **Test Procedures Used**

ANSI C63.10-2020 – Subclauses 12.7.7, 12.7.6  
KDB 789033 D02 v02r01 – Section G

<b>FCC ID:</b> BCGA3355 <b>IC:</b> 579C-A3355		<b>MEASUREMENT REPORT (CERTIFICATION)</b>	<b>Approved by:</b> Technical Manager
<b>Test Report S/N:</b> 1C2410210077-21-R1.BCG	<b>Test Dates:</b> 10/25/2024 - 1/14/2025	<b>EUT Type:</b> Tablet Device	Page 135 of 279

V 10.6 10/27/2023

Unless otherwise specified, no part of this report may be reproduced or utilized in any part, form or by any means, electronic or mechanical, including photocopying and microfilm, without permission in writing from Element Materials Technology. If you have any questions about this or have an enquiry about obtaining additional rights to this report or assembly of contents thereof, please contact [ct.info@element.com](mailto:ct.info@element.com).

## Test Settings

### Average Field Strength Measurements

1. Analyzer center frequency was set to the frequency of the radiated spurious emission of interest
2. RBW = 1MHz
3. VBW = 3MHz
4. Detector = power average (RMS)
5. Number of measurement points = 1001 (Number of points must be  $\geq 2 \times \text{span/RBW}$ )
6. Averaging type = power (RMS)
7. Sweep time = auto couple
8. Trace was averaged over 100 sweeps

### Peak Field Strength Measurements

1. Analyzer center frequency was set to the frequency of the radiated spurious emission of interest
2. RBW = 1MHz
3. VBW = 3MHz
4. Detector = peak
5. Sweep time = auto couple
6. Trace mode = max hold
7. Trace was allowed to stabilize

## Test Setup

The EUT and measurement equipment were set up as shown in the diagram below.

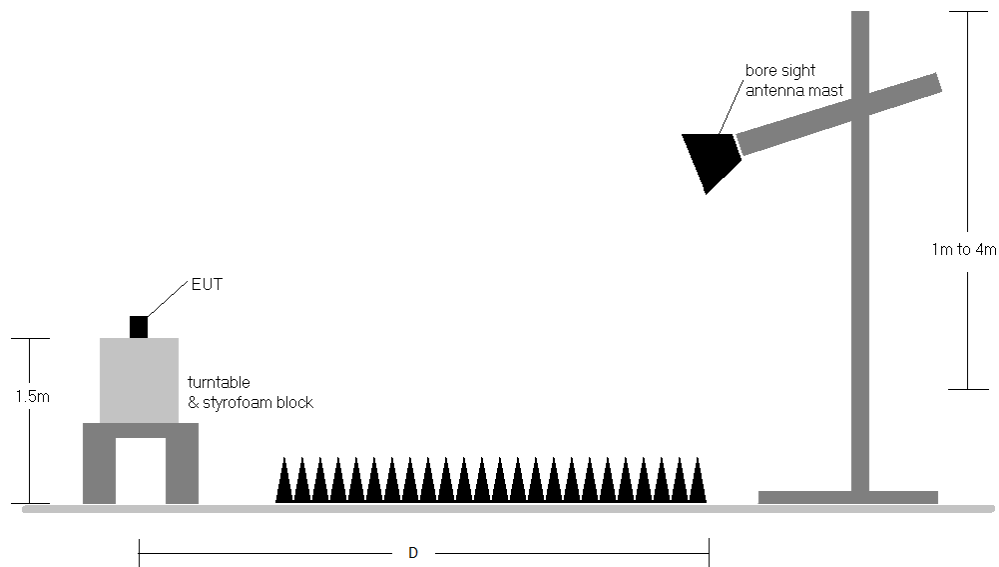


Figure 7-5. Test Instrument & Measurement Setup

FCC ID: BCGA3355 IC: 579C-A3355		MEASUREMENT REPORT (CERTIFICATION)	Approved by: Technical Manager
Test Report S/N: 1C2410210077-21-R1.BCG	Test Dates: 10/25/2024 - 1/14/2025	EUT Type: Tablet Device	Page 136 of 279

V 10.6 10/27/2023

## Test Notes

1. All emissions that lie in the restricted bands (denoted by a \* next to the frequency) specified in §15.205 and Section 8.10 of RSS-Gen are below the limit shown in Table 7-172.
2. All spurious emissions lying in restricted bands specified in §15.205 and Section 8.10 of RSS-Gen are below the limit shown in Table 7-172. All spurious emissions that do not lie in a restricted band are subject to a peak limit of -27dBm/MHz. At a distance of 3 meters, the field strength limit in dBμV/m can be determined by adding a “conversion” factor of 95.2dB to the EIRP limit of -27dBm/MHz to obtain the limit for out of band spurious emissions of 68.2dBμV/m.
3. The antenna is manipulated through typical positions, polarity and length during the tests. The EUT is manipulated through three orthogonal planes.
4. This unit was tested with its standard battery.
5. The spectrum is measured from 9kHz to the 10th harmonic of the fundamental frequency of the transmitter using CISPR quasi peak detector below 1GHz. Above 1 GHz, average and peak measurements were taken using linearly polarized horn antennas.
6. D is the measurement test distance and emissions 1-18GHz were measured at a 3 meters test distance while emissions above 18GHz were measured at a 1 meter test distance with the application of a distance correction factor.
7. The wide spectrum spurious emissions plots shown on the following pages are used only for the purpose of emission identification. Any emissions found to be within 20dB of the limit are fully investigated and the results are shown in this section.
8. The "-" shown in the following RSE tables are used to denote a noise floor measurement.
9. Per RSS-247 Section 6.2.3, transmission on channels which overlap the 5600-5650 MHz is prohibited. This device operates under these frequencies only under the control of a certified master device and does not support active scanning on these channels. This device does not transmit any beacons or initiate any transmissions in UNII Bands 2A or 2C.
10. For radiated measurements, emissions were investigated for the fully-loaded RU configuration and for all of the partially-loaded RU configurations. Among all of the available partially-loaded RU configurations, only the configuration with the worst case emissions is reported.

<b>FCC ID:</b> BCGA3355 <b>IC:</b> 579C-A3355		<b>MEASUREMENT REPORT (CERTIFICATION)</b>	<b>Approved by:</b> Technical Manager
<b>Test Report S/N:</b> 1C2410210077-21-R1.BCG	<b>Test Dates:</b> 10/25/2024 - 1/14/2025	<b>EUT Type:</b> Tablet Device	Page 137 of 279

V 10.6 10/27/2023

## Sample Calculations

### Determining Spurious Emissions Levels

- Field Strength Level  $_{[dB\mu V/m]} = \text{Analyzer Level }_{[dBm]} + 107 + \text{AFCL }_{[dB/m]}$
- $\text{AFCL }_{[dB/m]} = \text{Antenna Factor }_{[dB/m]} + \text{Cable Loss }_{[dB]} - \text{Preamplifier Gain }_{[dB]}$
- $\text{Margin }_{[dB]} = \text{Field Strength Level }_{[dB\mu V/m]} - \text{Limit }_{[dB\mu V/m]}$

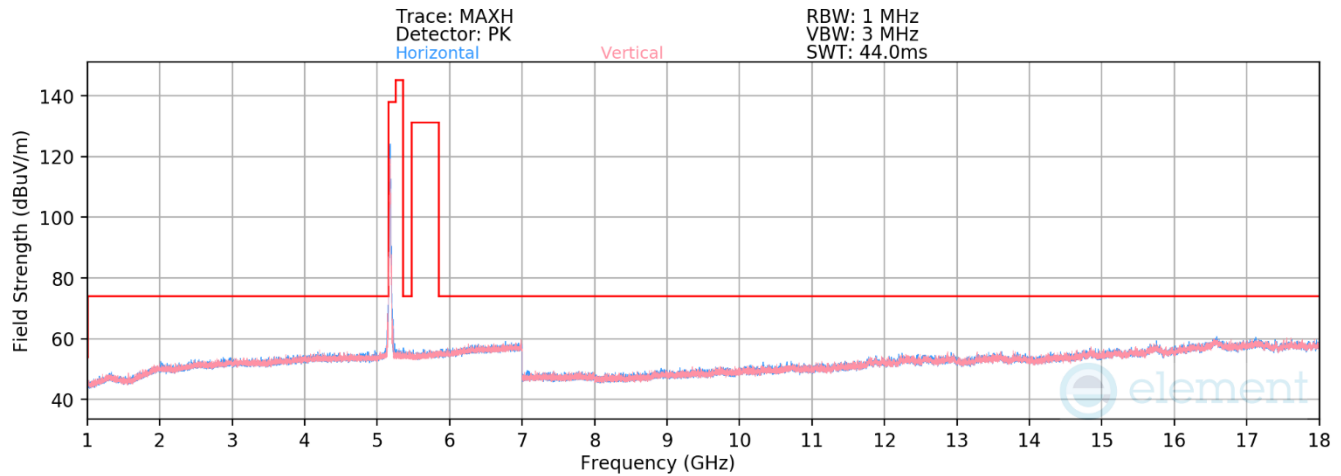
### Radiated Band Edge Measurement Offset

- The amplitude offset shown in the radiated restricted band edge plots in Section 7.6.3 to 7.6.17 was calculated using the formula:  
Offset (dB) = (Antenna Factor + Cable Loss + Attenuator) – Preamplifier Gain

FCC ID: BCGA3355 IC: 579C-A3355	 <b>MEASUREMENT REPORT (CERTIFICATION)</b>		<b>Approved by:</b> Technical Manager
<b>Test Report S/N:</b> 1C2410210077-21-R1.BCG	<b>Test Dates:</b> 10/25/2024 - 1/14/2025	<b>EUT Type:</b> Tablet Device	Page 138 of 279

V 10.6 10/27/2023

## 7.6.1 CDD Primary Radiated Spurious Emissions RU26



Plot 7-55. RSE above 1GHz CDD Primary (11ax – Ch.36 – RU26)

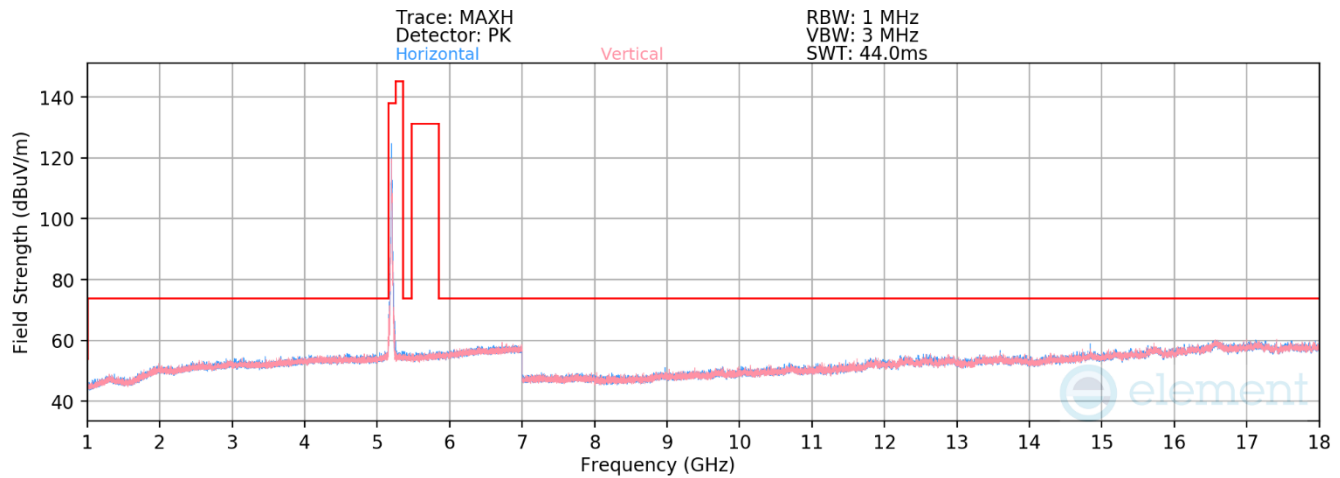
Mode:	802.11ax (20MHz BW)
Data Rate:	MCS11
RU Index:	4
Distance of Measurements:	3 Meters
Operating Frequency:	5180MHz
Channel:	36

	Frequency [MHz]	Detector	Ant. Pol. [H/V]	Antenna Height [cm]	Turntable Azimuth [degree]	Analyzer Level [dBm]	AFCL [dB/m]	Field Strength [dBuV/m]	Limit [dBuV/m]	Margin [dB]
	10360.00	Peak	H	-	-	-70.52	15.15	51.63	68.23	-16.60
*	15540.00	Average	H	-	-	-84.10	22.94	45.83	53.98	-8.15
*	15540.00	Peak	H	-	-	-72.53	22.76	57.23	73.98	-16.75

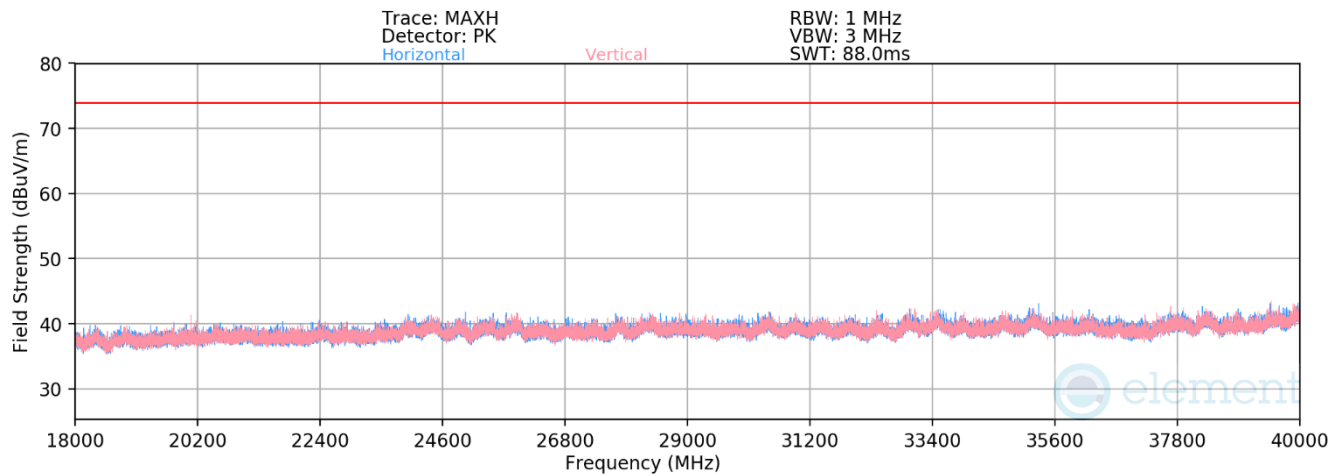
Table 7-173. Radiated Measurements CDD Primary (RU26)

FCC ID: BCGA3355 IC: 579C-A3355		MEASUREMENT REPORT (CERTIFICATION)	Approved by: Technical Manager
Test Report S/N: 1C2410210077-21-R1.BCG	Test Dates: 10/25/2024 - 1/14/2025	EUT Type: Tablet Device	Page 139 of 279

V 10.6 10/27/2023



Plot 7-56. RSE above 1GHz CDD Primary (11ax – Ch.40 – RU26)



Plot 7-57. RSE 18GHz – 40 GHz CDD Primary (11ax Ch.40 — RU26)

Mode: 802.11ax (20MHz BW)  
Data Rate: MCS11  
RU Index: 4  
Distance of Measurements: 3 Meters  
Operating Frequency: 5200MHz  
Channel: 40

	Frequency [MHz]	Detector	Ant. Pol. [H/V]	Antenna Height [cm]	Turntable Azimuth [degree]	Analyzer Level [dBm]	AFCL [dB/m]	Field Strength [dBuV/m]	Limit [dBuV/m]	Margin [dB]
	10400.00	Peak	H	-	-	-69.31	15.16	52.85	68.23	-15.38
*	15600.00	Average	V	-	-	-84.53	23.71	46.18	53.98	-7.80
*	15600.00	Peak	V	-	-	-72.32	22.68	57.36	73.98	-16.62

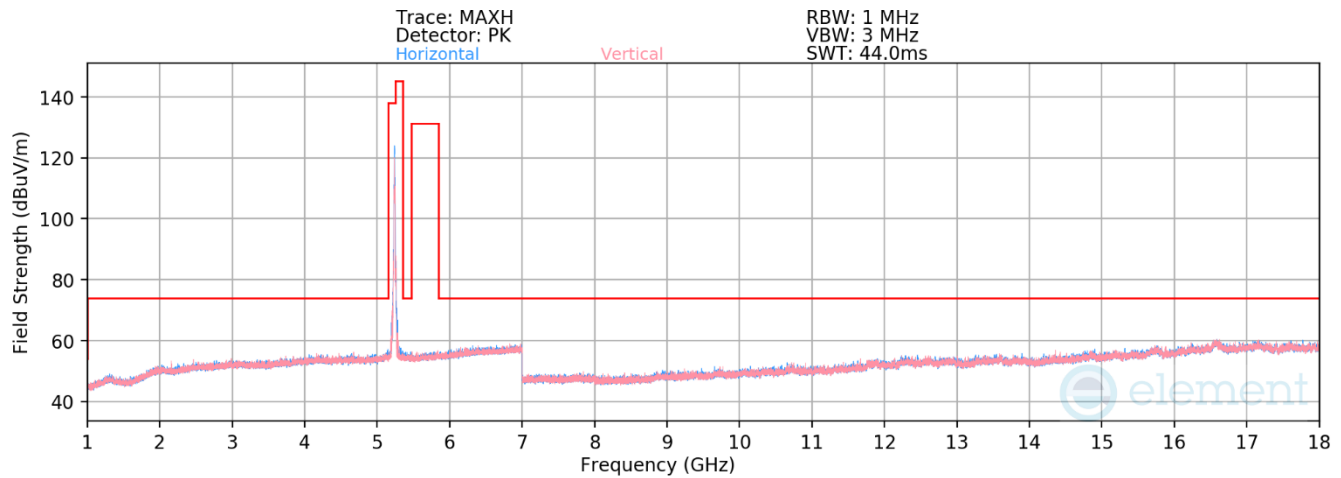
Table 7-174. Radiated Measurements CDD Primary (RU26)

FCC ID: BCGA3355 IC: 579C-A3355		MEASUREMENT REPORT (CERTIFICATION)		Approved by: Technical Manager
Test Report S/N: 1C2410210077-21-R1.BCG	Test Dates: 10/25/2024 - 1/14/2025	EUT Type: Tablet Device		Page 140 of 279

V 10.6 10/27/2023

Unless otherwise specified, no part of this report may be reproduced or utilized in any part, form or by any means, electronic or mechanical, including photocopying and microfilm, without permission in writing from Element Materials Technology. If you have any questions about this or have an enquiry about obtaining additional rights to this report or assembly of contents thereof, please contact [ct.info@element.com](mailto:ct.info@element.com).





Plot 7-58. RSE above 1GHz CDD Primary (11ax – Ch.48 – RU26)

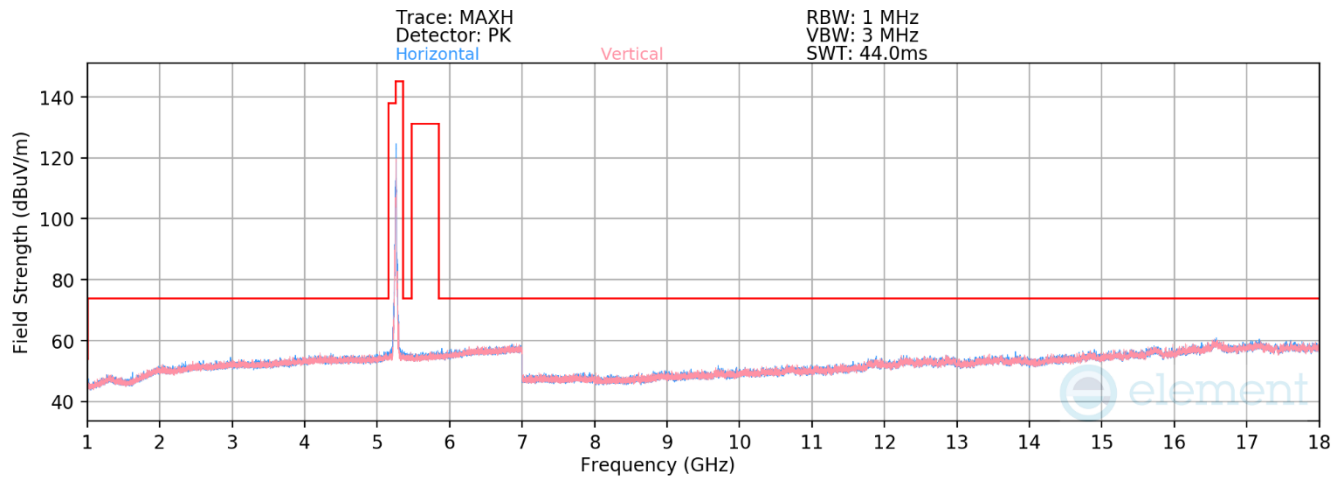
Mode: 802.11ax (20MHz BW)  
Data Rate: MCS11  
RU Index: 4  
Distance of Measurements: 3 Meters  
Operating Frequency: 5240MHz  
Channel: 48

	Frequency [MHz]	Detector	Ant. Pol. [H/V]	Antenna Height [cm]	Turntable Azimuth [degree]	Analyzer Level [dBm]	AFCL [dB/m]	Field Strength [dBuV/m]	Limit [dBuV/m]	Margin [dB]
	10480.00	Peak	H	-	-	-70.25	14.76	51.52	68.23	-16.71
*	15720.00	Average	H	-	-	-84.31	24.36	47.05	53.98	-6.93
*	15720.00	Peak	H	-	-	-72.57	24.36	58.79	73.98	-15.19

Table 7-175. Radiated Measurements CDD Primary (RU26)

FCC ID: BCGA3355 IC: 579C-A3355		MEASUREMENT REPORT (CERTIFICATION)	Approved by: Technical Manager
Test Report S/N: 1C2410210077-21-R1.BCG	Test Dates: 10/25/2024 - 1/14/2025	EUT Type: Tablet Device	Page 141 of 279

V 10.6 10/27/2023



Plot 7-59. RSE above 1GHz CDD Primary (11ax – Ch.52 – RU26)

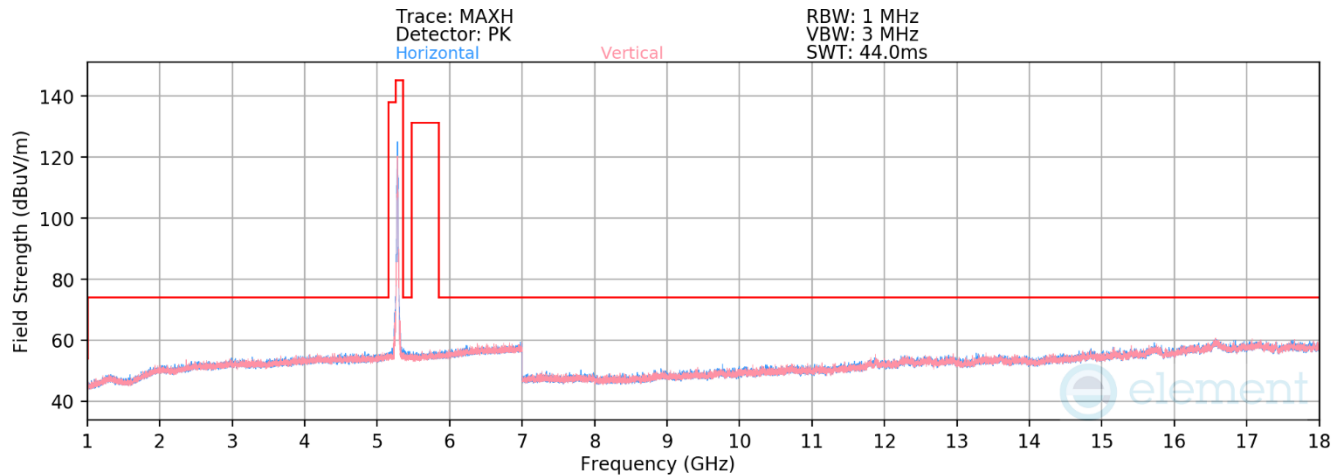
Mode: 802.11ax (20MHz BW)  
Data Rate: MCS11  
RU Index: 4  
Distance of Measurements: 3 Meters  
Operating Frequency: 5260MHz  
Channel: 52

	Frequency [MHz]	Detector	Ant. Pol. [H/V]	Antenna Height [cm]	Turntable Azimuth [degree]	Analyzer Level [dBm]	AFCL [dB/m]	Field Strength [dBuV/m]	Limit [dBuV/m]	Margin [dB]
	10520.00	Peak	V	-	-	-70.16	15.04	51.88	68.23	-16.35
*	15780.00	Average	H	-	-	-84.67	24.46	46.79	53.98	-7.19
*	15780.00	Peak	H	-	-	-72.61	24.46	58.85	73.98	-15.13

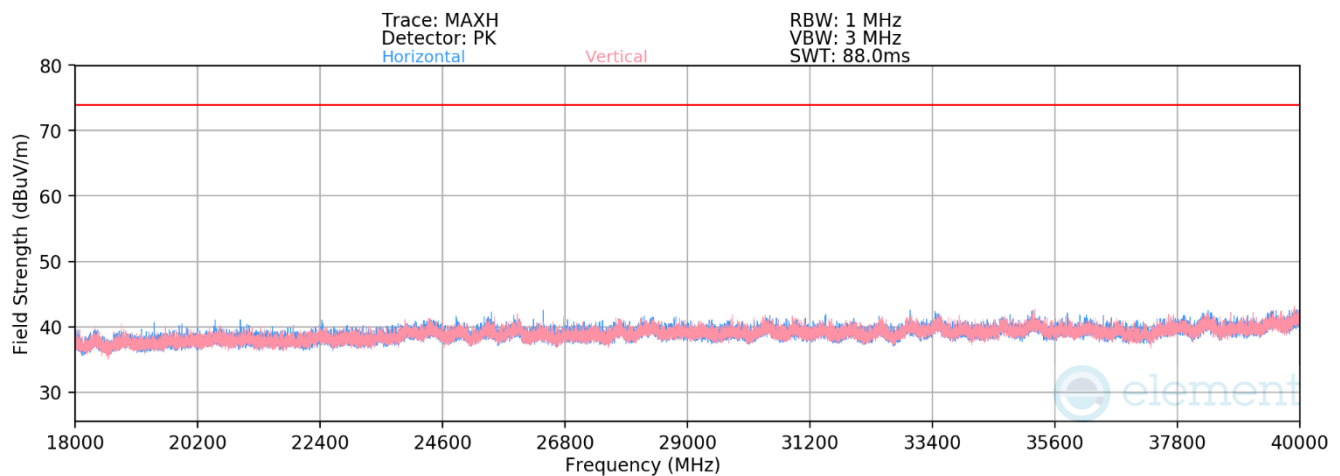
Table 7-176. Radiated Measurements CDD Primary (RU26)

FCC ID: BCGA3355 IC: 579C-A3355		MEASUREMENT REPORT (CERTIFICATION)	Approved by: Technical Manager
Test Report S/N: 1C2410210077-21-R1.BCG	Test Dates: 10/25/2024 - 1/14/2025	EUT Type: Tablet Device	Page 142 of 279

V 10.6 10/27/2023



Plot 7-60. RSE above 1GHz CDD Primary (11ax - Ch.56 - RU26)



Plot 7-61. RSE 18GHz - 40 GHz CDD Primary (11ax Ch.56 - RU26)

Mode: 802.11ax (20MHz BW)  
Data Rate: MCS11  
RU Index: 4  
Distance of Measurements: 3 Meters  
Operating Frequency: 5280MHz  
Channel: 56

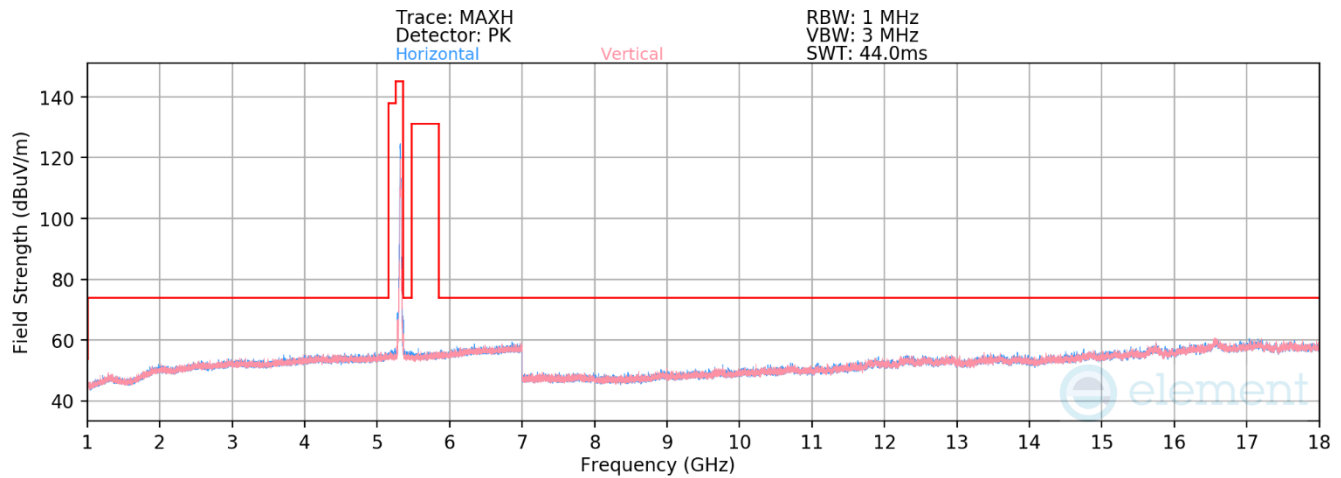
	Frequency [MHz]	Detector	Ant. Pol. [H/V]	Antenna Height [cm]	Turntable Azimuth [degree]	Analyzer Level [dBm]	AFCL [dB/m]	Field Strength [dBuV/m]	Limit [dBuV/m]	Margin [dB]
	10560.00	Peak	V	-	-	-69.76	14.82	52.06	68.23	-16.17
*	15840.00	Average	H	-	-	-84.56	24.28	46.71	53.98	-7.27
*	15840.00	Peak	H	-	-	-73.12	24.28	58.15	73.98	-15.83

Table 7-177. Radiated Measurements CDD Primary (RU26)

FCC ID: BCGA3355 IC: 579C-A3355		MEASUREMENT REPORT (CERTIFICATION)		Approved by: Technical Manager
Test Report S/N: 1C2410210077-21-R1.BCG	Test Dates: 10/25/2024 - 1/14/2025	EUT Type: Tablet Device		Page 143 of 279

V 10.6 10/27/2023

Unless otherwise specified, no part of this report may be reproduced or utilized in any part, form or by any means, electronic or mechanical, including photocopying and microfilm, without permission in writing from Element Materials Technology. If you have any questions about this or have an enquiry about obtaining additional rights to this report or assembly of contents thereof, please contact [ct.info@element.com](mailto:ct.info@element.com).



Plot 7-62. RSE above 1GHz CDD Primary (11ax – Ch.64 – RU26)

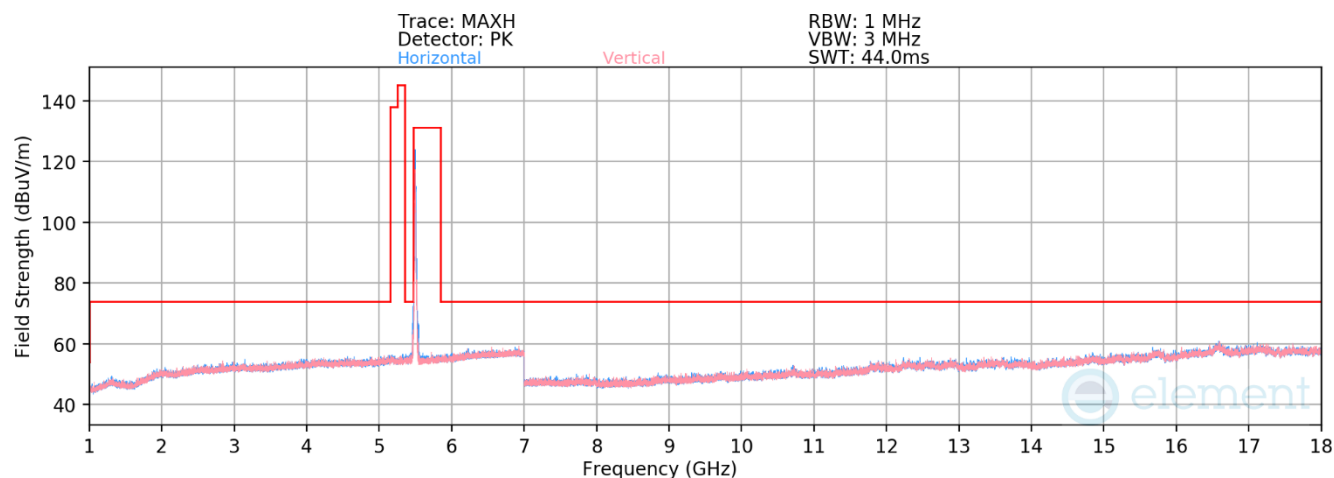
Mode: 802.11ax (20MHz BW)  
Data Rate: MCS11  
RU Index: 4  
Distance of Measurements: 3 Meters  
Operating Frequency: 5320MHz  
Channel: 64

	Frequency [MHz]	Detector	Ant. Pol. [H/V]	Antenna Height [cm]	Turntable Azimuth [degree]	Analyzer Level [dBm]	AFCL [dB/m]	Field Strength [dBuV/m]	Limit [dBuV/m]	Margin [dB]
*	10640.00	Average	V	-	-	-81.14	15.31	41.17	53.98	-12.81
*	10640.00	Peak	V	-	-	-69.45	15.82	53.37	73.98	-20.61
*	15960.00	Average	H	-	-	-83.82	23.73	46.91	53.98	-7.07
*	15960.00	Peak	H	-	-	-73.05	23.74	57.69	73.98	-16.29

Table 7-178. Radiated Measurements CDD Primary (RU26)

FCC ID: BCGA3355 IC: 579C-A3355		MEASUREMENT REPORT (CERTIFICATION)	Approved by: Technical Manager
Test Report S/N: 1C2410210077-21-R1.BCG	Test Dates: 10/25/2024 - 1/14/2025	EUT Type: Tablet Device	Page 144 of 279

V 10.6 10/27/2023



Plot 7-63. RSE above 1GHz CDD Primary (11ax – Ch.100 – RU26)

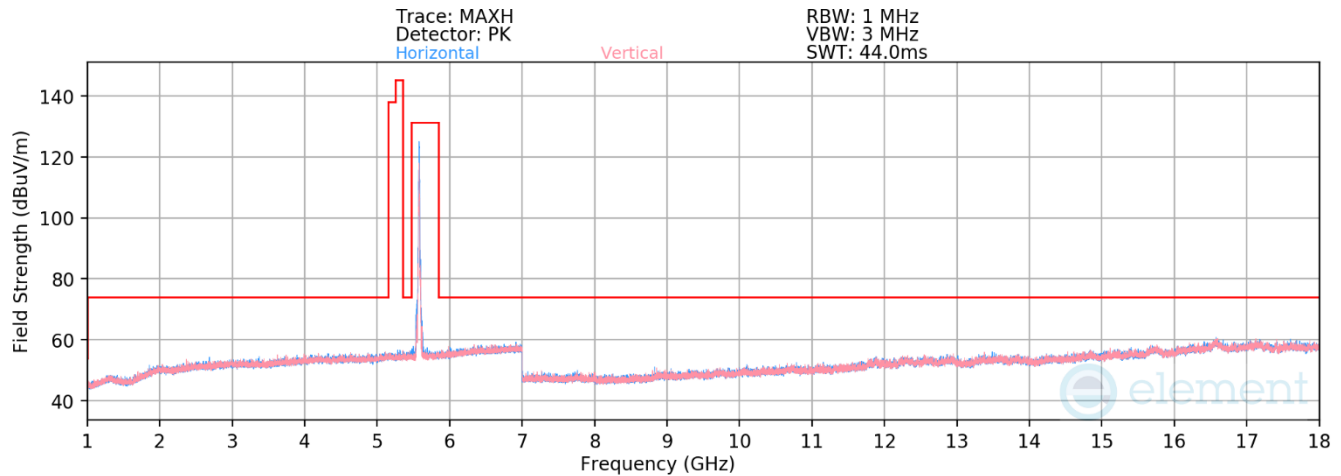
Mode: 802.11ax (20MHz BW)  
Data Rate: MCS11  
RU Index: 4  
Distance of Measurements: 3 Meters  
Operating Frequency: 5500MHz  
Channel: 100

	Frequency [MHz]	Detector	Ant. Pol. [H/V]	Antenna Height [cm]	Turntable Azimuth [degree]	Analyzer Level [dBm]	AFCL [dB/m]	Field Strength [dBuV/m]	Limit [dBuV/m]	Margin [dB]
*	11000.00	Average	H	-	-	-82.17	15.97	40.80	53.98	-13.18
*	11000.00	Peak	H	-	-	-70.21	15.69	52.48	73.98	-21.50
	16500.00	Peak	V	-	-	-71.73	23.34	58.60	68.23	-9.63

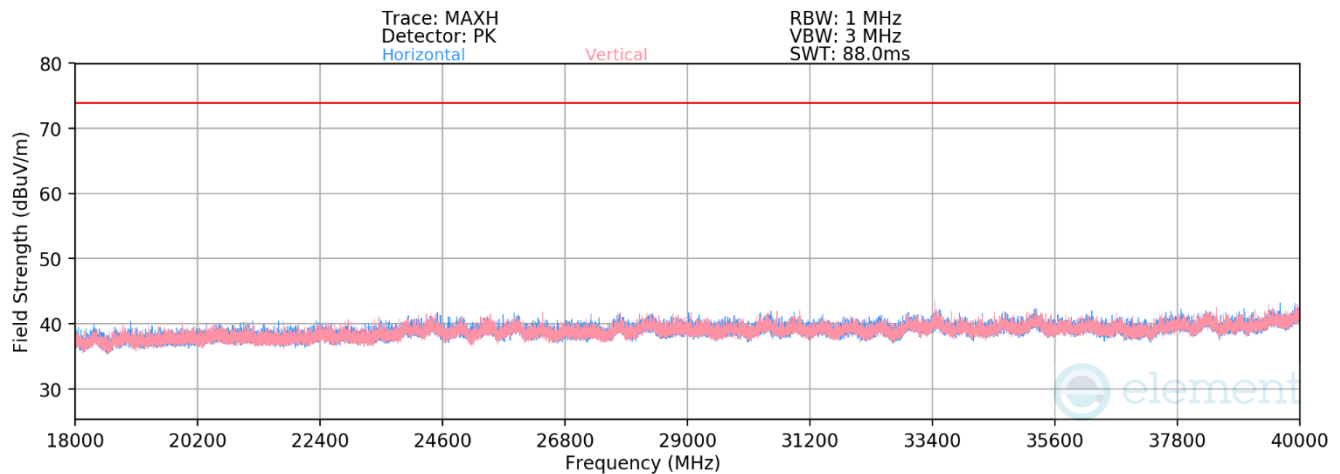
Table 7-179. Radiated Measurements CDD Primary (RU26)

FCC ID: BCGA3355 IC: 579C-A3355		MEASUREMENT REPORT (CERTIFICATION)	Approved by: Technical Manager
Test Report S/N: 1C2410210077-21-R1.BCG	Test Dates: 10/25/2024 - 1/14/2025	EUT Type: Tablet Device	Page 145 of 279

V 10.6 10/27/2023



Plot 7-64. RSE above 1GHz CDD Primary (11ax - Ch.116 - RU26)



Plot 7-65. RSE 18GHz - 40 GHz CDD Primary (11ax Ch.116 - RU26)

Mode: 802.11ax (20MHz BW)  
Data Rate: MCS11  
RU Index: 4  
Distance of Measurements: 3 Meters  
Operating Frequency: 5580MHz  
Channel: 116

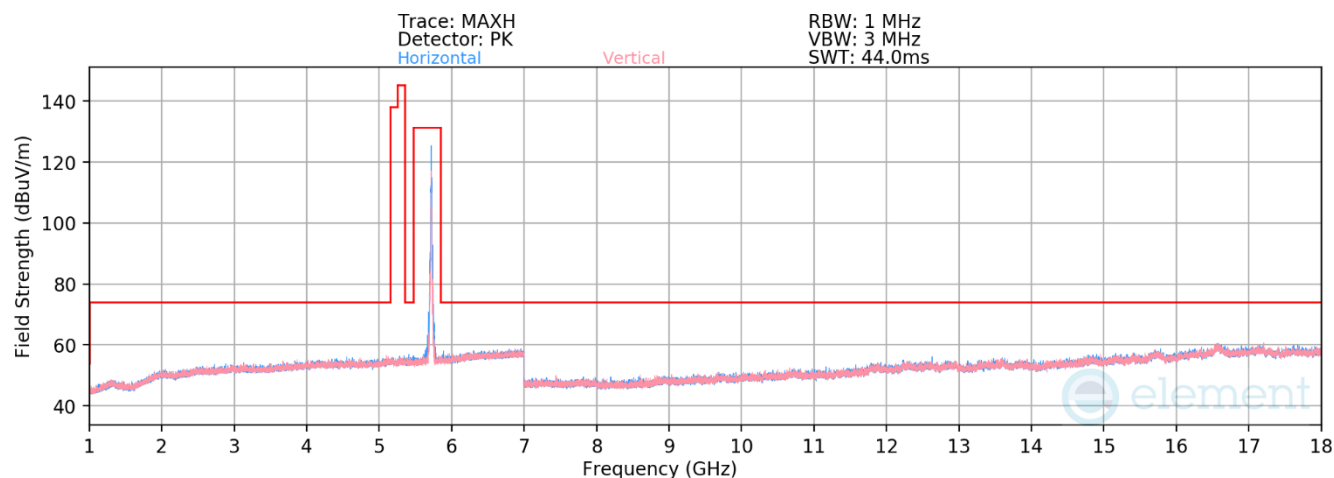
	Frequency [MHz]	Detector	Ant. Pol. [H/V]	Antenna Height [cm]	Turntable Azimuth [degree]	Analyzer Level [dBm]	AFCL [dB/m]	Field Strength [dBuV/m]	Limit [dBuV/m]	Margin [dB]
*	11160.00	Average	V	-	-	-82.31	16.72	41.40	53.98	-12.58
*	11160.00	Peak	V	-	-	-70.37	15.92	52.55	73.98	-21.43
	16740.00	Peak	V	-	-	-72.08	24.21	59.13	68.23	-9.10

Table 7-180. Radiated Measurements CDD Primary (RU26)

FCC ID: BCGA3355 IC: 579C-A3355		MEASUREMENT REPORT (CERTIFICATION)	Approved by: Technical Manager
Test Report S/N: 1C2410210077-21-R1.BCG	Test Dates: 10/25/2024 - 1/14/2025	EUT Type: Tablet Device	Page 146 of 279

V 10.6 10/27/2023

Unless otherwise specified, no part of this report may be reproduced or utilized in any part, form or by any means, electronic or mechanical, including photocopying and microfilm, without permission in writing from Element Materials Technology. If you have any questions about this or have an enquiry about obtaining additional rights to this report or assembly of contents thereof, please contact [ct.info@element.com](mailto:ct.info@element.com).



Plot 7-66. RSE above 1GHz CDD Primary (11ax – Ch.144 – RU26)

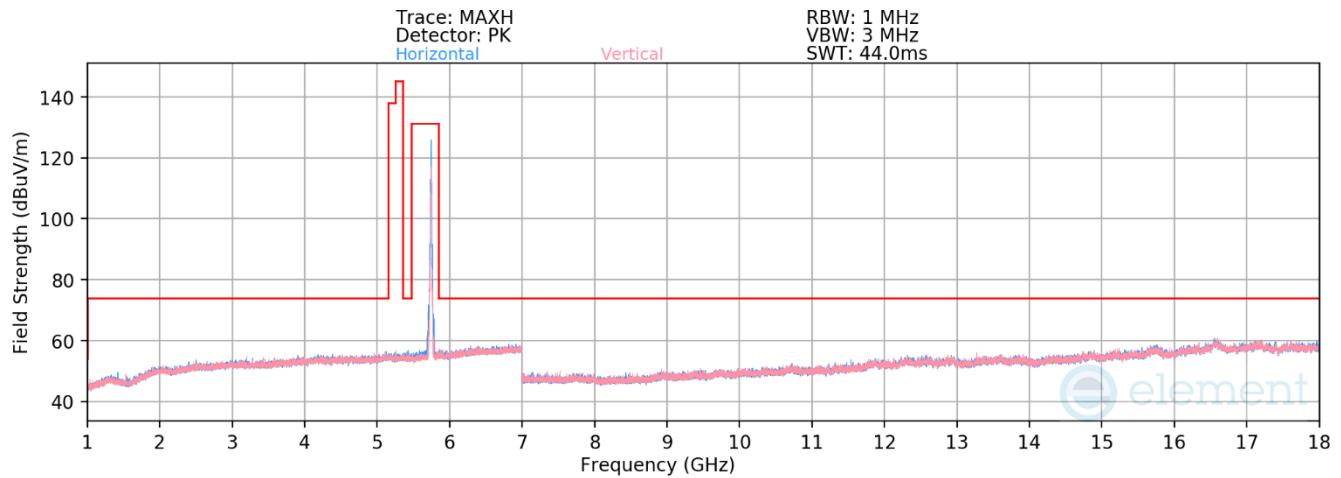
Mode: 802.11ax (20MHz BW)  
Data Rate: MCS11  
RU Index: 4  
Distance of Measurements: 3 Meters  
Operating Frequency: 5720MHz  
Channel: 144

	Frequency [MHz]	Detector	Ant. Pol. [H/V]	Antenna Height [cm]	Turntable Azimuth [degree]	Analyzer Level [dBm]	AFCL [dB/m]	Field Strength [dBuV/m]	Limit [dBuV/m]	Margin [dB]
*	11440.00	Average	H	-	-	-82.32	16.67	41.35	53.98	-12.63
*	11440.00	Peak	H	-	-	-70.71	16.44	52.73	73.98	-21.25
	17160.00	Peak	H	-	-	-72.14	24.68	59.53	68.23	-8.70

Table 7-181. Radiated Measurements CDD Primary (RU26)

FCC ID: BCGA3355 IC: 579C-A3355		MEASUREMENT REPORT (CERTIFICATION)	Approved by: Technical Manager
Test Report S/N: 1C2410210077-21-R1.BCG	Test Dates: 10/25/2024 - 1/14/2025	EUT Type: Tablet Device	Page 147 of 279

V 10.6 10/27/2023



Plot 7-67. RSE above 1GHz CDD Primary (11ax – Ch.149 – RU26)

Mode: 802.11ax (20MHz BW)  
Data Rate: MCS11  
RU Index: 4  
Distance of Measurements: 3 Meters  
Operating Frequency: 5745MHz  
Channel: 149

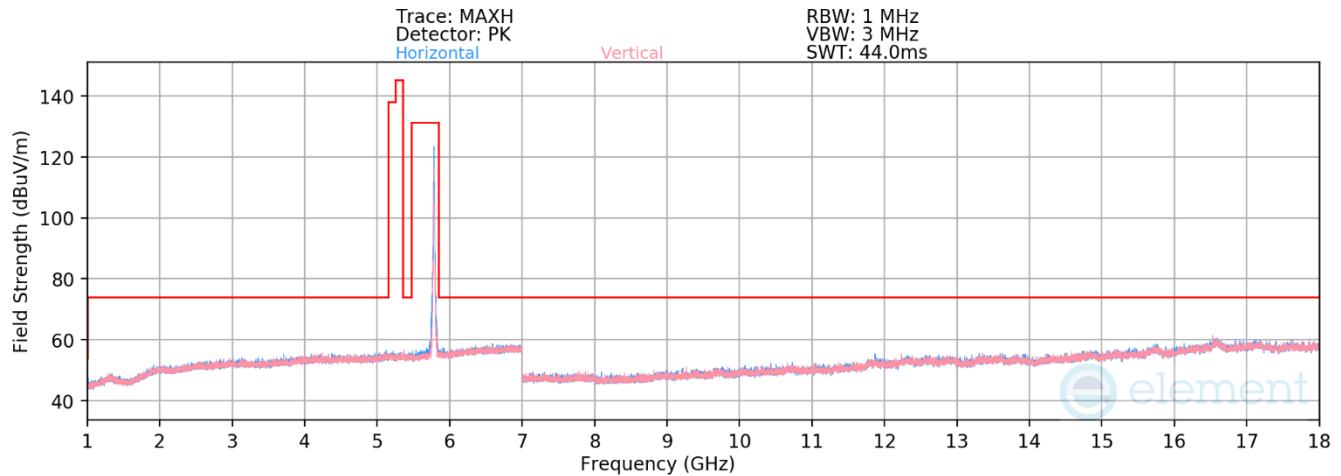
	Frequency [MHz]	Detector	Ant. Pol. [H/V]	Antenna Height [cm]	Turntable Azimuth [degree]	Analyzer Level [dBm]	AFCL [dB/m]	Field Strength [dBuV/m]	Limit [dBuV/m]	Margin [dB]
*	11490.00	Average	H	-	-	-81.72	16.31	41.59	53.98	-12.39
*	11490.00	Peak	H	-	-	-70.73	16.27	52.54	73.98	-21.44
	17235.00	Peak	H	-	-	-72.17	24.44	59.27	68.23	-8.96

Table 7-182. Radiated Measurements CDD Primary (RU26)

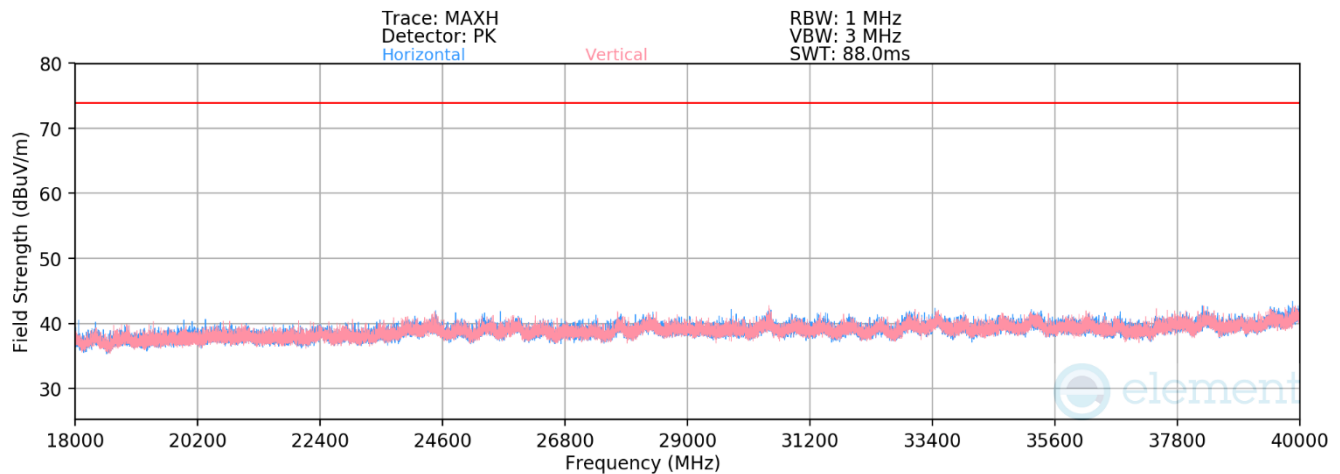
FCC ID: BCGA3355 IC: 579C-A3355		MEASUREMENT REPORT (CERTIFICATION)	Approved by: Technical Manager
Test Report S/N: 1C2410210077-21-R1.BCG	Test Dates: 10/25/2024 - 1/14/2025	EUT Type: Tablet Device	Page 148 of 279

V 10.6 10/27/2023





Plot 7-68. RSE above 1GHz CDD Primary (11ax – Ch.157 – RU26)



Plot 7-69. RSE 18GHz – 40 GHz CDD Primary (11ax Ch.157 — RU26)

Mode: 802.11ax (20MHz BW)

Data Rate: MCS11

RU Index: 4

Distance of Measurements: 3 Meters

Operating Frequency: 5785MHz

Channel: 157

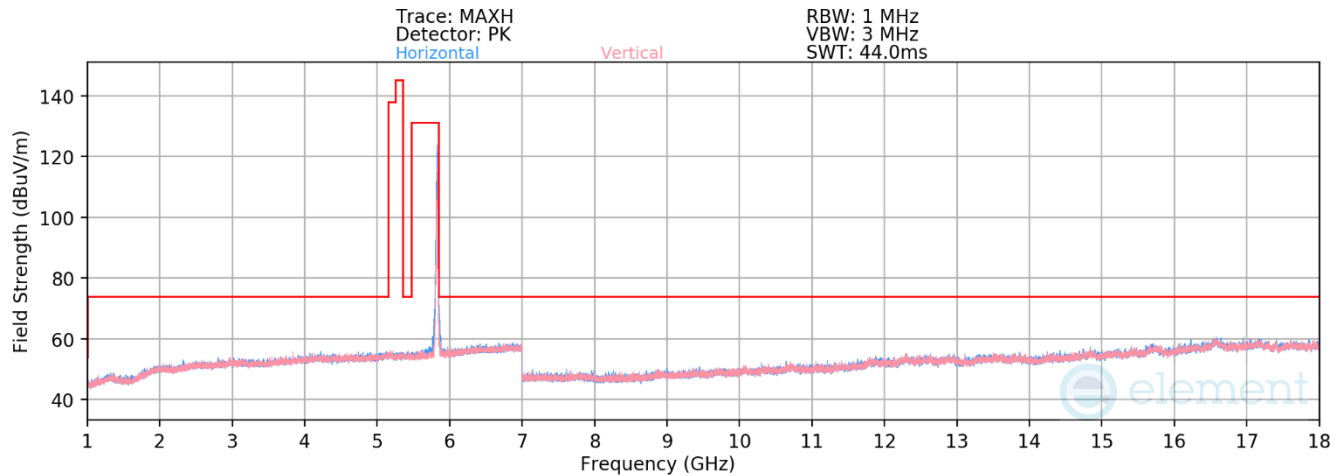
	Frequency [MHz]	Detector	Ant. Pol. [H/V]	Antenna Height [cm]	Turntable Azimuth [degree]	Analyzer Level [dBm]	AFCL [dB/m]	Field Strength [dBuV/m]	Limit [dBuV/m]	Margin [dB]
*	11570.00	Average	H	-	-	-81.91	16.95	42.04	53.98	-11.94
*	11570.00	Peak	H	-	-	-70.66	17.32	53.66	73.98	-20.32
	17355.00	Peak	H	-	-	-72.74	24.38	58.65	68.23	-9.58

Table 7-183. Radiated Measurements CDD Primary (RU26)

FCC ID: BCGA3355 IC: 579C-A3355		MEASUREMENT REPORT (CERTIFICATION)	Approved by: Technical Manager
Test Report S/N: 1C2410210077-21-R1.BCG	Test Dates: 10/25/2024 - 1/14/2025	EUT Type: Tablet Device	Page 149 of 279

V 10.6 10/27/2023

Unless otherwise specified, no part of this report may be reproduced or utilized in any part, form or by any means, electronic or mechanical, including photocopying and microfilm, without permission in writing from Element Materials Technology. If you have any questions about this or have an enquiry about obtaining additional rights to this report or assembly of contents thereof, please contact [ct.info@element.com](mailto:ct.info@element.com).



**Plot 7-70. RSE above 1GHz CDD Primary (11ax – Ch.165 – RU26)**

Mode: 802.11ax (20MHz BW)  
Data Rate: MCS11  
RU Index: 4  
Distance of Measurements: 3 Meters  
Operating Frequency: 5825MHz  
Channel: 165

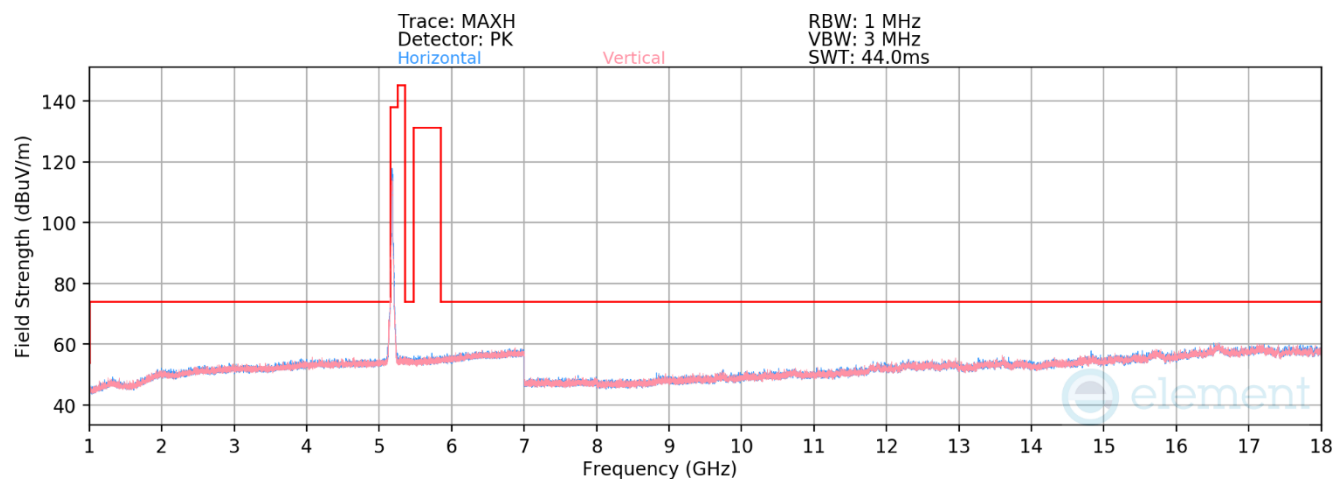
	Frequency [MHz]	Detector	Ant. Pol. [H/V]	Antenna Height [cm]	Turntable Azimuth [degree]	Analyzer Level [dBm]	AFCL [dB/m]	Field Strength [dBuV/m]	Limit [dBuV/m]	Margin [dB]
*	11650.00	Average	V	-	-	-82.50	17.54	42.03	53.98	-11.95
*	11650.00	Peak	V	-	-	-71.49	17.87	53.39	73.98	-20.59
	17475.00	Peak	H	-	-	-72.43	24.56	59.13	68.23	-9.10

**Table 7-184. Radiated Measurements CDD Primary (RU26)**

FCC ID: BCGA3355 IC: 579C-A3355		MEASUREMENT REPORT (CERTIFICATION)	Approved by: Technical Manager
Test Report S/N: 1C2410210077-21-R1.BCG	Test Dates: 10/25/2024 - 1/14/2025	EUT Type: Tablet Device	Page 150 of 279

V 10.6 10/27/2023

## RU242



Plot 7-71. RSE above 1GHz CDD Primary (11ax – Ch.36 – RU242)

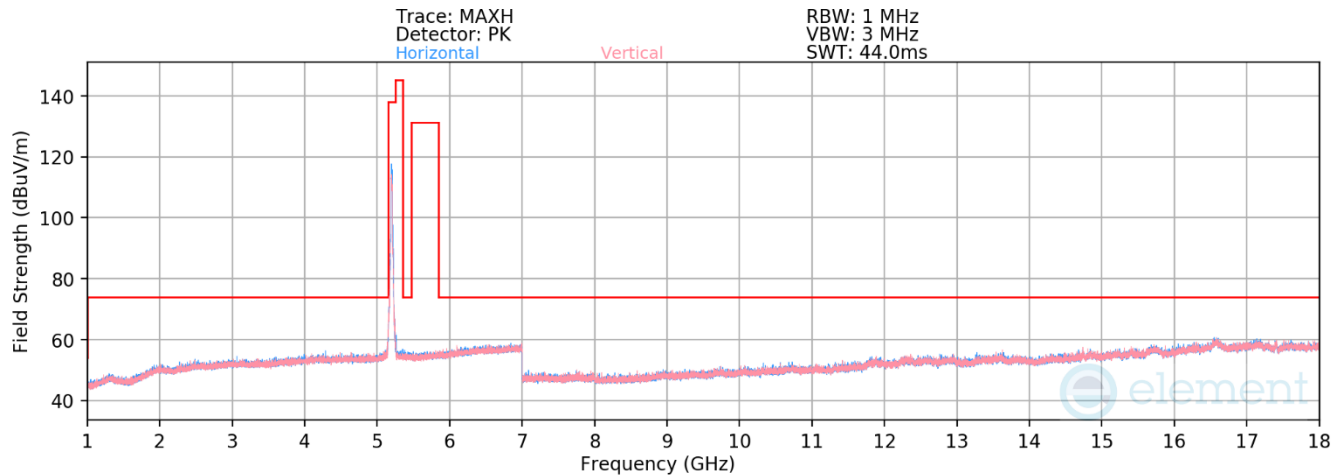
Mode:	11ax (20MHz BW)
Data Rate:	MCS11
RU Index:	61
Distance of Measurements:	3 Meters
Operating Frequency:	5180MHz
Channel:	36

	Frequency [MHz]	Detector	Ant. Pol. [H/V]	Antenna Height [cm]	Turntable Azimuth [degree]	Analyzer Level [dBm]	AFCL [dB/m]	Field Strength [dBuV/m]	Limit [dBuV/m]	Margin [dB]
	10360.00	Peak	V	-	-	-69.06	14.91	52.85	68.23	-15.38
*	15540.00	Average	V	-	-	-84.06	22.85	45.80	53.98	-8.18
*	15540.00	Peak	V	-	-	-72.64	22.76	57.12	73.98	-16.86

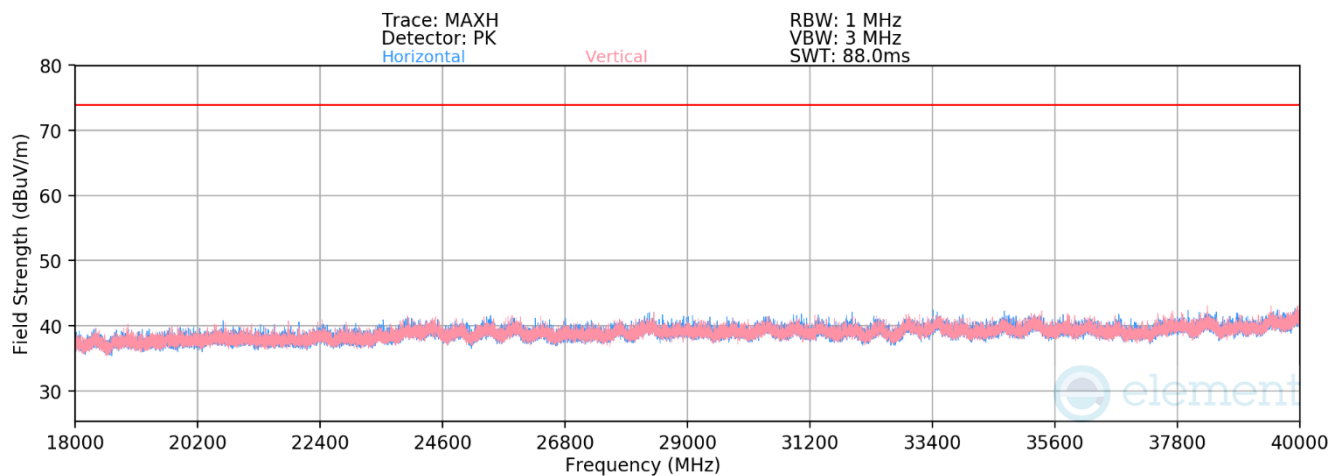
Table 7-185. Radiated Measurements CDD Primary (RU242)

FCC ID: BCGA3355 IC: 579C-A3355		MEASUREMENT REPORT (CERTIFICATION)	Approved by: Technical Manager
Test Report S/N: 1C2410210077-21-R1.BCG	Test Dates: 10/25/2024 - 1/14/2025	EUT Type: Tablet Device	Page 151 of 279

V 10.6 10/27/2023



**Plot 7-72. RSE above 1GHz CDD Primary (11ax - Ch.40 - RU242)**



**Plot 7-73. RSE 18GHz - 40 GHz CDD Primary (11ax Ch.40 - RU242)**

Mode: 802.11ax (20MHz BW)  
Data Rate: MCS11  
RU Index: 61  
Distance of Measurements: 3 Meters  
Operating Frequency: 5200MHz  
Channel: 40

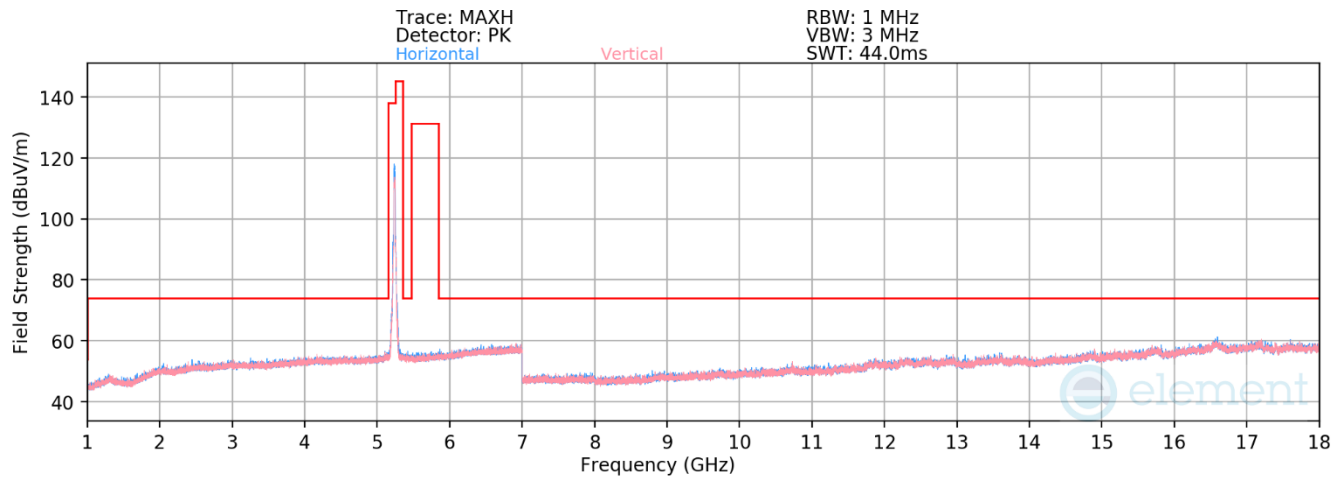
	Frequency [MHz]	Detector	Ant. Pol. [H/V]	Antenna Height [cm]	Turntable Azimuth [degree]	Analyzer Level [dBm]	AFCL [dB/m]	Field Strength [dBuV/m]	Limit [dBuV/m]	Margin [dB]
	10400.00	Peak	V	-	-	-70.68	15.08	51.40	68.23	-16.83
*	15600.00	Average	V	-	-	-84.54	23.71	46.17	53.98	-7.81
*	15600.00	Peak	V	-	-	-72.07	22.68	57.61	73.98	-16.37

**Table 7-186. Radiated Measurements CDD Primary (RU242)**

FCC ID: BCGA3355 IC: 579C-A3355		MEASUREMENT REPORT (CERTIFICATION)		Approved by: Technical Manager
Test Report S/N: 1C2410210077-21-R1.BCG	Test Dates: 10/25/2024 - 1/14/2025	EUT Type: Tablet Device		Page 152 of 279

V 10.6 10/27/2023

Unless otherwise specified, no part of this report may be reproduced or utilized in any part, form or by any means, electronic or mechanical, including photocopying and microfilm, without permission in writing from Element Materials Technology. If you have any questions about this or have an enquiry about obtaining additional rights to this report or assembly of contents thereof, please contact [ct.info@element.com](mailto:ct.info@element.com).



Plot 7-74. RSE above 1GHz CDD Primary (11ax – Ch.48 – RU242)

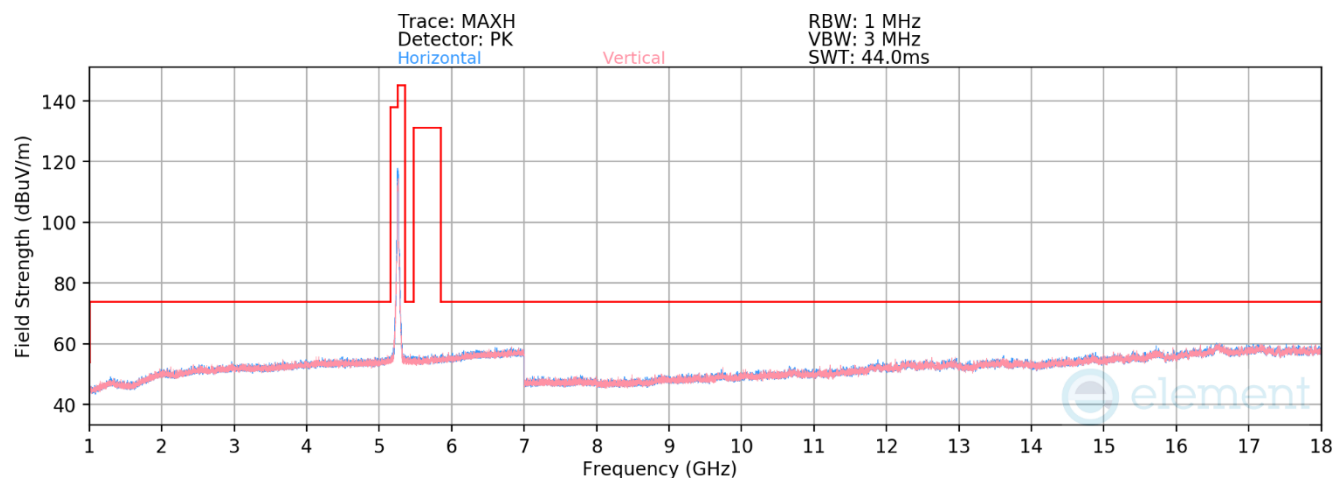
Mode: 802.11ax (20MHz BW)  
Data Rate: MCS11  
RU Index: 61  
Distance of Measurements: 3 Meters  
Operating Frequency: 5240MHz  
Channel: 48

	Frequency [MHz]	Detector	Ant. Pol. [H/V]	Antenna Height [cm]	Turntable Azimuth [degree]	Analyzer Level [dBm]	AFCL [dB/m]	Field Strength [dBuV/m]	Limit [dBuV/m]	Margin [dB]
	10480.00	Peak	H	-	-	-70.63	14.86	51.23	68.23	-17.00
*	15720.00	Average	V	-	-	-84.47	24.42	46.95	53.98	-7.03
*	15720.00	Peak	V	-	-	-72.72	24.36	58.64	73.98	-15.34

Table 7-187. Radiated Measurements CDD Primary (RU242)

FCC ID: BCGA3355 IC: 579C-A3355		MEASUREMENT REPORT (CERTIFICATION)	Approved by: Technical Manager
Test Report S/N: 1C2410210077-21-R1.BCG	Test Dates: 10/25/2024 - 1/14/2025	EUT Type: Tablet Device	Page 153 of 279

V 10.6 10/27/2023



Plot 7-75. RSE above 1GHz CDD Primary (11ax – Ch.52 – RU242)

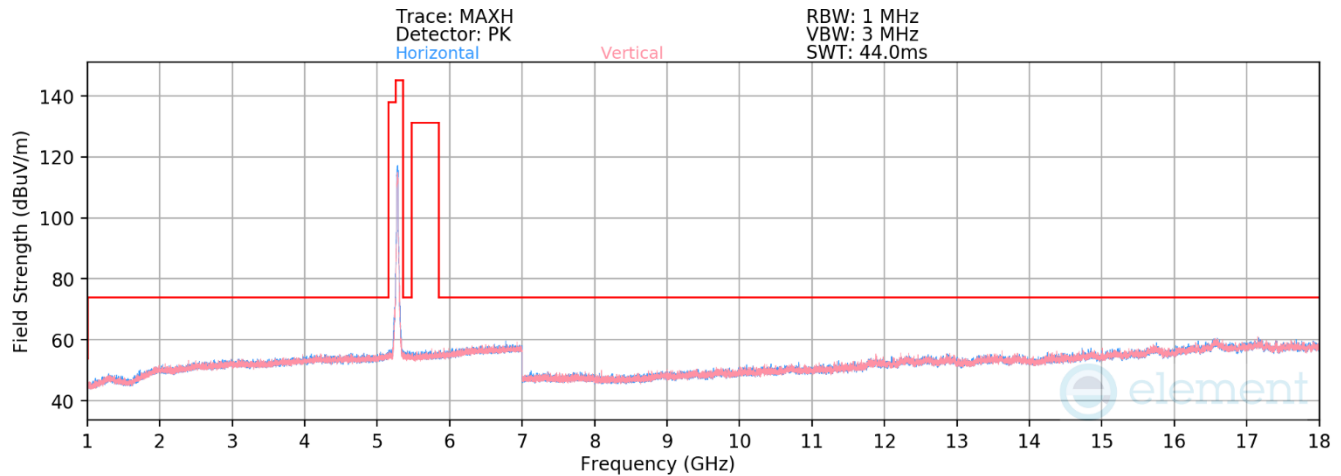
Mode: 802.11ax (20MHz BW)  
Data Rate: MCS11  
RU Index: 61  
Distance of Measurements: 3 Meters  
Operating Frequency: 5260MHz  
Channel: 52

	Frequency [MHz]	Detector	Ant. Pol. [H/V]	Antenna Height [cm]	Turntable Azimuth [degree]	Analyzer Level [dBm]	AFCL [dB/m]	Field Strength [dBuV/m]	Limit [dBuV/m]	Margin [dB]
	10520.00	Peak	V	-	-	-70.39	15.04	51.65	68.23	-16.58
*	15780.00	Average	H	-	-	-84.80	24.99	47.18	53.98	-6.80
*	15780.00	Peak	H	-	-	-72.62	24.08	58.47	73.98	-15.51

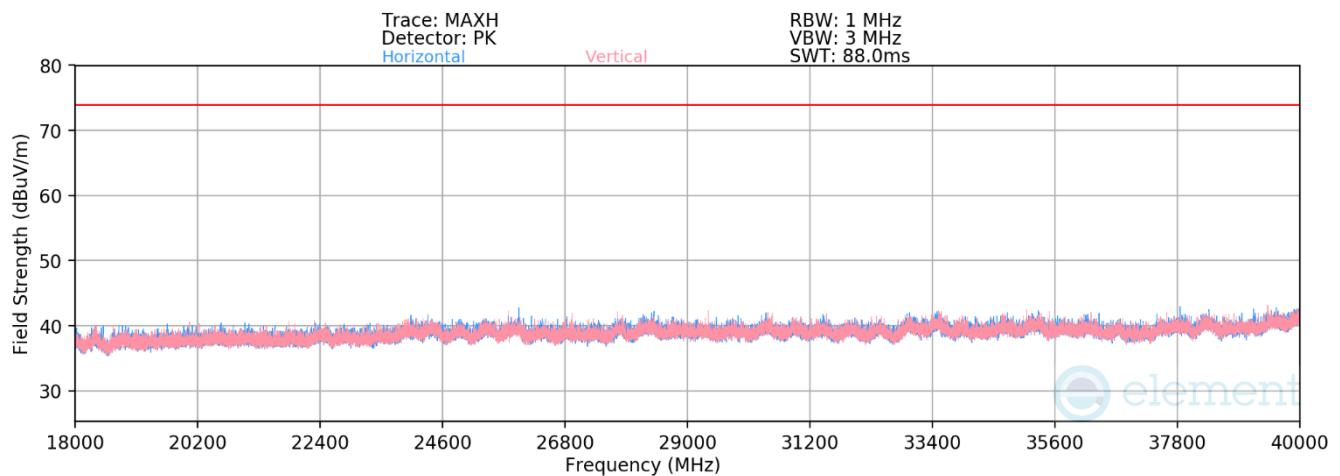
Table 7-188. Radiated Measurements CDD Primary (RU242)

FCC ID: BCGA3355 IC: 579C-A3355		MEASUREMENT REPORT (CERTIFICATION)	Approved by: Technical Manager
Test Report S/N: 1C2410210077-21-R1.BCG	Test Dates: 10/25/2024 - 1/14/2025	EUT Type: Tablet Device	Page 154 of 279

V 10.6 10/27/2023



**Plot 7-76. RSE above 1GHz CDD Primary (11ax - Ch.56 - RU242)**



**Plot 7-77. RSE 18GHz - 40 GHz CDD Primary (11ax Ch.56 - RU242)**

Mode: 802.11ax (20MHz BW)  
Data Rate: MCS11  
RU Index: 61  
Distance of Measurements: 3 Meters  
Operating Frequency: 5280MHz  
Channel: 56

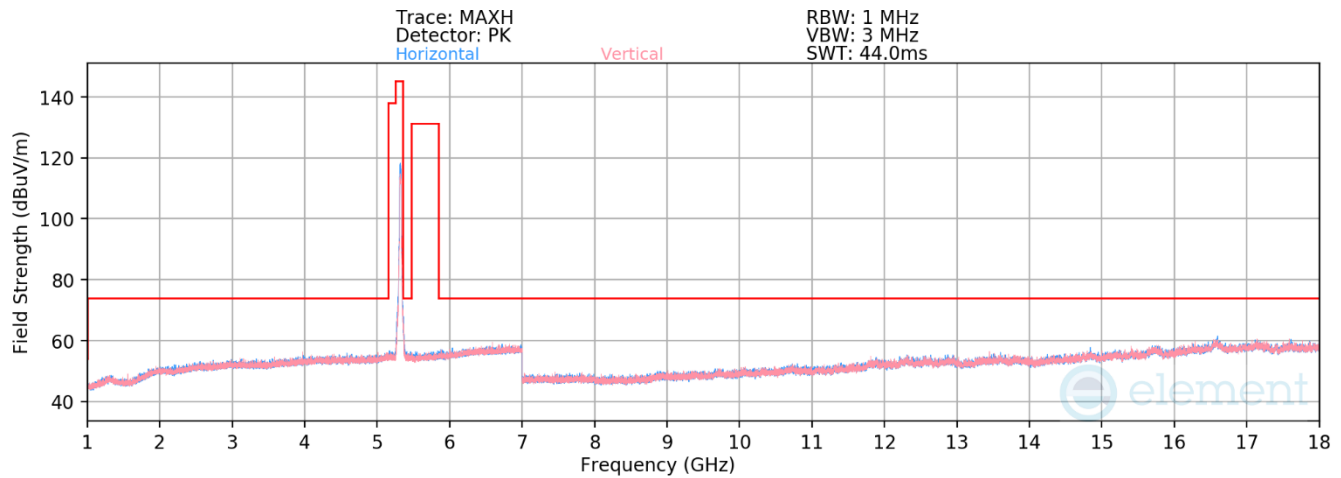
	Frequency [MHz]	Detector	Ant. Pol. [H/V]	Antenna Height [cm]	Turntable Azimuth [degree]	Analyzer Level [dBm]	AFCL [dB/m]	Field Strength [dBuV/m]	Limit [dBuV/m]	Margin [dB]
	10560.00	Peak	V	-	-	-69.83	15.24	52.41	68.23	-15.82
*	15840.00	Average	H	-	-	-84.76	24.28	46.52	53.98	-7.46
*	15840.00	Peak	H	-	-	-72.92	23.86	57.94	73.98	-16.04

**Table 7-189. Radiated Measurements CDD Primary (RU242)**

FCC ID: BCGA3355 IC: 579C-A3355		MEASUREMENT REPORT (CERTIFICATION)		Approved by: Technical Manager
Test Report S/N: 1C2410210077-21-R1.BCG	Test Dates: 10/25/2024 - 1/14/2025	EUT Type: Tablet Device		Page 155 of 279

V 10.6 10/27/2023

Unless otherwise specified, no part of this report may be reproduced or utilized in any part, form or by any means, electronic or mechanical, including photocopying and microfilm, without permission in writing from Element Materials Technology. If you have any questions about this or have an enquiry about obtaining additional rights to this report or assembly of contents thereof, please contact [ct.info@element.com](mailto:ct.info@element.com).



Plot 7-78. RSE above 1GHz CDD Primary (11ax – Ch.64 – RU242)

Mode: 802.11ax (20MHz BW)  
Data Rate: MCS11  
RU Index: 61  
Distance of Measurements: 3 Meters  
Operating Frequency: 5320MHz  
Channel: 64

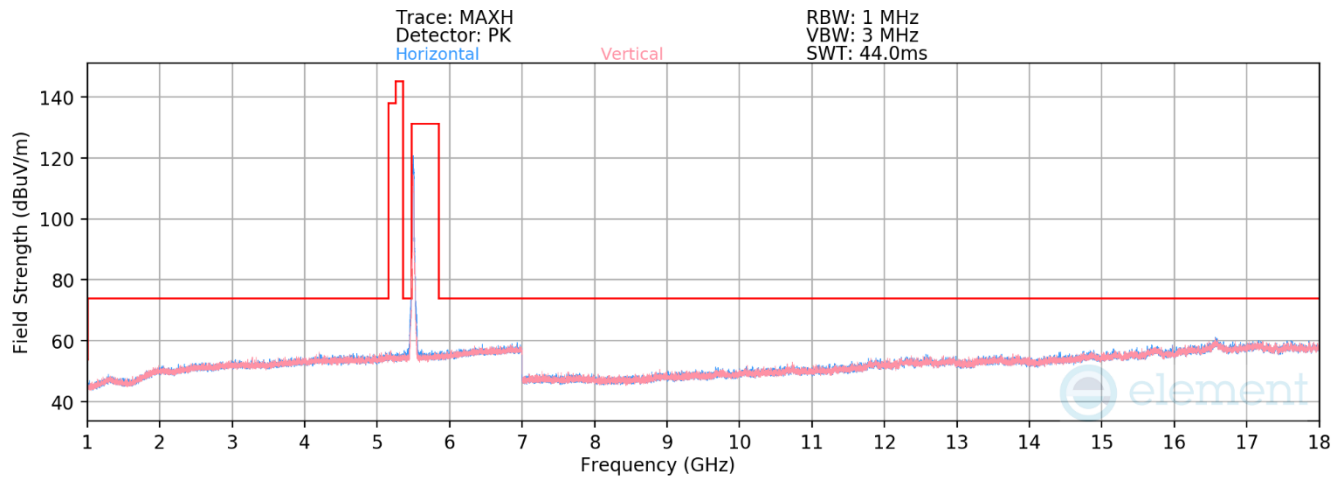
	Frequency [MHz]	Detector	Ant. Pol. [H/V]	Antenna Height [cm]	Turntable Azimuth [degree]	Analyzer Level [dBm]	AFCL [dB/m]	Field Strength [dBuV/m]	Limit [dBuV/m]	Margin [dB]
*	10640.00	Average	H	-	-	-81.48	15.82	41.34	53.98	-12.64
*	10640.00	Peak	H	-	-	-70.76	15.82	52.06	73.98	-21.92
*	15960.00	Average	H	-	-	-84.16	23.73	46.58	53.98	-7.40
*	15960.00	Peak	H	-	-	-72.97	23.73	57.77	73.98	-16.21

Table 7-190. Radiated Measurements CDD Primary (RU242)

FCC ID: BCGA3355 IC: 579C-A3355		MEASUREMENT REPORT (CERTIFICATION)	Approved by: Technical Manager
Test Report S/N: 1C2410210077-21-R1.BCG	Test Dates: 10/25/2024 - 1/14/2025	EUT Type: Tablet Device	Page 156 of 279

V 10.6 10/27/2023





**Plot 7-79. RSE above 1GHz CDD Primary (11ax – Ch.100 – RU242)**

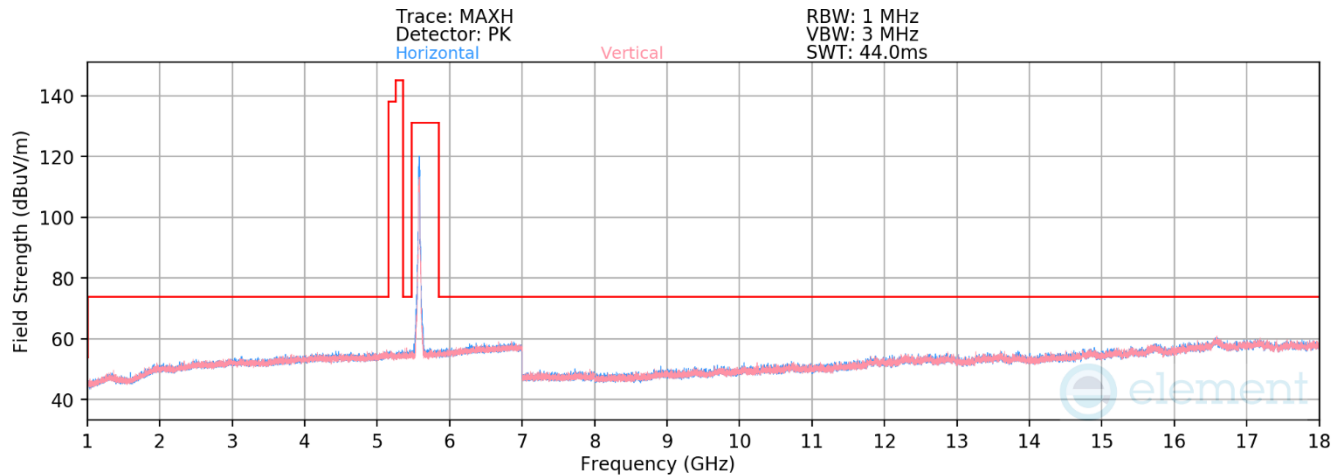
Mode: 802.11ax (20MHz BW)  
Data Rate: MCS11  
RU Index: 61  
Distance of Measurements: 3 Meters  
Operating Frequency: 5500MHz  
Channel: 100

	Frequency [MHz]	Detector	Ant. Pol. [H/V]	Antenna Height [cm]	Turntable Azimuth [degree]	Analyzer Level [dBm]	AFCL [dB/m]	Field Strength [dBuV/m]	Limit [dBuV/m]	Margin [dB]
*	11000.00	Average	V	-	-	-81.78	15.69	40.91	53.98	-13.07
*	11000.00	Peak	V	-	-	-70.62	15.97	52.34	73.98	-21.64
	16500.00	Peak	H	-	-	-72.00	24.00	59.00	68.23	-9.23

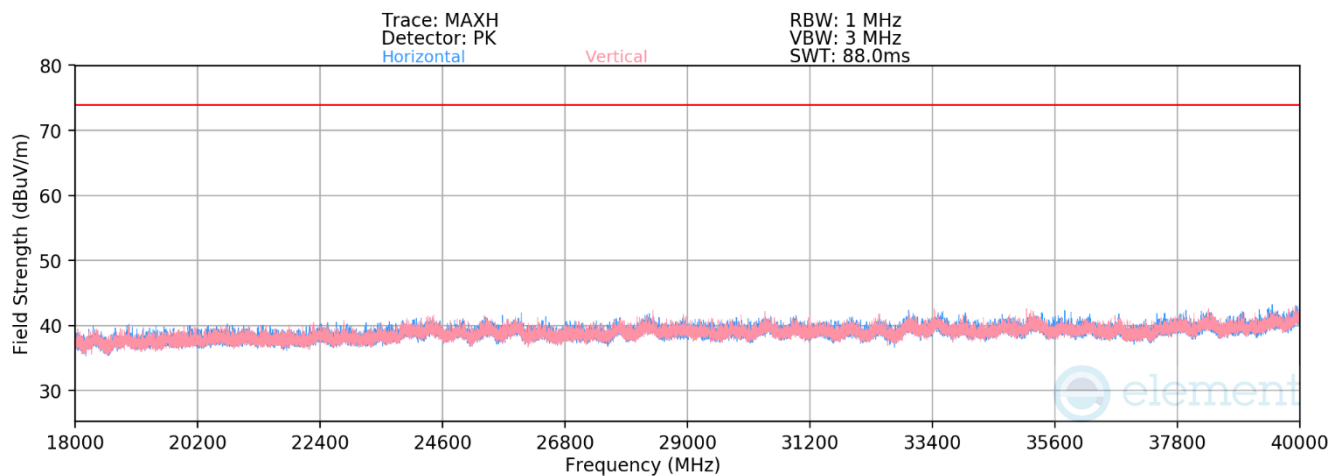
**Table 7-191. Radiated Measurements CDD Primary (RU242)**

FCC ID: BCGA3355 IC: 579C-A3355		MEASUREMENT REPORT (CERTIFICATION)	Approved by: Technical Manager
Test Report S/N: 1C2410210077-21-R1.BCG	Test Dates: 10/25/2024 - 1/14/2025	EUT Type: Tablet Device	Page 157 of 279

V 10.6 10/27/2023



Plot 7-80. RSE above 1GHz CDD Primary (11ax – Ch.116 – RU242)



Plot 7-81. RSE 18GHz – 40 GHz CDD Primary (11ax Ch.116 — RU242)

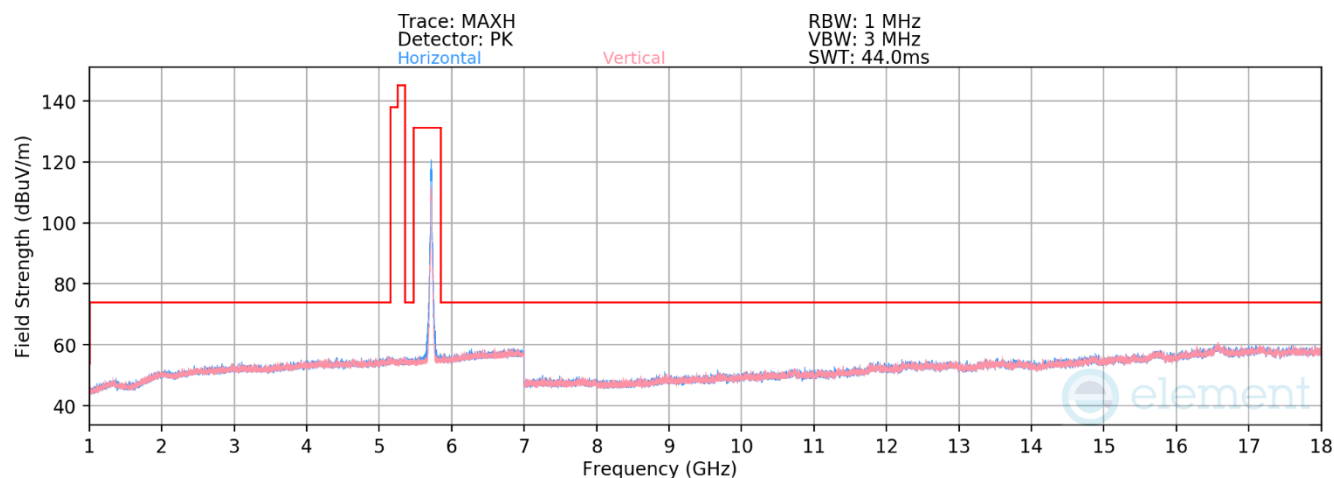
Mode: 802.11ax (20MHz BW)  
Data Rate: MCS11  
RU Index: 61  
Distance of Measurements: 3 Meters  
Operating Frequency: 5580MHz  
Channel: 116

	Frequency [MHz]	Detector	Ant. Pol. [H/V]	Antenna Height [cm]	Turntable Azimuth [degree]	Analyzer Level [dBm]	AFCL [dB/m]	Field Strength [dBuV/m]	Limit [dBuV/m]	Margin [dB]
*	11160.00	Average	H	-	-	-81.58	15.92	41.34	53.98	-12.64
*	11160.00	Peak	H	-	-	-70.82	16.72	52.90	73.98	-21.08
	16740.00	Peak	V	-	-	-71.96	23.93	58.97	68.23	-9.26

Table 7-192. Radiated Measurements CDD Primary (RU242)

FCC ID: BCGA3355 IC: 579C-A3355		MEASUREMENT REPORT (CERTIFICATION)	Approved by: Technical Manager
Test Report S/N: 1C2410210077-21-R1.BCG	Test Dates: 10/25/2024 - 1/14/2025	EUT Type: Tablet Device	Page 158 of 279

V 10.6 10/27/2023



Plot 7-82. RSE above 1GHz CDD Primary (11ax - Ch.144 - RU242)

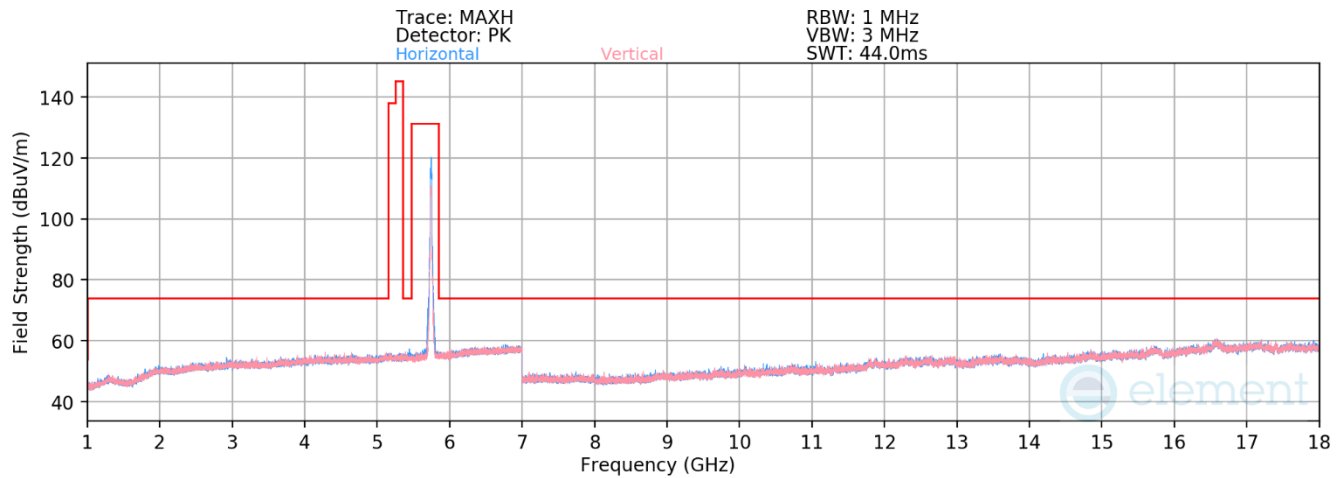
Mode: 802.11ax (20MHz BW)  
Data Rate: MCS11  
RU Index: 61  
Distance of Measurements: 3 Meters  
Operating Frequency: 5720MHz  
Channel: 144

	Frequency [MHz]	Detector	Ant. Pol. [H/V]	Antenna Height [cm]	Turntable Azimuth [degree]	Analyzer Level [dBm]	AFCL [dB/m]	Field Strength [dBuV/m]	Limit [dBuV/m]	Margin [dB]
*	11440.00	Average	H	-	-	-82.02	16.30	41.28	53.98	-12.70
*	11440.00	Peak	H	-	-	-70.74	16.67	52.93	73.98	-21.05
	17160.00	Peak	V	-	-	-72.77	24.68	58.91	68.23	-9.32

Table 7-193. Radiated Measurements CDD Primary (RU242)

FCC ID: BCGA3355 IC: 579C-A3355		MEASUREMENT REPORT (CERTIFICATION)	Approved by: Technical Manager
Test Report S/N: 1C2410210077-21-R1.BCG	Test Dates: 10/25/2024 - 1/14/2025	EUT Type: Tablet Device	Page 159 of 279

V 10.6 10/27/2023



Plot 7-83. RSE above 1GHz CDD Primary (11ax – Ch.149 – RU242)

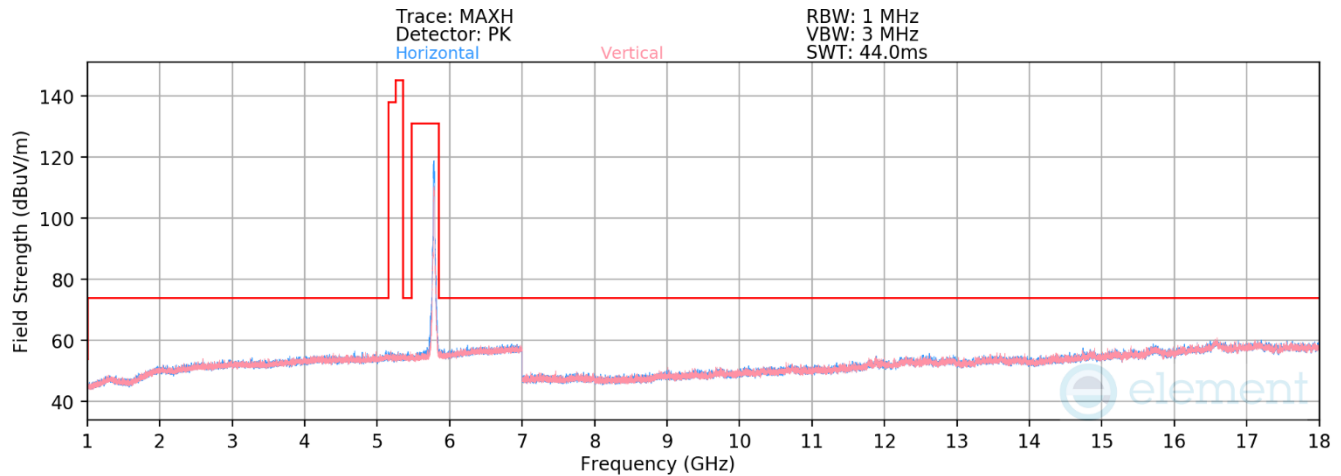
Mode: 802.11ax (20MHz BW)  
Data Rate: MCS11  
RU Index: 61  
Distance of Measurements: 3 Meters  
Operating Frequency: 5745MHz  
Channel: 149

	Frequency [MHz]	Detector	Ant. Pol. [H/V]	Antenna Height [cm]	Turntable Azimuth [degree]	Analyzer Level [dBm]	AFCL [dB/m]	Field Strength [dBuV/m]	Limit [dBuV/m]	Margin [dB]
*	11490.00	Average	V	-	-	-81.96	16.84	41.87	53.98	-12.11
*	11490.00	Peak	V	-	-	-70.77	16.84	53.07	73.98	-20.91
	17235.00	Peak	H	-	-	-72.04	23.64	58.59	68.23	-9.64

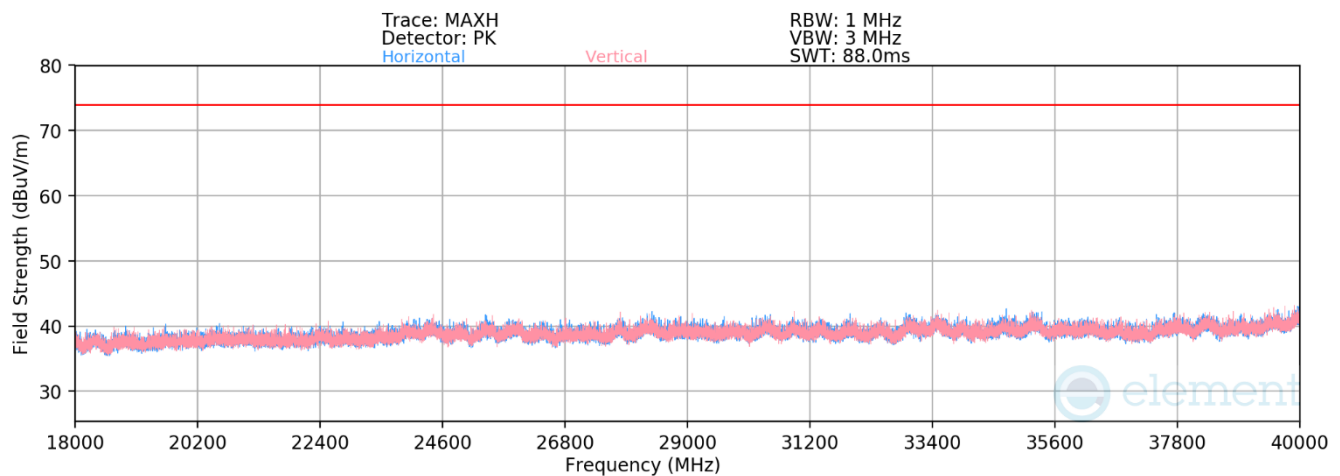
Table 7-194. Radiated Measurements CDD Primary (RU242)

FCC ID: BCGA3355 IC: 579C-A3355		MEASUREMENT REPORT (CERTIFICATION)	Approved by: Technical Manager
Test Report S/N: 1C2410210077-21-R1.BCG	Test Dates: 10/25/2024 - 1/14/2025	EUT Type: Tablet Device	Page 160 of 279

V 10.6 10/27/2023



Plot 7-84. RSE above 1GHz CDD Primary (11ax - Ch.157 - RU242)



Plot 7-85. RSE 18GHz - 40 GHz CDD Primary (11ax Ch.157 - RU242)

Mode: 802.11ax (20MHz BW)  
Data Rate: MCS11  
RU Index: 61  
Distance of Measurements: 3 Meters  
Operating Frequency: 5785MHz  
Channel: 157

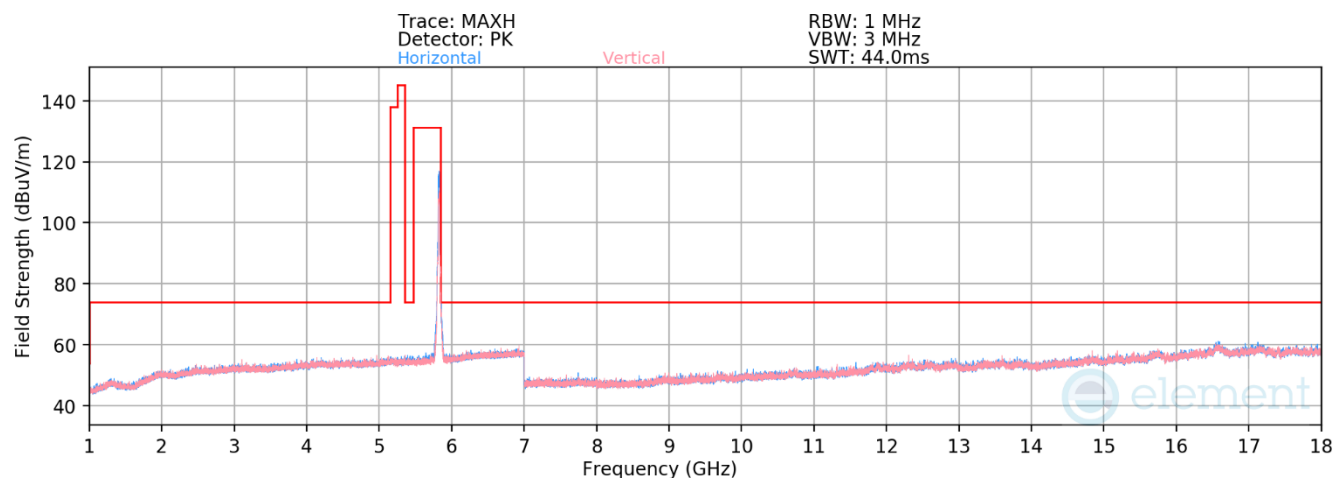
	Frequency [MHz]	Detector	Ant. Pol. [H/V]	Antenna Height [cm]	Turntable Azimuth [degree]	Analyzer Level [dBm]	AFCL [dB/m]	Field Strength [dBuV/m]	Limit [dBuV/m]	Margin [dB]
*	11570.00	Average	V	-	-	-82.37	17.32	41.95	53.98	-12.03
*	11570.00	Peak	V	-	-	-70.83	16.95	53.12	73.98	-20.86
	17355.00	Peak	H	-	-	-72.65	24.38	58.73	68.23	-9.50

Table 7-195. Radiated Measurements CDD Primary (RU242)

FCC ID: BCGA3355 IC: 579C-A3355		MEASUREMENT REPORT (CERTIFICATION)		Approved by: Technical Manager
Test Report S/N: 1C2410210077-21-R1.BCG	Test Dates: 10/25/2024 - 1/14/2025	EUT Type: Tablet Device		Page 161 of 279

V 10.6 10/27/2023

Unless otherwise specified, no part of this report may be reproduced or utilized in any part, form or by any means, electronic or mechanical, including photocopying and microfilm, without permission in writing from Element Materials Technology. If you have any questions about this or have an enquiry about obtaining additional rights to this report or assembly of contents thereof, please contact [ct.info@element.com](mailto:ct.info@element.com).



Plot 7-86. RSE above 1GHz CDD Primary (11ax – Ch.165 – RU242)

Mode: 802.11ax (20MHz BW)  
Data Rate: MCS11  
RU Index: 61  
Distance of Measurements: 3 Meters  
Operating Frequency: 5825MHz  
Channel: 165

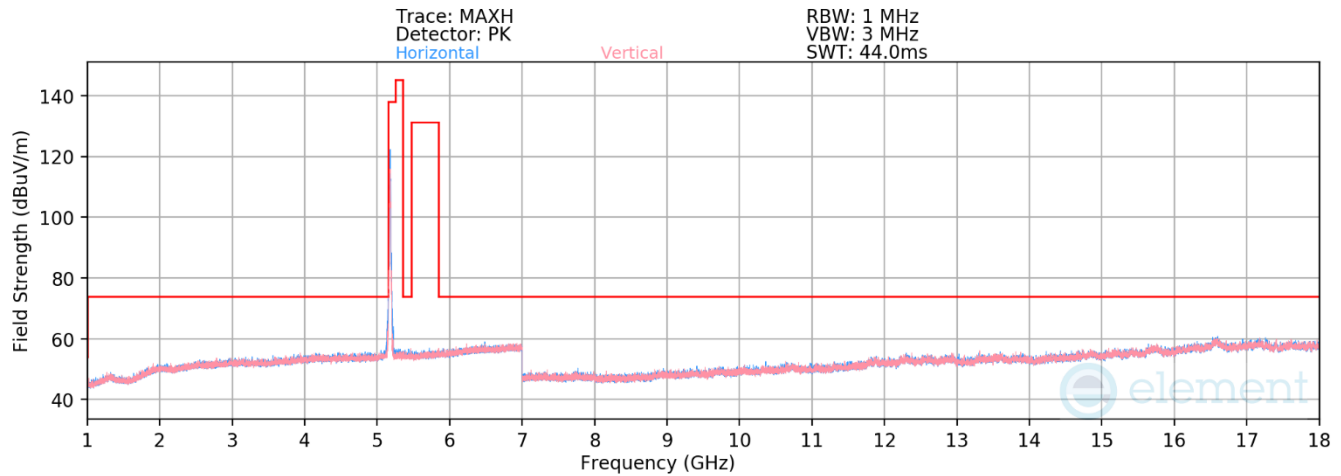
	Frequency [MHz]	Detector	Ant. Pol. [H/V]	Antenna Height [cm]	Turntable Azimuth [degree]	Analyzer Level [dBm]	AFCL [dB/m]	Field Strength [dBuV/m]	Limit [dBuV/m]	Margin [dB]
*	11650.00	Average	H	-	-	-82.56	17.54	41.97	53.98	-12.01
*	11650.00	Peak	H	-	-	-70.53	17.54	54.01	73.98	-19.97
	17475.00	Peak	V	-	-	-72.26	24.56	59.30	68.23	-8.93

Table 7-196. Radiated Measurements CDD Primary (RU242)

FCC ID: BCGA3355 IC: 579C-A3355		MEASUREMENT REPORT (CERTIFICATION)	Approved by: Technical Manager
Test Report S/N: 1C2410210077-21-R1.BCG	Test Dates: 10/25/2024 - 1/14/2025	EUT Type: Tablet Device	Page 162 of 279

V 10.6 10/27/2023

## 7.6.2 CDD Diversity Radiated Spurious Emissions RU26



Plot 7-87. RSE above 1GHz CDD Diversity (11ax - Ch.36 - RU26)

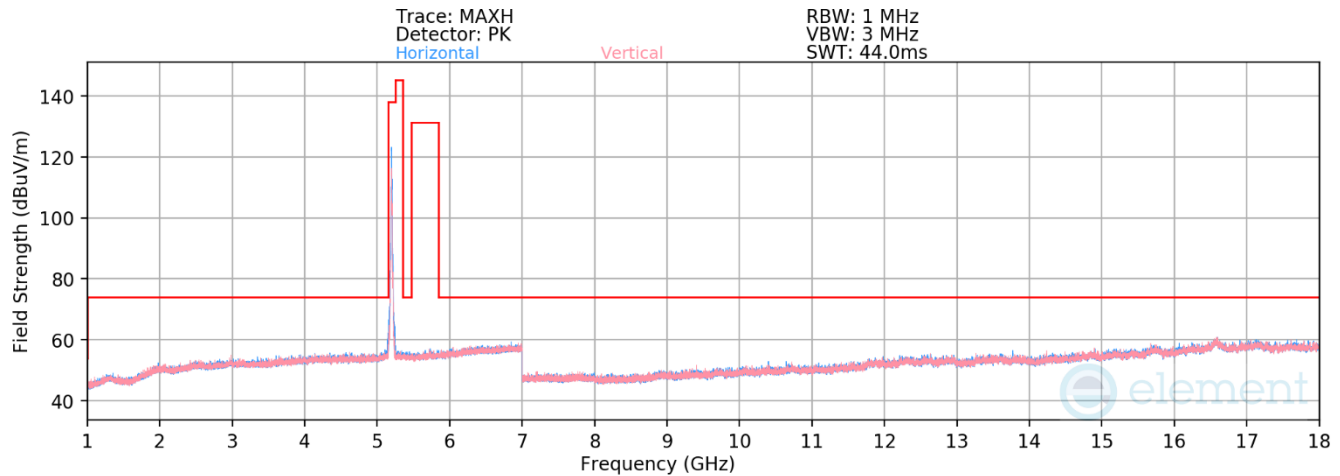
Mode:	802.11ax (20MHz BW)
Data Rate:	MCS11
RU Index:	4
Distance of Measurements:	3 Meters
Operating Frequency:	5180MHz
Channel:	36

	Frequency [MHz]	Detector	Ant. Pol. [H/V]	Antenna Height [cm]	Turntable Azimuth [degree]	Analyzer Level [dBm]	AFCL [dB/m]	Field Strength [dBuV/m]	Limit [dBuV/m]	Margin [dB]
	10360.00	Peak	H	215	217	-64.72	14.69	56.98	68.23	-11.25
*	15540.00	Average	H	-	-	-83.79	22.57	45.78	53.98	-8.20
*	15540.00	Peak	H	-	-	-72.60	22.57	56.96	73.98	-17.02

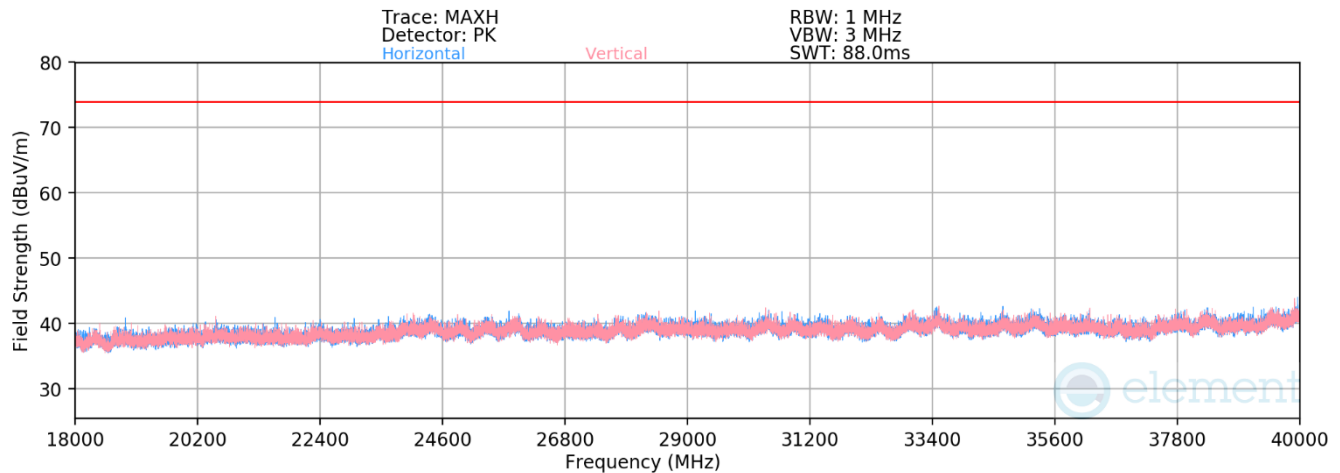
Table 7-197. Radiated Measurements CDD Diversity (RU26)

FCC ID: BCGA3355 IC: 579C-A3355		MEASUREMENT REPORT (CERTIFICATION)	Approved by: Technical Manager
Test Report S/N: 1C2410210077-21-R1.BCG	Test Dates: 10/25/2024 - 1/14/2025	EUT Type: Tablet Device	Page 163 of 279

V 10.6 10/27/2023



**Plot 7-88. RSE above 1GHz CDD Diversity (11ax - Ch.40 - RU26)**



**Plot 7-89. RSE 18GHz - 40 GHz CDD Diversity (11ax Ch.40 - RU26)**

Mode: 802.11ax (20MHz BW)  
Data Rate: MCS11  
RU Index: 4  
Distance of Measurements: 3 Meters  
Operating Frequency: 5200MHz  
Channel: 40

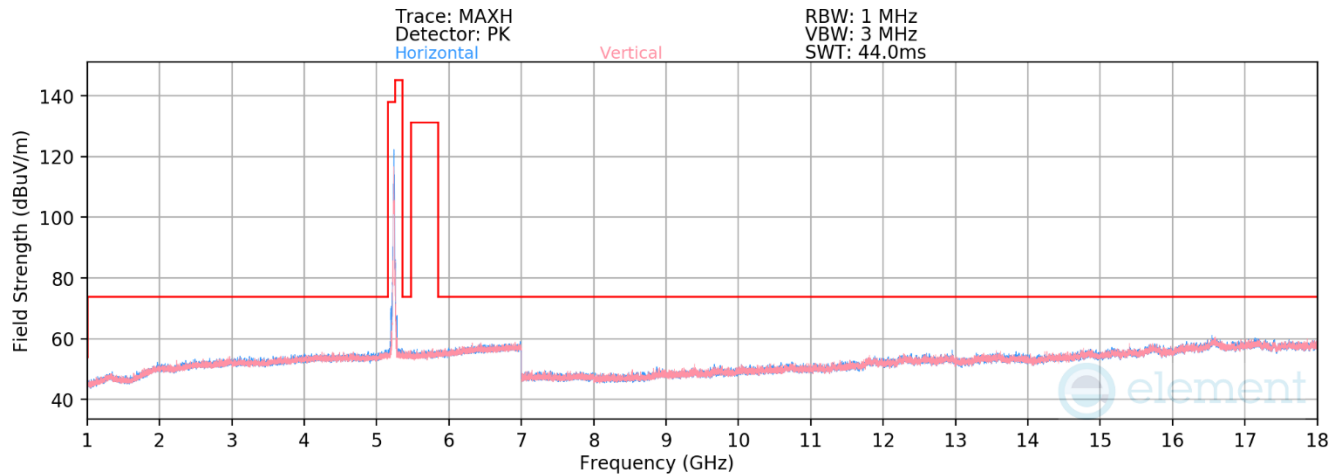
	Frequency [MHz]	Detector	Ant. Pol. [H/V]	Antenna Height [cm]	Turntable Azimuth [degree]	Analyzer Level [dBm]	AFCL [dB/m]	Field Strength [dBuV/m]	Limit [dBuV/m]	Margin [dB]
	10400.00	Peak	H	220	219	-66.89	15.16	55.26	68.23	-12.97
*	15600.00	Average	V	-	-	-84.13	23.71	46.58	53.98	-7.40
*	15600.00	Peak	V	-	-	-73.41	23.71	57.30	73.98	-16.68

**Table 7-198. Radiated Measurements CDD Diversity (RU26)**

FCC ID: BCGA3355 IC: 579C-A3355		MEASUREMENT REPORT (CERTIFICATION)		Approved by: Technical Manager
Test Report S/N: 1C2410210077-21-R1.BCG	Test Dates: 10/25/2024 - 1/14/2025	EUT Type: Tablet Device		Page 164 of 279

V 10.6 10/27/2023





**Plot 7-90. RSE above 1GHz CDD Diversity (11ax – Ch.48 – RU26)**

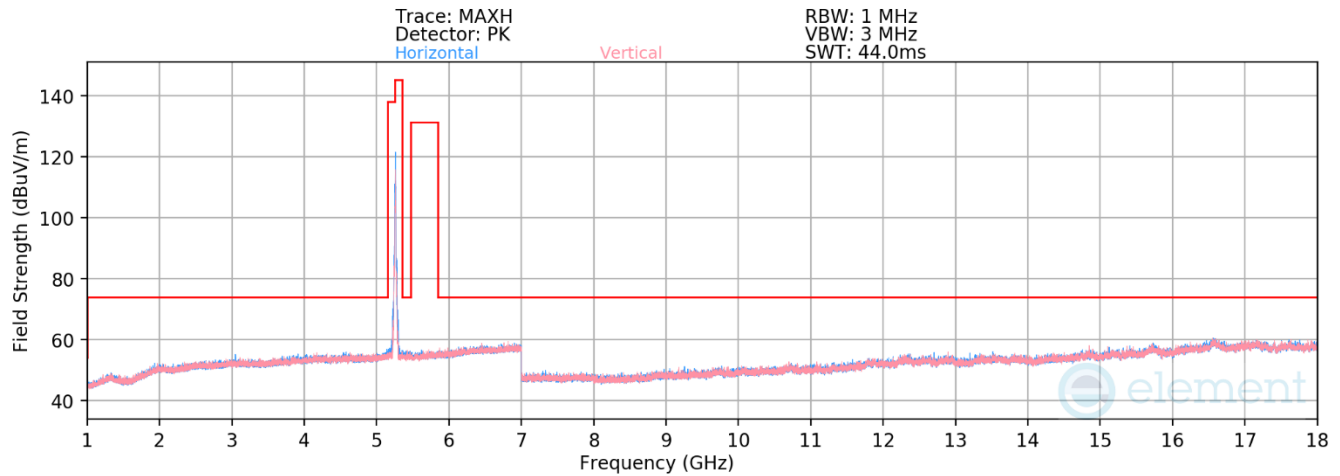
Mode: 802.11ax (20MHz BW)  
Data Rate: MCS11  
RU Index: 4  
Distance of Measurements: 3 Meters  
Operating Frequency: 5240MHz  
Channel: 48

	Frequency [MHz]	Detector	Ant. Pol. [H/V]	Antenna Height [cm]	Turntable Azimuth [degree]	Analyzer Level [dBm]	AFCL [dB/m]	Field Strength [dBuV/m]	Limit [dBuV/m]	Margin [dB]
	10480.00	Peak	H	-	-	-68.95	14.76	52.82	68.23	-15.41
*	15720.00	Average	H	-	-	-84.17	24.36	47.20	53.98	-6.78
*	15720.00	Peak	H	-	-	-72.90	24.21	58.31	73.98	-15.67

**Table 7-199. Radiated Measurements CDD Diversity (RU26)**

FCC ID: BCGA3355 IC: 579C-A3355		MEASUREMENT REPORT (CERTIFICATION)	Approved by: Technical Manager
Test Report S/N: 1C2410210077-21-R1.BCG	Test Dates: 10/25/2024 - 1/14/2025	EUT Type: Tablet Device	Page 165 of 279

V 10.6 10/27/2023



**Plot 7-91. RSE above 1GHz CDD Diversity (11ax – Ch.52 – RU26)**

Mode: 802.11ax (20MHz BW)  
Data Rate: MCS11  
RU Index: 4  
Distance of Measurements: 3 Meters  
Operating Frequency: 5260MHz  
Channel: 52

	Frequency [MHz]	Detector	Ant. Pol. [H/V]	Antenna Height [cm]	Turntable Azimuth [degree]	Analyzer Level [dBm]	AFCL [dB/m]	Field Strength [dBuV/m]	Limit [dBuV/m]	Margin [dB]
	10520.00	Peak	H	-	-	-69.38	14.60	52.22	68.23	-16.01
*	15780.00	Average	V	-	-	-85.12	24.99	46.86	53.98	-7.12
*	15780.00	Peak	V	-	-	-73.35	24.99	58.64	73.98	-15.34

**Table 7-200. Radiated Measurements CDD Diversity (RU26)**

FCC ID: BCGA3355 IC: 579C-A3355		MEASUREMENT REPORT (CERTIFICATION)	Approved by: Technical Manager
Test Report S/N: 1C2410210077-21-R1.BCG	Test Dates: 10/25/2024 - 1/14/2025	EUT Type: Tablet Device	Page 166 of 279

V 10.6 10/27/2023