**MEASUREMENT REPORT****FCC PART 15.407 / ISSED RSS-247 UNII 802.11ax (OFDMA)****Applicant Name:**

Apple Inc.  
One Apple Park Way  
Cupertino, CA 95014  
United States

**Date of Testing:**

10/25/2024 - 1/14/2025

**Test Report Issue Date:**

1/25/2025

**Test Site/Location:**

Element Materials Technology, Morgan Hill, CA, USA

**Test Report Serial No.:**

1C2410210077-21-R1.BCG

<b>FCC ID:</b>	<b>BCGA3355</b>
<b>IC:</b>	<b>579C-A3355</b>
<b>APPLICANT:</b>	<b>Apple Inc.</b>

**Application Type:**

Certification

**Model/HVIN:**

A3355, A3356

**EUT Type:**

Tablet Device

**Frequency Range:**

5180 – 5825MHz

**Modulation Type:**

OFDMA

**FCC Classification:**

Unlicensed National Information Infrastructure (UNII)

**FCC Rule Part(s):**

Part 15 Subpart E (15.407)

**ISED Specification:**

RSS-247 Issue 3

**Test Procedure(s):**

ANSI C63.10-2020, KDB 789033 D02 v02r01,  
KDB 662911 D01 v02r01

This equipment has been shown to be capable of compliance with the applicable technical standards as indicated in the measurement report and was tested in accordance with the measurement procedures specified in ANSI C63.10-2020 and KDB 558074 D01 v05r02. Test results reported herein relate only to the item(s) tested.

This revised Test Report (S/N: 1C2410210077-21-R1.BCG) supersedes and replaces the previously issued test report on the same subject device for the same type of testing as indicated. Please discard or destroy the previously issued test report(s) and dispose accordingly.


I attest to the accuracy of data. All measurements reported herein were performed by me or were made under my supervision and are correct to the best of my knowledge and belief. I assume full responsibility for the completeness of these measurements and vouch for the qualifications of all persons taking them.



RJ Ortanez

Executive Vice President




<b>FCC ID:</b> BCGA3355 <b>IC:</b> 579C-A3355		<b>MEASUREMENT REPORT (CERTIFICATION)</b>	<b>Approved by:</b> Technical Manager
<b>Test Report S/N:</b> 1C2410210077-21-R1.BCG	<b>Test Dates:</b> 10/25/2024 - 1/14/2025	<b>EUT Type:</b> Tablet Device	Page 1 of 279

V 10.6 10/27/2023

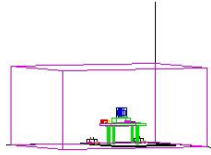
## TABLE OF CONTENTS

1.0	INTRODUCTION.....	4
1.1	Scope.....	4
1.2	Element Materials Technology Test Location.....	4
1.3	Test Facility / Accreditations.....	4
2.0	PRODUCT INFORMATION.....	5
2.1	Equipment Description.....	5
2.2	Device Capabilities.....	5
2.3	Antenna Description.....	9
2.4	Test Support Equipment.....	9
2.5	Test Configuration.....	10
2.6	Software and Firmware.....	10
2.7	EMI Suppression Device(s)/Modifications.....	10
3.0	DESCRIPTION OF TESTS.....	11
3.1	Evaluation Procedure.....	11
3.2	AC Line Conducted Emissions.....	11
3.3	Radiated Emissions.....	12
3.4	Environmental Conditions.....	12
4.0	ANTENNA REQUIREMENTS.....	13
5.0	MEASUREMENT UNCERTAINTY.....	14
6.0	TEST EQUIPMENT CALIBRATION DATA.....	15
7.0	TEST RESULTS.....	16
7.1	Summary.....	16
7.2	26dB & 99% Bandwidth Measurement.....	17
7.3	6dB & 99% Bandwidth Measurement.....	26
7.4	Conducted Output Power and Max EIRP Measurement.....	37
7.5	Maximum Power Spectral Density.....	92
7.6	Radiated Spurious Emission – Above 1GHz.....	134
7.7	Radiated Spurious Emissions – Below 1GHz.....	262
7.8	AC Line Conducted Emissions Measurement.....	269
8.0	CONCLUSION.....	279

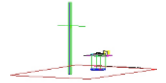
<b>FCC ID:</b> BCGA3355 <b>IC:</b> 579C-A3355		<b>MEASUREMENT REPORT (CERTIFICATION)</b>	<b>Approved by:</b> Technical Manager
<b>Test Report S/N:</b> 1C2410210077-21-R1.BCG	<b>Test Dates:</b> 10/25/2024 - 1/14/2025	<b>EUT Type:</b> Tablet Device	Page 2 of 279

V 10.6 10/27/2023

Unless otherwise specified, no part of this report may be reproduced or utilized in any part, form or by any means, electronic or mechanical, including photocopying and microfilm, without permission in writing from Element Materials Technology. If you have any questions about this or have an enquiry about obtaining additional rights to this report or assembly of contents thereof, please contact [ct.info@element.com](mailto:ct.info@element.com).



## MEASUREMENT REPORT




UNII Band	Channel Bandwidth (MHz)	Tx Frequency (MHz)	SISO						CDD Primary		CDD Diversity	
			Antenna 3c		Antenna 3a		Antenna 1b		Summed		Summed	
			Max. Power (mW)	Max. Power (dBm)	Max. Power (mW)	Max. Power (dBm)	Max. Power (mW)	Max. Power (dBm)	Max. Power (mW)	Max. Power (dBm)	Max. Power (mW)	Max. Power (dBm)
1	20	5180 - 5240	93.325	19.70	98.628	19.94	77.446	18.89	94.842	19.77	84.528	19.27
2A		5260 - 5320	100.000	20.00	96.828	19.86	78.705	18.96	93.756	19.72	85.507	19.32
2C		5500 - 5720	98.175	19.92	98.401	19.93	77.090	18.87	98.401	19.93	88.512	19.47
3		5745 - 5825	110.662	20.44	110.408	20.43	85.310	19.31	221.309	23.45	193.642	22.87
1	40	5190 - 5230	76.913	18.86	76.384	18.83	61.660	17.90	133.045	21.24	124.165	20.94
2A		5270 - 5310	84.528	19.27	86.298	19.36	69.502	18.42	151.356	21.80	135.519	21.32
2C		5510 - 5710	84.140	19.25	87.700	19.43	69.663	18.43	169.824	22.30	149.624	21.75
3		5755 - 5795	88.512	19.47	88.716	19.48	68.077	18.33	169.824	22.30	151.008	21.79
1	80	5210	25.003	13.98	24.946	13.97	19.815	12.97	30.903	14.90	27.416	14.38
2A		5290	15.849	12.00	15.560	11.92	12.503	10.97	20.845	13.19	18.621	12.70
2C		5530 - 5690	96.828	19.86	99.312	19.97	76.913	18.86	185.353	22.68	165.196	22.18
3		5775	49.317	16.93	48.084	16.82	37.497	15.74	66.069	18.20	57.677	17.61

### FCC EUT Overview

UNII Band	Channel Bandwidth (MHz)	Tx Frequency (MHz)	SISO						CDD/SDM Primary		CDD/SDM Diversity	
			Antenna 3c		Antenna 3a		Antenna 1b		Summed		Summed	
			Max. Power (mW)	Max. Power (dBm)	Max. Power (mW)	Max. Power (dBm)	Max. Power (mW)	Max. Power (dBm)	Max. Power (mW)	Max. Power (dBm)	Max. Power (mW)	Max. Power (dBm)
1	20	5180 - 5240	42.267	16.26	41.210	16.15	43.251	16.36	55.847	17.47	54.954	17.40
2A		5260 - 5320	100.000	20.00	96.828	19.86	78.705	18.96	93.756	19.72	85.507	19.32
2C		5500 - 5720	98.175	19.92	98.401	19.93	77.090	18.87	98.401	19.93	88.512	19.47
3		5745 - 5825	110.662	20.44	110.408	20.43	85.310	19.31	221.309	23.45	193.642	22.87
1	40	5190 - 5230	72.778	18.62	73.790	18.68	76.913	18.86	103.514	20.15	105.439	20.23
2A		5270 - 5310	84.528	19.27	86.298	19.36	69.502	18.42	151.356	21.80	135.519	21.32
2C		5510 - 5710	82.224	19.15	86.298	19.36	67.453	18.29	167.880	22.25	149.279	21.74
3		5755 - 5795	88.512	19.47	88.716	19.48	68.077	18.33	169.824	22.30	151.008	21.79
1	80	5210	25.003	13.98	24.946	13.97	24.946	13.97	31.333	14.96	30.690	14.87
2A		5290	15.849	12.00	15.560	11.92	12.503	10.97	20.845	13.19	18.621	12.70
2C		5530 - 5690	96.828	19.86	99.312	19.97	76.913	18.86	185.353	22.68	165.196	22.18
3		5775	49.317	16.93	48.084	16.82	37.497	15.74	66.069	18.20	57.677	17.61

### ISED EUT Overview

FCC ID: BCGA3355 IC: 579C-A3355	 <b>MEASUREMENT REPORT (CERTIFICATION)</b>		Approved by: Technical Manager
Test Report S/N: 1C2410210077-21-R1.BCG	Test Dates: 10/25/2024 - 1/14/2025	EUT Type: Tablet Device	Page 3 of 279

V 10.6 10/27/2023

Unless otherwise specified, no part of this report may be reproduced or utilized in any part, form or by any means, electronic or mechanical, including photocopying and microfilm, without permission in writing from Element Materials Technology. If you have any questions about this or have an enquiry about obtaining additional rights to this report or assembly of contents thereof, please contact [ct.info@element.com](mailto:ct.info@element.com).

## 1.0 INTRODUCTION

### 1.1 Scope

Measurement and determination of electromagnetic emissions (EMC) of radio frequency devices including intentional and/or unintentional radiators for compliance with the technical rules and regulations of the Federal Communications Commission and the Innovation, Science and Economic Development Canada.


### 1.2 Element Materials Technology Test Location

These measurement tests were conducted at the Element Materials Technology facility located at 18855 Adams Court, Morgan Hill, CA 95037. The measurement facility is compliant with the test site requirements specified in ANSI C63.4-2014 and KDB 414788 D01 v01r01.

### 1.3 Test Facility / Accreditations

Measurements were performed at Element Materials Technology located in Morgan Hill, CA 95037, U.S.A.

- Element Materials Technology is an ISO 17025-2017 accredited test facility under the American Association for Laboratory Accreditation (A2LA) with Certificate number 2041.02 for Specific Absorption Rate (SAR), Hearing Aid Compatibility (HAC) testing, where applicable, and Electromagnetic Compatibility (EMC) testing for FCC and Innovation, Science, and Economic Development Canada rules.
- Element Washington DC LLC TCB is a Telecommunication Certification Body (TCB) accredited to ISO/IEC 17065-2012 by A2LA (Certificate number 2041.03) in all scopes of FCC Rules and ISED Standards (RSS).
- Element Materials Technology facility is a registered (22831) test laboratory with the site description on file with ISED.
- Element Washington DC LLC is a Recognized U.S. Certification Assessment Body (CAB # US0110) for ISED Canada as designated by NIST under the U.S. and Canada Mutual Recognition Agreements (MRAs).

<b>FCC ID:</b> BCGA3355 <b>IC:</b> 579C-A3355		<b>MEASUREMENT REPORT (CERTIFICATION)</b>	<b>Approved by:</b> Technical Manager
<b>Test Report S/N:</b> 1C2410210077-21-R1.BCG	<b>Test Dates:</b> 10/25/2024 - 1/14/2025	<b>EUT Type:</b> Tablet Device	Page 4 of 279

V 10.6 10/27/2023

## 2.0 PRODUCT INFORMATION

### 2.1 Equipment Description

The Equipment Under Test (EUT) is the **Apple Tablet Device FCC ID: BCGA3355** and **IC: 579C-A3355**. The test data contained in this report pertains only to the emissions due to the EUT's UNII 802.11ax - RU transmitter.


**Test Device Serial No.:** C2X2G3NXNP, HCR6Q0VMD4, F32954TTVM, H9HHAF0008U0000VYQ

### 2.2 Device Capabilities

This device contains the following capabilities:

850/1700/1900 WCDMA/HSPA, Multi-band LTE, 5G NR (FR1), 802.11b/g/n/ax WLAN, 802.11a/n/ac/ax UNII, Bluetooth (1x, EDR, LE1M, LE2M, HDR4, HDR8).

This device supports BT Beamforming.

<b>FCC ID:</b> BCGA3355 <b>IC:</b> 579C-A3355		<b>MEASUREMENT REPORT (CERTIFICATION)</b>	<b>Approved by:</b> Technical Manager
<b>Test Report S/N:</b> 1C2410210077-21-R1.BCG	<b>Test Dates:</b> 10/25/2024 - 1/14/2025	<b>EUT Type:</b> Tablet Device	Page 5 of 279

V 10.6 10/27/2023

Unless otherwise specified, no part of this report may be reproduced or utilized in any part, form or by any means, electronic or mechanical, including photocopying and microfilm, without permission in writing from Element Materials Technology. If you have any questions about this or have an enquiry about obtaining additional rights to this report or assembly of contents thereof, please contact [ct.info@element.com](mailto:ct.info@element.com).

Band 1		Band 2A		Band 2C		Band 3	
Ch.	Frequency (MHz)	Ch.	Frequency (MHz)	Ch.	Frequency (MHz)	Ch.	Frequency (MHz)
36	5180	52	5260	100	5500	149	5745
:	:	:	:	:	:	:	:
42	5210	56	5280	116	5580	157	5785
:	:	:	:	:	:	:	:
48	5240	64	5320	144	5720	165	5825


Table 2-1. 802.11a / 802.11n / 802.11ac / 802.11ax (20MHz) Frequency / Channel Operations

Band 1		Band 2A		Band 2C		Band 3	
Ch.	Frequency (MHz)	Ch.	Frequency (MHz)	Ch.	Frequency (MHz)	Ch.	Frequency (MHz)
38	5190	54	5270	102	5510	151	5755
:	:	:	:	:	:	:	:
46	5230	62	5310	110	5550	159	5795
				:	:		
				142	5710		

Table 2-2. 802.11n / 802.11ac / 802.11ax (40MHz BW) Frequency / Channel Operations

Band 1		Band 2A		Band 2C		Band 3	
Ch.	Frequency (MHz)	Ch.	Frequency (MHz)	Ch.	Frequency (MHz)	Ch.	Frequency (MHz)
42	5210	58	5290	106	5530	155	5775
				:	:		
				138	5690		

Table 2-3. 802.11ac / 802.11ax (80MHz BW) Frequency / Channel Operations

FCC ID: BCGA3355 IC: 579C-A3355	 <b>MEASUREMENT REPORT (CERTIFICATION)</b>		Approved by: Technical Manager
Test Report S/N: 1C2410210077-21-R1.BCG	Test Dates: 10/25/2024 - 1/14/2025	EUT Type: Tablet Device	Page 6 of 279

V 10.6 10/27/2023

### Notes:

1. TDWR channels are not supported for ISED.
2. 5GHz NII operation is possible in 20MHz, 40MHz, and 80MHz channel bandwidths. The maximum achievable duty cycles for all modes were determined based on measurements performed on a spectrum analyzer in zero-span mode with RBW = 8MHz, VBW = 50MHz, and detector = peak per the guidance of Section B)2)b) of KDB 789033 D02 v02r01 and ANSI C63.10-2020. The RBW and VBW were both greater than 50/T, where T is the minimum transmission duration, and the number of sweep points across T was greater than 100. The duty cycles are as follows:

Measured Duty Cycles						
802.11 Mode/Band		Duty Cycle [%]				
		Antenna 3c	Antenna 3a	Antenna 1b	CDD/SDM Primary	CDD/SDM Diversity
5GHz	ax(RU) 26T HE20	87.16	87.16	88.99	88.07	89.91
	ax(RU) 242T HE20	87.36	89.53	88.51	87.21	87.36
	ax(RU) 26T HE40	91.43	88.99	87.04	87.96	88.07
	ax(RU) 484T HE40	88.07	90.48	91.43	91.51	92.38
	ax(RU) 26T HE80	83.87	88.07	89.00	88.07	87.04
	ax(RU) 996T HE80	87.74	87.1	81.36	87.10	85.71

**Table 2-4. Measured Duty Cycles**


**CDD/SDM Primary** = Antenna 3c + Antenna 3a  
**CDD/SDM Diversity** = Antenna 3c + Antenna 1b

3. The device employs CDD/SDM technology. Below are the possible configurations.

WiFi Configurations		SISO			Primary						Diversity					
					CDD		SDM		STBC		CDD		SDM		STBC	
		Antenna 3c	Antenna 3a	Antenna 1b	Antenna 3c	Antenna 3a	Antenna 3c	Antenna 3a	Antenna 3c	Antenna 3a	Antenna 3c	Antenna 1b	Antenna 3c	Antenna 1b	Antenna 3c	Antenna 1b
5GHz	11ax (20MHz)	✓	✓	✓	✓	✓	✓	✓	✓	✓	✓	✓	✓	✓	✓	✓
	11ax (40MHz)	✓	✓	✓	✓	✓	✓	✓	✓	✓	✓	✓	✓	✓	✓	✓
	11ax (80MHz)	✓	✓	✓	✓	✓	✓	✓	✓	✓	✓	✓	✓	✓	✓	✓

**Table 2-5. WIFI Configurations**

✓ = Support ; ✗ = NOT Support  
**SISO** = Single Input Single Output  
**CDD** = Cyclic Delay Diversity – 2Tx Function  
**SDM** = Spatial Diversity Multiplexing – CDD/SDM function  
**STBC** = Space-Time Block Coding – 2Tx Function

FCC ID: BCGA3355 IC: 579C-A3355	 <b>MEASUREMENT REPORT (CERTIFICATION)</b>		Approved by: Technical Manager
Test Report S/N: 1C2410210077-21-R1.BCG	Test Dates: 10/25/2024 - 1/14/2025	EUT Type: Tablet Device	Page 7 of 279

V 10.6 10/27/2023

4. The device supports the following data rates (shown in Mbps):

MCS Index	Spatial Stream	MU-OFDMA (802.11ax)																	
		26-tone RU			52-tone RU			106-tone RU			242-tone RU			484-tone RU			996-tone RU		
HE		0.8µs GI	1.6µs GI	3.2µs GI	0.8µs GI	1.6µs GI	3.2µs GI	0.8µs GI	1.6µs GI	3.2µs GI	0.8µs GI	1.6µs GI	3.2µs GI	0.8µs GI	1.6µs GI	3.2µs GI	0.8µs GI	1.6µs GI	3.2µs GI
0	1	0.9	0.8	0.8	1.8	1.7	1.5	3.8	3.5	3.2	8.6	8.1	7.3	17.2	16.3	14.6	36	34	30.6
1	1	1.8	1.7	1.5	3.5	3.3	3	7.5	7.1	6.4	17.2	16.3	14.6	34.4	32.5	29.3	72.1	68.1	61.3
2	1	2.6	2.5	2.3	5.3	5	4.5	11.3	10.6	9.6	25.8	24.4	21.9	51.6	48.8	43.9	108.1	102.1	91.9
3	1	3.5	3.3	3	7.1	6.7	6	15	14.2	12.8	34.4	32.5	29.3	68.8	65	58.5	144.1	136.1	122.5
4	1	5.3	5	4.5	10.6	10	9	22.5	21.3	19.1	51.6	48.8	43.9	103.2	97.5	87.8	216.2	204.2	183.8
5	1	7.1	6.7	6	14.1	13.3	12	30	28.3	25.5	68.8	65	58.5	137.6	130	117	288.2	272.2	245
6	1	7.9	7.5	6.8	15.9	15	13.5	33.8	31.9	28.7	77.4	73.1	65.8	154.9	146.3	131.6	324.3	306.3	275.6
7	1	8.8	8.3	7.5	17.6	16.7	15	37.5	35.4	31.9	86	81.3	73.1	172.1	162.5	146.3	360.3	340.3	306.3
8	1	10.6	10	9	21.2	20	18	45	42.5	38.3	103.2	97.5	87.8	206.5	195	175.5	432.4	408.3	367.5
9	1	11.8	11.1	10	23.5	22.2	20	50	47.2	42.5	114.7	108.3	97.5	229.4	216.7	195	480.4	453.7	408.3
10	1	13.2	12.5	11.3	26.5	25	22.5	56.3	53.1	47.8	129	121.9	109.7	258.1	243.8	219.4	540.4	510.4	459.4
11	1	14.7	13.9	12.5	29.4	27.8	25	62.5	59	53.1	143.4	135.4	121.9	286.8	270.8	243.8	600.5	567.1	510.4
0	2	1.8	1.7	1.5	3.5	3.3	3	7.5	7.1	6.4	17.2	16.3	14.6	34.4	32.5	29.3	72.1	68.1	61.3
1	2	3.5	3.3	3	7.1	6.7	6	15	14.2	12.8	34.4	32.5	29.3	68.8	65	58.5	144.1	136.1	122.5
2	2	5.3	5	4.5	10.6	10	9	22.5	21.3	19.1	51.6	48.8	43.9	103.2	97.5	87.8	216.2	204.2	183.8
3	2	7.1	6.7	6	14.1	13.3	12	30	28.3	25.5	68.8	65	58.5	137.6	130	117	288.2	272.2	245
4	2	10.6	10	9	21.2	20	18	45	42.5	38.3	103.2	97.5	87.8	206.5	195	175.5	432.4	408.3	367.5
5	2	14.1	13.3	12	28.2	26.7	24	60	56.7	51	137.6	130	117	275.3	260	234	576.5	544.4	490
6	2	15.9	15	13.5	31.8	30	27	67.5	63.8	57.4	154.9	146.3	131.6	309.7	292.5	263.3	648.5	612.5	551.3
7	2	17.6	16.7	15	35.3	33.3	30	75	70.8	63.8	172.1	162.5	146.3	344.1	325	292.5	720.6	680.6	612.5
8	2	21.2	20	18	42.4	40	36	90	85	76.5	206.5	195	175.5	412.9	390	351	864.7	816.7	735
9	2	23.5	22.2	20	47.1	44.4	40	100	94.4	85	229.4	216.7	195	458.8	433.3	390	960.8	907.4	816.7
10	2	26.5	25	22.5	52.9	50	45	112.5	106.3	95.6	258.1	243.8	219.4	516.2	487.5	438.8	1080.9	1020.8	918.8
11	2	29.4	27.8	25	58.8	55.6	50	125	118.1	106.3	286.8	270.8	243.8	573.5	541.7	487.5	1201	1134.3	1020.8


Table 2-6. Supported Data Rates

5. This device supports simultaneous transmission operations, which allows multiple transmitters to transmit simultaneously on the same antenna. The table below shows all configurations possible.

Antenna	Simultaneous Tx Config	Bluetooth 2.4GHz	WLAN	WIFI 5GHz	LTE / FR1 NR		
		BDR, EDR, HDR4/8, LE1/2M	802.11 b/g/n/ax	802.11 a/n/ac/ax	LB	MB/HB	Ultra High Band
Ant 3a	Config 1	✓	✗	✓	✗	✓	✗
Ant 3a	Config 2	✓	✗	✓	✗	✗	✗
Ant 3a	Config 3	✗	✓	✗	✗	✓	✗
Ant 1a	Config 4	✓	✗	✗	✗	✗	✓
Ant 1a	Config 5	✗	✓	✗	✗	✗	✓
Ant 1b	Config 6	✗	✗	✓	✗	✓	✗

Table 2-7. Simultaneous Transmission Configurations

✓ = Support; ✗ = Not Support

FCC ID: BCGA3355 IC: 579C-A3355			MEASUREMENT REPORT (CERTIFICATION)	Approved by: Technical Manager
Test Report S/N: 1C2410210077-21-R1.BCG	Test Dates: 10/25/2024 - 1/14/2025	EUT Type: Tablet Device		Page 8 of 279

V 10.6 10/27/2023



**Note:**

All the above simultaneous transmission configurations have been tested and the worst-case configuration was found to be Config 1 and reported in RF Bluetooth, RF UNII OFDM, RF Part 27b and RSS-199 test reports.

Specific 2.4 GHz Wi-Fi antenna that can only transmit simultaneously with 2.4 GHz Bluetooth antenna is listed in the SAR test report. For BT (2.4 GHz), in both connected and disconnected modes, and Wi-Fi (2.4 GHz) – Wi-Fi max power will not exceed minimum of (13.5dBm, SAR max cap, Reg max cap) power. Bluetooth can simultaneously transmit with IEEE 802.11a/n/ac/ax 5 GHz on separate antenna.

## 2.3 Antenna Description

Following antenna gains provided by manufacturer were used for the testing.


Frequency [GHz]	Antenna Gain (dBi)		
	Antenna 3c	Antenna 3a	Antenna 1b
5.150 – 5.250	2.3	-0.1	-1.6
5.250 – 5.350	2.1	1.6	-1.4
5.470 – 5.725	3.9	0.3	-0.8
5.725 – 5.850	3.1	-0.5	-1.4

**Table 2-8. Highest Antenna Gain**

## 2.4 Test Support Equipment

1	Apple MacBook Pro w/AC/DC Adapter	Model: A2141 Model: A2166	S/N: C02H604EQ05D S/N: C4H042705ZNPMOWA6
2	Apple USB-C Cable	Model: Spartan	S/N: GXK1336018XKTR024
3	USB-C Cable w/ AC Adapter	Model: A246C Model: A2305	S/N: DWH80115BK826GV19 S/N: C4H95160004PF4F4V
4	DC Power Supply	Model: KPS3010D	S/N: N/A

**Table 2-9. Test Support Equipment List**

FCC ID: BCGA3355 IC: 579C-A3355		MEASUREMENT REPORT (CERTIFICATION)	Approved by: Technical Manager
Test Report S/N: 1C2410210077-21-R1.BCG	Test Dates: 10/25/2024 - 1/14/2025	EUT Type: Tablet Device	Page 9 of 279

V 10.6 10/27/2023

## 2.5 Test Configuration

The EUT was tested per the guidance of ANSI C63.10-2020 and KDB 789033 D02 v02r01. ANSI C63.10-2020 was used to reference the appropriate EUT setup for radiated spurious emissions testing and AC line conducted testing. See Sections 3.2 for AC line conducted emissions test setups, 3.3 for radiated emissions test setups, and 7.2, 7.3, 7.4, and 7.5 for antenna port conducted emissions test setups.

There are two vendors of the WiFi/Bluetooth radio modules, variant 1 and variant 2. Both radio modules have the same mechanical outline, same on-board antenna matching circuit, identical antenna structure, and are built and tested to conform to the same specifications and to operate within the same tolerances. The worst case configuration was found between the two variants. The EUT was also investigated with and without charger.

For emissions from 1GHz – 18GHz, low, mid, and high channels were tested with highest power and worst case configuration. The emissions below 1GHz and above 18GHz were tested with the highest transmitting power and the worst case channel.

The EUT was manipulated through three orthogonal planes of X-orientation (flatbed), Y-orientation (landscape), and Z-orientation (portrait) during the testing. Only the worst case emissions were reported in this test report.

For AC line conducted and radiated test below 1GHz, following configuration were investigated and EUT powered by AC/DC was the worst case.

- EUT powered by AC/DC adaptor via USB-C cable with wire charger
- EUT powered by host PC via USB-C cable with wire charger

802.11ax-RU HE20/40/80 2TX CDD/SDM mode test data provided in this report covers 802.11ax-RU HE20/40/80 2TX STBC mode.


For 802.11a/n/ac/ax-SU test results, see separate UNII report, 1C2410210077-20.BCG.

## 2.6 Software and Firmware

The test was conducted with firmware version 22D8 installed on the EUT.

## 2.7 EMI Suppression Device(s)/Modifications

No EMI suppression device(s) were added and/or no modifications were made during testing.

<b>FCC ID:</b> BCGA3355 <b>IC:</b> 579C-A3355		<b>MEASUREMENT REPORT (CERTIFICATION)</b>	<b>Approved by:</b> Technical Manager
<b>Test Report S/N:</b> 1C2410210077-21-R1.BCG	<b>Test Dates:</b> 10/25/2024 - 1/14/2025	<b>EUT Type:</b> Tablet Device	Page 10 of 279

V 10.6 10/27/2023

## 3.0 DESCRIPTION OF TESTS

### 3.1 Evaluation Procedure

The measurement procedures described in the American National Standard of Procedures for Compliance Testing of Unlicensed Wireless Devices (ANSI C63.10-2020) and the guidance provided in KDB 789033 D02 v02r01 were used in the measurement of the EUT.

Deviation from measurement procedure.....None


### 3.2 AC Line Conducted Emissions

The line-conducted facility is located inside a 7m x 3.66m x 2.7m shielded enclosure. The shielded enclosure is manufactured by AP Americas. The shielding effectiveness of the shielded room is in accordance with MIL-Std-285 or NSA 65-6. A 1m x 1.5m wooden table 80cm high is placed 40cm away from the vertical wall and 80cm away from the sidewall of the shielded room. Two 10kHz-30MHz, 50Ω/50μH Line-Impedance Stabilization Networks (LISNs) are bonded to the shielded room floor. Power to the LISNs is filtered by external high-current high-insertion loss power line filters. The external power line filter is EPCOS 2X60A Power Line Filter (100dB Attenuation, 14kHz-18GHz) and the two EPCOs 2X48A filters (100dB Minimum Insertion Loss, 14kHz - 10GHz). These filters attenuate ambient signal noise from entering the measurement lines. These filters are also bonded to the shielded enclosure.

The EUT is powered from one LISN and the support equipment is powered from the second LISN. If the EUT is a DC-powered device, power will be derived from the source power supply it normally will be powered from and this supply line(s) will be connected to the second LISN. All interconnecting cables more than 1 meter were shortened to a 1 meter length by non-inductive bundling (serpentine fashion) and draped over the back edge of the test table. All cables were at least 40cm above the horizontal reference ground plane. Power cables for support equipment were routed down to the second LISN while ensuring that that cables were not draped over the second LISN.

Sufficient time for the EUT, support equipment, and test equipment was allowed in order for them to warm up to their normal operating condition. The RF output of the LISN was connected to the spectrum analyzer and exploratory measurements were made to determine the frequencies producing the maximum emission from the EUT. The spectrum was scanned from 150kHz to 30MHz with a spectrum analyzer. The detector function was set to peak mode for exploratory measurements while the bandwidth of the analyzer was set to 10kHz. The EUT, support equipment, and interconnecting cables were arranged and manipulated to maximize each emission. Once the worst case emissions have been identified, the one EUT cable configuration/arrangement and mode of operation that produced these emissions is used for final measurements on the same test site. The analyzer is set to CISPR quasi-peak and average detectors with a 9kHz resolution bandwidth for final measurements.

Line conducted emissions test results are shown in Section 7.8. Automated test software was used to perform the AC line conducted emissions testing. Automated measurement software utilized is Rohde & Schwarz EMC32, Version 10.50.40.

FCC ID: BCGA3355 IC: 579C-A3355		MEASUREMENT REPORT (CERTIFICATION)	Approved by: Technical Manager
Test Report S/N: 1C2410210077-21-R1.BCG	Test Dates: 10/25/2024 - 1/14/2025	EUT Type: Tablet Device	Page 11 of 279

V 10.6 10/27/2023

Unless otherwise specified, no part of this report may be reproduced or utilized in any part, form or by any means, electronic or mechanical, including photocopying and microfilm, without permission in writing from Element Materials Technology. If you have any questions about this or have an enquiry about obtaining additional rights to this report or assembly of contents thereof, please contact [ct.info@element.com](mailto:ct.info@element.com).

### 3.3 Radiated Emissions

The radiated test facilities consisted of an indoor 3 meter semi-anechoic chamber used for final measurements and exploratory measurements, when necessary. The measurement area is contained within the semi-anechoic chamber which is shielded from any ambient interference. The test site inside the chamber is a 6m x 5.2m elliptical, obstruction-free area in accordance with Figure 5.7 of Clause 5 in ANSI C63.4-2014. Absorbers are arranged on the floor between the turn table and the antenna mast in such a way so as to maximize the reduction of reflections for measurements above 1GHz. An 80cm tall test table made of Styrodur is placed on top of the turn table. For measurements above 1GHz, an additional Styrodur pedestal is placed on top of the test table to bring the total table height to 1.5m.


Per KDB 414788 D01 v01r01, radiated emission test sites other than open-field test sites (e.g., shielded anechoic chambers), may be employed for emission measurements below 30MHz if characterized so that the measurements correspond to those obtained at an open-field test site. To determine test site equivalency, a reference sample transmitting at 149kHz was measured on an open field test site (asphalt with no ground plane) and then measured in the 3m semi-anechoic chamber. A calibrated 60cm loop antenna was used while the reference device was rotated through the X, Y and Z axis in order to capture the worst case level. A maximum deviation of 2.77dB at 149kHz was measured when comparing the 3 meter semi-anechoic chamber to the open field site.

For all measurements, the spectrum was scanned through all EUT azimuths and from 1 to 4 meter receive antenna height using a broadband antenna from 30MHz up to the upper frequency shown in 15.33 depending on the highest frequency generated or used in the device or on which the device operates or tunes. For frequencies above 1GHz, linearly polarized double ridge horn antennas were used. For frequencies below 30MHz, a calibrated loop antenna was used. When exploratory measurements were necessary, they were performed at 1 meter test distance inside the semi-anechoic chamber using broadband antennas, broadband amplifiers, and spectrum analyzers to determine the frequencies and modes producing the maximum emissions. Sufficient time for the EUT, support equipment, and test equipment was allowed in order for them to warm up to their normal operating condition. The test set-up was placed on top of the 1 x 1.5 meter table. The EUT, support equipment, and interconnecting cables were arranged and manipulated to maximize each emission. Appropriate precaution was taken to ensure that all emissions from the EUT were maximized and investigated. The system configuration, mode of operation, turntable azimuth, and receive antenna height was noted for each frequency found.

Final measurements were made in the semi-anechoic chamber using calibrated, linearly polarized broadband and horn antennas. The test setup was configured to the setup that produced the worst case emissions. The spectrum analyzer was set to investigate all frequencies required for testing to compare the highest radiated disturbances with respect to the specified limits. The turntable containing the EUT was rotated through 360 degrees and the height of the receive antenna was varied 1 to 4 meters and stopped at the azimuth and height producing the maximum emission. Each emission was maximized by changing the orientation of the EUT through three orthogonal planes and changing the polarity of the receive antenna, whichever produced the worst-case emissions.

### 3.4 Environmental Conditions

The temperature is controlled within range of 15°C to 35°C. The relative humidity is controlled within range of 10% to 75%. The atmospheric pressure is monitored within the range 86-106kPa (860-1060mbar).

FCC ID: BCGA3355 IC: 579C-A3355	 <b>MEASUREMENT REPORT (CERTIFICATION)</b>		<b>Approved by:</b> Technical Manager
<b>Test Report S/N:</b> 1C2410210077-21-R1.BCG	<b>Test Dates:</b> 10/25/2024 - 1/14/2025	<b>EUT Type:</b> Tablet Device	Page 12 of 279

V 10.6 10/27/2023

Unless otherwise specified, no part of this report may be reproduced or utilized in any part, form or by any means, electronic or mechanical, including photocopying and microfilm, without permission in writing from Element Materials Technology. If you have any questions about this or have an enquiry about obtaining additional rights to this report or assembly of contents thereof, please contact [ct.info@element.com](mailto:ct.info@element.com).

## 4.0 ANTENNA REQUIREMENTS


### Excerpt from §15.203 of the FCC Rules/Regulations:

“An intentional radiator antenna shall be designed to ensure that no antenna other than that furnished by the responsible party can be used with the device. The use of a permanently attached antenna or of an antenna that uses a unique coupling to the intentional radiator shall be considered sufficient to comply with the provisions of this section.”

- The antennas of the EUT are **permanently attached**.
- There are no provisions for connection to an external antenna.

### Conclusion:

The EUT complies with the requirement of §15.203.

<b>FCC ID:</b> BCGA3355 <b>IC:</b> 579C-A3355	 <b>MEASUREMENT REPORT (CERTIFICATION)</b>		<b>Approved by:</b> Technical Manager
<b>Test Report S/N:</b> 1C2410210077-21-R1.BCG	<b>Test Dates:</b> 10/25/2024 - 1/14/2025	<b>EUT Type:</b> Tablet Device	Page 13 of 279


V 10.6 10/27/2023

Unless otherwise specified, no part of this report may be reproduced or utilized in any part, form or by any means, electronic or mechanical, including photocopying and microfilm, without permission in writing from Element Materials Technology. If you have any questions about this or have an enquiry about obtaining additional rights to this report or assembly of contents thereof, please contact [ct.info@element.com](mailto:ct.info@element.com).

## 5.0 MEASUREMENT UNCERTAINTY

The measurement uncertainties shown below were calculated in accordance with the requirements of ANSI C63.23-2012. All measurement uncertainty values are shown with a coverage factor of  $k = 2$  to indicate a 95% level of confidence. The measurement uncertainty shown below meets or exceeds the  $U_{\text{CISPR}}$  measurement uncertainty values specified in CISPR 16-4-2 and, thus, can be compared directly to specified limits to determine compliance.

Contribution	Expanded Uncertainty ( $\pm$ dB)
Conducted Bench Top Measurements	2.07
Line Conducted Disturbance	1.91
Radiated Disturbance (<30MHz)	4.12
Radiated Disturbance (30MHz - 1GHz)	4.85
Radiated Disturbance (1 - 18GHz)	5.08
Radiated Disturbance (>18GHz)	5.22

FCC ID: BCGA3355 IC: 579C-A3355		MEASUREMENT REPORT (CERTIFICATION)	Approved by: Technical Manager
Test Report S/N: 1C2410210077-21-R1.BCG	Test Dates: 10/25/2024 - 1/14/2025	EUT Type: Tablet Device	Page 14 of 279

V 10.6 10/27/2023

Unless otherwise specified, no part of this report may be reproduced or utilized in any part, form or by any means, electronic or mechanical, including photocopying and microfilm, without permission in writing from Element Materials Technology. If you have any questions about this or have an enquiry about obtaining additional rights to this report or assembly of contents thereof, please contact [ct.info@element.com](mailto:ct.info@element.com).

## 6.0 TEST EQUIPMENT CALIBRATION DATA


Test Equipment Calibration is traceable to the National Institute of Standards and Technology (NIST). Measurements antennas used during testing were calibrated in accordance with the requirements of ANSI C63.5-2017.

Manufacturer	Model	Description	Cal Date	Cal Interval	Cal Due	Serial Number
Anritsu	ML2495A	Power Meter	7/8/2024	Annual	7/8/2025	1039008
Anritsu	MA2411B	Pulse Power Sensor	7/1/2024	Annual	7/1/2025	1911105
Anritsu	MA2411B	Pulse Power Sensor	10/21/2024	Annual	10/21/2025	1027293
ATM	180-442A-KF	20dB Nominal Gain Horn Antenna	3/14/2024	Annual	3/14/2025	T058701-01
ETS-Lindgren	3117	Double Ridged Guide Antenna (1-18 GHz)	4/9/2024	Annual	4/9/2025	00218555
Fairview Microwave/MCL	FMCA1975-36/BW-K10-2W44+	30MHz-40GHz RF Cable/Attenuator *	6/10/2024	Annual	6/10/2025	-
Keysight Technology	N9040B	UXA Signal Analyzer	5/28/2024	Annual	5/28/2025	MY57212015
Rohde & Schwarz	TS-PR18	Pre-Amplifier (1GHz - 18GHz)	3/1/2024	Annual	3/1/2025	102145
Rohde & Schwarz	TS-PR18	Pre-Amplifier (1GHz - 18GHz)	8/14/2024	Annual	8/14/2025	101648
Rohde & Schwarz	FSV40	Signal Analyzer (10Hz-40GHz)	5/29/2024	Annual	5/29/2025	101619
Rohde & Schwarz	ESW44	EMI Test Receiver	5/1/2024	Annual	5/1/2025	101867
Rohde & Schwarz	TS-PR8	Pre-Amplifier (30MHz - 8GHz)	7/3/2024	Annual	7/3/2025	102356
Rohde & Schwarz	TS-PR1840	Pre-Amplifier (18GHz - 40GHz)	6/10/2024	Annual	6/10/2025	100057
Rohde & Schwarz	N9030A	PXA Signal Analyzer	7/11/2024	Annual	7/11/2025	MY49430244
Rohde & Schwarz	HFH2-ZZ	Loop Antenna	6/21/2024	Annual	6/21/2025	100519
Rohde & Schwarz	ENV216	Two-Line V-Network	4/24/2024	Annual	4/24/2025	101364
Schwarzbeck	VULB 9162	Bilog Antenna (30MHz - 6GHz)	4/29/2024	Annual	4/29/2025	00304

**Table 6-1. Test Equipment List**

**Note:**

- For equipment listed above that has a calibration date or calibration due date that falls within the test date range, care was taken to ensure that this equipment was used after the calibration date and before the calibration due date.
- \* denotes passive equipment that have been internally verified/calibrated.

FCC ID: BCGA3355 IC: 579C-A3355		MEASUREMENT REPORT (CERTIFICATION)	Approved by: Technical Manager
Test Report S/N: 1C2410210077-21-R1.BCG	Test Dates: 10/25/2024 - 1/14/2025	EUT Type: Tablet Device	Page 15 of 279

V 10.6 10/27/2023

Unless otherwise specified, no part of this report may be reproduced or utilized in any part, form or by any means, electronic or mechanical, including photocopying and microfilm, without permission in writing from Element Materials Technology. If you have any questions about this or have an enquiry about obtaining additional rights to this report or assembly of contents thereof, please contact [ct.info@element.com](mailto:ct.info@element.com).

## 7.0 TEST RESULTS

### 7.1 Summary


Company Name: Apple Inc.  
 FCC ID: BCGA3355  
 IC: 579C-A3355  
 FCC Classification: Unlicensed National Information Infrastructure (UNII)

FCC Part Section(s)	RSS Section(s)	Test Description	Test Limit	Test Condition	Test Result	Reference
15.407	RSS-Gen [6.7]	26dB Bandwidth	N/A	CONDUCTED	N/A	Section 7.2
15.407(e)	RSS-Gen [6.7]	6dB Bandwidth	>500kHz(5725-5850MHz)		PASS	Section 7.3
2.1049	RSS-Gen [6.7]	Occupied Bandwidth	N/A		N/A	Section 7.2, 7.3
15.407 (a.1.iv), (a.2), (a.3.i)	RSS-247 [6.2]	Maximum Conducted Output Power	Maximum conducted powers must meet the limits detailed in 15.407 (a) (RSS-247 [6.2])		PASS	Section 7.4
15.407 (a.1.iv), (a.2), (a.3.i)	RSS-247 [6.2]	Maximum Power Spectral Density	Maximum power spectral density must meet the limits detailed in 15.407 (a) (RSS-247 [6.2])		PASS	Section 7.5
15.407(h)	RSS-247 [6.3]	Dynamic Frequency Selection	See DFS Test Report	RADIATED	PASS	See DFS Test Report (1C241021007 7-19.BCG)
15.407(b.1), (b.2), (b.3), (b.4)	RSS-247 [6.2]	Undesirable Emissions	Undesirable emissions must meet the limits detailed in 15.407(b) (RSS-247 [6.2])		PASS	Section 7.6
15.205, 15.407(b.1), (b.2), (b.3), (b.4)	RSS-Gen [8.9]	General Field Strength Limits (Restricted Bands and Radiated Emission Limits)	Emissions in restricted bands must meet the radiated limits detailed in 15.209 (RSS-Gen [8.9])		PASS	Section 7.6, 7.7
15.207	RSS-Gen [8.8]	AC Conducted Emissions 150kHz – 30MHz	< FCC 15.207 (RSS-Gen [8.8]) limits	AC LINE CONDUCTED	PASS	Section 7.8

**Table 7-1. Summary of Test Results**

#### Notes:

- All channels, modes, and modulations/data rates were investigated among all UNII bands. The test results shown in the following sections represent the worst case emissions.
- The analyzer plots shown in this section were all taken with a correction table loaded into the analyzer. The correction table was used to account for the losses of the cables and attenuators used as part of the system to connect the EUT to the analyzer at all frequencies of interest.
- All antenna port conducted emissions testing was performed on a test bench with the antenna port of the EUT connected to the spectrum analyzer through calibrated cables and attenuators.
- For conducted spurious emissions, automated test software was used to measure emissions and capture the corresponding plots necessary to show compliance. The measurement software utilized is Element "Conducted Automation," Version 1.1.1.
- For radiated testing, automated test software was used to measure emissions and capture the corresponding plots necessary to show compliance. The measurement software utilized is Element "Chamber Automation," Version 3.1.0.
- Per RSS-247 Section 6.2.3, transmission on channels which overlap the 5600-5650 MHz is prohibited. This device operates under these frequencies only under the control of a certified master device and does not support active scanning on these channels. This device does not transmit any beacons or initiate any transmissions in UNII Bands 2A or 2C.
- 802.11ax OFDMA testing was performed for all signal tone configurations as specified by the 802.11ax standard. Worst case results are determined and reported per the guidance provided at the October 2018 TCB Workshop.
- Only one RU index could be selected at a time so no contiguous or non-contiguous RU's were considered for testing.

FCC ID: BCGA3355 IC: 579C-A3355	 <b>MEASUREMENT REPORT (CERTIFICATION)</b>		Approved by: Technical Manager
Test Report S/N: 1C2410210077-21-R1.BCG	Test Dates: 10/25/2024 - 1/14/2025	EUT Type: Tablet Device	Page 16 of 279

V 10.6 10/27/2023



## 7.2 26dB & 99% Bandwidth Measurement

\$2.1049; \$15.407; RSS-Gen [6.7]

### Test Overview and Limit

The bandwidth at 26dB down from the highest in-band spectral density is measured with a spectrum analyzer connected to the antenna terminal while the EUT is operating at its maximum duty cycle, at its maximum power control level, as defined in ANSI C63.10-2020 and KDB 789033 D02 v02r01, and at the appropriate frequencies. The spectrum analyzer's bandwidth measurement function is configured to measure the 26dB bandwidth.

***The 26dB bandwidth is used to determine the conducted power limits. For ISED the 99% OBW is used.***

### Test Procedure Used

ANSI C63.10-2020 – Section 12.5.2

KDB 789033 D02 v02r01 – Section C

### Test Settings

1. The signal analyzers' automatic bandwidth measurement capability was used to perform the 26dB bandwidth measurement. The "X" dB bandwidth parameter was set to  $X = 26$ . The automatic bandwidth measurement function also has the capability of simultaneously measuring the 99% occupied bandwidth. The bandwidth measurement was not influenced by any intermediate power nulls in the fundamental emission.
2. RBW = in the range of 1% to 5% of the emission bandwidth
3.  $VBW \geq 3 \times RBW$
4. Detector = Peak
5. Trace mode = max hold

### Test Setup


The EUT and measurement equipment were set up as shown in the diagram below.



**Figure 7-1. Test Instrument & Measurement Setup**

### Test Notes

1. All antenna configs were investigated and only the worst case is reported.
2. All RU's were investigated and only worst case partially-loaded and fully-loaded RU's were reported
3. Low, mid, and high channels were tested and tabular data has been reported. Only worst case channel bandwidth plots have been reported.


FCC ID: BCGA3355 IC: 579C-A3355		MEASUREMENT REPORT (CERTIFICATION)	Approved by: Technical Manager
Test Report S/N: 1C2410210077-21-R1.BCG	Test Dates: 10/25/2024 - 1/14/2025	EUT Type: Tablet Device	Page 17 of 279

V 10.6 10/27/2023

## 7.2.1 Antenna 3c 26dB & 99% Bandwidth Measurements

	Frequency [MHz]	Channel	802.11 MODE	RU Size	RU Index	Data Rate [Mbps]	Measured 99% Occupied Bandwidth [MHz]	Measured 26dB Bandwidth [MHz]
Band 1	5180	36	ax (20MHz)	26	0	12.5/14.7 (MCS11)	18.28	19.93
				26	4	12.5/14.7 (MCS11)	17.36	19.21
				26	8	12.5/14.7 (MCS11)	18.50	20.22
	5200	40	ax (20MHz)	26	0	12.5/14.7 (MCS11)	18.29	19.99
				26	4	12.5/14.7 (MCS11)	17.39	19.14
				26	8	12.5/14.7 (MCS11)	18.41	20.24
	5240	48	ax (20MHz)	26	0	12.5/14.7 (MCS11)	18.34	19.78
				26	4	12.5/14.7 (MCS11)	17.33	19.17
				26	8	12.5/14.7 (MCS11)	18.54	20.47
	5190	38	ax (40MHz)	26	0	12.5/14.7 (MCS11)	18.35	20.27
				26	8	12.5/14.7 (MCS11)	19.75	21.93
				26	17	12.5/14.7 (MCS11)	18.35	20.93
	5230	46	ax (40MHz)	26	0	12.5/14.7 (MCS11)	18.43	20.10
				26	8	12.5/14.7 (MCS11)	19.61	21.78
				26	17	12.5/14.7 (MCS11)	18.62	21.09
	5210	42	ax (80MHz)	26	0	12.5/14.7 (MCS11)	18.17	19.45
				26	18	12.5/14.7 (MCS11)	37.70	39.76
				26	36	12.5/14.7 (MCS11)	19.40	20.98

Table 7-2. Conducted BW Measurements Antenna 3c (RU26)

FCC ID: BCGA3355 IC: 579C-A3355	 <b>MEASUREMENT REPORT (CERTIFICATION)</b>		Approved by: Technical Manager
Test Report S/N: 1C2410210077-21-R1.BCG	Test Dates: 10/25/2024 - 1/14/2025	EUT Type: Tablet Device	Page 18 of 279


V 10.6 10/27/2023

Unless otherwise specified, no part of this report may be reproduced or utilized in any part, form or by any means, electronic or mechanical, including photocopying and microfilm, without permission in writing from Element Materials Technology. If you have any questions about this or have an enquiry about obtaining additional rights to this report or assembly of contents thereof, please contact [ct.info@element.com](mailto:ct.info@element.com).

	Frequency [MHz]	Channel	802.11 MODE	RU Size	RU Index	Data Rate [Mbps]	Measured 99% Occupied Bandwidth [MHz]	Measured 26dB Bandwidth [MHz]
Band 2A	5260	52	ax (20MHz)	52	37	25/29.4 (MCS11)	18.15	19.88
				52	38	25/29.4 (MCS11)	17.46	19.70
				52	40	25/29.4 (MCS11)	18.53	20.71
	5280	60	ax (20MHz)	52	37	25/29.4 (MCS11)	18.17	20.17
				52	38	25/29.4 (MCS11)	17.45	20.01
				52	40	25/29.4 (MCS11)	18.49	20.80
	5320	64	ax (20MHz)	52	37	25/29.4 (MCS11)	18.18	20.01
				52	38	25/29.4 (MCS11)	17.47	19.80
				52	40	25/29.4 (MCS11)	18.50	20.68
	5270	54	ax (40MHz)	52	37	25/29.4 (MCS11)	18.42	21.68
				52	40	25/29.4 (MCS11)	19.26	24.56
				52	44	25/29.4 (MCS11)	18.56	22.29
	5310	62	ax (40MHz)	52	37	25/29.4 (MCS11)	18.26	21.08
				52	40	25/29.4 (MCS11)	19.31	23.51
				52	44	25/29.4 (MCS11)	18.48	21.62
	5290	58	ax (80MHz)	52	37	25/29.4 (MCS11)	18.04	20.18
				52	44	25/29.4 (MCS11)	19.12	24.84
				52	52	25/29.4 (MCS11)	19.27	22.48
Band 2C	5500	100	ax (20MHz)	52	37	25/29.4 (MCS11)	18.08	19.71
				52	38	25/29.4 (MCS11)	17.46	19.88
				52	40	25/29.4 (MCS11)	18.39	20.67
	5580	116	ax (20MHz)	52	37	25/29.4 (MCS11)	18.20	20.27
				52	38	25/29.4 (MCS11)	17.38	19.84
				52	40	25/29.4 (MCS11)	18.49	20.64
	5720	144	ax (20MHz)	52	37	25/29.4 (MCS11)	18.11	20.11
				52	38	25/29.4 (MCS11)	17.42	19.49
				52	40	25/29.4 (MCS11)	18.36	20.89
	5510	102	ax (40MHz)	52	37	25/29.4 (MCS11)	18.19	21.29
				52	40	25/29.4 (MCS11)	19.29	22.85
				52	44	25/29.4 (MCS11)	18.60	21.56
	5550	110	ax (40MHz)	52	37	25/29.4 (MCS11)	18.25	20.79
				52	40	25/29.4 (MCS11)	19.36	23.29
				52	44	25/29.4 (MCS11)	18.55	21.65
	5710	142	ax (40MHz)	52	37	25/29.4 (MCS11)	18.48	22.01
				52	40	25/29.4 (MCS11)	19.75	23.30
				52	44	25/29.4 (MCS11)	18.41	21.74
	5530	106	ax (80MHz)	52	37	25/29.4 (MCS11)	18.06	20.48
				52	44	25/29.4 (MCS11)	19.14	24.51
				52	52	25/29.4 (MCS11)	19.98	23.59
	*5610	122	ax (80MHz)	52	37	25/29.4 (MCS11)	18.16	21.05
				52	44	25/29.4 (MCS11)	18.54	23.29
				52	52	25/29.4 (MCS11)	19.66	23.61
	5690	138	ax (80MHz)	52	37	25/29.4 (MCS11)	18.13	20.96
				52	44	25/29.4 (MCS11)	19.06	23.63
				52	52	25/29.4 (MCS11)	19.96	22.73

**Table 7-3. Conducted BW Measurements Antenna 3c (RU52)**

\*TDWR channel is not supported for ISED (denoted by a \* next to the frequency)

FCC ID: BCGA3355 IC: 579C-A3355	 <b>MEASUREMENT REPORT (CERTIFICATION)</b>		Approved by: Technical Manager
Test Report S/N: 1C2410210077-21-R1.BCG	Test Dates: 10/25/2024 - 1/14/2025	EUT Type: Tablet Device	Page 19 of 279


V 10.6 10/27/2023

Unless otherwise specified, no part of this report may be reproduced or utilized in any part, form or by any means, electronic or mechanical, including photocopying and microfilm, without permission in writing from Element Materials Technology. If you have any questions about this or have an enquiry about obtaining additional rights to this report or assembly of contents thereof, please contact [ct.info@element.com](mailto:ct.info@element.com).

	Frequency [MHz]	Channel	802.11 MODE	RU Size	RU Index	Data Rate [Mbps]	Measured 99% Occupied Bandwidth [MHz]	Measured 26dB Bandwidth [MHz]
Band 1	5180	36	ax (20MHz)	242	61	135/143.4 (MCS11)	18.98	21.26
	5200	40	ax (20MHz)	242	61	135/143.4 (MCS11)	19.02	21.18
	5240	48	ax (20MHz)	242	61	135/143.4 (MCS11)	19.07	21.17
	5190	38	ax (40MHz)	484	65	271/286.8 (MCS11)	37.89	41.48
	5230	46	ax (40MHz)	484	65	271/286.8 (MCS11)	38.20	62.27
	5210	42	ax (80MHz)	996	67	567/600.5 (MCS11)	76.94	82.29
Band 2A	5260	52	ax (20MHz)	242	61	135/143.4 (MCS11)	19.03	21.16
	5280	60	ax (20MHz)	242	61	135/143.4 (MCS11)	19.04	21.32
	5320	64	ax (20MHz)	242	61	135/143.4 (MCS11)	18.98	21.44
	5270	54	ax (40MHz)	484	65	271/286.8 (MCS11)	38.32	65.25
	5310	62	ax (40MHz)	484	65	271/286.8 (MCS11)	37.98	41.80
	5290	58	ax (80MHz)	996	67	567/600.5 (MCS11)	77.00	81.90
Band 2C	5500	100	ax (20MHz)	242	61	135/143.4 (MCS11)	19.01	21.08
	5580	116	ax (20MHz)	242	61	135/143.4 (MCS11)	19.03	21.05
	5720	144	ax (20MHz)	242	61	135/143.4 (MCS11)	19.07	21.29
	5510	102	ax (40MHz)	484	65	271/286.8 (MCS11)	37.99	41.63
	5550	110	ax (40MHz)	484	65	271/286.8 (MCS11)	37.99	41.69
	5710	142	ax (40MHz)	484	65	271/286.8 (MCS11)	38.30	65.42
	5530	106	ax (80MHz)	996	67	567/600.5 (MCS11)	77.10	81.78
	*5610	122	ax (80MHz)	996	67	567/600.5 (MCS11)	77.24	82.23
	5690	138	ax (80MHz)	996	67	567/600.5 (MCS11)	77.20	99.49

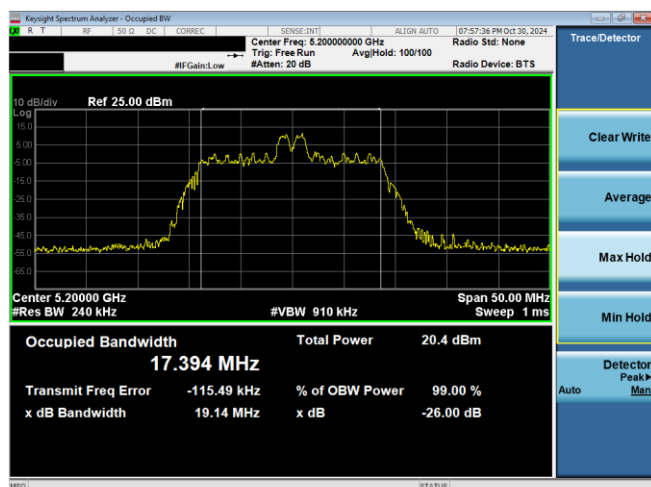
**Table 7-4. Conducted BW Measurements Antenna 3c (Fully – loaded RU)**

\*TDWR channel is not supported for ISSED (denoted by a \* next to the frequency)

FCC ID: BCGA3355 IC: 579C-A3355	 <b>MEASUREMENT REPORT (CERTIFICATION)</b>		Approved by: Technical Manager
Test Report S/N: 1C2410210077-21-R1.BCG	Test Dates: 10/25/2024 - 1/14/2025	EUT Type: Tablet Device	Page 20 of 279

V 10.6 10/27/2023


Unless otherwise specified, no part of this report may be reproduced or utilized in any part, form or by any means, electronic or mechanical, including photocopying and microfilm, without permission in writing from Element Materials Technology. If you have any questions about this or have an enquiry about obtaining additional rights to this report or assembly of contents thereof, please contact [ct.info@element.com](mailto:ct.info@element.com).



Plot 7-1. 26dB BW & 99% OBW Antenna 3c (20MHz BW 11ax Index 4 – RU26 – Ch.40)



Plot 7-2. 26dB BW & 99% OBW Antenna 3c (20MHz BW 11ax– RU242 – Ch.116)

FCC ID: BCGA3355 IC: 579C-A3355		MEASUREMENT REPORT (CERTIFICATION)	Approved by: Technical Manager
Test Report S/N: 1C2410210077-21-R1.BCG	Test Dates: 10/25/2024 - 1/14/2025	EUT Type: Tablet Device	Page 21 of 279


V 10.6 10/27/2023

Unless otherwise specified, no part of this report may be reproduced or utilized in any part, form or by any means, electronic or mechanical, including photocopying and microfilm, without permission in writing from Element Materials Technology. If you have any questions about this or have an enquiry about obtaining additional rights to this report or assembly of contents thereof, please contact [ct.info@element.com](mailto:ct.info@element.com).

### 7.2.3 Antenna 3a 26dB & 99% Bandwidth Measurements

	Frequency [MHz]	Channel	802.11 MODE	RU Size	RU Index	Data Rate [Mbps]	Measured 99% Occupied Bandwidth [MHz]	Measured 26dB Bandwidth [MHz]
Band 1	5180	36	ax (20MHz)	26	0	12.5/14.7 (MCS11)	18.26	19.62
				26	4	12.5/14.7 (MCS11)	17.36	18.99
				26	8	12.5/14.7 (MCS11)	18.50	20.44
	5200	40	ax (20MHz)	26	0	12.5/14.7 (MCS11)	18.33	19.87
				26	4	12.5/14.7 (MCS11)	17.30	19.24
				26	8	12.5/14.7 (MCS11)	18.53	20.31
	5240	48	ax (20MHz)	26	0	12.5/14.7 (MCS11)	18.28	19.90
				26	4	12.5/14.7 (MCS11)	17.40	19.14
				26	8	12.5/14.7 (MCS11)	18.41	20.38
	5190	38	ax (40MHz)	26	0	12.5/14.7 (MCS11)	18.49	19.88
				26	8	12.5/14.7 (MCS11)	19.70	21.07
				26	17	12.5/14.7 (MCS11)	18.55	21.24
	5230	46	ax (40MHz)	26	0	12.5/14.7 (MCS11)	18.49	20.76
				26	8	12.5/14.7 (MCS11)	19.73	21.88
				26	17	12.5/14.7 (MCS11)	18.38	19.87
	5210	42	ax (80MHz)	26	0	12.5/14.7 (MCS11)	18.17	19.81
				26	18	12.5/14.7 (MCS11)	37.59	39.88
				26	36	12.5/14.7 (MCS11)	19.53	21.42

Table 7-5. Conducted BW Measurements Antenna 3a (RU26)

FCC ID: BCGA3355 IC: 579C-A3355	 <b>MEASUREMENT REPORT (CERTIFICATION)</b>		Approved by: Technical Manager
Test Report S/N: 1C2410210077-21-R1.BCG	Test Dates: 10/25/2024 - 1/14/2025	EUT Type: Tablet Device	Page 22 of 279


V 10.6 10/27/2023

Unless otherwise specified, no part of this report may be reproduced or utilized in any part, form or by any means, electronic or mechanical, including photocopying and microfilm, without permission in writing from Element Materials Technology. If you have any questions about this or have an enquiry about obtaining additional rights to this report or assembly of contents thereof, please contact [ct.info@element.com](mailto:ct.info@element.com).

	Frequency [MHz]	Channel	802.11 MODE	RU Size	RU Index	Data Rate [Mbps]	Measured 99% Occupied Bandwidth [MHz]	Measured 26dB Bandwidth [MHz]
Band 2A	5260	52	ax (20MHz)	52	37	25/29.4 (MCS11)	18.17	20.19
				52	38	25/29.4 (MCS11)	17.37	19.87
				52	40	25/29.4 (MCS11)	18.45	20.82
	5280	60	ax (20MHz)	52	37	25/29.4 (MCS11)	18.21	20.21
				52	38	25/29.4 (MCS11)	17.44	19.69
				52	40	25/29.4 (MCS11)	18.41	20.64
	5320	64	ax (20MHz)	52	37	25/29.4 (MCS11)	18.19	20.17
				52	38	25/29.4 (MCS11)	17.34	19.06
				52	40	25/29.4 (MCS11)	18.45	20.61
	5270	54	ax (40MHz)	52	37	25/29.4 (MCS11)	18.29	21.95
				52	40	25/29.4 (MCS11)	19.27	23.27
				52	44	25/29.4 (MCS11)	18.39	21.71
	5310	62	ax (40MHz)	52	37	25/29.4 (MCS11)	18.32	21.76
				52	40	25/29.4 (MCS11)	19.38	22.98
				52	44	25/29.4 (MCS11)	18.54	22.43
	5290	58	ax (80MHz)	52	37	25/29.4 (MCS11)	18.15	19.80
				52	44	25/29.4 (MCS11)	18.71	25.04
				52	52	25/29.4 (MCS11)	19.95	23.18
Band 2C	5500	100	ax (20MHz)	52	37	25/29.4 (MCS11)	18.15	19.94
				52	38	25/29.4 (MCS11)	17.39	19.94
				52	40	25/29.4 (MCS11)	18.52	20.77
	5580	116	ax (20MHz)	52	37	25/29.4 (MCS11)	18.20	20.18
				52	38	25/29.4 (MCS11)	17.46	19.71
				52	40	25/29.4 (MCS11)	18.39	20.76
	5720	144	ax (20MHz)	52	37	25/29.4 (MCS11)	18.22	20.09
				52	38	25/29.4 (MCS11)	17.38	19.88
				52	40	25/29.4 (MCS11)	18.53	20.90
	5510	102	ax (40MHz)	52	37	25/29.4 (MCS11)	18.39	21.51
				52	40	25/29.4 (MCS11)	19.40	22.88
				52	44	25/29.4 (MCS11)	18.37	21.40
	5550	110	ax (40MHz)	52	37	25/29.4 (MCS11)	18.33	20.53
				52	40	25/29.4 (MCS11)	19.34	23.86
				52	44	25/29.4 (MCS11)	18.70	22.34
	5710	142	ax (40MHz)	52	37	25/29.4 (MCS11)	18.13	20.78
				52	40	25/29.4 (MCS11)	19.42	22.74
				52	44	25/29.4 (MCS11)	18.79	22.82
	5530	106	ax (80MHz)	52	37	25/29.4 (MCS11)	18.10	20.46
				52	44	25/29.4 (MCS11)	18.81	22.92
				52	52	25/29.4 (MCS11)	19.85	24.10
	*5610	122	ax (80MHz)	52	37	25/29.4 (MCS11)	18.07	20.31
				52	44	25/29.4 (MCS11)	18.86	24.54
				52	52	25/29.4 (MCS11)	20.08	22.55
	5690	138	ax (80MHz)	52	37	25/29.4 (MCS11)	18.09	20.47
				52	44	25/29.4 (MCS11)	19.83	24.05
				52	52	25/29.4 (MCS11)	20.51	22.99

**Table 7-6. Conducted BW Measurements Antenna 3a (RU52)**

\*TDWR channel is not supported for ISED (denoted by a \* next to the frequency)

FCC ID: BCGA3355 IC: 579C-A3355	 <b>MEASUREMENT REPORT (CERTIFICATION)</b>		Approved by: Technical Manager
Test Report S/N: 1C2410210077-21-R1.BCG	Test Dates: 10/25/2024 - 1/14/2025	EUT Type: Tablet Device	Page 23 of 279


V 10.6 10/27/2023



	Frequency [MHz]	Channel	802.11 MODE	RU Size	RU Index	Data Rate [Mbps]	Measured 99% Occupied Bandwidth [MHz]	Measured 26dB Bandwidth [MHz]
Band 1	5180	36	ax (20MHz)	242	61	135/143.4 (MCS11)	19.00	21.13
	5200	40	ax (20MHz)	242	61	135/143.4 (MCS11)	19.15	26.57
	5240	48	ax (20MHz)	242	61	135/143.4 (MCS11)	19.17	21.31
	5190	38	ax (40MHz)	484	65	271/286.8 (MCS11)	37.98	41.73
	5230	46	ax (40MHz)	484	65	271/286.8 (MCS11)	38.59	68.61
	5210	42	ax (80MHz)	996	67	567/600.5 (MCS11)	77.29	82.22
Band 2A	5260	52	ax (20MHz)	242	61	135/143.4 (MCS11)	19.08	21.29
	5280	60	ax (20MHz)	242	61	135/143.4 (MCS11)	19.11	24.40
	5320	64	ax (20MHz)	242	61	135/143.4 (MCS11)	19.00	21.16
	5270	54	ax (40MHz)	484	65	271/286.8 (MCS11)	38.47	68.46
	5310	62	ax (40MHz)	484	65	271/286.8 (MCS11)	37.94	41.74
	5290	58	ax (80MHz)	996	67	567/600.5 (MCS11)	76.91	81.50
Band 2C	5500	100	ax (20MHz)	242	61	135/143.4 (MCS11)	18.99	21.10
	5580	116	ax (20MHz)	242	61	135/143.4 (MCS11)	19.10	24.24
	5720	144	ax (20MHz)	242	61	135/143.4 (MCS11)	19.10	21.25
	5510	102	ax (40MHz)	484	65	271/286.8 (MCS11)	37.95	41.80
	5550	110	ax (40MHz)	484	65	271/286.8 (MCS11)	38.18	42.22
	5710	142	ax (40MHz)	484	65	271/286.8 (MCS11)	38.42	68.54
	5530	106	ax (80MHz)	996	67	567/600.5 (MCS11)	77.11	81.62
	*5610	122	ax (80MHz)	996	67	567/600.5 (MCS11)	76.99	82.10
	5690	138	ax (80MHz)	996	67	567/600.5 (MCS11)	77.42	100.05

**Table 7-7. Conducted BW Measurements Antenna 3a (Fully – loaded RU)**

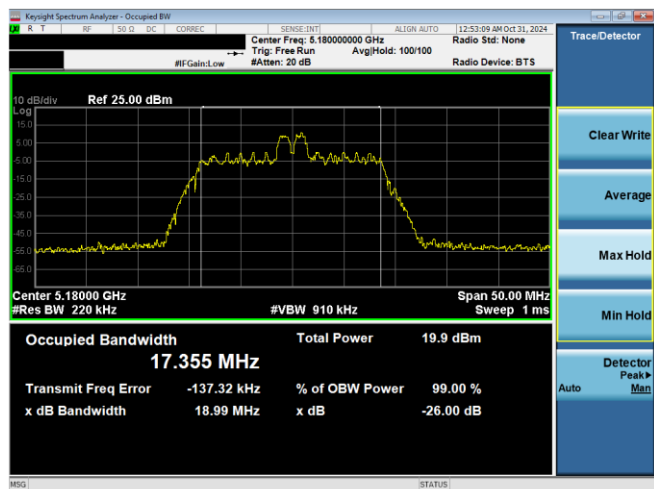
\*TDWR channel is not supported for ISSED (denoted by a \* next to the frequency)

FCC ID: BCGA3355 IC: 579C-A3355	 <b>MEASUREMENT REPORT (CERTIFICATION)</b>		Approved by: Technical Manager
Test Report S/N: 1C2410210077-21-R1.BCG	Test Dates: 10/25/2024 - 1/14/2025	EUT Type: Tablet Device	Page 24 of 279

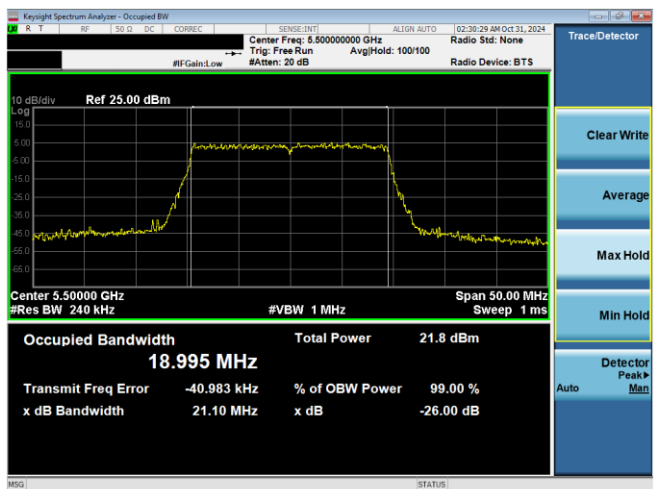
V 10.6 10/27/2023

Unless otherwise specified, no part of this report may be reproduced or utilized in any part, form or by any means, electronic or mechanical, including photocopying and microfilm, without permission in writing from Element Materials Technology. If you have any questions about this or have an enquiry about obtaining additional rights to this report or assembly of contents thereof, please contact [ct.info@element.com](mailto:ct.info@element.com).






Plot 7-3. 26dB BW & 99% OBW Antenna 3a (20MHz BW 11ax Index 4 – RU26 – Ch.36)



Plot 7-4. 26dB BW & 99% OBW Antenna 3a (20MHz BW 11ax– RU242 – Ch.100)

FCC ID: BCGA3355 IC: 579C-A3355	 MEASUREMENT REPORT (CERTIFICATION)		Approved by: Technical Manager
Test Report S/N: 1C2410210077-21-R1.BCG	Test Dates: 10/25/2024 - 1/14/2025	EUT Type: Tablet Device	Page 25 of 279


V 10.6 10/27/2023

Unless otherwise specified, no part of this report may be reproduced or utilized in any part, form or by any means, electronic or mechanical, including photocopying and microfilm, without permission in writing from Element Materials Technology. If you have any questions about this or have an enquiry about obtaining additional rights to this report or assembly of contents thereof, please contact [ct.info@element.com](mailto:ct.info@element.com).

## 7.2.4 Antenna 1b 26dB & 99% Bandwidth Measurements

	Frequency [MHz]	Channel	802.11 MODE	RU Size	RU Index	Data Rate [Mbps]	Measured 99% Occupied Bandwidth [MHz]	Measured 26dB Bandwidth [MHz]
Band 1	5180	36	ax (20MHz)	26	0	12.5/14.7 (MCS11)	18.36	19.80
				26	4	12.5/14.7 (MCS11)	17.39	19.16
				26	8	12.5/14.7 (MCS11)	18.43	20.45
	5200	40	ax (20MHz)	26	0	12.5/14.7 (MCS11)	18.31	19.95
				26	4	12.5/14.7 (MCS11)	17.34	19.23
				26	8	12.5/14.7 (MCS11)	18.48	20.39
	5240	48	ax (20MHz)	26	0	12.5/14.7 (MCS11)	18.19	19.63
				26	4	12.5/14.7 (MCS11)	17.38	19.36
				26	8	12.5/14.7 (MCS11)	18.58	20.60
	5190	38	ax (40MHz)	26	0	12.5/14.7 (MCS11)	18.41	20.42
				26	8	12.5/14.7 (MCS11)	20.11	21.71
				26	17	12.5/14.7 (MCS11)	18.34	20.59
	5230	46	ax (40MHz)	26	0	12.5/14.7 (MCS11)	18.39	20.39
				26	8	12.5/14.7 (MCS11)	19.66	22.26
				26	17	12.5/14.7 (MCS11)	18.33	20.12
	5210	42	ax (80MHz)	26	0	12.5/14.7 (MCS11)	18.12	19.70
				26	18	12.5/14.7 (MCS11)	37.29	39.79
				26	36	12.5/14.7 (MCS11)	19.66	21.86

Table 7-8. Conducted BW Measurements Antenna 1b (RU26)


FCC ID: BCGA3355 IC: 579C-A3355	 <b>MEASUREMENT REPORT (CERTIFICATION)</b>		Approved by: Technical Manager
Test Report S/N: 1C2410210077-21-R1.BCG	Test Dates: 10/25/2024 - 1/14/2025	EUT Type: Tablet Device	Page 26 of 279

V 10.6 10/27/2023

Unless otherwise specified, no part of this report may be reproduced or utilized in any part, form or by any means, electronic or mechanical, including photocopying and microfilm, without permission in writing from Element Materials Technology. If you have any questions about this or have an enquiry about obtaining additional rights to this report or assembly of contents thereof, please contact [ct.info@element.com](mailto:ct.info@element.com).

	Frequency [MHz]	Channel	802.11 MODE	RU Size	RU Index	Data Rate [Mbps]	Measured 99% Occupied Bandwidth [MHz]	Measured 26dB Bandwidth [MHz]
Band 2A	5260	52	ax (20MHz)	52	37	25/29.4 (MCS11)	18.21	20.13
				52	38	25/29.4 (MCS11)	17.45	19.89
				52	40	25/29.4 (MCS11)	18.41	20.50
	5280	60	ax (20MHz)	52	37	25/29.4 (MCS11)	18.27	19.97
				52	38	25/29.4 (MCS11)	17.44	19.75
				52	40	25/29.4 (MCS11)	18.38	20.78
	5320	64	ax (20MHz)	52	37	25/29.4 (MCS11)	18.14	20.20
				52	38	25/29.4 (MCS11)	17.41	20.08
				52	40	25/29.4 (MCS11)	18.44	20.60
	5270	54	ax (40MHz)	52	37	25/29.4 (MCS11)	18.30	20.94
				52	40	25/29.4 (MCS11)	19.31	22.22
				52	44	25/29.4 (MCS11)	18.53	22.57
	5310	62	ax (40MHz)	52	37	25/29.4 (MCS11)	18.14	21.25
				52	40	25/29.4 (MCS11)	19.66	22.67
				52	44	25/29.4 (MCS11)	18.77	22.27
	5290	58	ax (80MHz)	52	37	25/29.4 (MCS11)	18.13	21.08
				52	44	25/29.4 (MCS11)	18.92	24.74
				52	52	25/29.4 (MCS11)	19.86	23.32
Band 2C	5500	100	ax (20MHz)	52	37	25/29.4 (MCS11)	18.19	20.12
				52	38	25/29.4 (MCS11)	17.37	19.39
				52	40	25/29.4 (MCS11)	18.42	20.61
	5580	116	ax (20MHz)	52	37	25/29.4 (MCS11)	18.21	20.33
				52	38	25/29.4 (MCS11)	17.48	19.82
				52	40	25/29.4 (MCS11)	18.40	20.71
	5720	144	ax (20MHz)	52	37	25/29.4 (MCS11)	18.23	20.03
				52	38	25/29.4 (MCS11)	17.50	19.98
				52	40	25/29.4 (MCS11)	18.40	20.69
	5510	102	ax (40MHz)	52	37	25/29.4 (MCS11)	18.27	21.23
				52	40	25/29.4 (MCS11)	19.32	21.64
				52	44	25/29.4 (MCS11)	18.30	22.38
	5550	110	ax (40MHz)	52	37	25/29.4 (MCS11)	18.27	21.32
				52	40	25/29.4 (MCS11)	19.48	23.76
				52	44	25/29.4 (MCS11)	18.56	22.24
	5710	142	ax (40MHz)	52	37	25/29.4 (MCS11)	18.32	20.70
				52	40	25/29.4 (MCS11)	19.21	23.26
				52	44	25/29.4 (MCS11)	18.53	22.88
	5530	106	ax (80MHz)	52	37	25/29.4 (MCS11)	18.17	20.51
				52	44	25/29.4 (MCS11)	18.75	23.90
				52	52	25/29.4 (MCS11)	19.51	22.84
	5610	122	ax (80MHz)	52	37	25/29.4 (MCS11)	18.06	20.87
				52	44	25/29.4 (MCS11)	19.01	24.07
				52	52	25/29.4 (MCS11)	20.12	23.41
	5690	138	ax (80MHz)	52	37	25/29.4 (MCS11)	18.09	20.14
				52	44	25/29.4 (MCS11)	19.28	24.39
				52	52	25/29.4 (MCS11)	19.73	23.23

**Table 7-9. Conducted BW Measurements Antenna 1b (RU52)**


FCC ID: BCGA3355 IC: 579C-A3355	 <b>MEASUREMENT REPORT (CERTIFICATION)</b>		Approved by: Technical Manager
Test Report S/N: 1C2410210077-21-R1.BCG	Test Dates: 10/25/2024 - 1/14/2025	EUT Type: Tablet Device	Page 27 of 279

V 10.6 10/27/2023

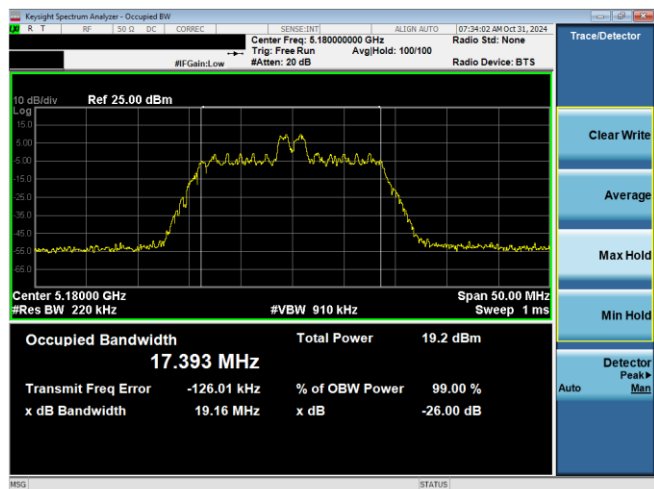
Unless otherwise specified, no part of this report may be reproduced or utilized in any part, form or by any means, electronic or mechanical, including photocopying and microfilm, without permission in writing from Element Materials Technology. If you have any questions about this or have an enquiry about obtaining additional rights to this report or assembly of contents thereof, please contact [ct.info@element.com](mailto:ct.info@element.com).

	Frequency [MHz]	Channel	802.11 MODE	RU Size	RU Index	Data Rate [Mbps]	Measured 99% Occupied Bandwidth [MHz]	Measured 26dB Bandwidth [MHz]
Band 1	5180	36	ax (20MHz)	242	61	135/143.4 (MCS11)	19.02	21.12
	5200	40	ax (20MHz)	242	61	135/143.4 (MCS11)	19.09	27.84
	5240	48	ax (20MHz)	242	61	135/143.4 (MCS11)	19.07	24.06
	5190	38	ax (40MHz)	484	65	271/286.8 (MCS11)	37.82	41.92
	5230	46	ax (40MHz)	484	65	271/286.8 (MCS11)	38.45	68.04
	5210	42	ax (80MHz)	996	67	567/600.5 (MCS11)	77.08	81.87
Band 2A	5260	52	ax (20MHz)	242	61	135/143.4 (MCS11)	19.08	21.13
	5280	60	ax (20MHz)	242	61	135/143.4 (MCS11)	19.10	23.80
	5320	64	ax (20MHz)	242	61	135/143.4 (MCS11)	18.99	21.27
	5270	54	ax (40MHz)	484	65	271/286.8 (MCS11)	38.36	68.47
	5310	62	ax (40MHz)	484	65	271/286.8 (MCS11)	37.97	41.45
	5290	58	ax (80MHz)	996	67	567/600.5 (MCS11)	77.24	82.08
Band 2C	5500	100	ax (20MHz)	242	61	135/143.4 (MCS11)	19.00	21.34
	5580	116	ax (20MHz)	242	61	135/143.4 (MCS11)	19.08	21.01
	5720	144	ax (20MHz)	242	61	135/143.4 (MCS11)	19.07	24.28
	5510	102	ax (40MHz)	484	65	271/286.8 (MCS11)	37.94	41.46
	5550	110	ax (40MHz)	484	65	271/286.8 (MCS11)	38.14	46.19
	5710	142	ax (40MHz)	484	65	271/286.8 (MCS11)	38.51	68.65
	5530	106	ax (80MHz)	996	67	567/600.5 (MCS11)	77.08	82.00
	5610	122	ax (80MHz)	996	67	567/600.5 (MCS11)	77.12	81.94
	5690	138	ax (80MHz)	996	67	567/600.5 (MCS11)	77.62	99.79

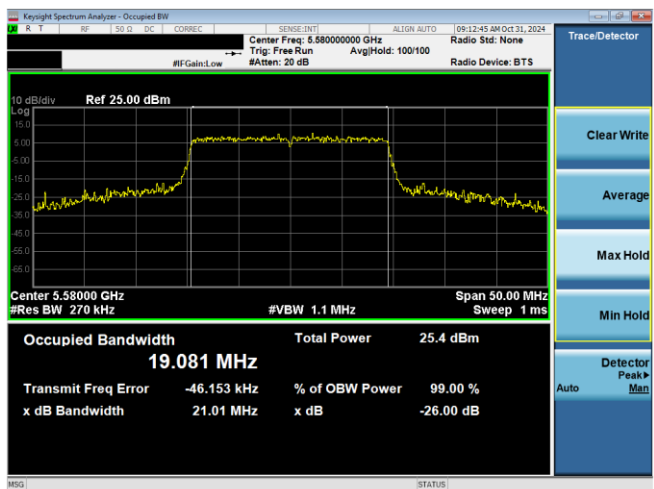
**Table 7-10. Conducted BW Measurements Antenna 1b (Fully – loaded RU)**

FCC ID: BCGA3355 IC: 579C-A3355	 <b>MEASUREMENT REPORT (CERTIFICATION)</b>		Approved by: Technical Manager
Test Report S/N: 1C2410210077-21-R1.BCG	Test Dates: 10/25/2024 - 1/14/2025	EUT Type: Tablet Device	Page 28 of 279

V 10.6 10/27/2023



Plot 7-5. 26dB BW & 99% OBW Antenna 1b (20MHz BW 11ax Index 4 – RU26 – Ch.36)



Plot 7-6. 26dB BW & 99% OBW Antenna 1b (20MHz BW 11ax– RU242 – Ch.116)

FCC ID: BCGA3355 IC: 579C-A3355	element MEASUREMENT REPORT (CERTIFICATION)		Approved by: Technical Manager
Test Report S/N: 1C2410210077-21-R1.BCG	Test Dates: 10/25/2024 - 1/14/2025	EUT Type: Tablet Device	Page 29 of 279

V 10.6 10/27/2023

Unless otherwise specified, no part of this report may be reproduced or utilized in any part, form or by any means, electronic or mechanical, including photocopying and microfilm, without permission in writing from Element Materials Technology. If you have any questions about this or have an enquiry about obtaining additional rights to this report or assembly of contents thereof, please contact [ct.info@element.com](mailto:ct.info@element.com).

### 7.3 6dB & 99% Bandwidth Measurement

§2.1049; §15.407 (e); RSS-Gen [6.7]

#### Test Overview and Limit

The bandwidth at 6dB down from the highest in-band spectral density is measured with a spectrum analyzer connected to the antenna terminal while the EUT is operating at its maximum duty cycle, at its maximum power control level, as defined in ANSI C63.10-2020 and KDB 789033 D02 v02r01, and at the appropriate frequencies. The spectrum analyzer's bandwidth measurement function is configured to measure the 6dB bandwidth.

***In the 5.725 – 5.850GHz band, the 6dB bandwidth must be  $\geq 500$  kHz.***

#### Test Procedure Used

ANSI C63.10-2020 – Section 12.5.1

KDB 789033 D02 v02r01 – Section C

#### Test Settings

1. The signal analyzers' automatic bandwidth measurement capability was used to perform the 6dB bandwidth measurement. The "X" dB bandwidth parameter was set to  $X = 6$ . The automatic bandwidth measurement function also has the capability of simultaneously measuring the 99% occupied bandwidth. The bandwidth measurement was not influenced by any intermediate power nulls in the fundamental emission.
2. RBW = 100 kHz
3. VBW  $\geq 3 \times$  RBW
4. Detector = Peak
5. Trace mode = max hold
6. Sweep = auto couple

#### Test Setup

The EUT and measurement equipment were set up as shown in the diagram below.



**Figure 7-2. Test Instrument & Measurement Setup**

#### Test Notes

1. All antenna configurations were investigated and only the worst case is reported
2. All RU's were investigated and only worst case partially-loaded and fully-loaded RU's were reported.
3. Low, mid, and high channels were tested and tabular data has been reported. Only worst case channel bandwidth plots have been reported.

FCC ID: BCGA3355 IC: 579C-A3355		MEASUREMENT REPORT (CERTIFICATION)	Approved by: Technical Manager
Test Report S/N: 1C2410210077-21-R1.BCG	Test Dates: 10/25/2024 - 1/14/2025	EUT Type: Tablet Device	Page 30 of 279

V 10.6 10/27/2023

### 7.3.1 Antenna 3c 6dB & 99% Bandwidth Measurements

	Frequency [MHz]	Channel	802.11 MODE	RU Size	RU Index	Data Rate [Mbps]	Measured 99% Occupied Bandwidth [MHz]	Measured 6dB Bandwidth [MHz]	Minimum 6dB Bandwidth [MHz]	Pass / Fail
Band 3	5745	149	ax (20MHz)	26	0	12.5/14.7 (MCS11)	18.13	2.11	0.50	Pass
				26	4	12.5/14.7 (MCS11)	17.28	2.70	0.50	Pass
				26	8	12.5/14.7 (MCS11)	18.35	2.07	0.50	Pass
	5785	157	ax (20MHz)	26	0	12.5/14.7 (MCS11)	18.10	2.08	0.50	Pass
				26	4	12.5/14.7 (MCS11)	17.29	2.69	0.50	Pass
				26	8	12.5/14.7 (MCS11)	18.35	2.12	0.50	Pass
	5825	165	ax (20MHz)	26	0	12.5/14.7 (MCS11)	18.14	2.10	0.50	Pass
				26	4	12.5/14.7 (MCS11)	17.29	2.71	0.50	Pass
				26	8	12.5/14.7 (MCS11)	18.34	2.13	0.50	Pass
	5755	151	ax (40MHz)	26	0	12.5/14.7 (MCS11)	17.99	2.15	0.50	Pass
				26	8	12.5/14.7 (MCS11)	18.66	2.13	0.50	Pass
				26	17	12.5/14.7 (MCS11)	17.96	2.13	0.50	Pass
	5795	159	ax (40MHz)	26	0	12.5/14.7 (MCS11)	17.88	2.15	0.50	Pass
				26	8	12.5/14.7 (MCS11)	18.80	2.17	0.50	Pass
				26	17	12.5/14.7 (MCS11)	17.98	2.16	0.50	Pass
	5775	155	ax (80MHz)	26	0	12.5/14.7 (MCS11)	17.85	2.28	0.50	Pass
				26	18	12.5/14.7 (MCS11)	36.77	2.85	0.50	Pass
				26	36	12.5/14.7 (MCS11)	18.01	2.20	0.50	Pass

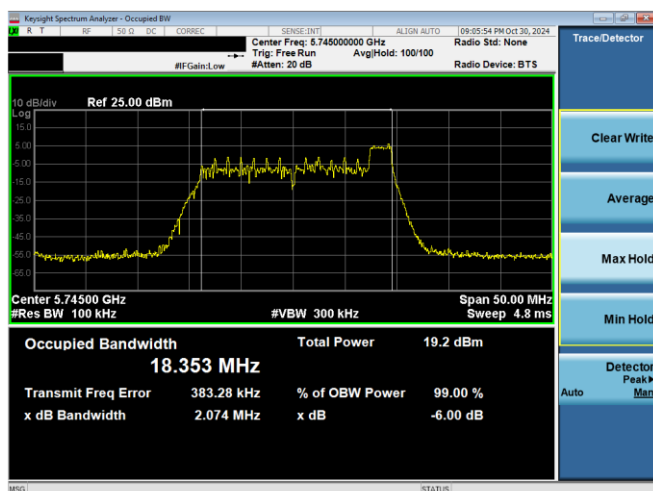
Table 7-11. Conducted Bandwidth Measurements Antenna 3c (RU26)

	Frequency [MHz]	Channel	802.11 MODE	RU Size	RU Index	Data Rate [Mbps]	Measured 99% Occupied Bandwidth [MHz]	Measured 6dB Bandwidth [MHz]	Minimum 6dB Bandwidth [MHz]	Pass / Fail
Band 3	5745	149	ax (20MHz)	242	61	135/143.4 (MCS11)	18.98	19.12	0.50	Pass
	5785	157	ax (20MHz)	242	61	135/143.4 (MCS11)	18.96	19.03	0.50	Pass
	5825	165	ax (20MHz)	242	61	135/143.4 (MCS11)	19.00	19.08	0.50	Pass
	5755	151	ax (40MHz)	484	65	271/286.8 (MCS11)	37.85	38.12	0.50	Pass
	5795	159	ax (40MHz)	484	65	271/286.8 (MCS11)	37.94	38.19	0.50	Pass
	5775	155	ax (80MHz)	996	67	567/600.5 (MCS11)	76.86	77.22	0.50	Pass

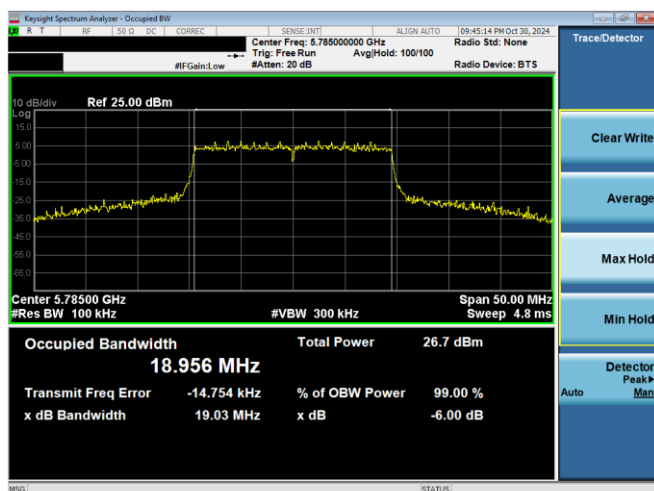
Table 7-12. Conducted Bandwidth Measurements Antenna 3c (Fully- loaded RU)

FCC ID: BCGA3355 IC: 579C-A3355		MEASUREMENT REPORT (CERTIFICATION)	Approved by: Technical Manager
Test Report S/N: 1C2410210077-21-R1.BCG	Test Dates: 10/25/2024 - 1/14/2025	EUT Type: Tablet Device	Page 31 of 279

V 10.6 10/27/2023



Plot 7-7. 6dB BW & 99% OBW Antenna 3c (20MHz BW 11ax Index 8 – RU26 – Ch.149)



Plot 7-8. 6dB BW & 99% OBW Antenna 3c (20MHz BW 11ax– RU242 – Ch.157)

FCC ID: BCGA3355 IC: 579C-A3355		MEASUREMENT REPORT (CERTIFICATION)	Approved by: Technical Manager
Test Report S/N: 1C2410210077-21-R1.BCG	Test Dates: 10/25/2024 - 1/14/2025	EUT Type: Tablet Device	Page 32 of 279

V 10.6 10/27/2023



### 7.3.2 Antenna 3a 6dB & 99% Bandwidth Measurements

	Frequency [MHz]	Channel	802.11 MODE	RU Size	RU Index	Data Rate [Mbps]	Measured 99% Occupied Bandwidth [MHz]	Measured 6dB Bandwidth [MHz]	Minimum 6dB Bandwidth [MHz]	Pass / Fail
Band 3	5745	149	ax (20MHz)	26	0	12.5/14.7 (MCS11)	18.10	2.12	0.50	Pass
				26	4	12.5/14.7 (MCS11)	17.29	2.72	0.50	Pass
				26	8	12.5/14.7 (MCS11)	18.34	2.07	0.50	Pass
	5785	157	ax (20MHz)	26	0	12.5/14.7 (MCS11)	18.14	2.11	0.50	Pass
				26	4	12.5/14.7 (MCS11)	17.30	2.72	0.50	Pass
				26	8	12.5/14.7 (MCS11)	18.32	2.09	0.50	Pass
	5825	165	ax (20MHz)	26	0	12.5/14.7 (MCS11)	18.12	2.11	0.50	Pass
				26	4	12.5/14.7 (MCS11)	17.26	2.70	0.50	Pass
				26	8	12.5/14.7 (MCS11)	18.31	2.09	0.50	Pass
	5755	151	ax (40MHz)	26	0	12.5/14.7 (MCS11)	17.97	2.16	0.50	Pass
				26	8	12.5/14.7 (MCS11)	18.75	2.14	0.50	Pass
				26	17	12.5/14.7 (MCS11)	17.94	2.10	0.50	Pass
	5795	159	ax (40MHz)	26	0	12.5/14.7 (MCS11)	17.94	2.12	0.50	Pass
				26	8	12.5/14.7 (MCS11)	18.72	2.10	0.50	Pass
				26	17	12.5/14.7 (MCS11)	17.98	15.37	0.50	Pass
	5775	155	ax (80MHz)	26	0	12.5/14.7 (MCS11)	17.86	2.28	0.50	Pass
				26	18	12.5/14.7 (MCS11)	36.85	2.90	0.50	Pass
				26	36	12.5/14.7 (MCS11)	18.00	2.28	0.50	Pass

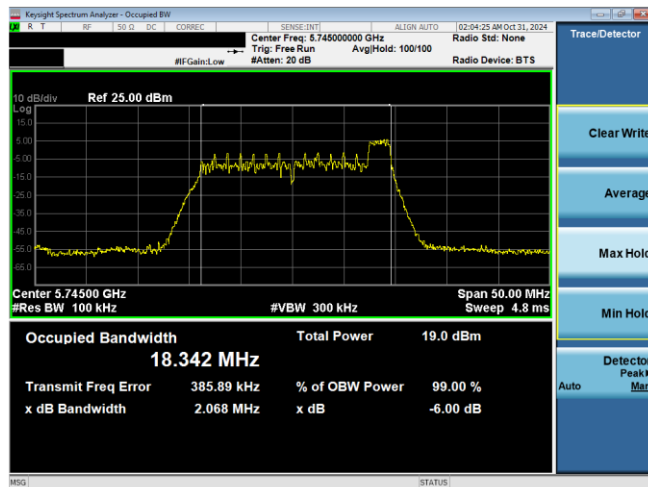
Table 7-13. Conducted Bandwidth Measurements Antenna 3a (RU26)

	Frequency [MHz]	Channel	802.11 MODE	RU Size	RU Index	Data Rate [Mbps]	Measured 99% Occupied Bandwidth [MHz]	Measured 6dB Bandwidth [MHz]	Minimum 6dB Bandwidth [MHz]	Pass / Fail
Band 3	5745	149	ax (20MHz)	242	61	135/143.4 (MCS11)	18.97	19.02	0.50	Pass
	5785	157	ax (20MHz)	242	61	135/143.4 (MCS11)	18.98	19.08	0.50	Pass
	5825	165	ax (20MHz)	242	61	135/143.4 (MCS11)	18.98	18.99	0.50	Pass
	5755	151	ax (40MHz)	484	65	271/286.8 (MCS11)	37.81	38.06	0.50	Pass
	5795	159	ax (40MHz)	484	65	271/286.8 (MCS11)	37.98	38.24	0.50	Pass
	5775	155	ax (80MHz)	996	67	567/600.5 (MCS11)	76.99	77.86	0.50	Pass

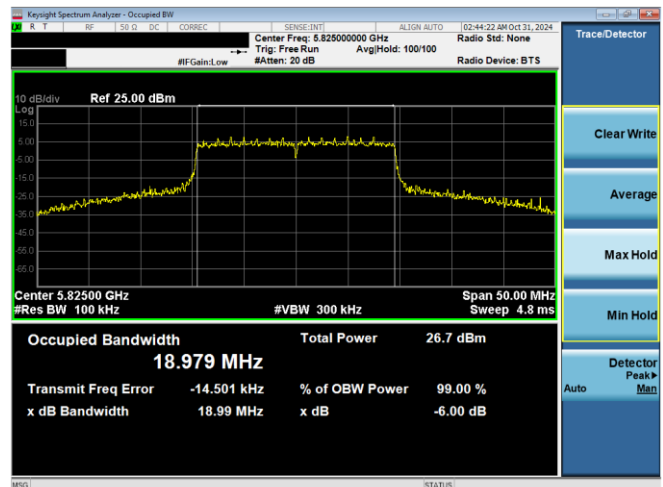
Table 7-14. Conducted Bandwidth Measurements Antenna 3a (Fully- loaded RU)

FCC ID: BCGA3355 IC: 579C-A3355		MEASUREMENT REPORT (CERTIFICATION)	Approved by: Technical Manager
Test Report S/N: 1C2410210077-21-R1.BCG	Test Dates: 10/25/2024 - 1/14/2025	EUT Type: Tablet Device	Page 33 of 279

V 10.6 10/27/2023



Plot 7-9. 6dB BW & 99% OBW Antenna 3a (20MHz BW 11ax Index 0 – RU26 – Ch.149)



Plot 7-10. 6dB BW & 99% OBW Antenna 3a (20MHz BW 11ax– RU242 – Ch.165)

FCC ID: BCGA3355 IC: 579C-A3355		MEASUREMENT REPORT (CERTIFICATION)	Approved by: Technical Manager
Test Report S/N: 1C2410210077-21-R1.BCG	Test Dates: 10/25/2024 - 1/14/2025	EUT Type: Tablet Device	Page 34 of 279

V 10.6 10/27/2023

Unless otherwise specified, no part of this report may be reproduced or utilized in any part, form or by any means, electronic or mechanical, including photocopying and microfilm, without permission in writing from Element Materials Technology. If you have any questions about this or have an enquiry about obtaining additional rights to this report or assembly of contents thereof, please contact [ct.info@element.com](mailto:ct.info@element.com).

### 7.3.3 Antenna 1b 6dB & 99% Bandwidth Measurements

	Frequency [MHz]	Channel	802.11 MODE	RU Size	RU Index	Data Rate [Mbps]	Measured 99% Occupied Bandwidth [MHz]	Measured 6dB Bandwidth [MHz]	Minimum 6dB Bandwidth [MHz]	Pass / Fail
Band 3	5745	149	ax (20MHz)	26	0	12.5/14.7 (MCS11)	18.12	2.11	0.50	Pass
				26	4	12.5/14.7 (MCS11)	17.29	2.71	0.50	Pass
				26	8	12.5/14.7 (MCS11)	18.35	2.08	0.50	Pass
	5785	157	ax (20MHz)	26	0	12.5/14.7 (MCS11)	18.14	2.09	0.50	Pass
				26	4	12.5/14.7 (MCS11)	17.29	2.69	0.50	Pass
				26	8	12.5/14.7 (MCS11)	18.32	2.07	0.50	Pass
	5825	165	ax (20MHz)	26	0	12.5/14.7 (MCS11)	18.14	2.11	0.50	Pass
				26	4	12.5/14.7 (MCS11)	17.27	2.71	0.50	Pass
				26	8	12.5/14.7 (MCS11)	18.35	2.11	0.50	Pass
	5755	151	ax (40MHz)	26	0	12.5/14.7 (MCS11)	17.90	2.16	0.50	Pass
				26	8	12.5/14.7 (MCS11)	18.73	2.14	0.50	Pass
				26	17	12.5/14.7 (MCS11)	17.96	2.10	0.50	Pass
	5795	159	ax (40MHz)	26	0	12.5/14.7 (MCS11)	17.93	2.14	0.50	Pass
				26	8	12.5/14.7 (MCS11)	18.72	2.12	0.50	Pass
				26	17	12.5/14.7 (MCS11)	17.94	2.15	0.50	Pass
	5775	155	ax (80MHz)	26	0	12.5/14.7 (MCS11)	17.80	2.20	0.50	Pass
				26	18	12.5/14.7 (MCS11)	36.83	2.89	0.50	Pass
				26	36	12.5/14.7 (MCS11)	17.99	2.19	0.50	Pass

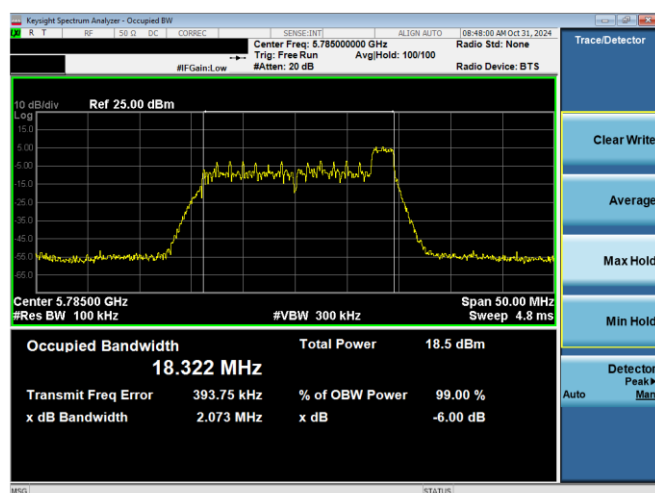
Table 7-15. Conducted Bandwidth Measurements Antenna 1b (RU26)

	Frequency [MHz]	Channel	802.11 MODE	RU Size	RU Index	Data Rate [Mbps]	Measured 99% Occupied Bandwidth [MHz]	Measured 6dB Bandwidth [MHz]	Minimum 6dB Bandwidth [MHz]	Pass / Fail
Band 3	5745	149	ax (20MHz)	242	61	135/143.4 (MCS11)	18.99	19.09	0.50	Pass
	5785	157	ax (20MHz)	242	61	135/143.4 (MCS11)	18.98	19.06	0.50	Pass
	5825	165	ax (20MHz)	242	61	135/143.4 (MCS11)	18.99	19.03	0.50	Pass
	5755	151	ax (40MHz)	484	65	271/286.8 (MCS11)	37.87	38.15	0.50	Pass
	5795	159	ax (40MHz)	484	65	271/286.8 (MCS11)	37.93	38.16	0.50	Pass
	5775	155	ax (80MHz)	996	67	567/600.5 (MCS11)	76.90	77.58	0.50	Pass

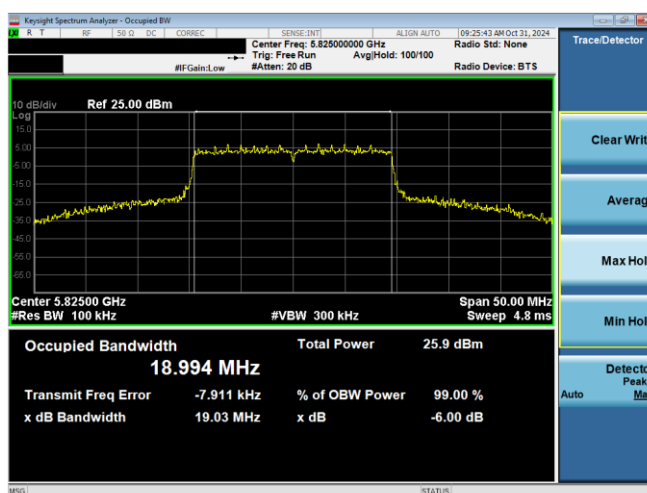
Table 7-16. Conducted Bandwidth Measurements Antenna 1b (Fully- loaded RU)

FCC ID: BCGA3355 IC: 579C-A3355	 <b>MEASUREMENT REPORT (CERTIFICATION)</b>		Approved by: Technical Manager
Test Report S/N: 1C2410210077-21-R1.BCG	Test Dates: 10/25/2024 - 1/14/2025	EUT Type: Tablet Device	Page 35 of 279

V 10.6 10/27/2023



Plot 7-11. 6dB BW & 99% OBW Antenna 1b (20MHz BW 11ax Index 8 – RU26 – Ch.157)



Plot 7-12. 6dB BW & 99% OBW Antenna 1b (20MHz BW 11ax– RU242 – Ch.165)

FCC ID: BCGA3355 IC: 579C-A3355		MEASUREMENT REPORT (CERTIFICATION)	Approved by: Technical Manager
Test Report S/N: 1C2410210077-21-R1.BCG	Test Dates: 10/25/2024 - 1/14/2025	EUT Type: Tablet Device	Page 36 of 279

V 10.6 10/27/2023

Unless otherwise specified, no part of this report may be reproduced or utilized in any part, form or by any means, electronic or mechanical, including photocopying and microfilm, without permission in writing from Element Materials Technology. If you have any questions about this or have an enquiry about obtaining additional rights to this report or assembly of contents thereof, please contact [ct.info@element.com](mailto:ct.info@element.com).

## 7.4 Conducted Output Power and Max EIRP Measurement

**\$15.407(a.1.iv) \$15.407(a.2) \$15.407(a.3.i); RSS-247 [6.2]**

### **Test Overview and Limits**

A transmitter antenna terminal of the EUT is connected to the input of an RF pulse power sensor. Measurement is made using a broadband average power meter while the EUT is operating at its maximum duty cycle, at its maximum power control level, as defined in ANSI C63.10-2020 and KDB 789033 D02 v02r01, and at the appropriate frequencies. B is the 99% OBW per ISSED RSS-247 and 26dB BW is per FCC 15.407.

***In the 5.15 – 5.25GHz band, the maximum permissible conducted output power is 250mW (23.98dBm). The maximum e.i.r.p. shall not exceed the lesser of 200 mW or  $10 + 10 \log_{10}B$ , dBm.***

***In the 5.25 – 5.35GHz band, the maximum permissible conducted output power is the lesser of 250mW (23.98dBm) or  $11 \text{ dBm} + 10\log_{10}(B) \text{ dBm}$ . The maximum e.i.r.p. shall not exceed the lesser of 1.0 W or  $17 + 10 \log_{10}B$ , dBm.***

***In the 5.47 – 5.725GHz band, the maximum permissible conducted output power is the lesser of 250mW (23.98dBm) or  $11 \text{ dBm} + 10\log_{10}(B) \text{ dBm}$ . The maximum e.i.r.p. shall not exceed the lesser of 1.0 W or  $17 + 10 \log_{10}B$ , dBm.***

***In the 5.725 – 5.850GHz band, the maximum permissible conducted output power is 1W (30dBm). The maximum e.i.r.p. is 36 dBm.***

### **Test Procedure Used**

ANSI C63.10-2020 – Section 12.4.3.2 Method PM-G  
KDB 789033 D02 v02r01 – Section E)3)b) Method PM-G  
ANSI C63.10-2020 – Section 14.4 Measure-and-Sum Technique  
KDB 662911 v02r01 – Section E)1) Measure-and-Sum Technique

### **Test Settings**

Average power measurements were performed only when the EUT was transmitting at its maximum power control level using a broadband power meter with a pulse sensor. The power meter implemented triggering and gating capabilities which were set up such that power measurements were recorded only during the ON time of the transmitter. The trace was averaged over 100 traces to obtain the final measured average power.

### **Test Setup**

The EUT and measurement equipment were set up as shown in the diagram below.



**Figure 7-3. Test Instrument & Measurement Setup**

### **Test Notes**

1. Per RSS-247 Section 6.2.3, transmission on channels which overlap the 5600-5650 MHz is prohibited. This device operates under these frequencies only under the control of a certified master device and does not support active scanning on these channels. This device does not transmit any beacons or initiate any transmissions in UNII Bands 2A or 2C.
2. All RU's were investigated and RU 26 and fully-loaded RU were reported.
3. Additionally, the highest power among partially-loaded RU's was reported.
4. The "-" shown in the following power tables are used to denote N/A.
5. For 802.11ax, the worst case data rate was found to be MCS11.

FCC ID: BCGA3355 IC: 579C-A3355		MEASUREMENT REPORT (CERTIFICATION)	Approved by: Technical Manager
Test Report S/N: 1C2410210077-21-R1.BCG	Test Dates: 10/25/2024 - 1/14/2025	EUT Type: Tablet Device	Page 37 of 279

V 10.6 10/27/2023

## 7.4.1 FCC Antenna 3c Conducted Output Power Measurements (RU26)

5GHz (20MHz Bandwidth)	Freq [MHz]	Channel	RU Size	RU Index	Data Rate [Mbps]	Conducted Power [dBm]	Conducted Power Limit [dBm]	Conducted Power Margin [dB]
	5180	36	26	0	12.5/14.7 (MCS11)	11.32	23.98	-12.66
			26	4	12.5/14.7 (MCS11)	11.31	23.98	-12.67
			26	8	12.5/14.7 (MCS11)	11.33	23.98	-12.65
	5200	40	26	0	12.5/14.7 (MCS11)	11.41	23.98	-12.57
			26	4	12.5/14.7 (MCS11)	11.27	23.98	-12.71
			26	8	12.5/14.7 (MCS11)	11.49	23.98	-12.49
	5240	48	26	0	12.5/14.7 (MCS11)	11.31	23.98	-12.67
			26	4	12.5/14.7 (MCS11)	11.28	23.98	-12.70
			26	8	12.5/14.7 (MCS11)	11.30	23.98	-12.68
	5745	149	26	0	12.5/14.7 (MCS11)	11.39	30.00	-18.61
			26	4	12.5/14.7 (MCS11)	11.16	30.00	-18.84
			26	8	12.5/14.7 (MCS11)	11.37	30.00	-18.63
	5785	157	26	0	12.5/14.7 (MCS11)	11.28	30.00	-18.72
			26	4	12.5/14.7 (MCS11)	11.39	30.00	-18.61
			26	8	12.5/14.7 (MCS11)	11.26	30.00	-18.75
	5825	165	26	0	12.5/14.7 (MCS11)	11.41	30.00	-18.59
			26	4	12.5/14.7 (MCS11)	11.37	30.00	-18.63
			26	8	12.5/14.7 (MCS11)	11.36	30.00	-18.64

Table 7-17. FCC Antenna 3c 20MHz BW (UNII) Maximum Conducted Output Power (RU26)

5GHz (40MHz Bandwidth)	Freq [MHz]	Channel	RU Size	RU Index	Data Rate [Mbps]	Conducted Power [dBm]	Conducted Power Limit [dBm]	Conducted Power Margin [dB]
	5190	38	26	0	12.5/14.7 (MCS11)	10.19	23.98	-13.79
			26	8	12.5/14.7 (MCS11)	10.42	23.98	-13.56
			26	17	12.5/14.7 (MCS11)	10.21	23.98	-13.77
	5230	46	26	0	12.5/14.7 (MCS11)	10.23	23.98	-13.75
			26	8	12.5/14.7 (MCS11)	10.24	23.98	-13.74
			26	17	12.5/14.7 (MCS11)	10.48	23.98	-13.50
	5755	151	26	0	12.5/14.7 (MCS11)	10.46	30.00	-19.54
			26	8	12.5/14.7 (MCS11)	10.17	30.00	-19.83
			26	17	12.5/14.7 (MCS11)	10.24	30.00	-19.76
	5795	159	26	0	12.5/14.7 (MCS11)	10.13	30.00	-19.88
			26	8	12.5/14.7 (MCS11)	10.35	30.00	-19.65
			26	17	12.5/14.7 (MCS11)	10.39	30.00	-19.61

Table 7-18. FCC Antenna 3c 40MHz BW (UNII) Maximum Conducted Output Power (RU26)

5GHz (80MHz Bandwidth)	Freq [MHz]	Channel	RU Size	RU Index	Data Rate [Mbps]	Conducted Power [dBm]	Conducted Power Limit [dBm]	Conducted Power Margin [dB]
	5210	42	26	0	12.5/14.7 (MCS11)	10.91	23.98	-13.07
			26	18	12.5/14.7 (MCS11)	10.95	23.98	-13.03
			26	36	12.5/14.7 (MCS11)	10.87	23.98	-13.11
	5775	155	26	0	12.5/14.7 (MCS11)	10.79	30.00	-19.21
			26	18	12.5/14.7 (MCS11)	10.74	30.00	-19.26
			26	36	12.5/14.7 (MCS11)	10.95	30.00	-19.05

Table 7-19. FCC Antenna 3c 80MHz BW (UNII) Maximum Conducted Output Power (RU26)

FCC ID: BCGA3355 IC: 579C-A3355	 MEASUREMENT REPORT (CERTIFICATION)		Approved by: Technical Manager
Test Report S/N: 1C2410210077-21-R1.BCG	Test Dates: 10/25/2024 - 1/14/2025	EUT Type: Tablet Device	Page 38 of 279

V 10.6 10/27/2023

Unless otherwise specified, no part of this report may be reproduced or utilized in any part, form or by any means, electronic or mechanical, including photocopying and microfilm, without permission in writing from Element Materials Technology. If you have any questions about this or have an enquiry about obtaining additional rights to this report or assembly of contents thereof, please contact [ct.info@element.com](mailto:ct.info@element.com).

## 7.4.2 ISED Antenna 3c Conducted Output Power Measurements (RU26)

5GHz (20MHz Bandwidth)	Freq [MHz]	Channel	RU Size	RU Index	Data Rate [Mbps]	Conducted Power [dBm]	Conducted Power Limit [dBm]	Conducted Power Margin [dB]	Ant. Gain [dBi]	Max e.i.r.p. [dBm]	Max e.i.r.p. Limit [dBm]	e.i.r.p. Margin [dB]
	5180	36	26	0	12.5/14.7 (MCS11)	8.44	-	-	2.30	10.74	22.79	-12.05
			26	4	12.5/14.7 (MCS11)	8.46	-	-	2.30	10.76	22.79	-12.02
			26	8	12.5/14.7 (MCS11)	8.17	-	-	2.30	10.47	22.79	-12.32
	5200	40	26	0	12.5/14.7 (MCS11)	8.18	-	-	2.30	10.48	22.79	-12.30
			26	4	12.5/14.7 (MCS11)	8.49	-	-	2.30	10.79	22.79	-12.00
			26	8	12.5/14.7 (MCS11)	8.44	-	-	2.30	10.74	22.79	-12.05
	5240	48	26	0	12.5/14.7 (MCS11)	8.15	-	-	2.30	10.45	22.79	-12.33
			26	4	12.5/14.7 (MCS11)	8.10	-	-	2.30	10.40	22.79	-12.38
			26	8	12.5/14.7 (MCS11)	8.48	-	-	2.30	10.78	22.79	-12.01
	5745	149	26	0	12.5/14.7 (MCS11)	11.39	30.00	-18.61	3.10	14.49	-	-
			26	4	12.5/14.7 (MCS11)	11.16	30.00	-18.84	3.10	14.26	-	-
			26	8	12.5/14.7 (MCS11)	11.37	30.00	-18.63	3.10	14.47	-	-
	5785	157	26	0	12.5/14.7 (MCS11)	11.28	30.00	-18.72	3.10	14.38	-	-
			26	4	12.5/14.7 (MCS11)	11.39	30.00	-18.61	3.10	14.49	-	-
			26	8	12.5/14.7 (MCS11)	11.26	30.00	-18.75	3.10	14.36	-	-
	5825	165	26	0	12.5/14.7 (MCS11)	11.41	30.00	-18.59	3.10	14.51	-	-
			26	4	12.5/14.7 (MCS11)	11.37	30.00	-18.63	3.10	14.47	-	-
			26	8	12.5/14.7 (MCS11)	11.36	30.00	-18.64	3.10	14.46	-	-

Table 7-20. ISED Antenna 3c 20MHz BW (UNII) Maximum Conducted Output Power and Max EIRP (RU26)

5GHz (40MHz Bandwidth)	Freq [MHz]	Channel	RU Size	RU Index	Data Rate [Mbps]	Conducted Power [dBm]	Conducted Power Limit [dBm]	Conducted Power Margin [dB]	Ant. Gain [dBi]	Max e.i.r.p. [dBm]	Max e.i.r.p. Limit [dBm]	e.i.r.p. Margin [dB]
	5190	38	26	0	12.5/14.7 (MCS11)	8.14	-	-	2.30	10.44	22.79	-12.35
			26	8	12.5/14.7 (MCS11)	8.28	-	-	2.30	10.58	22.79	-12.21
			26	17	12.5/14.7 (MCS11)	8.22	-	-	2.30	10.52	22.79	-12.26
	5230	46	26	0	12.5/14.7 (MCS11)	8.10	-	-	2.30	10.40	22.79	-12.38
			26	8	12.5/14.7 (MCS11)	8.18	-	-	2.30	10.48	22.79	-12.31
			26	17	12.5/14.7 (MCS11)	8.15	-	-	2.30	10.45	22.79	-12.33
	5755	151	26	0	12.5/14.7 (MCS11)	10.46	30.00	-19.54	3.10	13.56	-	-
			26	8	12.5/14.7 (MCS11)	10.17	30.00	-19.83	3.10	13.27	-	-
			26	17	12.5/14.7 (MCS11)	10.24	30.00	-19.76	3.10	13.34	-	-
	5795	159	26	0	12.5/14.7 (MCS11)	10.13	30.00	-19.88	3.10	13.23	-	-
			26	8	12.5/14.7 (MCS11)	10.35	30.00	-19.65	3.10	13.45	-	-
			26	17	12.5/14.7 (MCS11)	10.39	30.00	-19.61	3.10	13.49	-	-

Table 7-21. ISED Antenna 3c 40MHz BW (UNII) Maximum Conducted Output Power and Max EIRP (RU26)

5GHz (80MHz Bandwidth)	Freq [MHz]	Channel	RU Size	RU Index	Data Rate [Mbps]	Conducted Power [dBm]	Conducted Power Limit [dBm]	Conducted Power Margin [dB]	Ant. Gain [dBi]	Max e.i.r.p. [dBm]	Max e.i.r.p. Limit [dBm]	e.i.r.p. Margin [dB]
	5210	42	26	0	12.5/14.7 (MCS11)	8.41	-	-	2.30	10.71	22.79	-12.08
			26	18	12.5/14.7 (MCS11)	8.38	-	-	2.30	10.68	22.79	-12.11
			26	36	12.5/14.7 (MCS11)	8.49	-	-	2.30	10.79	22.79	-12.00
	5775	155	26	0	12.5/14.7 (MCS11)	10.79	30.00	-19.21	3.10	13.89	-	-
			26	18	12.5/14.7 (MCS11)	10.74	30.00	-19.26	3.10	13.84	-	-
			26	36	12.5/14.7 (MCS11)	10.95	30.00	-19.05	3.10	14.05	-	-

Table 7-22. ISED Antenna 3c 80MHz BW (UNII) Maximum Conducted Output Power and Max EIRP (RU26)

FCC ID: BCGA3355 IC: 579C-A3355	 <b>MEASUREMENT REPORT (CERTIFICATION)</b>		Approved by: Technical Manager
Test Report S/N: 1C2410210077-21-R1.BCG	Test Dates: 10/25/2024 - 1/14/2025	EUT Type: Tablet Device	Page 39 of 279

V 10.6 10/27/2023



### 7.4.3 FCC Antenna 3c Conducted Output Power Measurements (RU52)

5GHz (20MHz Bandwidth)	Freq [MHz]	Channel	RU Size	RU Index	Data Rate [Mbps]	Conducted Power [dBm]	Conducted Power Limit [dBm]	Conducted Power Margin [dB]
	5260	52	52	37	25/29.4 (MCS11)	14.47	23.80	-9.33
			52	39	25/29.4 (MCS11)	14.18	23.80	-9.62
			52	40	25/29.4 (MCS11)	14.49	23.80	-9.31
	5300	60	52	37	25/29.4 (MCS11)	14.10	23.80	-9.70
			52	39	25/29.4 (MCS11)	14.15	23.80	-9.65
			52	40	25/29.4 (MCS11)	14.11	23.80	-9.69
	5320	64	52	37	25/29.4 (MCS11)	14.25	23.80	-9.55
			52	39	25/29.4 (MCS11)	14.12	23.80	-9.68
			52	40	25/29.4 (MCS11)	14.36	23.80	-9.44
	5500	100	52	37	25/29.4 (MCS11)	14.27	23.88	-9.60
			52	39	25/29.4 (MCS11)	14.22	23.88	-9.66
			52	40	25/29.4 (MCS11)	14.50	23.88	-9.38
	5580	116	52	37	25/29.4 (MCS11)	14.42	23.88	-9.46
			52	39	25/29.4 (MCS11)	14.36	23.88	-9.51
			52	40	25/29.4 (MCS11)	14.13	23.88	-9.75
	5680	136	52	37	25/29.4 (MCS11)	14.29	23.88	-9.58
			52	39	25/29.4 (MCS11)	14.17	23.88	-9.70
			52	40	25/29.4 (MCS11)	14.38	23.88	-9.50
	5700	140	52	37	25/29.4 (MCS11)	12.20	23.88	-11.68
			52	39	25/29.4 (MCS11)	11.99	23.88	-11.89
			52	40	25/29.4 (MCS11)	12.21	23.88	-11.67
	5720	144	52	37	25/29.4 (MCS11)	14.38	23.88	-9.49
			52	39	25/29.4 (MCS11)	14.34	23.88	-9.54
			52	40	25/29.4 (MCS11)	14.35	23.88	-9.52

Table 7-23. FCC Antenna 3c 20MHz BW (UNII) Maximum Conducted Output Power (RU52)

5GHz (40MHz Bandwidth)	Freq [MHz]	Channel	RU Size	RU Index	Data Rate [Mbps]	Conducted Power [dBm]	Conducted Power Limit [dBm]	Conducted Power Margin [dB]
	5270	54	52	37	25/29.4 (MCS11)	13.29	23.80	-10.51
			52	40	25/29.4 (MCS11)	13.33	23.80	-10.47
			52	44	25/29.4 (MCS11)	13.40	23.80	-10.40
	5310	62	52	37	25/29.4 (MCS11)	12.62	23.80	-11.18
			52	40	25/29.4 (MCS11)	12.44	23.80	-11.36
			52	44	25/29.4 (MCS11)	12.44	23.80	-11.37
	5510	102	52	37	25/29.4 (MCS11)	12.41	23.88	-11.46
			52	40	25/29.4 (MCS11)	12.51	23.88	-11.36
			52	44	25/29.4 (MCS11)	12.56	23.88	-11.31
	5550	110	52	37	25/29.4 (MCS11)	13.24	23.88	-10.63
			52	40	25/29.4 (MCS11)	13.40	23.88	-10.48
			52	44	25/29.4 (MCS11)	13.37	23.88	-10.50
	5710	142	52	37	25/29.4 (MCS11)	13.38	23.88	-10.50
			52	40	25/29.4 (MCS11)	13.36	23.88	-10.51
			52	44	25/29.4 (MCS11)	13.42	23.88	-10.46

Table 7-24. FCC Antenna 3c 40MHz BW (UNII) Maximum Conducted Output Power (RU52)

FCC ID: BCGA3355 IC: 579C-A3355	 <b>MEASUREMENT REPORT (CERTIFICATION)</b>		Approved by: Technical Manager
Test Report S/N: 1C2410210077-21-R1.BCG	Test Dates: 10/25/2024 - 1/14/2025	EUT Type: Tablet Device	Page 40 of 279

V 10.6 10/27/2023

Unless otherwise specified, no part of this report may be reproduced or utilized in any part, form or by any means, electronic or mechanical, including photocopying and microfilm, without permission in writing from Element Materials Technology. If you have any questions about this or have an enquiry about obtaining additional rights to this report or assembly of contents thereof, please contact [ct.info@element.com](mailto:ct.info@element.com).



5GHz (80MHz Bandwidth)	Freq [MHz]	Channel	RU Size	RU Index	Data Rate [Mbps]	Conducted Power [dBm]	Conducted Power Limit [dBm]	Conducted Power Margin [dB]
	5290	58	52	37	25/29.4 (MCS11)	11.63	23.80	-12.17
			52	44	25/29.4 (MCS11)	11.92	23.80	-11.88
			52	52	25/29.4 (MCS11)	11.86	23.80	-11.94
	5530	106	52	37	25/29.4 (MCS11)	11.72	23.88	-12.16
			52	44	25/29.4 (MCS11)	11.87	23.88	-12.01
			52	52	25/29.4 (MCS11)	11.82	23.88	-12.06
	5610	122	52	37	25/29.4 (MCS11)	13.90	23.88	-9.97
			52	44	25/29.4 (MCS11)	13.88	23.88	-10.00
			52	52	25/29.4 (MCS11)	13.81	23.88	-10.06
	5690	138	52	37	25/29.4 (MCS11)	13.73	23.88	-10.14
			52	44	25/29.4 (MCS11)	13.67	23.88	-10.21
			52	52	25/29.4 (MCS11)	13.92	23.88	-9.95

**Table 7-25. FCC Antenna 3c 80MHz BW (UNII) Maximum Conducted Output Power (RU52)**

FCC ID: BCGA3355 IC: 579C-A3355	 <b>MEASUREMENT REPORT (CERTIFICATION)</b>		Approved by: Technical Manager
Test Report S/N: 1C2410210077-21-R1.BCG	Test Dates: 10/25/2024 - 1/14/2025	EUT Type: Tablet Device	Page 41 of 279

V 10.6 10/27/2023

## 7.4.4 ISED Antenna 3c Conducted Output Power Measurements (RU52)

5GHz (20MHz Bandwidth)	Freq [MHz]	Channel	RU Size	RU Index	Data Rate [Mbps]	Conducted Power [dBm]	Conducted Power Limit [dBm]	Conducted Power Margin [dB]	Ant. Gain [dBi]	Max e.i.r.p. [dBm]	Max e.i.r.p. Limit [dBm]	e.i.r.p. Margin [dB]
	5260	52	52	37	25/29.4 (MCS11)	14.47	23.80	-9.33	2.10	16.57	29.80	-13.23
			52	39	25/29.4 (MCS11)	14.18	23.80	-9.62	2.10	16.28	29.80	-13.52
			52	40	25/29.4 (MCS11)	14.49	23.80	-9.31	2.10	16.59	29.80	-13.21
	5300	60	52	37	25/29.4 (MCS11)	14.10	23.80	-9.70	2.10	16.20	29.80	-13.60
			52	39	25/29.4 (MCS11)	14.15	23.80	-9.65	2.10	16.25	29.80	-13.55
			52	40	25/29.4 (MCS11)	14.11	23.80	-9.69	2.10	16.21	29.80	-13.59
	5320	64	52	37	25/29.4 (MCS11)	14.25	23.80	-9.55	2.10	16.35	29.80	-13.45
			52	39	25/29.4 (MCS11)	14.12	23.80	-9.68	2.10	16.22	29.80	-13.58
			52	40	25/29.4 (MCS11)	14.36	23.80	-9.44	2.10	16.46	29.80	-13.34
	5500	100	52	37	25/29.4 (MCS11)	14.27	23.88	-9.60	3.90	18.17	29.88	-11.70
			52	39	25/29.4 (MCS11)	14.22	23.88	-9.66	3.90	18.12	29.88	-11.76
			52	40	25/29.4 (MCS11)	14.50	23.88	-9.38	3.90	18.40	29.88	-11.48
	5580	116	52	37	25/29.4 (MCS11)	14.42	23.88	-9.46	3.90	18.32	29.88	-11.56
			52	39	25/29.4 (MCS11)	14.36	23.88	-9.51	3.90	18.26	29.88	-11.61
			52	40	25/29.4 (MCS11)	14.13	23.88	-9.75	3.90	18.03	29.88	-11.85
	5680	136	52	37	25/29.4 (MCS11)	14.29	23.88	-9.58	3.90	18.19	29.88	-11.68
			52	39	25/29.4 (MCS11)	14.17	23.88	-9.70	3.90	18.07	29.88	-11.80
			52	40	25/29.4 (MCS11)	14.38	23.88	-9.50	3.90	18.28	29.88	-11.60
	5700	140	52	37	25/29.4 (MCS11)	12.20	23.88	-11.68	3.90	16.10	29.88	-13.78
			52	39	25/29.4 (MCS11)	11.99	23.88	-11.89	3.90	15.89	29.88	-13.99
			52	40	25/29.4 (MCS11)	12.21	23.88	-11.67	3.90	16.11	29.88	-13.77
	5720	144	52	37	25/29.4 (MCS11)	14.38	23.88	-9.49	3.90	18.28	29.88	-11.59
			52	39	25/29.4 (MCS11)	14.34	23.88	-9.54	3.90	18.24	29.88	-11.64
			52	40	25/29.4 (MCS11)	14.35	23.88	-9.52	3.90	18.25	29.88	-11.62

Table 7-26. ISED Antenna 3c 20MHz BW (UNII) Maximum Conducted Output Power (RU52)

5GHz (40MHz Bandwidth)	Freq [MHz]	Channel	RU Size	RU Index	Data Rate [Mbps]	Conducted Power [dBm]	Conducted Power Limit [dBm]	Conducted Power Margin [dB]	Ant. Gain [dBi]	Max e.i.r.p. [dBm]	Max e.i.r.p. Limit [dBm]	e.i.r.p. Margin [dB]
	5270	54	52	37	25/29.4 (MCS11)	13.29	23.80	-10.51	2.10	15.39	29.80	-14.41
			52	40	25/29.4 (MCS11)	13.33	23.80	-10.47	2.10	15.43	29.80	-14.37
			52	44	25/29.4 (MCS11)	13.40	23.80	-10.40	2.10	15.50	29.80	-14.30
	5310	62	52	37	25/29.4 (MCS11)	12.62	23.80	-11.18	2.10	14.72	29.80	-15.08
			52	40	25/29.4 (MCS11)	12.44	23.80	-11.36	2.10	14.54	29.80	-15.26
			52	44	25/29.4 (MCS11)	12.44	23.80	-11.37	2.10	14.54	29.80	-15.27
	5510	102	52	37	25/29.4 (MCS11)	12.41	23.88	-11.46	3.90	16.31	29.88	-13.56
			52	40	25/29.4 (MCS11)	12.51	23.88	-11.36	3.90	16.41	29.88	-13.46
			52	44	25/29.4 (MCS11)	12.56	23.88	-11.31	3.90	16.46	29.88	-13.41
	5550	110	52	37	25/29.4 (MCS11)	13.24	23.88	-10.63	3.90	17.14	29.88	-12.73
			52	40	25/29.4 (MCS11)	13.40	23.88	-10.48	3.90	17.30	29.88	-12.58
			52	44	25/29.4 (MCS11)	13.37	23.88	-10.50	3.90	17.27	29.88	-12.60
	5670	134	52	37	25/29.4 (MCS11)	13.23	23.88	-10.65	3.90	17.13	29.88	-12.75
			52	40	25/29.4 (MCS11)	13.41	23.88	-10.47	3.90	17.31	29.88	-12.57
			52	44	25/29.4 (MCS11)	13.40	23.88	-10.47	3.90	17.30	29.88	-12.57
	5710	142	52	37	25/29.4 (MCS11)	13.38	23.88	-10.50	3.90	17.28	29.88	-12.60
			52	40	25/29.4 (MCS11)	13.36	23.88	-10.51	3.90	17.26	29.88	-12.61
			52	44	25/29.4 (MCS11)	13.42	23.88	-10.46	3.90	17.32	29.88	-12.56

Table 7-27. ISED Antenna 3c 40MHz BW (UNII) Maximum Conducted Output Power (RU52)

5GHz (80MHz Bandwidth)	Freq [MHz]	Channel	RU Size	RU Index	Data Rate [Mbps]	Conducted Power [dBm]	Conducted Power Limit [dBm]	Conducted Power Margin [dB]	Ant. Gain [dBi]	Max e.i.r.p. [dBm]	Max e.i.r.p. Limit [dBm]	e.i.r.p. Margin [dB]
	5290	58	52	37	25/29.4 (MCS11)	11.63	23.80	-12.17	2.10	13.73	29.80	-16.07
			52	44	25/29.4 (MCS11)	11.92	23.80	-11.88	2.10	14.02	29.80	-15.78
			52	52	25/29.4 (MCS11)	11.86	23.80	-11.94	2.10	13.96	29.80	-15.84
	5530	106	52	37	25/29.4 (MCS11)	11.72	23.88	-12.16	3.90	15.62	29.88	-14.26
			52	44	25/29.4 (MCS11)	11.87	23.88	-12.01	3.90	15.77	29.88	-14.11
			52	52	25/29.4 (MCS11)	11.82	23.88	-12.06	3.90	15.72	29.88	-14.16
	5690	138	52	37	25/29.4 (MCS11)	13.73	23.88	-10.14	3.90	17.63	29.88	-12.24
			52	44	25/29.4 (MCS11)	13.67	23.88	-10.21	3.90	17.57	29.88	-12.31
			52	52	25/29.4 (MCS11)	13.92	23.88	-9.95	3.90	17.82	29.88	-12.05

Table 7-28. ISED Antenna 3c 80MHz BW (UNII) Maximum Conducted Output Power (RU52)

FCC ID: BCGA3355 IC: 579C-A3355	 <b>MEASUREMENT REPORT (CERTIFICATION)</b>		Approved by: Technical Manager
Test Report S/N: 1C2410210077-21-R1.BCG	Test Dates: 10/25/2024 - 1/14/2025	EUT Type: Tablet Device	Page 42 of 279

V 10.6 10/27/2023

Unless otherwise specified, no part of this report may be reproduced or utilized in any part, form or by any means, electronic or mechanical, including photocopying and microfilm, without permission in writing from Element Materials Technology. If you have any questions about this or have an enquiry about obtaining additional rights to this report or assembly of contents thereof, please contact [ct.info@element.com](mailto:ct.info@element.com).

## 7.4.5 FCC Antenna 3c Conducted Output Power Measurements (Highest Power Among Partially-Loaded RU's)

5GHz (20MHz Bandwidth)	Freq [MHz]	Channel	RU Size	RU Index	Data Rate [Mbps]	Conducted Power [dBm]	Conducted Power Limit [dBm]	Conducted Power Margin [dB]
	5180	36	106	53	53.1/62.5 (MCS11)	15.88	23.98	-8.10
			106	54	53.1/62.5 (MCS11)	15.70	23.98	-8.28
	5200	40	106	53	53.1/62.5 (MCS11)	17.26	23.98	-6.72
			106	54	53.1/62.5 (MCS11)	17.27	23.98	-6.71
	5240	48	106	53	53.1/62.5 (MCS11)	17.33	23.98	-6.65
			106	54	53.1/62.5 (MCS11)	17.36	23.98	-6.62
	5260	52	106	53	53.1/62.5 (MCS11)	17.25	23.80	-6.55
			106	54	53.1/62.5 (MCS11)	17.26	23.80	-6.54
	5300	60	106	53	53.1/62.5 (MCS11)	17.29	23.80	-6.51
			106	54	53.1/62.5 (MCS11)	17.37	23.80	-6.43
	5320	64	106	53	53.1/62.5 (MCS11)	15.93	23.80	-7.87
			106	54	53.1/62.5 (MCS11)	16.15	23.80	-7.65
	5500	100	106	53	53.1/62.5 (MCS11)	14.20	23.88	-9.68
			106	54	53.1/62.5 (MCS11)	14.13	23.88	-9.75
	5520	104	106	53	53.1/62.5 (MCS11)	17.35	23.88	-6.52
			106	54	53.1/62.5 (MCS11)	17.45	23.88	-6.43
	5580	116	106	53	53.1/62.5 (MCS11)	17.26	23.88	-6.61
			106	54	53.1/62.5 (MCS11)	17.35	23.88	-6.53
	5660	132	106	53	53.1/62.5 (MCS11)	17.38	23.88	-6.50
			106	54	53.1/62.5 (MCS11)	17.50	23.88	-6.38
	5680	136	106	53	53.1/62.5 (MCS11)	16.11	23.88	-7.76
			106	54	53.1/62.5 (MCS11)	16.08	23.88	-7.80
	5700	140	106	53	53.1/62.5 (MCS11)	12.13	23.88	-11.74
			106	54	53.1/62.5 (MCS11)	12.12	23.88	-11.75
	5720	144	106	53	53.1/62.5 (MCS11)	17.22	23.88	-6.65
			106	54	53.1/62.5 (MCS11)	17.50	23.88	-6.38
	5745	149	106	53	53.1/62.5 (MCS11)	17.27	30.00	-12.73
			106	54	53.1/62.5 (MCS11)	17.21	30.00	-12.79
	5785	157	106	53	53.1/62.5 (MCS11)	17.43	30.00	-12.57
			106	54	53.1/62.5 (MCS11)	17.23	30.00	-12.77
	5825	165	106	53	53.1/62.5 (MCS11)	17.12	30.00	-12.88
			106	54	53.1/62.5 (MCS11)	17.44	30.00	-12.56

Table 7-29. FCC Antenna 3c 20MHz BW (UNII) Maximum Conducted Output Power (Highest Power Among Partially-Loaded RU's)

FCC ID: BCGA3355 IC: 579C-A3355		MEASUREMENT REPORT (CERTIFICATION)	Approved by: Technical Manager
Test Report S/N: 1C2410210077-21-R1.BCG	Test Dates: 10/25/2024 - 1/14/2025	EUT Type: Tablet Device	Page 43 of 279

V 10.6 10/27/2023

Unless otherwise specified, no part of this report may be reproduced or utilized in any part, form or by any means, electronic or mechanical, including photocopying and microfilm, without permission in writing from Element Materials Technology. If you have any questions about this or have an enquiry about obtaining additional rights to this report or assembly of contents thereof, please contact [ct.info@element.com](mailto:ct.info@element.com).

5GHz (40MHz Bandwidth)	Freq [MHz]	Channel	RU Size	RU Index	Data Rate [Mbps]	Conducted Power [dBm]	Conducted Power Limit [dBm]	Conducted Power Margin [dB]
	5190	38	242	61	121.9/143.4 (MCS11)	13.69	23.98	-10.29
			242	62	121.9/143.4 (MCS11)	13.67	23.98	-10.31
	5230	46	242	61	121.9/143.4 (MCS11)	18.65	23.98	-5.33
			242	62	121.9/143.4 (MCS11)	18.82	23.98	-5.16
	5270	54	242	61	121.9/143.4 (MCS11)	19.27	23.80	-4.53
			242	62	121.9/143.4 (MCS11)	19.21	23.80	-4.59
	5310	62	242	61	121.9/143.4 (MCS11)	12.61	23.80	-11.20
			242	62	121.9/143.4 (MCS11)	12.74	23.80	-11.06
	5510	102	242	61	121.9/143.4 (MCS11)	12.48	23.88	-11.40
			242	62	121.9/143.4 (MCS11)	12.54	23.88	-11.33
	5550	110	242	61	121.9/143.4 (MCS11)	17.66	23.88	-6.22
			242	62	121.9/143.4 (MCS11)	17.76	23.88	-6.11
	5590	118	242	61	121.9/143.4 (MCS11)	19.10	23.88	-4.77
			242	62	121.9/143.4 (MCS11)	19.22	23.88	-4.65
	5630	126	242	61	121.9/143.4 (MCS11)	18.71	23.88	-5.17
			242	62	121.9/143.4 (MCS11)	18.78	23.88	-5.09
	5670	134	242	61	121.9/143.4 (MCS11)	13.71	23.88	-10.16
			242	62	121.9/143.4 (MCS11)	13.84	23.88	-10.04
	5710	142	106	53	53.1/62.5 (MCS11)	16.32	23.88	-7.56
			106	54	53.1/62.5 (MCS11)	16.45	23.88	-7.42
			106	56	53.1/62.5 (MCS11)	16.38	23.88	-7.49
	5755	151	242	61	121.9/143.4 (MCS11)	19.21	30.00	-10.79
			242	62	121.9/143.4 (MCS11)	19.47	30.00	-10.53
	5795	159	242	61	121.9/143.4 (MCS11)	19.13	30.00	-10.87
			242	62	121.9/143.4 (MCS11)	19.20	30.00	-10.80

Table 7-30. FCC Antenna 3c 40MHz BW (UNII) Maximum Conducted Output Power (Highest Power Among Partially-Loaded RU's)

5GHz (80MHz Bandwidth)	Freq [MHz]	Channel	RU Size	RU Index	Data Rate [Mbps]	Conducted Power [dBm]	Conducted Power Limit [dBm]	Conducted Power Margin [dB]
	5210	42	242	61	121.9/143.4 (MCS11)	13.98	23.98	-10.00
			242	62	121.9/143.4 (MCS11)	13.88	23.98	-10.10
			242	64	121.9/143.4 (MCS11)	13.69	23.98	-10.29
	5290	58	484	65	243.8/286.8 (MCS11)	12.00	23.80	-11.80
			484	66	243.8/286.8 (MCS11)	11.91	23.80	-11.89
	5530	106	484	65	243.8/286.8 (MCS11)	11.77	23.88	-12.11
			484	66	243.8/286.8 (MCS11)	11.64	23.88	-12.24
	5610	122	484	65	243.8/286.8 (MCS11)	15.63	23.88	-8.24
			484	66	243.8/286.8 (MCS11)	15.91	23.88	-7.96
	5690	138	106	53	53.1/62.5 (MCS11)	16.68	23.88	-7.20
			106	56	53.1/62.5 (MCS11)	16.77	23.88	-7.10
			106	60	53.1/62.5 (MCS11)	16.86	23.88	-7.02
	5775	155	484	65	243.8/286.8 (MCS11)	16.93	30.00	-13.07
			484	66	243.8/286.8 (MCS11)	16.68	30.00	-13.32

Table 7-31. FCC Antenna 3c 80MHz BW (UNII) Maximum Conducted Output Power (Highest Power Among Partially-Loaded RU's)

FCC ID: BCGA3355 IC: 579C-A3355	 <b>MEASUREMENT REPORT (CERTIFICATION)</b>		Approved by: Technical Manager
Test Report S/N: 1C2410210077-21-R1.BCG	Test Dates: 10/25/2024 - 1/14/2025	EUT Type: Tablet Device	Page 44 of 279

V 10.6 10/27/2023

## 7.4.6 ISED Antenna 3c Conducted Output Power Measurements (Highest Power Among Partially-Loaded RU's)

5GHz (20MHz Bandwidth)	Freq [MHz]	Channel	RU Size	RU Index	Data Rate [Mbps]	Conducted Power [dBm]	Conducted Power Limit [dBm]	Conducted Power Margin [dB]	Ant. Gain [dBi]	Max e.i.r.p. [dBm]	Max e.i.r.p. Limit [dBm]	e.i.r.p. Margin [dB]
	5180	36	106	53	53.1/62.5 (MCS11)	14.13	-	-	2.30	16.43	22.79	-6.35
			106	54	53.1/62.5 (MCS11)	14.21	-	-	2.30	16.51	22.79	-6.28
	5200	40	106	53	53.1/62.5 (MCS11)	14.35	-	-	2.30	16.65	22.79	-6.14
			106	54	53.1/62.5 (MCS11)	14.23	-	-	2.30	16.53	22.79	-6.26
	5240	48	106	53	53.1/62.5 (MCS11)	14.48	-	-	2.30	16.78	22.79	-6.00
			106	54	53.1/62.5 (MCS11)	14.11	-	-	2.30	16.41	22.79	-6.38
	5260	52	106	53	53.1/62.5 (MCS11)	17.25	23.80	-6.55	2.10	19.35	29.80	-10.45
			106	54	53.1/62.5 (MCS11)	17.26	23.80	-6.54	2.10	19.36	29.80	-10.44
	5300	60	106	53	53.1/62.5 (MCS11)	17.29	23.80	-6.51	2.10	19.39	29.80	-10.41
			106	54	53.1/62.5 (MCS11)	17.37	23.80	-6.43	2.10	19.47	29.80	-10.33
	5320	64	106	53	53.1/62.5 (MCS11)	15.93	23.80	-7.87	2.10	18.03	29.80	-11.77
			106	54	53.1/62.5 (MCS11)	16.15	23.80	-7.65	2.10	18.25	29.80	-11.55
	5500	100	106	53	53.1/62.5 (MCS11)	14.20	23.88	-9.68	3.90	18.10	29.88	-11.78
			106	54	53.1/62.5 (MCS11)	14.13	23.88	-9.75	3.90	18.03	29.88	-11.85
	5520	104	106	53	53.1/62.5 (MCS11)	17.35	23.88	-6.52	3.90	21.25	29.88	-8.62
			106	54	53.1/62.5 (MCS11)	17.45	23.88	-6.43	3.90	21.35	29.88	-8.53
	5540	108	106	53	53.1/62.5 (MCS11)	17.25	23.88	-6.63	3.90	21.15	29.88	-8.73
			106	54	53.1/62.5 (MCS11)	17.43	23.88	-6.44	3.90	21.33	29.88	-8.54
	5580	116	106	53	53.1/62.5 (MCS11)	17.26	23.88	-6.61	3.90	21.16	29.88	-8.71
			106	54	53.1/62.5 (MCS11)	17.35	23.88	-6.53	3.90	21.25	29.88	-8.63
	5660	132	106	53	53.1/62.5 (MCS11)	17.38	23.88	-6.50	3.90	21.28	29.88	-8.60
			106	54	53.1/62.5 (MCS11)	17.50	23.88	-6.38	3.90	21.40	29.88	-8.48
	5680	136	106	53	53.1/62.5 (MCS11)	16.11	23.88	-7.76	3.90	20.01	29.88	-9.86
			106	54	53.1/62.5 (MCS11)	16.08	23.88	-7.80	3.90	19.98	29.88	-9.90
	5700	140	106	53	53.1/62.5 (MCS11)	12.13	23.88	-11.74	3.90	16.03	29.88	-13.84
			106	54	53.1/62.5 (MCS11)	12.12	23.88	-11.75	3.90	16.02	29.88	-13.85
	5720	144	106	53	53.1/62.5 (MCS11)	17.22	23.88	-6.65	3.90	21.12	29.88	-8.75
			106	54	53.1/62.5 (MCS11)	17.50	23.88	-6.38	3.90	21.40	29.88	-8.48
	5745	149	106	53	53.1/62.5 (MCS11)	17.27	30.00	-12.73	3.10	20.37	-	-
			106	54	53.1/62.5 (MCS11)	17.21	30.00	-12.79	3.10	20.31	-	-
	5785	157	106	53	53.1/62.5 (MCS11)	17.43	30.00	-12.57	3.10	20.53	-	-
			106	54	53.1/62.5 (MCS11)	17.23	30.00	-12.77	3.10	20.33	-	-
	5825	165	106	53	53.1/62.5 (MCS11)	17.12	30.00	-12.88	3.10	20.22	-	-
			106	54	53.1/62.5 (MCS11)	17.44	30.00	-12.56	3.10	20.54	-	-

Table 7-32. ISED Antenna 3c 20MHz BW (UNII) Maximum Conducted Output Power and Max EIRP (Highest Power Among Partially-Loaded RU's)

5GHz (40MHz Bandwidth)	Freq [MHz]	Channel	RU Size	RU Index	Data Rate [Mbps]	Conducted Power [dBm]	Conducted Power Limit [dBm]	Conducted Power Margin [dB]	Ant. Gain [dBi]	Max e.i.r.p. [dBm]	Max e.i.r.p. Limit [dBm]	e.i.r.p. Margin [dB]
	5190	38	242	61	121.9/143.4 (MCS11)	13.55	-	-	2.30	15.85	22.79	-6.94
			242	62	121.9/143.4 (MCS11)	13.44	-	-	2.30	15.74	22.79	-7.05
	5230	46	242	61	121.9/143.4 (MCS11)	16.27	-	-	2.30	18.57	22.79	-4.22
			242	62	121.9/143.4 (MCS11)	16.50	-	-	2.30	18.80	22.79	-3.99
	5270	54	242	61	121.9/143.4 (MCS11)	19.27	23.80	-4.53	2.10	21.37	29.80	-8.43
			242	62	121.9/143.4 (MCS11)	19.21	23.80	-4.59	2.10	21.31	29.80	-8.49
	5310	62	242	61	121.9/143.4 (MCS11)	12.61	23.80	-11.20	2.10	14.71	29.80	-15.10
			242	62	121.9/143.4 (MCS11)	12.74	23.80	-11.06	2.10	14.84	29.80	-14.96
	5510	102	242	61	121.9/143.4 (MCS11)	12.48	23.88	-11.40	3.90	16.38	29.88	-13.50
			242	62	121.9/143.4 (MCS11)	12.54	23.88	-11.33	3.90	16.44	29.88	-13.43
	5550	110	242	61	121.9/143.4 (MCS11)	17.66	23.88	-6.22	3.90	21.56	29.88	-8.32
			242	62	121.9/143.4 (MCS11)	17.76	23.88	-6.11	3.90	21.66	29.88	-8.21
	5670	134	242	61	121.9/143.4 (MCS11)	13.71	23.88	-10.16	3.90	17.61	29.88	-12.26
			242	62	121.9/143.4 (MCS11)	13.84	23.88	-10.04	3.90	17.74	29.88	-12.14
	5710	142	106	53	53.1/62.5 (MCS11)	16.32	23.88	-7.56	3.90	20.22	29.88	-9.66
			106	54	53.1/62.5 (MCS11)	16.45	23.88	-7.42	3.90	20.35	29.88	-9.52
	5755	151	106	56	53.1/62.5 (MCS11)	16.38	23.88	-7.49	3.90	20.28	29.88	-9.59
			242	61	121.9/143.4 (MCS11)	19.21	30.00	-10.79	3.10	22.31	-	-
	5795	159	242	62	121.9/143.4 (MCS11)	19.47	30.00	-10.53	3.10	22.57	-	-
			242	61	121.9/143.4 (MCS11)	19.13	30.00	-10.87	3.10	22.23	-	-
			242	62	121.9/143.4 (MCS11)	19.20	30.00	-10.80	3.10	22.30	-	-

Table 7-33. ISED Antenna 3c 40MHz BW (UNII) Maximum Conducted Output Power and Max EIRP (Highest Power Among Partially-Loaded RU's)

FCC ID: BCGA3355 IC: 579C-A3355		MEASUREMENT REPORT (CERTIFICATION)	Approved by: Technical Manager
Test Report S/N: 1C2410210077-21-R1.BCG	Test Dates: 10/25/2024 - 1/14/2025	EUT Type: Tablet Device	Page 45 of 279

5GHz (80MHz Bandwidth)	Freq [MHz]	Channel	RU Size	RU Index	Data Rate [Mbps]	Conducted Power [dBm]	Conducted Power Limit [dBm]	Conducted Power Margin [dB]	Ant. Gain [dBi]	Max e.i.r.p. [dBm]	Max e.i.r.p. Limit [dBm]	e.i.r.p. Margin [dB]
	5210	42	242	61	121.9/143.4 (MCS11)	13.98	-	-	2.30	16.28	22.79	-6.51
			242	62	121.9/143.4 (MCS11)	13.88	-	-	2.30	16.18	22.79	-6.61
			242	64	121.9/143.4 (MCS11)	13.69	-	-	2.30	15.99	22.79	-6.80
	5290	58	484	65	243.8/286.8 (MCS11)	12.00	23.80	-11.80	2.10	14.10	29.80	-15.70
			484	66	243.8/286.8 (MCS11)	11.91	23.80	-11.89	2.10	14.01	29.80	-15.79
	5530	106	484	65	243.8/286.8 (MCS11)	11.77	23.88	-12.11	3.90	15.67	29.88	-14.21
			484	66	243.8/286.8 (MCS11)	11.64	23.88	-12.24	3.90	15.54	29.88	-14.34
	5690	138	106	53	53.1/62.5 (MCS11)	16.68	23.88	-7.20	3.90	20.58	29.88	-9.30
			106	56	53.1/62.5 (MCS11)	16.77	23.88	-7.10	3.90	20.67	29.88	-9.20
			106	60	53.1/62.5 (MCS11)	16.86	23.88	-7.02	3.90	20.76	29.88	-9.12
	5775	155	484	65	243.8/286.8 (MCS11)	16.93	30.00	-13.07	3.10	20.03	-	-
			484	66	243.8/286.8 (MCS11)	16.68	30.00	-13.32	3.10	19.78	-	-

Table 7-34. ISED Antenna 3c 80MHz BW (UNII) Maximum Conducted Output Power and Max EIRP (Highest Power Among Partially-Loaded RU's)

FCC ID: BCGA3355 IC: 579C-A3355	 <b>MEASUREMENT REPORT (CERTIFICATION)</b>		Approved by: Technical Manager
Test Report S/N: 1C2410210077-21-R1.BCG	Test Dates: 10/25/2024 - 1/14/2025	EUT Type: Tablet Device	Page 46 of 279

V 10.6 10/27/2023



## 7.4.7 FCC Antenna 3c Conducted Output Power Measurements (Fully-loaded RU)

5GHz (20MHz Bandwidth)	Freq [MHz]	Channel	RU Size	RU Index	Data Rate [Mbps]	Conducted Power [dBm]	Conducted Power Limit [dBm]	Conducted Power Margin [dB]
	5180	36	242	61	121.9/143.4 (MCS11)	15.69	23.98	-8.29
	5200	40	242	61	121.9/143.4 (MCS11)	19.66	23.98	-4.32
	5240	48	242	61	121.9/143.4 (MCS11)	19.70	23.98	-4.28
	5260	52	242	61	121.9/143.4 (MCS11)	19.60	23.80	-4.20
	5300	60	242	61	121.9/143.4 (MCS11)	20.00	23.80	-3.81
	5320	64	242	61	121.9/143.4 (MCS11)	16.09	23.80	-7.71
	5500	100	242	61	121.9/143.4 (MCS11)	14.34	23.88	-9.54
	5520	104	242	61	121.9/143.4 (MCS11)	17.95	23.88	-5.93
	5540	108	242	61	121.9/143.4 (MCS11)	19.62	23.88	-4.26
	5580	116	242	61	121.9/143.4 (MCS11)	19.72	23.88	-4.16
	5660	132	242	61	121.9/143.4 (MCS11)	19.82	23.88	-4.05
	5680	136	242	61	121.9/143.4 (MCS11)	16.07	23.88	-7.80
	5700	140	242	61	121.9/143.4 (MCS11)	11.92	23.88	-11.96
	5720	144	242	61	121.9/143.4 (MCS11)	19.92	23.88	-3.95
	5745	149	242	61	121.9/143.4 (MCS11)	20.42	30.00	-9.58
	5785	157	242	61	121.9/143.4 (MCS11)	20.16	30.00	-9.84
	5825	165	242	61	121.9/143.4 (MCS11)	20.44	30.00	-9.56

Table 7-35. FCC Antenna 3c 20MHz BW (UNII) Maximum Conducted Output Power (Fully-loaded RU)

5GHz (40MHz Bandwidth)	Freq [MHz]	Channel	RU Size	RU Index	Data Rate [Mbps]	Conducted Power [dBm]	Conducted Power Limit [dBm]	Conducted Power Margin [dB]
	5190	38	484	65	243.8/286.8 (MCS11)	13.69	23.98	-10.29
	5230	46	484	65	243.8/286.8 (MCS11)	18.86	23.98	-5.12
	5270	54	484	65	243.8/286.8 (MCS11)	19.20	23.80	-4.60
	5310	62	484	65	243.8/286.8 (MCS11)	12.59	23.80	-11.21
	5510	102	484	65	243.8/286.8 (MCS11)	12.55	23.88	-11.32
	5550	110	484	65	243.8/286.8 (MCS11)	17.74	23.88	-6.13
	5590	118	484	65	243.8/286.8 (MCS11)	19.25	23.88	-4.62
	5630	126	484	65	243.8/286.8 (MCS11)	18.93	23.88	-4.95
	5670	134	484	65	243.8/286.8 (MCS11)	13.68	23.88	-10.19
	5710	142	484	65	243.8/286.8 (MCS11)	19.15	23.88	-4.73
	5755	151	484	65	243.8/286.8 (MCS11)	19.37	30.00	-10.63
	5795	159	484	65	243.8/286.8 (MCS11)	19.15	30.00	-10.85

Table 7-36. FCC Antenna 3c 40MHz BW (UNII) Maximum Conducted Output Power (Fully-loaded RU)

5GHz (80MHz Bandwidth)	Freq [MHz]	Channel	RU Size	RU Index	Data Rate [Mbps]	Conducted Power [dBm]	Conducted Power Limit [dBm]	Conducted Power Margin [dB]
	5210	42	996	67	510.4/600.5 (MCS11)	13.94	23.98	-10.04
	5290	58	996	67	510.4/600.5 (MCS11)	11.74	23.80	-12.06
	5530	106	996	67	510.4/600.5 (MCS11)	11.85	23.88	-12.03
	5610	122	996	67	510.4/600.5 (MCS11)	15.73	23.88	-8.14
	5690	138	996	67	510.4/600.5 (MCS11)	19.86	23.88	-4.02
	5775	155	996	67	510.4/600.5 (MCS11)	16.84	30.00	-13.16

Table 7-37. FCC Antenna 3c 80MHz BW (UNII) Maximum Conducted Output Power (Fully-loaded RU)

FCC ID: BCGA3355 IC: 579C-A3355		MEASUREMENT REPORT (CERTIFICATION)	Approved by: Technical Manager
Test Report S/N: 1C2410210077-21-R1.BCG	Test Dates: 10/25/2024 - 1/14/2025	EUT Type: Tablet Device	Page 47 of 279

V 10.6 10/27/2023

## 7.4.8 ISED Antenna 3c Conducted Output Power Measurements (Fully-loaded RU)

5GHz (20MHz Bandwidth)	Freq [MHz]	Channel	RU Size	RU Index	Data Rate [Mbps]	Conducted Power [dBm]	Conducted Power Limit [dBm]	Conducted Power Margin [dB]	Ant. Gain [dBi]	Max e.i.r.p. [dBm]	Max e.i.r.p. Limit [dBm]	e.i.r.p. Margin [dB]
	5180	36	242	61	121.9/143.4 (MCS11)	15.91	-	-	2.30	18.21	22.79	-4.58
	5200	40	242	61	121.9/143.4 (MCS11)	16.26	-	-	2.30	18.56	22.79	-4.22
	5240	48	242	61	121.9/143.4 (MCS11)	16.15	-	-	2.30	18.45	22.79	-4.34
	5260	52	242	61	121.9/143.4 (MCS11)	19.60	23.80	-4.20	2.10	21.70	29.80	-8.10
	5300	60	242	61	121.9/143.4 (MCS11)	20.00	23.80	-3.81	2.10	22.10	29.80	-7.71
	5320	64	242	61	121.9/143.4 (MCS11)	16.09	23.80	-7.71	2.10	18.19	29.80	-11.61
	5500	100	242	61	121.9/143.4 (MCS11)	14.34	23.88	-9.54	3.90	18.24	29.88	-11.64
	5520	104	242	61	121.9/143.4 (MCS11)	17.95	23.88	-5.93	3.90	21.85	29.88	-8.03
	5540	108	242	61	121.9/143.4 (MCS11)	19.62	23.88	-4.26	3.90	23.52	29.88	-6.36
	5580	116	242	61	121.9/143.4 (MCS11)	19.72	23.88	-4.16	3.90	23.62	29.88	-6.26
	5660	132	242	61	121.9/143.4 (MCS11)	19.82	23.88	-4.05	3.90	23.72	29.88	-6.15
	5680	136	242	61	121.9/143.4 (MCS11)	16.07	23.88	-7.80	3.90	19.97	29.88	-9.90
	5700	140	242	61	121.9/143.4 (MCS11)	11.92	23.88	-11.96	3.90	15.82	29.88	-14.06

Table 7-38. ISED Antenna 3c 20MHz BW (UNII) Maximum Conducted Output Power and Max EIRP (Fully-loaded RU)

5GHz (40MHz Bandwidth)	Freq [MHz]	Channel	RU Size	RU Index	Data Rate [Mbps]	Conducted Power [dBm]	Conducted Power Limit [dBm]	Conducted Power Margin [dB]	Ant. Gain [dBi]	Max e.i.r.p. [dBm]	Max e.i.r.p. Limit [dBm]	e.i.r.p. Margin [dB]
	5190	38	484	65	243.8/286.8 (MCS11)	13.58	-	-	2.30	15.88	22.79	-6.91
	5230	46	484	65	243.8/286.8 (MCS11)	18.62	-	-	2.30	20.92	22.79	-1.87
	5270	54	484	65	243.8/286.8 (MCS11)	19.20	23.80	-4.60	2.10	21.30	29.80	-8.50
	5310	62	484	65	243.8/286.8 (MCS11)	12.59	23.80	-11.21	2.10	14.69	29.80	-15.11
	5510	102	484	65	243.8/286.8 (MCS11)	12.55	23.88	-11.32	3.90	16.45	29.88	-13.42
	5550	110	484	65	243.8/286.8 (MCS11)	17.74	23.88	-6.13	3.90	21.64	29.88	-8.23
	5670	134	484	65	243.8/286.8 (MCS11)	13.68	23.88	-10.19	3.90	17.58	29.88	-12.29
	5710	142	484	65	243.8/286.8 (MCS11)	19.15	23.88	-4.73	3.90	23.05	29.88	-6.83
	5755	151	484	65	243.8/286.8 (MCS11)	19.37	30.00	-10.63	3.10	22.47	-	-

Table 7-39. ISED Antenna 3c 40MHz BW (UNII) Maximum Conducted Output Power and Max EIRP (Fully-loaded RU)

5GHz (80MHz Bandwidth)	Freq [MHz]	Channel	RU Size	RU Index	Data Rate [Mbps]	Conducted Power [dBm]	Conducted Power Limit [dBm]	Conducted Power Margin [dB]	Ant. Gain [dBi]	Max e.i.r.p. [dBm]	Max e.i.r.p. Limit [dBm]	e.i.r.p. Margin [dB]
	5210	42	996	67	510.4/600.5 (MCS11)	13.74	-	-	2.30	16.04	22.79	-6.74
	5290	58	996	67	510.4/600.5 (MCS11)	11.74	23.80	-12.06	2.10	13.84	29.80	-15.96
	5530	106	996	67	510.4/600.5 (MCS11)	11.85	23.88	-12.03	3.90	15.75	29.88	-14.13
	5690	138	996	67	510.4/600.5 (MCS11)	19.86	23.88	-4.02	3.90	23.76	29.88	-6.12

Table 7-40. ISED Antenna 3c 80MHz BW (UNII) Maximum Conducted Output Power and Max EIRP (Fully-loaded RU)

FCC ID: BCGA3355 IC: 579C-A3355		MEASUREMENT REPORT (CERTIFICATION)	Approved by: Technical Manager
Test Report S/N: 1C2410077-21-R1.BCG	Test Dates: 10/25/2024 - 1/14/2025	EUT Type: Tablet Device	Page 48 of 279

V 10.6 10/27/2023



## 7.4.9 FCC Antenna 3a Conducted Output Power Measurements (RU26)

5GHz (20MHz Bandwidth)	Freq [MHz]	Channel	RU Size	RU Index	Data Rate [Mbps]	Conducted Power [dBm]	Conducted Power Limit [dBm]	Conducted Power Margin [dB]
	5180	36	26	0	12.5/14.7 (MCS11)	11.31	23.98	-12.67
			26	4	12.5/14.7 (MCS11)	11.46	23.98	-12.52
			26	8	12.5/14.7 (MCS11)	11.38	23.98	-12.60
	5200	40	26	0	12.5/14.7 (MCS11)	11.10	23.98	-12.88
			26	4	12.5/14.7 (MCS11)	11.23	23.98	-12.75
			26	8	12.5/14.7 (MCS11)	11.39	23.98	-12.59
	5240	48	26	0	12.5/14.7 (MCS11)	11.30	23.98	-12.68
			26	4	12.5/14.7 (MCS11)	11.43	23.98	-12.55
			26	8	12.5/14.7 (MCS11)	11.39	23.98	-12.59
	5745	149	26	0	12.5/14.7 (MCS11)	11.40	30.00	-18.61
			26	4	12.5/14.7 (MCS11)	11.10	30.00	-18.90
			26	8	12.5/14.7 (MCS11)	11.45	30.00	-18.55
	5785	157	26	0	12.5/14.7 (MCS11)	11.25	30.00	-18.75
			26	4	12.5/14.7 (MCS11)	11.23	30.00	-18.77
			26	8	12.5/14.7 (MCS11)	11.30	30.00	-18.70
	5825	165	26	0	12.5/14.7 (MCS11)	11.33	30.00	-18.67
			26	4	12.5/14.7 (MCS11)	11.50	30.00	-18.51
			26	8	12.5/14.7 (MCS11)	11.25	30.00	-18.75

Table 7-41. FCC Antenna 3a 20MHz BW (UNII) Maximum Conducted Output Power (RU26)

5GHz (40MHz Bandwidth)	Freq [MHz]	Channel	RU Size	RU Index	Data Rate [Mbps]	Conducted Power [dBm]	Conducted Power Limit [dBm]	Conducted Power Margin [dB]
	5190	38	26	0	12.5/14.7 (MCS11)	10.23	23.98	-13.75
			26	8	12.5/14.7 (MCS11)	10.15	23.98	-13.83
			26	17	12.5/14.7 (MCS11)	10.20	23.98	-13.78
	5230	46	26	0	12.5/14.7 (MCS11)	10.25	23.98	-13.73
			26	8	12.5/14.7 (MCS11)	10.29	23.98	-13.69
			26	17	12.5/14.7 (MCS11)	10.34	23.98	-13.64
	5755	151	26	0	12.5/14.7 (MCS11)	10.23	30.00	-19.77
			26	8	12.5/14.7 (MCS11)	10.13	30.00	-19.87
			26	17	12.5/14.7 (MCS11)	10.21	30.00	-19.79
	5795	159	26	0	12.5/14.7 (MCS11)	10.18	30.00	-19.82
			26	8	12.5/14.7 (MCS11)	10.22	30.00	-19.78
			26	17	12.5/14.7 (MCS11)	10.19	30.00	-19.81

Table 7-42. FCC Antenna 3a 40MHz BW (UNII) Maximum Conducted Output Power (RU26)

5GHz (80MHz Bandwidth)	Freq [MHz]	Channel	RU Size	RU Index	Data Rate [Mbps]	Conducted Power [dBm]	Conducted Power Limit [dBm]	Conducted Power Margin [dB]
	5210	42	26	0	12.5/14.7 (MCS11)	10.95	23.98	-13.03
			26	18	12.5/14.7 (MCS11)	10.97	23.98	-13.01
			26	36	12.5/14.7 (MCS11)	10.93	23.98	-13.05
	5775	155	26	0	12.5/14.7 (MCS11)	10.75	30.00	-19.25
			26	18	12.5/14.7 (MCS11)	10.98	30.00	-19.03
			26	36	12.5/14.7 (MCS11)	10.70	30.00	-19.31

Table 7-43. FCC Antenna 3a 80MHz BW (UNII) Maximum Conducted Output Power (RU26)

FCC ID: BCGA3355 IC: 579C-A3355	 <b>MEASUREMENT REPORT (CERTIFICATION)</b>		Approved by: Technical Manager
Test Report S/N: 1C2410210077-21-R1.BCG	Test Dates: 10/25/2024 - 1/14/2025	EUT Type: Tablet Device	Page 49 of 279

V 10.6 10/27/2023

Unless otherwise specified, no part of this report may be reproduced or utilized in any part, form or by any means, electronic or mechanical, including photocopying and microfilm, without permission in writing from Element Materials Technology. If you have any questions about this or have an enquiry about obtaining additional rights to this report or assembly of contents thereof, please contact [ct.info@element.com](mailto:ct.info@element.com).

## 7.4.10 ISED Antenna 3a Conducted Output Power Measurements (RU26)

5GHz (20MHz Bandwidth)	Freq [MHz]	Channel	RU Size	RU Index	Data Rate [Mbps]	Conducted Power [dBm]	Conducted Power Limit [dBm]	Conducted Power Margin [dB]	Ant. Gain [dBi]	Max e.i.r.p. [dBm]	Max e.i.r.p. Limit [dBm]	e.i.r.p. Margin [dB]
	5180	36	26	0	12.5/14.7 (MCS11)	8.28	-	-	-0.10	8.18	22.79	-14.60
			26	4	12.5/14.7 (MCS11)	8.36	-	-	-0.10	8.26	22.79	-14.52
			26	8	12.5/14.7 (MCS11)	8.42	-	-	-0.10	8.32	22.79	-14.46
	5200	40	26	0	12.5/14.7 (MCS11)	8.36	-	-	-0.10	8.26	22.79	-14.53
			26	4	12.5/14.7 (MCS11)	8.30	-	-	-0.10	8.20	22.79	-14.59
			26	8	12.5/14.7 (MCS11)	8.09	-	-	-0.10	7.99	22.79	-14.79
	5240	48	26	0	12.5/14.7 (MCS11)	8.45	-	-	-0.10	8.35	22.79	-14.44
			26	4	12.5/14.7 (MCS11)	8.22	-	-	-0.10	8.12	22.79	-14.66
			26	8	12.5/14.7 (MCS11)	8.15	-	-	-0.10	8.05	22.79	-14.74
	5745	149	26	0	12.5/14.7 (MCS11)	11.40	30.00	-18.61	-0.50	10.90	-	-
			26	4	12.5/14.7 (MCS11)	11.10	30.00	-18.90	-0.50	10.60	-	-
			26	8	12.5/14.7 (MCS11)	11.45	30.00	-18.55	-0.50	10.95	-	-
5GHz (40MHz Bandwidth)	5785	157	26	0	12.5/14.7 (MCS11)	11.25	30.00	-18.75	-0.50	10.75	-	-
			26	4	12.5/14.7 (MCS11)	11.23	30.00	-18.77	-0.50	10.73	-	-
			26	8	12.5/14.7 (MCS11)	11.30	30.00	-18.70	-0.50	10.80	-	-
	5825	165	26	0	12.5/14.7 (MCS11)	11.33	30.00	-18.67	-0.50	10.83	-	-
			26	4	12.5/14.7 (MCS11)	11.50	30.00	-18.51	-0.50	11.00	-	-
			26	8	12.5/14.7 (MCS11)	11.25	30.00	-18.75	-0.50	10.75	-	-

Table 7-44. ISED Antenna 3a 20MHz BW (UNII) Maximum Conducted Output Power and Max EIRP (RU26)

5GHz (40MHz Bandwidth)	Freq [MHz]	Channel	RU Size	RU Index	Data Rate [Mbps]	Conducted Power [dBm]	Conducted Power Limit [dBm]	Conducted Power Margin [dB]	Ant. Gain [dBi]	Max e.i.r.p. [dBm]	Max e.i.r.p. Limit [dBm]	e.i.r.p. Margin [dB]
	5190	38	26	0	12.5/14.7 (MCS11)	8.13	-	-	-0.10	8.03	22.79	-14.76
			26	8	12.5/14.7 (MCS11)	8.39	-	-	-0.10	8.29	22.79	-14.50
			26	17	12.5/14.7 (MCS11)	8.28	-	-	-0.10	8.18	22.79	-14.60
	5230	46	26	0	12.5/14.7 (MCS11)	8.32	-	-	-0.10	8.22	22.79	-14.57
			26	8	12.5/14.7 (MCS11)	8.40	-	-	-0.10	8.30	22.79	-14.49
			26	17	12.5/14.7 (MCS11)	8.40	-	-	-0.10	8.30	22.79	-14.49
	5755	151	26	0	12.5/14.7 (MCS11)	10.23	30.00	-19.77	-0.50	9.73	-	-
			26	8	12.5/14.7 (MCS11)	10.13	30.00	-19.87	-0.50	9.63	-	-
			26	17	12.5/14.7 (MCS11)	10.21	30.00	-19.79	-0.50	9.71	-	-
	5795	159	26	0	12.5/14.7 (MCS11)	10.18	30.00	-19.82	-0.50	9.68	-	-
			26	8	12.5/14.7 (MCS11)	10.22	30.00	-19.78	-0.50	9.72	-	-
			26	17	12.5/14.7 (MCS11)	10.19	30.00	-19.81	-0.50	9.69	-	-

Table 7-45. ISED Antenna 3a 40MHz BW (UNII) Maximum Conducted Output Power and Max EIRP (RU26)

5GHz (80MHz Bandwidth)	Freq [MHz]	Channel	RU Size	RU Index	Data Rate [Mbps]	Conducted Power [dBm]	Conducted Power Limit [dBm]	Conducted Power Margin [dB]	Ant. Gain [dBi]	Max e.i.r.p. [dBm]	Max e.i.r.p. Limit [dBm]	e.i.r.p. Margin [dB]
	5210	42	26	0	12.5/14.7 (MCS11)	8.41	-	-	-0.10	8.31	22.79	-14.47
			26	18	12.5/14.7 (MCS11)	8.47	-	-	-0.10	8.37	22.79	-14.41
			26	36	12.5/14.7 (MCS11)	8.48	-	-	-0.10	8.38	22.79	-14.41
	5775	155	26	0	12.5/14.7 (MCS11)	10.75	30.00	-19.25	-0.50	10.25	-	-
			26	18	12.5/14.7 (MCS11)	10.98	30.00	-19.03	-0.50	10.48	-	-
			26	36	12.5/14.7 (MCS11)	10.70	30.00	-19.31	-0.50	10.20	-	-

Table 7-46. ISED Antenna 3a 80MHz BW (UNII) Maximum Conducted Output Power and Max EIRP (RU26)

FCC ID: BCGA3355 IC: 579C-A3355	 <b>MEASUREMENT REPORT (CERTIFICATION)</b>		Approved by: Technical Manager
Test Report S/N: 1C2410210077-21-R1.BCG	Test Dates: 10/25/2024 - 1/14/2025	EUT Type: Tablet Device	Page 50 of 279

V 10.6 10/27/2023

Unless otherwise specified, no part of this report may be reproduced or utilized in any part, form or by any means, electronic or mechanical, including photocopying and microfilm, without permission in writing from Element Materials Technology. If you have any questions about this or have an enquiry about obtaining additional rights to this report or assembly of contents thereof, please contact [ct.info@element.com](mailto:ct.info@element.com).

## 7.4.11 FCC Antenna 3a Conducted Output Power Measurements (RU52)

5GHz (20MHz Bandwidth)	Freq [MHz]	Channel	RU Size	RU Index	Data Rate [Mbps]	Conducted Power [dBm]	Conducted Power Limit [dBm]	Conducted Power Margin [dB]
	5260	52	52	37	25/29.4 (MCS11)	14.34	23.80	-9.46
			52	39	25/29.4 (MCS11)	14.35	23.80	-9.45
			52	40	25/29.4 (MCS11)	14.17	23.80	-9.63
	5300	60	52	37	25/29.4 (MCS11)	14.31	23.80	-9.49
			52	39	25/29.4 (MCS11)	14.18	23.80	-9.63
			52	40	25/29.4 (MCS11)	14.41	23.80	-9.39
	5320	64	52	37	25/29.4 (MCS11)	14.47	23.80	-9.33
			52	39	25/29.4 (MCS11)	14.33	23.80	-9.47
			52	40	25/29.4 (MCS11)	14.29	23.80	-9.51
	5500	100	52	37	25/29.4 (MCS11)	14.42	23.88	-9.45
			52	39	25/29.4 (MCS11)	14.33	23.88	-9.54
			52	40	25/29.4 (MCS11)	14.30	23.88	-9.58
	5580	116	52	37	25/29.4 (MCS11)	14.37	23.88	-9.51
			52	39	25/29.4 (MCS11)	14.24	23.88	-9.63
			52	40	25/29.4 (MCS11)	14.32	23.88	-9.56
	5680	136	52	37	25/29.4 (MCS11)	14.36	23.88	-9.51
			52	39	25/29.4 (MCS11)	14.12	23.88	-9.76
			52	40	25/29.4 (MCS11)	14.49	23.88	-9.39
	5700	140	52	37	25/29.4 (MCS11)	11.86	23.88	-12.02
			52	39	25/29.4 (MCS11)	12.01	23.88	-11.87
			52	40	25/29.4 (MCS11)	12.17	23.88	-11.71
	5720	144	52	37	25/29.4 (MCS11)	14.39	23.88	-9.49
			52	39	25/29.4 (MCS11)	14.32	23.88	-9.56
			52	40	25/29.4 (MCS11)	14.42	23.88	-9.46

Table 7-47. FCC Antenna 3a 20MHz BW (UNII) Maximum Conducted Output Power (RU52)

5GHz (40MHz Bandwidth)	Freq [MHz]	Channel	RU Size	RU Index	Data Rate [Mbps]	Conducted Power [dBm]	Conducted Power Limit [dBm]	Conducted Power Margin [dB]
	5270	54	52	37	25/29.4 (MCS11)	13.33	23.80	-10.47
			52	40	25/29.4 (MCS11)	13.13	23.80	-10.67
			52	44	25/29.4 (MCS11)	13.23	23.80	-10.57
	5310	62	52	37	25/29.4 (MCS11)	12.48	23.80	-11.33
			52	40	25/29.4 (MCS11)	12.56	23.80	-11.24
			52	44	25/29.4 (MCS11)	12.65	23.80	-11.15
	5510	102	52	37	25/29.4 (MCS11)	12.43	23.88	-11.45
			52	40	25/29.4 (MCS11)	12.55	23.88	-11.32
			52	44	25/29.4 (MCS11)	12.55	23.88	-11.33
	5550	110	52	37	25/29.4 (MCS11)	13.27	23.88	-10.60
			52	40	25/29.4 (MCS11)	13.29	23.88	-10.58
			52	44	25/29.4 (MCS11)	13.35	23.88	-10.53
	5710	142	52	37	25/29.4 (MCS11)	13.15	23.88	-10.72
			52	40	25/29.4 (MCS11)	13.43	23.88	-10.45
			52	44	25/29.4 (MCS11)	13.35	23.88	-10.53

Table 7-48. FCC Antenna 3a 40MHz BW (UNII) Maximum Conducted Output Power (RU52)

FCC ID: BCGA3355 IC: 579C-A3355	 <b>MEASUREMENT REPORT (CERTIFICATION)</b>		Approved by: Technical Manager
Test Report S/N: 1C2410210077-21-R1.BCG	Test Dates: 10/25/2024 - 1/14/2025	EUT Type: Tablet Device	Page 51 of 279

V 10.6 10/27/2023

Unless otherwise specified, no part of this report may be reproduced or utilized in any part, form or by any means, electronic or mechanical, including photocopying and microfilm, without permission in writing from Element Materials Technology. If you have any questions about this or have an enquiry about obtaining additional rights to this report or assembly of contents thereof, please contact [ct.info@element.com](mailto:ct.info@element.com).

5GHz (80MHz Bandwidth)	Freq [MHz]	Channel	RU Size	RU Index	Data Rate [Mbps]	Conducted Power [dBm]	Conducted Power Limit [dBm]	Conducted Power Margin [dB]
	5290	58	52	37	25/29.4 (MCS11)	11.88	23.80	-11.92
			52	44	25/29.4 (MCS11)	11.90	23.80	-11.90
			52	52	25/29.4 (MCS11)	11.87	23.80	-11.93
	5530	106	52	37	25/29.4 (MCS11)	11.86	23.88	-12.01
			52	44	25/29.4 (MCS11)	11.70	23.88	-12.17
			52	52	25/29.4 (MCS11)	11.87	23.88	-12.01
	5610	122	52	37	25/29.4 (MCS11)	13.84	23.88	-10.04
			52	44	25/29.4 (MCS11)	13.76	23.88	-10.12
			52	52	25/29.4 (MCS11)	13.86	23.88	-10.01
	5690	138	52	37	25/29.4 (MCS11)	13.78	23.88	-10.10
			52	44	25/29.4 (MCS11)	13.90	23.88	-9.97
			52	52	25/29.4 (MCS11)	13.80	23.88	-10.08

Table 7-49. FCC Antenna 3a 80MHz BW (UNII) Maximum Conducted Output Power (RU52)

FCC ID: BCGA3355 IC: 579C-A3355	 <b>MEASUREMENT REPORT (CERTIFICATION)</b>		Approved by: Technical Manager
Test Report S/N: 1C2410210077-21-R1.BCG	Test Dates: 10/25/2024 - 1/14/2025	EUT Type: Tablet Device	Page 52 of 279

V 10.6 10/27/2023

## 7.4.12 ISED Antenna 3a Conducted Output Power Measurements (RU52)

5GHz (20MHz Bandwidth)	Freq [MHz]	Channel	RU Size	RU Index	Data Rate [Mbps]	Conducted Power [dBm]	Conducted Power Limit [dBm]	Conducted Power Margin [dB]	Ant. Gain [dBi]	Max e.i.r.p. [dBm]	Max e.i.r.p. Limit [dBm]	e.i.r.p. Margin [dB]
	5260	52	52	37	25/29.4 (MCS11)	14.34	23.80	-9.46	1.60	15.94	29.80	-13.86
			52	39	25/29.4 (MCS11)	14.35	23.80	-9.45	1.60	15.95	29.80	-13.85
			52	40	25/29.4 (MCS11)	14.17	23.80	-9.63	1.60	15.77	29.80	-14.03
	5300	60	52	37	25/29.4 (MCS11)	14.31	23.80	-9.49	1.60	15.91	29.80	-13.89
			52	39	25/29.4 (MCS11)	14.18	23.80	-9.63	1.60	15.78	29.80	-14.03
			52	40	25/29.4 (MCS11)	14.41	23.80	-9.39	1.60	16.01	29.80	-13.79
	5320	64	52	37	25/29.4 (MCS11)	14.47	23.80	-9.33	1.60	16.07	29.80	-13.73
			52	39	25/29.4 (MCS11)	14.33	23.80	-9.47	1.60	15.93	29.80	-13.87
			52	40	25/29.4 (MCS11)	14.29	23.80	-9.51	1.60	15.89	29.80	-13.91
	5500	100	52	37	25/29.4 (MCS11)	14.42	23.88	-9.45	0.30	14.72	29.88	-15.15
			52	39	25/29.4 (MCS11)	14.33	23.88	-9.54	0.30	14.63	29.88	-15.24
			52	40	25/29.4 (MCS11)	14.30	23.88	-9.58	0.30	14.60	29.88	-15.28
	5580	116	52	37	25/29.4 (MCS11)	14.37	23.88	-9.51	0.30	14.67	29.88	-15.21
			52	39	25/29.4 (MCS11)	14.24	23.88	-9.63	0.30	14.54	29.88	-15.33
			52	40	25/29.4 (MCS11)	14.32	23.88	-9.56	0.30	14.62	29.88	-15.26
	5680	136	52	37	25/29.4 (MCS11)	14.36	23.88	-9.51	0.30	14.66	29.88	-15.21
			52	39	25/29.4 (MCS11)	14.12	23.88	-9.76	0.30	14.42	29.88	-15.46
			52	40	25/29.4 (MCS11)	14.49	23.88	-9.39	0.30	14.79	29.88	-15.09
	5700	140	52	37	25/29.4 (MCS11)	11.86	23.88	-12.02	0.30	12.16	29.88	-17.72
			52	39	25/29.4 (MCS11)	12.01	23.88	-11.87	0.30	12.31	29.88	-17.57
			52	40	25/29.4 (MCS11)	12.17	23.88	-11.71	0.30	12.47	29.88	-17.41
	5720	144	52	37	25/29.4 (MCS11)	14.39	23.88	-9.49	0.30	14.69	29.88	-15.19
			52	39	25/29.4 (MCS11)	14.32	23.88	-9.56	0.30	14.62	29.88	-15.26
			52	40	25/29.4 (MCS11)	14.42	23.88	-9.46	0.30	14.72	29.88	-15.16

Table 7-50. ISED Antenna 3a 20MHz BW (UNII) Maximum Conducted Output Power (RU52)

5GHz (40MHz Bandwidth)	Freq [MHz]	Channel	RU Size	RU Index	Data Rate [Mbps]	Conducted Power [dBm]	Conducted Power Limit [dBm]	Conducted Power Margin [dB]	Ant. Gain [dBi]	Max e.i.r.p. [dBm]	Max e.i.r.p. Limit [dBm]	e.i.r.p. Margin [dB]
	5270	54	52	37	25/29.4 (MCS11)	13.33	23.80	-10.47	1.60	14.93	29.80	-14.87
			52	40	25/29.4 (MCS11)	13.13	23.80	-10.67	1.60	14.73	29.80	-15.07
			52	44	25/29.4 (MCS11)	13.23	23.80	-10.57	1.60	14.83	29.80	-14.97
	5310	62	52	37	25/29.4 (MCS11)	12.48	23.80	-11.33	1.60	14.08	29.80	-15.73
			52	40	25/29.4 (MCS11)	12.56	23.80	-11.24	1.60	14.16	29.80	-15.64
			52	44	25/29.4 (MCS11)	12.65	23.80	-11.15	1.60	14.25	29.80	-15.55
	5510	102	52	37	25/29.4 (MCS11)	12.43	23.88	-11.45	0.30	12.73	29.88	-17.15
			52	40	25/29.4 (MCS11)	12.55	23.88	-11.32	0.30	12.85	29.88	-17.02
			52	44	25/29.4 (MCS11)	12.55	23.88	-11.33	0.30	12.85	29.88	-17.03
	5550	110	52	37	25/29.4 (MCS11)	13.27	23.88	-10.60	0.30	13.57	29.88	-16.30
			52	40	25/29.4 (MCS11)	13.29	23.88	-10.58	0.30	13.59	29.88	-16.28
			52	44	25/29.4 (MCS11)	13.35	23.88	-10.53	0.30	13.65	29.88	-16.23
	5670	134	52	37	25/29.4 (MCS11)	13.11	23.88	-10.77	0.30	13.41	29.88	-16.47
			52	40	25/29.4 (MCS11)	13.38	23.88	-10.50	0.30	13.68	29.88	-16.20
			52	44	25/29.4 (MCS11)	13.44	23.88	-10.43	0.30	13.74	29.88	-16.13
	5710	142	52	37	25/29.4 (MCS11)	13.15	23.88	-10.72	0.30	13.45	29.88	-16.42
			52	40	25/29.4 (MCS11)	13.43	23.88	-10.45	0.30	13.73	29.88	-16.15
			52	44	25/29.4 (MCS11)	13.35	23.88	-10.53	0.30	13.65	29.88	-16.23

Table 7-51. ISED Antenna 3a 40MHz BW (UNII) Maximum Conducted Output Power (RU52)

5GHz (80MHz Bandwidth)	Freq [MHz]	Channel	RU Size	RU Index	Data Rate [Mbps]	Conducted Power [dBm]	Conducted Power Limit [dBm]	Conducted Power Margin [dB]	Ant. Gain [dBi]	Max e.i.r.p. [dBm]	Max e.i.r.p. Limit [dBm]	e.i.r.p. Margin [dB]
	5290	58	52	37	25/29.4 (MCS11)	11.88	23.80	-11.92	1.60	13.48	29.80	-16.32
			52	44	25/29.4 (MCS11)	11.90	23.80	-11.90	1.60	13.50	29.80	-16.30
			52	52	25/29.4 (MCS11)	11.87	23.80	-11.93	1.60	13.47	29.80	-16.33
	5530	106	52	37	25/29.4 (MCS11)	11.86	23.88	-12.01	0.30	12.16	29.88	-17.71
			52	44	25/29.4 (MCS11)	11.70	23.88	-12.17	0.30	12.00	29.88	-17.87
			52	52	25/29.4 (MCS11)	11.87	23.88	-12.01	0.30	12.17	29.88	-17.71
	5690	138	52	37	25/29.4 (MCS11)	13.78	23.88	-10.10	0.30	14.08	29.88	-15.80
			52	44	25/29.4 (MCS11)	13.90	23.88	-9.97	0.30	14.20	29.88	-15.67
			52	52	25/29.4 (MCS11)	13.80	23.88	-10.08	0.30	14.10	29.88	-15.78

Table 7-52. ISED Antenna 3a 80MHz BW (UNII) Maximum Conducted Output Power (RU52)

FCC ID: BCGA3355 IC: 579C-A3355		MEASUREMENT REPORT (CERTIFICATION)	Approved by: Technical Manager
Test Report S/N: 1C2410210077-21-R1.BCG	Test Dates: 10/25/2024 - 1/14/2025	EUT Type: Tablet Device	Page 53 of 279

V 10.6 10/27/2023

Unless otherwise specified, no part of this report may be reproduced or utilized in any part, form or by any means, electronic or mechanical, including photocopying and microfilm, without permission in writing from Element Materials Technology. If you have any questions about this or have an enquiry about obtaining additional rights to this report or assembly of contents thereof, please contact [ct.info@element.com](mailto:ct.info@element.com).

### 7.4.13 FCC Antenna 3a Conducted Output Power Measurements (Highest Power Among Partially-Loaded RU's)

5GHz (20MHz Bandwidth)	Freq [MHz]	Channel	RU Size	RU Index	Data Rate [Mbps]	Conducted Power [dBm]	Conducted Power Limit [dBm]	Conducted Power Margin [dB]
	5180	36	106	53	53.1/62.5 (MCS11)	15.63	23.98	-8.35
			106	54	53.1/62.5 (MCS11)	15.78	23.98	-8.20
	5200	40	106	53	53.1/62.5 (MCS11)	17.18	23.98	-6.80
			106	54	53.1/62.5 (MCS11)	17.44	23.98	-6.54
	5240	48	106	53	53.1/62.5 (MCS11)	17.20	23.98	-6.78
			106	54	53.1/62.5 (MCS11)	17.35	23.98	-6.63
	5260	52	106	53	53.1/62.5 (MCS11)	17.23	23.80	-6.57
			106	54	53.1/62.5 (MCS11)	17.38	23.80	-6.42
	5300	60	106	53	53.1/62.5 (MCS11)	17.39	23.80	-6.41
			106	54	53.1/62.5 (MCS11)	17.49	23.80	-6.31
	5320	64	106	53	53.1/62.5 (MCS11)	16.05	23.80	-7.76
			106	54	53.1/62.5 (MCS11)	16.06	23.80	-7.74
	5500	100	106	53	53.1/62.5 (MCS11)	14.49	23.88	-9.38
			106	54	53.1/62.5 (MCS11)	14.21	23.88	-9.67
	5520	104	106	53	53.1/62.5 (MCS11)	17.26	23.88	-6.62
			106	54	53.1/62.5 (MCS11)	17.38	23.88	-6.49
	5580	116	106	53	53.1/62.5 (MCS11)	17.17	23.88	-6.71
			106	54	53.1/62.5 (MCS11)	17.25	23.88	-6.63
	5660	132	106	53	53.1/62.5 (MCS11)	17.25	23.88	-6.63
			106	54	53.1/62.5 (MCS11)	17.21	23.88	-6.66
	5680	136	106	53	53.1/62.5 (MCS11)	16.22	23.88	-7.66
			106	54	53.1/62.5 (MCS11)	15.97	23.88	-7.90
	5700	140	106	53	53.1/62.5 (MCS11)	12.11	23.88	-11.77
			106	54	53.1/62.5 (MCS11)	11.95	23.88	-11.92
	5720	144	106	53	53.1/62.5 (MCS11)	17.23	23.88	-6.65
			106	54	53.1/62.5 (MCS11)	17.42	23.88	-6.45
	5745	149	106	53	53.1/62.5 (MCS11)	17.26	30.00	-12.74
			106	54	53.1/62.5 (MCS11)	17.13	30.00	-12.87
	5785	157	106	53	53.1/62.5 (MCS11)	17.20	30.00	-12.80
			106	54	53.1/62.5 (MCS11)	17.40	30.00	-12.60
	5825	165	106	53	53.1/62.5 (MCS11)	17.19	30.00	-12.81
			106	54	53.1/62.5 (MCS11)	17.31	30.00	-12.69

Table 7-53. FCC Antenna 3a 20MHz BW (UNII) Maximum Conducted Output Power (Highest Power Among Partially-Loaded RU's)

FCC ID: BCGA3355 IC: 579C-A3355	 <b>MEASUREMENT REPORT (CERTIFICATION)</b>		Approved by: Technical Manager
Test Report S/N: 1C2410210077-21-R1.BCG	Test Dates: 10/25/2024 - 1/14/2025	EUT Type: Tablet Device	Page 54 of 279

V 10.6 10/27/2023

Unless otherwise specified, no part of this report may be reproduced or utilized in any part, form or by any means, electronic or mechanical, including photocopying and microfilm, without permission in writing from Element Materials Technology. If you have any questions about this or have an enquiry about obtaining additional rights to this report or assembly of contents thereof, please contact [ct.info@element.com](mailto:ct.info@element.com).



5GHz (40MHz Bandwidth)	Freq [MHz]	Channel	RU Size	RU Index	Data Rate [Mbps]	Conducted Power [dBm]	Conducted Power Limit [dBm]	Conducted Power Margin [dB]
	5190	38	242	61	121.9/143.4 (MCS11)	13.56	23.98	-10.42
			242	62	121.9/143.4 (MCS11)	13.49	23.98	-10.49
	5230	46	242	61	121.9/143.4 (MCS11)	18.75	23.98	-5.23
			242	62	121.9/143.4 (MCS11)	18.61	23.98	-5.37
	5270	54	242	61	121.9/143.4 (MCS11)	19.19	23.80	-4.61
			242	62	121.9/143.4 (MCS11)	19.36	23.80	-4.44
	5310	62	242	61	121.9/143.4 (MCS11)	12.62	23.80	-11.18
			242	62	121.9/143.4 (MCS11)	12.44	23.80	-11.36
	5510	102	242	61	121.9/143.4 (MCS11)	12.71	23.88	-11.17
			242	62	121.9/143.4 (MCS11)	12.61	23.88	-11.27
	5550	110	242	61	121.9/143.4 (MCS11)	17.81	23.88	-6.07
			242	62	121.9/143.4 (MCS11)	17.90	23.88	-5.98
	5590	118	242	61	121.9/143.4 (MCS11)	19.35	23.88	-4.52
			242	62	121.9/143.4 (MCS11)	19.43	23.88	-4.45
	5630	126	242	61	121.9/143.4 (MCS11)	18.61	23.88	-5.26
			242	62	121.9/143.4 (MCS11)	18.72	23.88	-5.16
	5670	134	242	61	121.9/143.4 (MCS11)	13.70	23.88	-10.18
			242	62	121.9/143.4 (MCS11)	13.84	23.88	-10.03
	5710	142	106	53	53.1/62.5 (MCS11)	16.33	23.88	-7.54
			106	54	53.1/62.5 (MCS11)	16.25	23.88	-7.63
			106	56	53.1/62.5 (MCS11)	16.11	23.88	-7.77
	5755	151	242	61	121.9/143.4 (MCS11)	19.48	30.00	-10.52
			242	62	121.9/143.4 (MCS11)	19.36	30.00	-10.64
	5795	159	242	61	121.9/143.4 (MCS11)	19.47	30.00	-10.54
			242	62	121.9/143.4 (MCS11)	19.12	30.00	-10.88

Table 7-54. FCC Antenna 3a 40MHz BW (UNII) Maximum Conducted Output Power (Highest Power Among Partially-Loaded RU's)

5GHz (80MHz Bandwidth)	Freq [MHz]	Channel	RU Size	RU Index	Data Rate [Mbps]	Conducted Power [dBm]	Conducted Power Limit [dBm]	Conducted Power Margin [dB]
	5210	42	242	61	121.9/143.4 (MCS11)	13.77	23.98	-10.21
			242	62	121.9/143.4 (MCS11)	13.97	23.98	-10.01
			242	64	121.9/143.4 (MCS11)	13.84	23.98	-10.14
	5290	58	484	65	243.8/286.8 (MCS11)	11.92	23.80	-11.88
			484	66	243.8/286.8 (MCS11)	11.66	23.80	-12.14
	5530	106	484	65	243.8/286.8 (MCS11)	11.76	23.88	-12.11
			484	66	243.8/286.8 (MCS11)	11.73	23.88	-12.15
	5610	122	484	65	243.8/286.8 (MCS11)	15.68	23.88	-8.19
			484	66	243.8/286.8 (MCS11)	15.64	23.88	-8.23
	5690	138	106	53	53.1/62.5 (MCS11)	16.82	23.88	-7.06
			106	56	53.1/62.5 (MCS11)	16.90	23.88	-6.97
			106	60	53.1/62.5 (MCS11)	16.98	23.88	-6.90
	5775	155	484	65	243.8/286.8 (MCS11)	16.74	30.00	-13.26
			484	66	243.8/286.8 (MCS11)	16.70	30.00	-13.30

Table 7-55. FCC Antenna 3a 80MHz BW (UNII) Maximum Conducted Output Power (Highest Power Among Partially-Loaded RU's)

FCC ID: BCGA3355 IC: 579C-A3355	 <b>MEASUREMENT REPORT (CERTIFICATION)</b>		Approved by: Technical Manager
Test Report S/N: 1C2410210077-21-R1.BCG	Test Dates: 10/25/2024 - 1/14/2025	EUT Type: Tablet Device	Page 55 of 279

V 10.6 10/27/2023

Unless otherwise specified, no part of this report may be reproduced or utilized in any part, form or by any means, electronic or mechanical, including photocopying and microfilm, without permission in writing from Element Materials Technology. If you have any questions about this or have an enquiry about obtaining additional rights to this report or assembly of contents thereof, please contact [ct.info@element.com](mailto:ct.info@element.com).

## 7.4.14 ISED Antenna 3a Conducted Output Power Measurements (Highest Power Among Partially-Loaded RU's)

5GHz (20MHz Bandwidth)	Freq [MHz]	Channel	RU Size	RU Index	Data Rate [Mbps]	Conducted Power [dBm]	Conducted Power Limit [dBm]	Conducted Power Margin [dB]	Ant. Gain [dBi]	Max e.i.r.p. [dBm]	Max e.i.r.p. Limit [dBm]	e.i.r.p. Margin [dB]
	5180	36	106	53	53.1/62.5 (MCS11)	14.30	-	-	-0.10	14.20	22.79	-8.59
			106	54	53.1/62.5 (MCS11)	14.24	-	-	-0.10	14.14	22.79	-8.65
	5200	40	106	53	53.1/62.5 (MCS11)	14.32	-	-	-0.10	14.22	22.79	-8.57
			106	54	53.1/62.5 (MCS11)	14.42	-	-	-0.10	14.32	22.79	-8.47
	5240	48	106	53	53.1/62.5 (MCS11)	14.23	-	-	-0.10	14.13	22.79	-8.66
			106	54	53.1/62.5 (MCS11)	14.42	-	-	-0.10	14.32	22.79	-8.47
	5260	52	106	53	53.1/62.5 (MCS11)	17.23	23.80	-6.57	1.60	18.83	29.80	-10.97
			106	54	53.1/62.5 (MCS11)	17.38	23.80	-6.42	1.60	18.98	29.80	-10.82
	5300	60	106	53	53.1/62.5 (MCS11)	17.39	23.80	-6.41	1.60	18.99	29.80	-10.81
			106	54	53.1/62.5 (MCS11)	17.49	23.80	-6.31	1.60	19.09	29.80	-10.71
	5320	64	106	53	53.1/62.5 (MCS11)	16.05	23.80	-7.76	1.60	17.65	29.80	-12.16
			106	54	53.1/62.5 (MCS11)	16.06	23.80	-7.74	1.60	17.66	29.80	-12.14
	5500	100	106	53	53.1/62.5 (MCS11)	14.49	23.88	-9.38	0.30	14.79	29.88	-15.08
			106	54	53.1/62.5 (MCS11)	14.21	23.88	-9.67	0.30	14.51	29.88	-15.37
	5520	104	106	53	53.1/62.5 (MCS11)	17.26	23.88	-6.62	0.30	17.56	29.88	-12.32
			106	54	53.1/62.5 (MCS11)	17.38	23.88	-6.49	0.30	17.68	29.88	-12.19
	5540	108	106	53	53.1/62.5 (MCS11)	17.43	23.88	-6.45	0.30	17.73	29.88	-12.15
			106	54	53.1/62.5 (MCS11)	17.36	23.88	-6.52	0.30	17.66	29.88	-12.22
	5580	116	106	53	53.1/62.5 (MCS11)	17.17	23.88	-6.71	0.30	17.47	29.88	-12.41
			106	54	53.1/62.5 (MCS11)	17.25	23.88	-6.63	0.30	17.55	29.88	-12.33
	5660	132	106	53	53.1/62.5 (MCS11)	17.25	23.88	-6.63	0.30	17.55	29.88	-12.33
			106	54	53.1/62.5 (MCS11)	17.21	23.88	-6.66	0.30	17.51	29.88	-12.36
	5680	136	106	53	53.1/62.5 (MCS11)	16.22	23.88	-7.66	0.30	16.52	29.88	-13.36
			106	54	53.1/62.5 (MCS11)	15.97	23.88	-7.90	0.30	16.27	29.88	-13.60
	5700	140	106	53	53.1/62.5 (MCS11)	12.11	23.88	-11.77	0.30	12.41	29.88	-17.47
			106	54	53.1/62.5 (MCS11)	11.95	23.88	-11.92	0.30	12.25	29.88	-17.62
	5720	144	106	53	53.1/62.5 (MCS11)	17.23	23.88	-6.65	0.30	17.53	29.88	-12.35
			106	54	53.1/62.5 (MCS11)	17.42	23.88	-6.45	0.30	17.72	29.88	-12.15
	5745	149	106	53	53.1/62.5 (MCS11)	17.26	30.00	-12.74	-0.50	16.76	-	-
			106	54	53.1/62.5 (MCS11)	17.13	30.00	-12.87	-0.50	16.63	-	-
	5785	157	106	53	53.1/62.5 (MCS11)	17.20	30.00	-12.80	-0.50	16.70	-	-
			106	54	53.1/62.5 (MCS11)	17.40	30.00	-12.60	-0.50	16.90	-	-
	5825	165	106	53	53.1/62.5 (MCS11)	17.19	30.00	-12.81	-0.50	16.69	-	-
			106	54	53.1/62.5 (MCS11)	17.31	30.00	-12.69	-0.50	16.81	-	-

Table 7-56. ISED Antenna 3a 20MHz BW (UNII) Maximum Conducted Output Power and Max EIRP (Highest Power Among Partially-Loaded RU's)

5GHz (40MHz Bandwidth)	Freq [MHz]	Channel	RU Size	RU Index	Data Rate [Mbps]	Conducted Power [dBm]	Conducted Power Limit [dBm]	Conducted Power Margin [dB]	Ant. Gain [dBi]	Max e.i.r.p. [dBm]	Max e.i.r.p. Limit [dBm]	e.i.r.p. Margin [dB]
	5190	38	242	61	121.9/143.4 (MCS11)	13.44	-	-	-0.10	13.34	22.79	-9.45
			242	62	121.9/143.4 (MCS11)	13.69	-	-	-0.10	13.59	22.79	-9.20
	5230	46	242	61	121.9/143.4 (MCS11)	16.38	-	-	-0.10	16.28	22.79	-6.51
			242	62	121.9/143.4 (MCS11)	16.11	-	-	-0.10	16.01	22.79	-6.78
	5270	54	242	61	121.9/143.4 (MCS11)	19.19	23.80	-4.61	1.60	20.79	29.80	-9.01
			242	62	121.9/143.4 (MCS11)	19.36	23.80	-4.44	1.60	20.96	29.80	-8.84
	5310	62	242	61	121.9/143.4 (MCS11)	12.62	23.80	-11.18	1.60	14.22	29.80	-15.58
			242	62	121.9/143.4 (MCS11)	12.44	23.80	-11.36	1.60	14.04	29.80	-15.76
	5510	102	242	61	121.9/143.4 (MCS11)	12.71	23.88	-11.17	0.30	13.01	29.88	-16.87
			242	62	121.9/143.4 (MCS11)	12.61	23.88	-11.27	0.30	12.91	29.88	-16.97
	5550	110	242	61	121.9/143.4 (MCS11)	17.81	23.88	-6.07	0.30	18.11	29.88	-11.77
			242	62	121.9/143.4 (MCS11)	17.90	23.88	-5.98	0.30	18.20	29.88	-11.68
	5670	134	242	61	121.9/143.4 (MCS11)	13.70	23.88	-10.18	0.30	14.00	29.88	-15.88
			242	62	121.9/143.4 (MCS11)	13.84	23.88	-10.03	0.30	14.14	29.88	-15.73
	5710	142	106	53	53.1/62.5 (MCS11)	16.33	23.88	-7.54	0.30	16.63	29.88	-13.24
			106	54	53.1/62.5 (MCS11)	16.25	23.88	-7.63	0.30	16.55	29.88	-13.33
			106	56	53.1/62.5 (MCS11)	16.11	23.88	-7.77	0.30	16.41	29.88	-13.47
	5755	151	242	61	121.9/143.4 (MCS11)	19.48	30.00	-10.52	-0.50	18.98	-	-
			242	62	121.9/143.4 (MCS11)	19.36	30.00	-10.64	-0.50	18.86	-	-
	5795	159	242	61	121.9/143.4 (MCS11)	19.47	30.00	-10.54	-0.50	18.97	-	-
			242	62	121.9/143.4 (MCS11)	19.12	30.00	-10.88	-0.50	18.62	-	-

Table 7-57. ISED Antenna 3a 40MHz BW (UNII) Maximum Conducted Output Power and Max EIRP (Highest Power Among Partially-Loaded RU's)

FCC ID: BCGA3355 IC: 579C-A3355		MEASUREMENT REPORT (CERTIFICATION)		Approved by: Technical Manager
Test Report S/N: 1C2410210077-21-R1.BCG	Test Dates: 10/25/2024 - 1/14/2025	EUT Type: Tablet Device	Page 56 of 279	

V 10.6 10/27/2023

Unless otherwise specified, no part of this report may be reproduced or utilized in any part, form or by any means, electronic or mechanical, including photocopying and microfilm, without permission in writing from Element Materials Technology. If you have any questions about this or have an enquiry about obtaining additional rights to this report or assembly of contents thereof, please contact [ct.info@element.com](mailto:ct.info@element.com).



5GHz (80MHz Bandwidth)	Freq [MHz]	Channel	RU Size	RU Index	Data Rate [Mbps]	Conducted Power [dBm]	Conducted Power Limit [dBm]	Conducted Power Margin [dB]	Ant. Gain [dBi]	Max e.i.r.p. [dBm]	Max e.i.r.p. Limit [dBm]	e.i.r.p. Margin [dB]
	5210	42	242	61	121.9/143.4 (MCS11)	13.77	-	-	-0.10	13.67	22.79	-9.11
			242	62	121.9/143.4 (MCS11)	13.97	-	-	-0.10	13.87	22.79	-8.92
			242	64	121.9/143.4 (MCS11)	13.84	-	-	-0.10	13.74	22.79	-9.05
	5290	58	484	65	243.8/286.8 (MCS11)	11.92	23.80	-11.88	1.60	13.52	29.80	-16.28
			484	66	243.8/286.8 (MCS11)	11.66	23.80	-12.14	1.60	13.26	29.80	-16.54
	5530	106	484	65	243.8/286.8 (MCS11)	11.76	23.88	-12.11	0.30	12.06	29.88	-17.81
			484	66	243.8/286.8 (MCS11)	11.73	23.88	-12.15	0.30	12.03	29.88	-17.85
	5690	138	106	53	53.1/62.5 (MCS11)	16.82	23.88	-7.06	0.30	17.12	29.88	-12.76
			106	56	53.1/62.5 (MCS11)	16.90	23.88	-6.97	0.30	17.20	29.88	-12.67
			106	60	53.1/62.5 (MCS11)	16.98	23.88	-6.90	0.30	17.28	29.88	-12.60
	5775	155	484	65	243.8/286.8 (MCS11)	16.74	30.00	-13.26	-0.50	16.24	-	-
			484	66	243.8/286.8 (MCS11)	16.70	30.00	-13.30	-0.50	16.20	-	-

Table 7-58. ISED Antenna 3a 80MHz BW (UNII) Maximum Conducted Output Power and Max EIRP (Highest Power Among Partially-Loaded RU's)

FCC ID: BCGA3355 IC: 579C-A3355	 <b>MEASUREMENT REPORT (CERTIFICATION)</b>		Approved by: Technical Manager
Test Report S/N: 1C2410210077-21-R1.BCG	Test Dates: 10/25/2024 - 1/14/2025	EUT Type: Tablet Device	Page 57 of 279

V 10.6 10/27/2023

## 7.4.15 FCC Antenna 3a Conducted Output Power Measurements (Fully-loaded RU)

5GHz (20MHz Bandwidth)	Freq [MHz]	Channel	RU Size	RU Index	Data Rate [Mbps]	Conducted Power [dBm]	Conducted Power Limit [dBm]	Conducted Power Margin [dB]
	5180	36	242	61	121.9/143.4 (MCS11)	15.96	23.98	-8.02
	5200	40	242	61	121.9/143.4 (MCS11)	19.70	23.98	-4.28
	5240	48	242	61	121.9/143.4 (MCS11)	19.94	23.98	-4.04
	5260	52	242	61	121.9/143.4 (MCS11)	19.61	23.80	-4.19
	5300	60	242	61	121.9/143.4 (MCS11)	19.86	23.80	-3.94
	5320	64	242	61	121.9/143.4 (MCS11)	16.14	23.80	-7.66
	5500	100	242	61	121.9/143.4 (MCS11)	14.14	23.88	-9.73
	5520	104	242	61	121.9/143.4 (MCS11)	18.00	23.88	-5.88
	5540	108	242	61	121.9/143.4 (MCS11)	19.93	23.88	-3.94
	5580	116	242	61	121.9/143.4 (MCS11)	19.78	23.88	-4.10
	5660	132	242	61	121.9/143.4 (MCS11)	19.88	23.88	-4.00
	5680	136	242	61	121.9/143.4 (MCS11)	16.06	23.88	-7.82
	5700	140	242	61	121.9/143.4 (MCS11)	12.17	23.88	-11.71
	5720	144	242	61	121.9/143.4 (MCS11)	19.70	23.88	-4.18
	5745	149	242	61	121.9/143.4 (MCS11)	20.43	30.00	-9.57
	5785	157	242	61	121.9/143.4 (MCS11)	20.23	30.00	-9.77
	5825	165	242	61	121.9/143.4 (MCS11)	20.36	30.00	-9.64

Table 7-59. FCC Antenna 3a 20MHz BW (UNII) Maximum Conducted Output Power (Fully-loaded RU)

5GHz (40MHz Bandwidth)	Freq [MHz]	Channel	RU Size	RU Index	Data Rate [Mbps]	Conducted Power [dBm]	Conducted Power Limit [dBm]	Conducted Power Margin [dB]
	5190	38	484	65	243.8/286.8 (MCS11)	13.67	23.98	-10.31
	5230	46	484	65	243.8/286.8 (MCS11)	18.83	23.98	-5.15
	5270	54	484	65	243.8/286.8 (MCS11)	19.16	23.80	-4.64
	5310	62	484	65	243.8/286.8 (MCS11)	12.67	23.80	-11.13
	5510	102	484	65	243.8/286.8 (MCS11)	12.60	23.88	-11.28
	5550	110	484	65	243.8/286.8 (MCS11)	17.69	23.88	-6.19
	5590	118	484	65	243.8/286.8 (MCS11)	19.32	23.88	-4.56
	5630	126	484	65	243.8/286.8 (MCS11)	18.98	23.88	-4.90
	5670	134	484	65	243.8/286.8 (MCS11)	13.85	23.88	-10.02
	5710	142	484	65	243.8/286.8 (MCS11)	19.36	23.88	-4.52
	5755	151	484	65	243.8/286.8 (MCS11)	19.40	30.00	-10.60
	5795	159	484	65	243.8/286.8 (MCS11)	19.34	30.00	-10.66

Table 7-60. FCC Antenna 3a 40MHz BW (UNII) Maximum Conducted Output Power (Fully-loaded RU)

5GHz (80MHz Bandwidth)	Freq [MHz]	Channel	RU Size	RU Index	Data Rate [Mbps]	Conducted Power [dBm]	Conducted Power Limit [dBm]	Conducted Power Margin [dB]
	5210	42	996	67	510.4/600.5 (MCS11)	13.82	23.98	-10.16
	5290	58	996	67	510.4/600.5 (MCS11)	11.89	23.80	-11.91
	5530	106	996	67	510.4/600.5 (MCS11)	11.87	23.88	-12.01
	5610	122	996	67	510.4/600.5 (MCS11)	15.76	23.88	-8.12
	5690	138	996	67	510.4/600.5 (MCS11)	19.97	23.88	-3.90
	5775	155	996	67	510.4/600.5 (MCS11)	16.82	30.00	-13.18

Table 7-61. FCC Antenna 3a 80MHz BW (UNII) Maximum Conducted Output Power (Fully-loaded RU)

FCC ID: BCGA3355 IC: 579C-A3355		MEASUREMENT REPORT (CERTIFICATION)	Approved by: Technical Manager
Test Report S/N: 1C2410210077-21-R1.BCG	Test Dates: 10/25/2024 - 1/14/2025	EUT Type: Tablet Device	Page 58 of 279

V 10.6 10/27/2023

## 7.4.16 ISED Antenna 3a Conducted Output Power Measurements (Fully-loaded RU)

5GHz (20MHz Bandwidth)	Freq [MHz]	Channel	RU Size	RU Index	Data Rate [Mbps]	Conducted Power [dBm]	Conducted Power Limit [dBm]	Conducted Power Margin [dB]	Ant. Gain [dBi]	Max e.i.r.p. [dBm]	Max e.i.r.p. Limit [dBm]	e.i.r.p. Margin [dB]
	5180	36	242	61	121.9/143.4 (MCS11)	15.97	-	-	-0.10	15.87	22.79	-6.92
	5200	40	242	61	121.9/143.4 (MCS11)	16.14	-	-	-0.10	16.04	22.79	-6.75
	5240	48	242	61	121.9/143.4 (MCS11)	16.15	-	-	-0.10	16.05	22.79	-6.74
	5260	52	242	61	121.9/143.4 (MCS11)	19.61	23.80	-4.19	1.60	21.21	29.80	-8.59
	5300	60	242	61	121.9/143.4 (MCS11)	19.86	23.80	-3.94	1.60	21.46	29.80	-8.34
	5320	64	242	61	121.9/143.4 (MCS11)	16.14	23.80	-7.66	1.60	17.74	29.80	-12.06
	5500	100	242	61	121.9/143.4 (MCS11)	14.14	23.88	-9.73	0.30	14.44	29.88	-15.43
	5520	104	242	61	121.9/143.4 (MCS11)	18.00	23.88	-5.88	0.30	18.30	29.88	-11.58
	5540	108	242	61	121.9/143.4 (MCS11)	19.93	23.88	-3.94	0.30	20.23	29.88	-9.64
	5580	116	242	61	121.9/143.4 (MCS11)	19.78	23.88	-4.10	0.30	20.08	29.88	-9.80
	5660	132	242	61	121.9/143.4 (MCS11)	19.88	23.88	-4.00	0.30	20.18	29.88	-9.70
	5680	136	242	61	121.9/143.4 (MCS11)	16.06	23.88	-7.82	0.30	16.36	29.88	-13.52
	5700	140	242	61	121.9/143.4 (MCS11)	12.17	23.88	-11.71	0.30	12.47	29.88	-17.41
	5720	144	242	61	121.9/143.4 (MCS11)	19.70	23.88	-4.18	0.30	20.00	29.88	-9.88
	5745	149	242	61	121.9/143.4 (MCS11)	20.43	30.00	-9.57	-0.50	19.93	-	-
	5785	157	242	61	121.9/143.4 (MCS11)	20.23	30.00	-9.77	-0.50	19.73	-	-
	5825	165	242	61	121.9/143.4 (MCS11)	20.36	30.00	-9.64	-0.50	19.86	-	-

Table 7-62. ISED Antenna 3a 20MHz BW (UNII) Maximum Conducted Output Power and Max EIRP (Fully-loaded RU)

5GHz (40MHz Bandwidth)	Freq [MHz]	Channel	RU Size	RU Index	Data Rate [Mbps]	Conducted Power [dBm]	Conducted Power Limit [dBm]	Conducted Power Margin [dB]	Ant. Gain [dBi]	Max e.i.r.p. [dBm]	Max e.i.r.p. Limit [dBm]	e.i.r.p. Margin [dB]
	5190	38	484	65	243.8/286.8 (MCS11)	13.67	-	-	-0.10	13.57	22.79	-9.22
	5230	46	484	65	243.8/286.8 (MCS11)	18.68	-	-	-0.10	18.58	22.79	-4.20
	5270	54	484	65	243.8/286.8 (MCS11)	19.16	23.80	-4.64	1.60	20.76	29.80	-9.04
	5310	62	484	65	243.8/286.8 (MCS11)	12.67	23.80	-11.13	1.60	14.27	29.80	-15.53
	5510	102	484	65	243.8/286.8 (MCS11)	12.60	23.88	-11.28	0.30	12.90	29.88	-16.98
	5550	110	484	65	243.8/286.8 (MCS11)	17.69	23.88	-6.19	0.30	17.99	29.88	-11.89
	5670	134	484	65	243.8/286.8 (MCS11)	13.85	23.88	-10.02	0.30	14.15	29.88	-15.72
	5710	142	484	65	243.8/286.8 (MCS11)	19.36	23.88	-4.52	0.30	19.66	29.88	-10.22
	5755	151	484	65	243.8/286.8 (MCS11)	19.40	30.00	-10.60	-0.50	18.90	-	-
	5795	159	484	65	243.8/286.8 (MCS11)	19.34	30.00	-10.66	-0.50	18.84	-	-

Table 7-63. ISED Antenna 3a 40MHz BW (UNII) Maximum Conducted Output Power and Max EIRP (Fully-loaded RU)

5GHz (80MHz Bandwidth)	Freq [MHz]	Channel	RU Size	RU Index	Data Rate [Mbps]	Conducted Power [dBm]	Conducted Power Limit [dBm]	Conducted Power Margin [dB]	Ant. Gain [dBi]	Max e.i.r.p. [dBm]	Max e.i.r.p. Limit [dBm]	e.i.r.p. Margin [dB]
	5210	42	996	67	510.4/600.5 (MCS11)	13.94	-	-	-0.10	13.84	22.79	-8.94
	5290	58	996	67	510.4/600.5 (MCS11)	11.89	23.80	-11.91	1.60	13.49	29.80	-16.31
	5530	106	996	67	510.4/600.5 (MCS11)	11.87	23.88	-12.01	0.30	12.17	29.88	-17.71
	5690	138	996	67	510.4/600.5 (MCS11)	19.97	23.88	-3.90	0.30	20.27	29.88	-9.60
	5775	155	996	67	510.4/600.5 (MCS11)	16.82	30.00	-13.18	-0.50	16.32	-	-

Table 7-64. ISED Antenna 3a 80MHz BW (UNII) Maximum Conducted Output Power and Max EIRP (Fully-loaded RU)

FCC ID: BCGA3355 IC: 579C-A3355	 <b>MEASUREMENT REPORT (CERTIFICATION)</b>		Approved by: Technical Manager
Test Report S/N: 1C2410210077-21-R1.BCG	Test Dates: 10/25/2024 - 1/14/2025	EUT Type: Tablet Device	Page 59 of 279

## 7.4.17 FCC Antenna 1b Conducted Output Power Measurements (RU26)

5GHz (20MHz Bandwidth)	Freq [MHz]	Channel	RU Size	RU Index	Data Rate [Mbps]	Conducted Power [dBm]	Conducted Power Limit [dBm]	Conducted Power Margin [dB]
	5180	36	26	0	12.5/14.7 (MCS11)	10.17	23.98	-13.81
			26	4	12.5/14.7 (MCS11)	10.33	23.98	-13.65
			26	8	12.5/14.7 (MCS11)	10.29	23.98	-13.69
	5200	40	26	0	12.5/14.7 (MCS11)	10.29	23.98	-13.69
			26	4	12.5/14.7 (MCS11)	10.28	23.98	-13.70
			26	8	12.5/14.7 (MCS11)	10.23	23.98	-13.75
	5240	48	26	0	12.5/14.7 (MCS11)	10.41	23.98	-13.57
			26	4	12.5/14.7 (MCS11)	10.30	23.98	-13.68
			26	8	12.5/14.7 (MCS11)	10.20	23.98	-13.78
	5745	149	26	0	12.5/14.7 (MCS11)	10.14	30.00	-19.87
			26	4	12.5/14.7 (MCS11)	10.28	30.00	-19.73
			26	8	12.5/14.7 (MCS11)	10.46	30.00	-19.54
	5785	157	26	0	12.5/14.7 (MCS11)	10.31	30.00	-19.69
			26	4	12.5/14.7 (MCS11)	10.29	30.00	-19.71
			26	8	12.5/14.7 (MCS11)	10.23	30.00	-19.78
	5825	165	26	0	12.5/14.7 (MCS11)	10.27	30.00	-19.73
			26	4	12.5/14.7 (MCS11)	10.34	30.00	-19.66
			26	8	12.5/14.7 (MCS11)	10.15	30.00	-19.85

Table 7-65. FCC Antenna 1b 20MHz BW (UNII) Maximum Conducted Output Power (RU26)

5GHz (40MHz Bandwidth)	Freq [MHz]	Channel	RU Size	RU Index	Data Rate [Mbps]	Conducted Power [dBm]	Conducted Power Limit [dBm]	Conducted Power Margin [dB]
	5190	38	26	0	12.5/14.7 (MCS11)	9.47	23.98	-14.51
			26	8	12.5/14.7 (MCS11)	9.25	23.98	-14.73
			26	17	12.5/14.7 (MCS11)	9.49	23.98	-14.49
	5230	46	26	0	12.5/14.7 (MCS11)	9.23	23.98	-14.75
			26	8	12.5/14.7 (MCS11)	9.23	23.98	-14.75
			26	17	12.5/14.7 (MCS11)	9.26	23.98	-14.72
	5755	151	26	0	12.5/14.7 (MCS11)	9.21	30.00	-20.79
			26	8	12.5/14.7 (MCS11)	9.28	30.00	-20.72
			26	17	12.5/14.7 (MCS11)	9.40	30.00	-20.60
	5795	159	26	0	12.5/14.7 (MCS11)	9.45	30.00	-20.56
			26	8	12.5/14.7 (MCS11)	9.42	30.00	-20.58
			26	17	12.5/14.7 (MCS11)	9.46	30.00	-20.54

Table 7-66. FCC Antenna 1b 40MHz BW (UNII) Maximum Conducted Output Power (RU26)

5GHz (80MHz Bandwidth)	Freq [MHz]	Channel	RU Size	RU Index	Data Rate [Mbps]	Conducted Power [dBm]	Conducted Power Limit [dBm]	Conducted Power Margin [dB]
	5210	42	26	0	12.5/14.7 (MCS11)	9.75	23.98	-14.23
			26	18	12.5/14.7 (MCS11)	9.72	23.98	-14.26
			26	36	12.5/14.7 (MCS11)	9.74	23.98	-14.24
	5775	155	26	0	12.5/14.7 (MCS11)	9.86	30.00	-20.14
			26	18	12.5/14.7 (MCS11)	9.85	30.00	-20.15
			26	36	12.5/14.7 (MCS11)	9.86	30.00	-20.14

Table 7-67. FCC Antenna 1b 80MHz BW (UNII) Maximum Conducted Output Power (RU26)

FCC ID: BCGA3355 IC: 579C-A3355	 <b>MEASUREMENT REPORT (CERTIFICATION)</b>		Approved by: Technical Manager
Test Report S/N: 1C2410210077-21-R1.BCG	Test Dates: 10/25/2024 - 1/14/2025	EUT Type: Tablet Device	Page 60 of 279

V 10.6 10/27/2023

Unless otherwise specified, no part of this report may be reproduced or utilized in any part, form or by any means, electronic or mechanical, including photocopying and microfilm, without permission in writing from Element Materials Technology. If you have any questions about this or have an enquiry about obtaining additional rights to this report or assembly of contents thereof, please contact [ct.info@element.com](mailto:ct.info@element.com).

## 7.4.18 ISED Antenna 1b Conducted Output Power Measurements (RU26)

5GHz (20MHz Bandwidth)	Freq [MHz]	Channel	RU Size	RU Index	Data Rate [Mbps]	Conducted Power [dBm]	Conducted Power Limit [dBm]	Conducted Power Margin [dB]	Ant. Gain [dBi]	Max e.i.r.p. [dBm]	Max e.i.r.p. Limit [dBm]	e.i.r.p. Margin [dB]
	5180	36	26	0	12.5/14.7 (MCS11)	8.25	-	-	-1.60	6.65	22.79	-16.14
			26	4	12.5/14.7 (MCS11)	8.30	-	-	-1.60	6.70	22.79	-16.09
			26	8	12.5/14.7 (MCS11)	8.34	-	-	-1.60	6.74	22.79	-16.04
	5200	40	26	0	12.5/14.7 (MCS11)	8.34	-	-	-1.60	6.74	22.79	-16.04
			26	4	12.5/14.7 (MCS11)	8.41	-	-	-1.60	6.81	22.79	-15.97
			26	8	12.5/14.7 (MCS11)	8.10	-	-	-1.60	6.50	22.79	-16.28
	5240	48	26	0	12.5/14.7 (MCS11)	8.39	-	-	-1.60	6.79	22.79	-16.00
			26	4	12.5/14.7 (MCS11)	8.23	-	-	-1.60	6.63	22.79	-16.15
			26	8	12.5/14.7 (MCS11)	8.21	-	-	-1.60	6.61	22.79	-16.18
	5745	149	26	0	12.5/14.7 (MCS11)	10.14	30.00	-19.87	-1.40	8.74	-	-
			26	4	12.5/14.7 (MCS11)	10.28	30.00	-19.73	-1.40	8.88	-	-
			26	8	12.5/14.7 (MCS11)	10.46	30.00	-19.54	-1.40	9.06	-	-
5GHz (40MHz Bandwidth)	5785	157	26	0	12.5/14.7 (MCS11)	10.31	30.00	-19.69	-1.40	8.91	-	-
			26	4	12.5/14.7 (MCS11)	10.29	30.00	-19.71	-1.40	8.89	-	-
			26	8	12.5/14.7 (MCS11)	10.23	30.00	-19.78	-1.40	8.83	-	-
	5825	165	26	0	12.5/14.7 (MCS11)	10.27	30.00	-19.73	-1.40	8.87	-	-
			26	4	12.5/14.7 (MCS11)	10.34	30.00	-19.66	-1.40	8.94	-	-
			26	8	12.5/14.7 (MCS11)	10.15	30.00	-19.85	-1.40	8.75	-	-

Table 7-68. ISED Antenna 1b 20MHz BW (UNII) Maximum Conducted Output Power and Max EIRP (RU26)

5GHz (40MHz Bandwidth)	Freq [MHz]	Channel	RU Size	RU Index	Data Rate [Mbps]	Conducted Power [dBm]	Conducted Power Limit [dBm]	Conducted Power Margin [dB]	Ant. Gain [dBi]	Max e.i.r.p. [dBm]	Max e.i.r.p. Limit [dBm]	e.i.r.p. Margin [dB]
	5190	38	26	0	12.5/14.7 (MCS11)	8.16	-	-	-1.60	6.56	22.79	-16.23
			26	8	12.5/14.7 (MCS11)	8.49	-	-	-1.60	6.89	22.79	-15.90
			26	17	12.5/14.7 (MCS11)	8.31	-	-	-1.60	6.71	22.79	-16.07
	5230	46	26	0	12.5/14.7 (MCS11)	8.18	-	-	-1.60	6.58	22.79	-16.20
			26	8	12.5/14.7 (MCS11)	8.22	-	-	-1.60	6.62	22.79	-16.16
			26	17	12.5/14.7 (MCS11)	8.15	-	-	-1.60	6.55	22.79	-16.23
	5755	151	26	0	12.5/14.7 (MCS11)	9.21	30.00	-20.79	-1.40	7.81	-	-
			26	8	12.5/14.7 (MCS11)	9.28	30.00	-20.72	-1.40	7.88	-	-
			26	17	12.5/14.7 (MCS11)	9.40	30.00	-20.60	-1.40	8.00	-	-
	5795	159	26	0	12.5/14.7 (MCS11)	9.45	30.00	-20.56	-1.40	8.05	-	-
			26	8	12.5/14.7 (MCS11)	9.42	30.00	-20.58	-1.40	8.02	-	-
			26	17	12.5/14.7 (MCS11)	9.46	30.00	-20.54	-1.40	8.06	-	-

Table 7-69. ISED Antenna 1b 40MHz BW (UNII) Maximum Conducted Output Power and Max EIRP (RU26)

5GHz (80MHz Bandwidth)	Freq [MHz]	Channel	RU Size	RU Index	Data Rate [Mbps]	Conducted Power [dBm]	Conducted Power Limit [dBm]	Conducted Power Margin [dB]	Ant. Gain [dBi]	Max e.i.r.p. [dBm]	Max e.i.r.p. Limit [dBm]	e.i.r.p. Margin [dB]
	5210	42	26	0	12.5/14.7 (MCS11)	8.29	-	-	-1.60	6.69	22.79	-16.10
			26	18	12.5/14.7 (MCS11)	8.47	-	-	-1.60	6.87	22.79	-15.92
			26	36	12.5/14.7 (MCS11)	8.21	-	-	-1.60	6.61	22.79	-16.18
	5775	155	26	0	12.5/14.7 (MCS11)	9.86	30.00	-20.14	-1.40	8.46	-	-
			26	18	12.5/14.7 (MCS11)	9.85	30.00	-20.15	-1.40	8.45	-	-
			26	36	12.5/14.7 (MCS11)	9.86	30.00	-20.14	-1.40	8.46	-	-

Table 7-70. ISED Antenna 1b 80MHz BW (UNII) Maximum Conducted Output Power and Max EIRP (RU26)

FCC ID: BCGA3355 IC: 579C-A3355	 <b>MEASUREMENT REPORT (CERTIFICATION)</b>		Approved by: Technical Manager
Test Report S/N: 1C2410210077-21-R1.BCG	Test Dates: 10/25/2024 - 1/14/2025	EUT Type: Tablet Device	Page 61 of 279

V 10.6 10/27/2023

## 7.4.19 FCC Antenna 1b Conducted Output Power Measurements (RU52)

5GHz (20MHz Bandwidth)	Freq [MHz]	Channel	RU Size	RU Index	Data Rate [Mbps]	Conducted Power [dBm]	Conducted Power Limit [dBm]	Conducted Power Margin [dB]
	5260	52	52	37	25/29.4 (MCS11)	13.28	23.80	-10.52
			52	39	25/29.4 (MCS11)	13.27	23.80	-10.53
			52	40	25/29.4 (MCS11)	13.30	23.80	-10.50
	5300	60	52	37	25/29.4 (MCS11)	13.39	23.80	-10.41
			52	39	25/29.4 (MCS11)	13.19	23.80	-10.61
			52	40	25/29.4 (MCS11)	13.47	23.80	-10.33
	5320	64	52	37	25/29.4 (MCS11)	13.31	23.80	-10.49
			52	39	25/29.4 (MCS11)	13.33	23.80	-10.47
			52	40	25/29.4 (MCS11)	13.11	23.80	-10.69
	5500	100	52	37	25/29.4 (MCS11)	13.28	23.88	-10.59
			52	39	25/29.4 (MCS11)	13.23	23.88	-10.65
			52	40	25/29.4 (MCS11)	13.32	23.88	-10.55
	5580	116	52	37	25/29.4 (MCS11)	13.40	23.88	-10.47
			52	39	25/29.4 (MCS11)	13.25	23.88	-10.62
			52	40	25/29.4 (MCS11)	13.28	23.88	-10.59
	5680	136	52	37	25/29.4 (MCS11)	13.38	23.88	-10.49
			52	39	25/29.4 (MCS11)	13.48	23.88	-10.39
			52	40	25/29.4 (MCS11)	13.47	23.88	-10.41
	5700	140	52	37	25/29.4 (MCS11)	11.06	23.88	-12.81
			52	39	25/29.4 (MCS11)	11.20	23.88	-12.68
			52	40	25/29.4 (MCS11)	11.19	23.88	-12.68
	5720	144	52	37	25/29.4 (MCS11)	13.25	23.88	-10.62
			52	39	25/29.4 (MCS11)	13.22	23.88	-10.65
			52	40	25/29.4 (MCS11)	13.33	23.88	-10.55

Table 7-71. FCC Antenna 1b 20MHz BW (UNII) Maximum Conducted Output Power (RU52)

5GHz (40MHz Bandwidth)	Freq [MHz]	Channel	RU Size	RU Index	Data Rate [Mbps]	Conducted Power [dBm]	Conducted Power Limit [dBm]	Conducted Power Margin [dB]
	5270	54	52	37	25/29.4 (MCS11)	12.43	23.80	-11.37
			52	40	25/29.4 (MCS11)	12.33	23.80	-11.47
			52	44	25/29.4 (MCS11)	12.49	23.80	-11.31
	5310	62	52	37	25/29.4 (MCS11)	11.72	23.80	-12.08
			52	40	25/29.4 (MCS11)	11.45	23.80	-12.35
			52	44	25/29.4 (MCS11)	11.51	23.80	-12.29
	5510	102	52	37	25/29.4 (MCS11)	11.71	23.88	-12.16
			52	40	25/29.4 (MCS11)	11.57	23.88	-12.30
			52	44	25/29.4 (MCS11)	11.59	23.88	-12.29
	5550	110	52	37	25/29.4 (MCS11)	12.44	23.88	-11.44
			52	40	25/29.4 (MCS11)	12.18	23.88	-11.69
			52	44	25/29.4 (MCS11)	12.48	23.88	-11.39
	5710	142	52	37	25/29.4 (MCS11)	12.36	23.88	-11.52
			52	40	25/29.4 (MCS11)	12.31	23.88	-11.56
			52	44	25/29.4 (MCS11)	12.25	23.88	-11.63

Table 7-72. FCC Antenna 1b 40MHz BW (UNII) Maximum Conducted Output Power (RU52)

FCC ID: BCGA3355 IC: 579C-A3355	 <b>MEASUREMENT REPORT (CERTIFICATION)</b>		Approved by: Technical Manager
Test Report S/N: 1C2410210077-21-R1.BCG	Test Dates: 10/25/2024 - 1/14/2025	EUT Type: Tablet Device	Page 62 of 279

V 10.6 10/27/2023

Unless otherwise specified, no part of this report may be reproduced or utilized in any part, form or by any means, electronic or mechanical, including photocopying and microfilm, without permission in writing from Element Materials Technology. If you have any questions about this or have an enquiry about obtaining additional rights to this report or assembly of contents thereof, please contact [ct.info@element.com](mailto:ct.info@element.com).



5GHz (80MHz Bandwidth)	Freq [MHz]	Channel	RU Size	RU Index	Data Rate [Mbps]	Conducted Power [dBm]	Conducted Power Limit [dBm]	Conducted Power Margin [dB]
	5290	58	52	37	25/29.4 (MCS11)	10.69	23.80	-13.11
			52	44	25/29.4 (MCS11)	10.80	23.80	-13.00
			52	52	25/29.4 (MCS11)	10.79	23.80	-13.01
	5530	106	52	37	25/29.4 (MCS11)	10.67	23.88	-13.21
			52	44	25/29.4 (MCS11)	10.97	23.88	-12.91
			52	52	25/29.4 (MCS11)	10.92	23.88	-12.96
	5610	122	52	37	25/29.4 (MCS11)	12.78	23.88	-11.10
			52	44	25/29.4 (MCS11)	12.88	23.88	-10.99
			52	52	25/29.4 (MCS11)	12.82	23.88	-11.06
	5690	138	52	37	25/29.4 (MCS11)	12.71	23.88	-11.17
			52	44	25/29.4 (MCS11)	12.85	23.88	-11.03
			52	52	25/29.4 (MCS11)	12.73	23.88	-11.15

**Table 7-73. FCC Antenna 1b 80MHz BW (UNII) Maximum Conducted Output Power (RU52)**

FCC ID: BCGA3355 IC: 579C-A3355	 <b>MEASUREMENT REPORT (CERTIFICATION)</b>		Approved by: Technical Manager
Test Report S/N: 1C2410210077-21-R1.BCG	Test Dates: 10/25/2024 - 1/14/2025	EUT Type: Tablet Device	Page 63 of 279

V 10.6 10/27/2023

## 7.4.20 ISED Antenna 1b Conducted Output Power Measurements (RU52)

5GHz (20MHz Bandwidth)	Freq [MHz]	Channel	RU Size	RU Index	Data Rate [Mbps]	Conducted Power [dBm]	Conducted Power Limit [dBm]	Conducted Power Margin [dB]	Ant. Gain [dBi]	Max e.i.r.p. [dBm]	Max e.i.r.p. Limit [dBm]	e.i.r.p. Margin [dB]
	5260	52	52	37	25/29.4 (MCS11)	13.28	23.80	-10.52	-1.40	11.88	29.80	-17.92
			52	39	25/29.4 (MCS11)	13.27	23.80	-10.53	-1.40	11.87	29.80	-17.93
			52	40	25/29.4 (MCS11)	13.30	23.80	-10.50	-1.40	11.90	29.80	-17.90
	5300	60	52	37	25/29.4 (MCS11)	13.39	23.80	-10.41	-1.40	11.99	29.80	-17.81
			52	39	25/29.4 (MCS11)	13.19	23.80	-10.61	-1.40	11.79	29.80	-18.01
			52	40	25/29.4 (MCS11)	13.47	23.80	-10.33	-1.40	12.07	29.80	-17.73
	5320	64	52	37	25/29.4 (MCS11)	13.31	23.80	-10.49	-1.40	11.91	29.80	-17.89
			52	39	25/29.4 (MCS11)	13.33	23.80	-10.47	-1.40	11.93	29.80	-17.87
			52	40	25/29.4 (MCS11)	13.11	23.80	-10.69	-1.40	11.71	29.80	-18.09
	5500	100	52	37	25/29.4 (MCS11)	13.28	23.88	-10.59	-0.80	12.48	29.88	-17.39
			52	39	25/29.4 (MCS11)	13.23	23.88	-10.65	-0.80	12.43	29.88	-17.45
			52	40	25/29.4 (MCS11)	13.32	23.88	-10.55	-0.80	12.52	29.88	-17.35
	5580	116	52	37	25/29.4 (MCS11)	13.40	23.88	-10.47	-0.80	12.60	29.88	-17.27
			52	39	25/29.4 (MCS11)	13.25	23.88	-10.62	-0.80	12.45	29.88	-17.42
			52	40	25/29.4 (MCS11)	13.28	23.88	-10.59	-0.80	12.48	29.88	-17.39
	5680	136	52	37	25/29.4 (MCS11)	13.38	23.88	-10.49	-0.80	12.58	29.88	-17.29
			52	39	25/29.4 (MCS11)	13.48	23.88	-10.39	-0.80	12.68	29.88	-17.19
			52	40	25/29.4 (MCS11)	13.47	23.88	-10.41	-0.80	12.67	29.88	-17.21
	5700	140	52	37	25/29.4 (MCS11)	11.06	23.88	-12.81	-0.80	10.26	29.88	-19.61
			52	39	25/29.4 (MCS11)	11.20	23.88	-12.68	-0.80	10.40	29.88	-19.48
			52	40	25/29.4 (MCS11)	11.19	23.88	-12.68	-0.80	10.39	29.88	-19.48
	5720	144	52	37	25/29.4 (MCS11)	13.25	23.88	-10.62	-0.80	12.45	29.88	-17.42
			52	39	25/29.4 (MCS11)	13.22	23.88	-10.65	-0.80	12.42	29.88	-17.45
			52	40	25/29.4 (MCS11)	13.33	23.88	-10.55	-0.80	12.53	29.88	-17.35

Table 7-74. ISED Antenna 1b 20MHz BW (UNII) Maximum Conducted Output Power (RU52)

5GHz (40MHz Bandwidth)	Freq [MHz]	Channel	RU Size	RU Index	Data Rate [Mbps]	Conducted Power [dBm]	Conducted Power Limit [dBm]	Conducted Power Margin [dB]	Ant. Gain [dBi]	Max e.i.r.p. [dBm]	Max e.i.r.p. Limit [dBm]	e.i.r.p. Margin [dB]
	5270	54	52	37	25/29.4 (MCS11)	12.43	23.80	-11.37	-1.40	11.03	29.80	-18.77
			52	40	25/29.4 (MCS11)	12.33	23.80	-11.47	-1.40	10.93	29.80	-18.87
			52	44	25/29.4 (MCS11)	12.49	23.80	-11.31	-1.40	11.09	29.80	-18.71
	5310	62	52	37	25/29.4 (MCS11)	11.72	23.80	-12.08	-1.40	10.32	29.80	-19.48
			52	40	25/29.4 (MCS11)	11.45	23.80	-12.35	-1.40	10.05	29.80	-19.75
			52	44	25/29.4 (MCS11)	11.51	23.80	-12.29	-1.40	10.11	29.80	-19.69
	5510	102	52	37	25/29.4 (MCS11)	11.71	23.88	-12.16	-0.80	10.91	29.88	-18.96
			52	40	25/29.4 (MCS11)	11.57	23.88	-12.30	-0.80	10.77	29.88	-19.10
			52	44	25/29.4 (MCS11)	11.59	23.88	-12.29	-0.80	10.79	29.88	-19.09
	5550	110	52	37	25/29.4 (MCS11)	12.44	23.88	-11.44	-0.80	11.64	29.88	-18.24
			52	40	25/29.4 (MCS11)	12.18	23.88	-11.69	-0.80	11.38	29.88	-18.49
			52	44	25/29.4 (MCS11)	12.48	23.88	-11.39	-0.80	11.68	29.88	-18.19
	5670	134	52	37	25/29.4 (MCS11)	12.18	23.88	-11.69	-0.80	11.38	29.88	-18.49
			52	40	25/29.4 (MCS11)	12.27	23.88	-11.61	-0.80	11.47	29.88	-18.41
			52	44	25/29.4 (MCS11)	12.26	23.88	-11.62	-0.80	11.46	29.88	-18.42
	5710	142	52	37	25/29.4 (MCS11)	12.36	23.88	-11.52	-0.80	11.56	29.88	-18.32
			52	40	25/29.4 (MCS11)	12.31	23.88	-11.56	-0.80	11.51	29.88	-18.36
			52	44	25/29.4 (MCS11)	12.25	23.88	-11.63	-0.80	11.45	29.88	-18.43

Table 7-75. ISED Antenna 1b 40MHz BW (UNII) Maximum Conducted Output Power (RU52)

5GHz (80MHz Bandwidth)	Freq [MHz]	Channel	RU Size	RU Index	Data Rate [Mbps]	Conducted Power [dBm]	Conducted Power Limit [dBm]	Conducted Power Margin [dB]	Ant. Gain [dBi]	Max e.i.r.p. [dBm]	Max e.i.r.p. Limit [dBm]	e.i.r.p. Margin [dB]
	5290	58	52	37	25/29.4 (MCS11)	10.69	23.80	-13.11	-1.40	9.29	29.80	-20.51
			52	44	25/29.4 (MCS11)	10.80	23.80	-13.00	-1.40	9.40	29.80	-20.40
			52	52	25/29.4 (MCS11)	10.79	23.80	-13.01	-1.40	9.39	29.80	-20.41
	5530	106	52	37	25/29.4 (MCS11)	10.67	23.88	-13.21	-0.80	9.87	29.88	-20.01
			52	44	25/29.4 (MCS11)	10.97	23.88	-12.91	-0.80	10.17	29.88	-19.71
			52	52	25/29.4 (MCS11)	10.92	23.88	-12.96	-0.80	10.12	29.88	-19.76
	5690	138	52	37	25/29.4 (MCS11)	12.71	23.88	-11.17	-0.80	11.91	29.88	-17.97
			52	44	25/29.4 (MCS11)	12.85	23.88	-11.03	-0.80	12.05	29.88	-17.83
			52	52	25/29.4 (MCS11)	12.73	23.88	-11.15	-0.80	11.93	29.88	-17.95

Table 7-76. ISED Antenna 1b 80MHz BW (UNII) Maximum Conducted Output Power (RU52)

FCC ID: BCGA3355 IC: 579C-A3355	 <b>MEASUREMENT REPORT (CERTIFICATION)</b>		Approved by: Technical Manager
Test Report S/N: 1C2410210077-21-R1.BCG	Test Dates: 10/25/2024 - 1/14/2025	EUT Type: Tablet Device	Page 64 of 279

V 10.6 10/27/2023

Unless otherwise specified, no part of this report may be reproduced or utilized in any part, form or by any means, electronic or mechanical, including photocopying and microfilm, without permission in writing from Element Materials Technology. If you have any questions about this or have an enquiry about obtaining additional rights to this report or assembly of contents thereof, please contact [ct.info@element.com](mailto:ct.info@element.com).



## 7.4.21 FCC Antenna 1b Conducted Output Power Measurements (Highest Power Among Partially-Loaded RU's)

5GHz (20MHz Bandwidth)	Freq [MHz]	Channel	RU Size	RU Index	Data Rate [Mbps]	Conducted Power [dBm]	Conducted Power Limit [dBm]	Conducted Power Margin [dB]
	5180	36	106	53	53.1/62.5 (MCS11)	14.93	23.98	-9.05
			106	54	53.1/62.5 (MCS11)	14.99	23.98	-8.99
	5200	40	106	53	53.1/62.5 (MCS11)	16.26	23.98	-7.72
			106	54	53.1/62.5 (MCS11)	16.32	23.98	-7.66
	5240	48	106	53	53.1/62.5 (MCS11)	16.44	23.98	-7.54
			106	54	53.1/62.5 (MCS11)	16.39	23.98	-7.59
	5260	52	106	53	53.1/62.5 (MCS11)	16.19	23.80	-7.61
			106	54	53.1/62.5 (MCS11)	16.35	23.80	-7.45
	5300	60	106	53	53.1/62.5 (MCS11)	16.36	23.80	-7.45
			106	54	53.1/62.5 (MCS11)	16.50	23.80	-7.30
	5320	64	106	53	53.1/62.5 (MCS11)	15.19	23.80	-8.61
			106	54	53.1/62.5 (MCS11)	14.85	23.80	-8.95
	5500	100	106	53	53.1/62.5 (MCS11)	13.26	23.88	-10.62
			106	54	53.1/62.5 (MCS11)	13.33	23.88	-10.55
	5520	104	106	53	53.1/62.5 (MCS11)	16.38	23.88	-7.50
			106	54	53.1/62.5 (MCS11)	16.38	23.88	-7.49
	5580	116	106	53	53.1/62.5 (MCS11)	16.16	23.88	-7.72
			106	54	53.1/62.5 (MCS11)	16.15	23.88	-7.72
	5660	132	106	53	53.1/62.5 (MCS11)	16.36	23.88	-7.52
			106	54	53.1/62.5 (MCS11)	16.22	23.88	-7.66
	5680	136	106	53	53.1/62.5 (MCS11)	14.86	23.88	-9.02
			106	54	53.1/62.5 (MCS11)	15.23	23.88	-8.65
	5700	140	106	53	53.1/62.5 (MCS11)	11.03	23.88	-12.85
			106	54	53.1/62.5 (MCS11)	10.97	23.88	-12.91
	5720	144	106	53	53.1/62.5 (MCS11)	16.32	23.88	-7.56
			106	54	53.1/62.5 (MCS11)	16.26	23.88	-7.62
	5745	149	106	53	53.1/62.5 (MCS11)	16.45	30.00	-13.55
			106	54	53.1/62.5 (MCS11)	16.15	30.00	-13.86
	5785	157	106	53	53.1/62.5 (MCS11)	16.39	30.00	-13.62
			106	54	53.1/62.5 (MCS11)	16.44	30.00	-13.56
	5825	165	106	53	53.1/62.5 (MCS11)	16.17	30.00	-13.83
			106	54	53.1/62.5 (MCS11)	16.43	30.00	-13.57

Table 7-77. FCC Antenna 1b 20MHz BW (UNII) Maximum Conducted Output Power (Highest Power Among Partially-Loaded RU's)

FCC ID: BCGA3355 IC: 579C-A3355		MEASUREMENT REPORT (CERTIFICATION)	Approved by: Technical Manager
Test Report S/N: 1C2410210077-21-R1.BCG	Test Dates: 10/25/2024 - 1/14/2025	EUT Type: Tablet Device	Page 65 of 279

V 10.6 10/27/2023

Unless otherwise specified, no part of this report may be reproduced or utilized in any part, form or by any means, electronic or mechanical, including photocopying and microfilm, without permission in writing from Element Materials Technology. If you have any questions about this or have an enquiry about obtaining additional rights to this report or assembly of contents thereof, please contact [ct.info@element.com](mailto:ct.info@element.com).

5GHz (40MHz Bandwidth)	Freq [MHz]	Channel	RU Size	RU Index	Data Rate [Mbps]	Conducted Power [dBm]	Conducted Power Limit [dBm]	Conducted Power Margin [dB]
	5190	38	242	61	121.9/143.4 (MCS11)	12.57	23.98	-11.41
			242	62	121.9/143.4 (MCS11)	12.68	23.98	-11.30
	5230	46	242	61	121.9/143.4 (MCS11)	17.77	23.98	-6.21
			242	62	121.9/143.4 (MCS11)	17.90	23.98	-6.08
	5270	54	242	61	121.9/143.4 (MCS11)	18.35	23.80	-5.45
			242	62	121.9/143.4 (MCS11)	18.16	23.80	-5.65
	5310	62	242	61	121.9/143.4 (MCS11)	11.49	23.80	-12.31
			242	62	121.9/143.4 (MCS11)	11.71	23.80	-12.09
	5510	102	242	61	121.9/143.4 (MCS11)	11.68	23.88	-12.19
			242	62	121.9/143.4 (MCS11)	11.62	23.88	-12.26
	5550	110	242	61	121.9/143.4 (MCS11)	16.70	23.88	-7.17
			242	62	121.9/143.4 (MCS11)	16.73	23.88	-7.15
	5590	118	242	61	121.9/143.4 (MCS11)	18.14	23.88	-5.74
			242	62	121.9/143.4 (MCS11)	18.11	23.88	-5.76
	5630	126	242	61	121.9/143.4 (MCS11)	17.66	23.88	-6.22
			242	62	121.9/143.4 (MCS11)	17.90	23.88	-5.98
	5670	134	242	61	121.9/143.4 (MCS11)	12.62	23.88	-11.26
			242	62	121.9/143.4 (MCS11)	12.75	23.88	-11.13
	5710	142	106	53	53.1/62.5 (MCS11)	15.44	23.88	-8.43
			106	54	53.1/62.5 (MCS11)	15.27	23.88	-8.61
			106	56	53.1/62.5 (MCS11)	15.19	23.88	-8.69
	5755	151	242	61	121.9/143.4 (MCS11)	18.33	30.00	-11.67
			242	62	121.9/143.4 (MCS11)	18.25	30.00	-11.75
	5795	159	242	61	121.9/143.4 (MCS11)	18.24	30.00	-11.76
			242	62	121.9/143.4 (MCS11)	18.31	30.00	-11.69

Table 7-78. FCC Antenna 1b 40MHz BW (UNII) Maximum Conducted Output Power (Highest Power Among Partially-Loaded RU's)

5GHz (80MHz Bandwidth)	Freq [MHz]	Channel	RU Size	RU Index	Data Rate [Mbps]	Conducted Power [dBm]	Conducted Power Limit [dBm]	Conducted Power Margin [dB]
	5210	42	242	61	121.9/143.4 (MCS11)	12.93	23.98	-11.05
			242	62	121.9/143.4 (MCS11)	12.84	23.98	-11.14
			242	64	121.9/143.4 (MCS11)	12.97	23.98	-11.01
	5290	58	484	65	243.8/286.8 (MCS11)	10.97	23.80	-12.83
			484	66	243.8/286.8 (MCS11)	10.65	23.80	-13.15
	5530	106	484	65	243.8/286.8 (MCS11)	10.90	23.88	-12.98
			484	66	243.8/286.8 (MCS11)	10.67	23.88	-13.20
	5610	122	484	65	243.8/286.8 (MCS11)	14.66	23.88	-9.22
			484	66	243.8/286.8 (MCS11)	14.71	23.88	-9.16
	5690	138	106	53	53.1/62.5 (MCS11)	15.67	23.88	-8.21
			106	56	53.1/62.5 (MCS11)	15.87	23.88	-8.01
			106	60	53.1/62.5 (MCS11)	15.89	23.88	-7.99
	5775	155	484	65	243.8/286.8 (MCS11)	15.72	30.00	-14.28
			484	66	243.8/286.8 (MCS11)	15.72	30.00	-14.28

Table 7-79. FCC Antenna 1b 80MHz BW (UNII) Maximum Conducted Output Power (Highest Power Among Partially-Loaded RU's)

FCC ID: BCGA3355 IC: 579C-A3355	 <b>MEASUREMENT REPORT (CERTIFICATION)</b>		Approved by: Technical Manager
Test Report S/N: 1C2410210077-21-R1.BCG	Test Dates: 10/25/2024 - 1/14/2025	EUT Type: Tablet Device	Page 66 of 279

V 10.6 10/27/2023

Unless otherwise specified, no part of this report may be reproduced or utilized in any part, form or by any means, electronic or mechanical, including photocopying and microfilm, without permission in writing from Element Materials Technology. If you have any questions about this or have an enquiry about obtaining additional rights to this report or assembly of contents thereof, please contact [ct.info@element.com](mailto:ct.info@element.com).

## 7.4.22 ISED Antenna 1b Conducted Output Power Measurements (Highest Power Among Partially-Loaded RU's)

5GHz (20MHz Bandwidth)	Freq [MHz]	Channel	RU Size	RU Index	Data Rate [Mbps]	Conducted Power [dBm]	Conducted Power Limit [dBm]	Conducted Power Margin [dB]	Ant. Gain [dBi]	Max e.i.r.p. [dBm]	Max e.i.r.p. Limit [dBm]	e.i.r.p. Margin [dB]
	5180	36	106	53	53.1/62.5 (MCS11)	14.16	-	-	-1.60	12.56	22.79	-10.22
			106	54	53.1/62.5 (MCS11)	14.27	-	-	-1.60	12.67	22.79	-10.12
	5200	40	106	53	53.1/62.5 (MCS11)	14.15	-	-	-1.60	12.55	22.79	-10.24
			106	54	53.1/62.5 (MCS11)	14.28	-	-	-1.60	12.68	22.79	-10.10
	5240	48	106	53	53.1/62.5 (MCS11)	14.14	-	-	-1.60	12.54	22.79	-10.24
			106	54	53.1/62.5 (MCS11)	14.30	-	-	-1.60	12.70	22.79	-10.08
	5260	52	106	53	53.1/62.5 (MCS11)	16.19	23.80	-7.61	-1.40	14.79	29.80	-15.01
			106	54	53.1/62.5 (MCS11)	16.35	23.80	-7.45	-1.40	14.95	29.80	-14.85
	5300	60	106	53	53.1/62.5 (MCS11)	16.36	23.80	-7.45	-1.40	14.96	29.80	-14.85
			106	54	53.1/62.5 (MCS11)	16.50	23.80	-7.30	-1.40	15.10	29.80	-14.70
	5320	64	106	53	53.1/62.5 (MCS11)	15.19	23.80	-8.61	-1.40	13.79	29.80	-16.01
			106	54	53.1/62.5 (MCS11)	14.85	23.80	-8.95	-1.40	13.45	29.80	-16.35
	5500	100	106	53	53.1/62.5 (MCS11)	13.26	23.88	-10.62	-0.80	12.46	29.88	-17.42
			106	54	53.1/62.5 (MCS11)	13.33	23.88	-10.55	-0.80	12.53	29.88	-17.35
	5520	104	106	53	53.1/62.5 (MCS11)	16.38	23.88	-7.50	-0.80	15.58	29.88	-14.30
			106	54	53.1/62.5 (MCS11)	16.38	23.88	-7.49	-0.80	15.58	29.88	-14.29
	5540	108	106	53	53.1/62.5 (MCS11)	16.43	23.88	-7.45	-0.80	15.63	29.88	-14.25
			106	54	53.1/62.5 (MCS11)	16.25	23.88	-7.63	-0.80	15.45	29.88	-14.43
	5580	116	106	53	53.1/62.5 (MCS11)	16.16	23.88	-7.72	-0.80	15.36	29.88	-14.52
			106	54	53.1/62.5 (MCS11)	16.15	23.88	-7.72	-0.80	15.35	29.88	-14.52
	5660	132	106	53	53.1/62.5 (MCS11)	16.36	23.88	-7.52	-0.80	15.56	29.88	-14.32
			106	54	53.1/62.5 (MCS11)	16.22	23.88	-7.66	-0.80	15.42	29.88	-14.46
	5680	136	106	53	53.1/62.5 (MCS11)	14.86	23.88	-9.02	-0.80	14.06	29.88	-15.82
			106	54	53.1/62.5 (MCS11)	15.23	23.88	-8.65	-0.80	14.43	29.88	-15.45
	5700	140	106	53	53.1/62.5 (MCS11)	11.03	23.88	-12.85	-0.80	10.23	29.88	-19.65
			106	54	53.1/62.5 (MCS11)	10.97	23.88	-12.91	-0.80	10.17	29.88	-19.71
	5720	144	106	53	53.1/62.5 (MCS11)	16.32	23.88	-7.56	-0.80	15.52	29.88	-14.36
			106	54	53.1/62.5 (MCS11)	16.26	23.88	-7.62	-0.80	15.46	29.88	-14.42
	5745	149	106	53	53.1/62.5 (MCS11)	16.45	30.00	-13.55	-1.40	15.05	-	-
			106	54	53.1/62.5 (MCS11)	16.15	30.00	-13.86	-1.40	14.75	-	-
	5785	157	106	53	53.1/62.5 (MCS11)	16.39	30.00	-13.62	-1.40	14.99	-	-
			106	54	53.1/62.5 (MCS11)	16.44	30.00	-13.56	-1.40	15.04	-	-
	5825	165	106	53	53.1/62.5 (MCS11)	16.17	30.00	-13.83	-1.40	14.77	-	-
			106	54	53.1/62.5 (MCS11)	16.43	30.00	-13.57	-1.40	15.03	-	-

Table 7-80. ISED Antenna 1b 20MHz BW (UNII) Maximum Conducted Output Power and Max EIRP (Highest Power Among Partially-Loaded RU's)

5GHz (40MHz Bandwidth)	Freq [MHz]	Channel	RU Size	RU Index	Data Rate [Mbps]	Conducted Power [dBm]	Conducted Power Limit [dBm]	Conducted Power Margin [dB]	Ant. Gain [dBi]	Max e.i.r.p. [dBm]	Max e.i.r.p. Limit [dBm]	e.i.r.p. Margin [dB]
	5190	38	242	61	121.9/143.4 (MCS11)	13.66	-	-	-1.60	12.06	22.79	-10.73
			242	62	121.9/143.4 (MCS11)	13.73	-	-	-1.60	12.13	22.79	-10.65
	5230	46	242	61	121.9/143.4 (MCS11)	16.15	-	-	-1.60	14.55	22.79	-8.24
			242	62	121.9/143.4 (MCS11)	16.49	-	-	-1.60	14.89	22.79	-7.89
	5270	54	242	61	121.9/143.4 (MCS11)	18.35	23.80	-5.45	-1.40	16.95	29.80	-12.85
			242	62	121.9/143.4 (MCS11)	18.16	23.80	-5.65	-1.40	16.76	29.80	-13.05
	5310	62	242	61	121.9/143.4 (MCS11)	11.49	23.80	-12.31	-1.40	10.09	29.80	-19.71
			242	62	121.9/143.4 (MCS11)	11.71	23.80	-12.09	-1.40	10.31	29.80	-19.49
	5510	102	242	61	121.9/143.4 (MCS11)	11.68	23.88	-12.19	-0.80	10.88	29.88	-18.99
			242	62	121.9/143.4 (MCS11)	11.62	23.88	-12.26	-0.80	10.82	29.88	-19.06
	5550	110	242	61	121.9/143.4 (MCS11)	16.70	23.88	-7.17	-0.80	15.90	29.88	-13.97
			242	62	121.9/143.4 (MCS11)	16.73	23.88	-7.15	-0.80	15.93	29.88	-13.95
	5670	134	242	61	121.9/143.4 (MCS11)	12.62	23.88	-11.26	-0.80	11.82	29.88	-18.06
			242	62	121.9/143.4 (MCS11)	12.75	23.88	-11.13	-0.80	11.95	29.88	-17.93
	5710	142	106	53	53.1/62.5 (MCS11)	15.44	23.88	-8.43	-0.80	14.64	29.88	-15.23
			106	54	53.1/62.5 (MCS11)	15.27	23.88	-8.61	-0.80	14.47	29.88	-15.41
	5755	151	242	61	121.9/143.4 (MCS11)	18.33	30.00	-11.67	-1.40	16.93	-	-
			242	62	121.9/143.4 (MCS11)	18.25	30.00	-11.75	-1.40	16.85	-	-
	5795	159	242	61	121.9/143.4 (MCS11)	18.24	30.00	-11.76	-1.40	16.84	-	-
			242	62	121.9/143.4 (MCS11)	18.31	30.00	-11.69	-1.40	16.91	-	-

Table 7-81. ISED Antenna 1b 40MHz BW (UNII) Maximum Conducted Output Power and Max EIRP (Highest Power Among Partially-Loaded RU's)

FCC ID: BCGA3355 IC: 579C-A3355		MEASUREMENT REPORT (CERTIFICATION)	Approved by: Technical Manager
Test Report S/N: 1C2410210077-21-R1.BCG	Test Dates: 10/25/2024 - 1/14/2025	EUT Type: Tablet Device	Page 67 of 279

5GHz (80MHz Bandwidth)	Freq [MHz]	Channel	RU Size	RU Index	Data Rate [Mbps]	Conducted Power [dBm]	Conducted Power Limit [dBm]	Conducted Power Margin [dB]	Ant. Gain [dBi]	Max e.i.r.p. [dBm]	Max e.i.r.p. Limit [dBm]	e.i.r.p. Margin [dB]
	5210	42	242	61	121.9/143.4 (MCS11)	13.93	-	-	-1.60	12.33	22.79	-10.46
			242	62	121.9/143.4 (MCS11)	13.84	-	-	-1.60	12.24	22.79	-10.54
			242	64	121.9/143.4 (MCS11)	13.97	-	-	-1.60	12.37	22.79	-10.41
	5290	58	484	65	243.8/286.8 (MCS11)	10.97	23.80	-12.83	-1.40	9.57	29.80	-20.23
			484	66	243.8/286.8 (MCS11)	10.65	23.80	-13.15	-1.40	9.25	29.80	-20.55
	5530	106	484	65	243.8/286.8 (MCS11)	10.90	23.88	-12.98	-0.80	10.10	29.88	-19.78
			484	66	243.8/286.8 (MCS11)	10.67	23.88	-13.20	-0.80	9.87	29.88	-20.00
	5690	138	106	53	53.1/62.5 (MCS11)	15.67	23.88	-8.21	-0.80	14.87	29.88	-15.01
			106	56	53.1/62.5 (MCS11)	15.87	23.88	-8.01	-0.80	15.07	29.88	-14.81
			106	60	53.1/62.5 (MCS11)	15.89	23.88	-7.99	-0.80	15.09	29.88	-14.79
	5775	155	484	65	243.8/286.8 (MCS11)	15.72	30.00	-14.28	-1.40	14.32	-	-
			484	66	243.8/286.8 (MCS11)	15.72	30.00	-14.28	-1.40	14.32	-	-

Table 7-82. ISED Antenna 1b 80MHz BW (UNII) Maximum Conducted Output Power and Max EIRP (Highest Power Among Partially-Loaded RU's)

FCC ID: BCGA3355 IC: 579C-A3355	 <b>MEASUREMENT REPORT (CERTIFICATION)</b>		Approved by: Technical Manager
Test Report S/N: 1C2410210077-21-R1.BCG	Test Dates: 10/25/2024 - 1/14/2025	EUT Type: Tablet Device	Page 68 of 279

V 10.6 10/27/2023

## 7.4.23 FCC Antenna 1b Conducted Output Power Measurements (Fully-loaded RU)

5GHz (20MHz Bandwidth)	Freq [MHz]	Channel	RU Size	RU Index	Data Rate [Mbps]	Conducted Power [dBm]	Conducted Power Limit [dBm]	Conducted Power Margin [dB]
	5180	36	242	61	121.9/143.4 (MCS11)	14.95	23.98	-9.03
	5200	40	242	61	121.9/143.4 (MCS11)	18.69	23.98	-5.29
	5240	48	242	61	121.9/143.4 (MCS11)	18.89	23.98	-5.09
	5260	52	242	61	121.9/143.4 (MCS11)	18.96	23.80	-4.84
	5300	60	242	61	121.9/143.4 (MCS11)	18.62	23.80	-5.18
	5320	64	242	61	121.9/143.4 (MCS11)	15.03	23.80	-8.77
	5500	100	242	61	121.9/143.4 (MCS11)	13.22	23.88	-10.65
	5520	104	242	61	121.9/143.4 (MCS11)	17.18	23.88	-6.69
	5540	108	242	61	121.9/143.4 (MCS11)	18.83	23.88	-5.05
	5580	116	242	61	121.9/143.4 (MCS11)	18.79	23.88	-5.08
	5660	132	242	61	121.9/143.4 (MCS11)	18.87	23.88	-5.00
	5680	136	242	61	121.9/143.4 (MCS11)	15.04	23.88	-8.83
	5700	140	242	61	121.9/143.4 (MCS11)	11.11	23.88	-12.77
	5720	144	242	61	121.9/143.4 (MCS11)	18.79	23.88	-5.08
	5745	149	242	61	121.9/143.4 (MCS11)	19.12	30.00	-10.88
	5785	157	242	61	121.9/143.4 (MCS11)	19.30	30.00	-10.70
	5825	165	242	61	121.9/143.4 (MCS11)	19.31	30.00	-10.70

Table 7-83. FCC Antenna 1b 20MHz BW (UNII) Maximum Conducted Output Power (Fully-loaded RU)

5GHz (40MHz Bandwidth)	Freq [MHz]	Channel	RU Size	RU Index	Data Rate [Mbps]	Conducted Power [dBm]	Conducted Power Limit [dBm]	Conducted Power Margin [dB]
	5190	38	484	65	243.8/286.8 (MCS11)	12.36	23.98	-11.62
	5230	46	484	65	243.8/286.8 (MCS11)	17.89	23.98	-6.09
	5270	54	484	65	243.8/286.8 (MCS11)	18.42	23.80	-5.38
	5310	62	484	65	243.8/286.8 (MCS11)	11.69	23.80	-12.11
	5510	102	484	65	243.8/286.8 (MCS11)	11.58	23.88	-12.29
	5550	110	484	65	243.8/286.8 (MCS11)	16.72	23.88	-7.15
	5590	118	484	65	243.8/286.8 (MCS11)	18.43	23.88	-5.45
	5630	126	484	65	243.8/286.8 (MCS11)	17.96	23.88	-5.92
	5670	134	484	65	243.8/286.8 (MCS11)	12.94	23.88	-10.94
	5710	142	484	65	243.8/286.8 (MCS11)	18.29	23.88	-5.58
	5755	151	484	65	243.8/286.8 (MCS11)	18.31	30.00	-11.69
	5795	159	484	65	243.8/286.8 (MCS11)	18.19	30.00	-11.81

Table 7-84. FCC Antenna 1b 40MHz BW (UNII) Maximum Conducted Output Power (Fully-loaded RU)

5GHz (80MHz Bandwidth)	Freq [MHz]	Channel	RU Size	RU Index	Data Rate [Mbps]	Conducted Power [dBm]	Conducted Power Limit [dBm]	Conducted Power Margin [dB]
	5210	42	996	67	510.4/600.5 (MCS11)	12.82	23.98	-11.16
	5290	58	996	67	510.4/600.5 (MCS11)	10.63	23.80	-13.17
	5530	106	996	67	510.4/600.5 (MCS11)	10.72	23.88	-13.16
	5610	122	996	67	510.4/600.5 (MCS11)	14.75	23.88	-9.12
	5690	138	996	67	510.4/600.5 (MCS11)	18.86	23.88	-5.02
	5775	155	996	67	510.4/600.5 (MCS11)	15.74	30.00	-14.26

Table 7-85. FCC Antenna 1b 80MHz BW (UNII) Maximum Conducted Output Power (Fully-loaded RU)

FCC ID: BCGA3355 IC: 579C-A3355	 <b>MEASUREMENT REPORT (CERTIFICATION)</b>		Approved by: Technical Manager
Test Report S/N: 1C2410210077-21-R1.BCG	Test Dates: 10/25/2024 - 1/14/2025	EUT Type: Tablet Device	Page 69 of 279

V 10.6 10/27/2023

Unless otherwise specified, no part of this report may be reproduced or utilized in any part, form or by any means, electronic or mechanical, including photocopying and microfilm, without permission in writing from Element Materials Technology. If you have any questions about this or have an enquiry about obtaining additional rights to this report or assembly of contents thereof, please contact [ct.info@element.com](mailto:ct.info@element.com).

## 7.4.24 ISED Antenna 1b Conducted Output Power Measurements (Fully-loaded RU)

5GHz (20MHz Bandwidth)	Freq [MHz]	Channel	RU Size	RU Index	Data Rate [Mbps]	Conducted Power [dBm]	Conducted Power Limit [dBm]	Conducted Power Margin [dB]	Ant. Gain [dBi]	Max e.i.r.p. [dBm]	Max e.i.r.p. Limit [dBm]	e.i.r.p. Margin [dB]
	5180	36	242	61	121.9/143.4 (MCS11)	15.89	-	-	-1.60	14.29	22.79	-8.49
	5200	40	242	61	121.9/143.4 (MCS11)	16.14	-	-	-1.60	14.54	22.79	-8.25
	5240	48	242	61	121.9/143.4 (MCS11)	16.36	-	-	-1.60	14.76	22.79	-8.02
	5260	52	242	61	121.9/143.4 (MCS11)	18.96	23.80	-4.84	-1.40	17.56	29.80	-12.24
	5300	60	242	61	121.9/143.4 (MCS11)	18.62	23.80	-5.18	-1.40	17.22	29.80	-12.58
	5320	64	242	61	121.9/143.4 (MCS11)	15.03	23.80	-8.77	-1.40	13.63	29.80	-16.17
	5500	100	242	61	121.9/143.4 (MCS11)	13.22	23.88	-10.65	-0.80	12.42	29.88	-17.45
	5520	104	242	61	121.9/143.4 (MCS11)	17.18	23.88	-6.69	-0.80	16.38	29.88	-13.49
	5540	108	242	61	121.9/143.4 (MCS11)	18.83	23.88	-5.05	-0.80	18.03	29.88	-11.85
	5580	116	242	61	121.9/143.4 (MCS11)	18.79	23.88	-5.08	-0.80	17.99	29.88	-11.88
	5660	132	242	61	121.9/143.4 (MCS11)	18.87	23.88	-5.00	-0.80	18.07	29.88	-11.80
	5680	136	242	61	121.9/143.4 (MCS11)	15.04	23.88	-8.83	-0.80	14.24	29.88	-15.63
	5700	140	242	61	121.9/143.4 (MCS11)	11.11	23.88	-12.77	-0.80	10.31	29.88	-19.57
	5720	144	242	61	121.9/143.4 (MCS11)	18.79	23.88	-5.08	-0.80	17.99	29.88	-11.88
	5745	149	242	61	121.9/143.4 (MCS11)	19.12	30.00	-10.88	-1.40	17.72	-	-
	5785	157	242	61	121.9/143.4 (MCS11)	19.30	30.00	-10.70	-1.40	17.90	-	-
	5825	165	242	61	121.9/143.4 (MCS11)	19.31	30.00	-10.70	-1.40	17.91	-	-

Table 7-86. ISED Antenna 1b 20MHz BW (UNII) Maximum Conducted Output Power and Max EIRP (Fully-loaded RU)

5GHz (40MHz Bandwidth)	Freq [MHz]	Channel	RU Size	RU Index	Data Rate [Mbps]	Conducted Power [dBm]	Conducted Power Limit [dBm]	Conducted Power Margin [dB]	Ant. Gain [dBi]	Max e.i.r.p. [dBm]	Max e.i.r.p. Limit [dBm]	e.i.r.p. Margin [dB]
	5190	38	484	65	243.8/286.8 (MCS11)	13.46	-	-	-1.60	11.86	22.79	-10.92
	5230	46	484	65	243.8/286.8 (MCS11)	18.86	-	-	-1.60	17.26	22.79	-5.53
	5270	54	484	65	243.8/286.8 (MCS11)	18.42	23.80	-5.38	-1.40	17.02	29.80	-12.78
	5310	62	484	65	243.8/286.8 (MCS11)	11.69	23.80	-12.11	-1.40	10.29	29.80	-19.51
	5510	102	484	65	243.8/286.8 (MCS11)	11.58	23.88	-12.29	-0.80	10.78	29.88	-19.09
	5550	110	484	65	243.8/286.8 (MCS11)	16.72	23.88	-7.15	-0.80	15.92	29.88	-13.95
	5670	134	484	65	243.8/286.8 (MCS11)	12.94	23.88	-10.94	-0.80	12.14	29.88	-17.74
	5710	142	484	65	243.8/286.8 (MCS11)	18.29	23.88	-5.58	-0.80	17.49	29.88	-12.38
	5755	151	484	65	243.8/286.8 (MCS11)	18.31	30.00	-11.69	-1.40	16.91	-	-
	5795	159	484	65	243.8/286.8 (MCS11)	18.19	30.00	-11.81	-1.40	16.79	-	-

Table 7-87. ISED Antenna 1b 40MHz BW (UNII) Maximum Conducted Output Power and Max EIRP (Fully-loaded RU)

5GHz (80MHz Bandwidth)	Freq [MHz]	Channel	RU Size	RU Index	Data Rate [Mbps]	Conducted Power [dBm]	Conducted Power Limit [dBm]	Conducted Power Margin [dB]	Ant. Gain [dBi]	Max e.i.r.p. [dBm]	Max e.i.r.p. Limit [dBm]	e.i.r.p. Margin [dB]
	5210	42	996	67	510.4/600.5 (MCS11)	13.96	-	-	-1.60	12.36	22.79	-10.42
	5290	58	996	67	510.4/600.5 (MCS11)	10.63	23.80	-13.17	-1.40	9.23	29.80	-20.57
	5530	106	996	67	510.4/600.5 (MCS11)	10.72	23.88	-13.16	-0.80	9.92	29.88	-19.96
	5690	138	996	67	510.4/600.5 (MCS11)	18.86	23.88	-5.02	-0.80	18.06	29.88	-11.82
	5775	155	996	67	510.4/600.5 (MCS11)	15.74	30.00	-14.26	-1.40	14.34	-	-

Table 7-88. ISED Antenna 1b 80MHz BW (UNII) Maximum Conducted Output Power and Max EIRP (Fully-loaded RU)

FCC ID: BCGA3355 IC: 579C-A3355	 <b>MEASUREMENT REPORT (CERTIFICATION)</b>		Approved by: Technical Manager
Test Report S/N: 1C2410210077-21-R1.BCG	Test Dates: 10/25/2024 - 1/14/2025	EUT Type: Tablet Device	Page 70 of 279



## 7.4.25 FCC CDD Primary Conducted Output Power Measurements (RU26)

5GHz (20MHz Bandwidth)	Freq [MHz]	Channel	Mode	RU Size	RU Index	Data Rate [Mbps]	Conducted Powers [dBm]			Conducted Power Limit	Conducted Power
							Antenna 3c	Antenna 3a	Summed	[dBm]	Margin [dB]
5180	36	CDD	26	0	25/29.4 (MCS11)	8.80	8.73	11.77	23.98	-12.21	
		CDD	26	4	25/29.4 (MCS11)	8.72	8.81	11.78	23.98	-12.20	
		CDD	26	8	25/29.4 (MCS11)	8.89	8.88	11.90	23.98	-12.08	
5200	40	CDD	26	0	25/29.4 (MCS11)	8.71	8.98	11.86	23.98	-12.12	
		CDD	26	4	25/29.4 (MCS11)	8.73	8.65	11.70	23.98	-12.28	
		CDD	26	8	25/29.4 (MCS11)	8.98	8.87	11.94	23.98	-12.04	
5240	48	CDD	26	0	25/29.4 (MCS11)	8.94	8.64	11.80	23.98	-12.18	
		CDD	26	4	25/29.4 (MCS11)	8.87	8.61	11.75	23.98	-12.23	
		CDD	26	8	25/29.4 (MCS11)	8.86	9.00	11.94	23.98	-12.04	
5745	149	CDD	26	0	25/29.4 (MCS11)	11.26	11.35	14.32	30.00	-15.68	
		CDD	26	4	25/29.4 (MCS11)	11.41	11.18	14.30	30.00	-15.70	
		CDD	26	8	25/29.4 (MCS11)	11.27	11.35	14.32	30.00	-15.68	
5785	157	CDD	26	0	25/29.4 (MCS11)	11.36	11.16	14.27	30.00	-15.73	
		CDD	26	4	25/29.4 (MCS11)	11.31	11.44	14.38	30.00	-15.62	
		CDD	26	8	25/29.4 (MCS11)	11.21	11.50	14.37	30.00	-15.63	
5825	165	CDD	26	0	25/29.4 (MCS11)	11.23	11.15	14.20	30.00	-15.80	
		CDD	26	4	25/29.4 (MCS11)	11.25	11.19	14.23	30.00	-15.77	
		CDD	26	8	25/29.4 (MCS11)	11.41	11.44	14.43	30.00	-15.57	

Table 7-89. FCC CDD Primary 20MHz BW (UNII) Maximum Conducted Output Power (RU26)

5GHz (40MHz Bandwidth)	Freq [MHz]	Channel	Mode	RU Size	RU Index	Data Rate [Mbps]	Conducted Powers [dBm]			Conducted Power Limit	Conducted Power
							Antenna 3c	Antenna 3a	Summed	[dBm]	Margin [dB]
	5190	38	CDD	26	0	25/29.4 (MCS11)	8.89	8.78	11.85	23.98	-12.13
			CDD	26	8	25/29.4 (MCS11)	8.82	8.83	11.84	23.98	-12.14
			CDD	26	17	25/29.4 (MCS11)	8.76	8.90	11.84	23.98	-12.14
	5230	46	CDD	26	0	25/29.4 (MCS11)	8.61	8.69	11.66	23.98	-12.32
			CDD	26	8	25/29.4 (MCS11)	8.82	8.85	11.84	23.98	-12.14
			CDD	26	17	25/29.4 (MCS11)	8.95	8.63	11.80	23.98	-12.18
	5755	151	CDD	26	0	25/29.4 (MCS11)	10.44	10.44	13.45	30.00	-16.55
			CDD	26	8	25/29.4 (MCS11)	10.22	10.30	13.27	30.00	-16.73
CDD			26	17	25/29.4 (MCS11)	10.50	10.19	13.36	30.00	-16.64	
5795	159	CDD	26	0	25/29.4 (MCS11)	10.37	10.21	13.30	30.00	-16.70	
		CDD	26	8	25/29.4 (MCS11)	10.27	10.17	13.23	30.00	-16.77	
		CDD	26	17	25/29.4 (MCS11)	10.37	10.37	13.38	30.00	-16.62	

Table 7-90. FCC CDD Primary 40MHz BW (UNII) Maximum Conducted Output Power (RU26)

5GHz (80MHz Bandwidth)	Freq [MHz]	Channel	Mode	RU Size	RU Index	Data Rate [Mbps]	Conducted Powers [dBm]			Conducted Power Limit	Conducted Power
							Antenna 3c	Antenna 3a	Summed	[dBm]	Margin [dB]
	5210	42	CDD	26	0	25/29.4 (MCS11)	8.80	8.65	11.73	23.98	-12.25
			CDD	26	18	25/29.4 (MCS11)	8.66	8.62	11.65	23.98	-12.33
			CDD	26	36	25/29.4 (MCS11)	8.99	8.77	11.89	23.98	-12.09
	5775	155	CDD	26	0	25/29.4 (MCS11)	10.97	11.00	13.99	30.00	-16.01
			CDD	26	18	25/29.4 (MCS11)	10.79	10.83	13.82	30.00	-16.18
			CDD	26	36	25/29.4 (MCS11)	10.84	10.66	13.76	30.00	-16.24

Table 7-91. FCC CDD Primary 80MHz BW (UNII) Maximum Conducted Output Power (RU26)

FCC ID: BCGA3355 IC: 579C-A3355	 <b>MEASUREMENT REPORT (CERTIFICATION)</b>		Approved by: Technical Manager
Test Report S/N: 1C2410210077-21-R1.BCG	Test Dates: 10/25/2024 - 1/14/2025	EUT Type: Tablet Device	Page 71 of 279

V 10.6 10/27/2023

Unless otherwise specified, no part of this report may be reproduced or utilized in any part, form or by any means, electronic or mechanical, including photocopying and microfilm, without permission in writing from Element Materials Technology. If you have any questions about this or have an enquiry about obtaining additional rights to this report or assembly of contents thereof, please contact [ct.info@element.com](mailto:ct.info@element.com).

## 7.4.26 ISED CDD/SDM Primary Conducted Output Power Measurements (RU26)

5GHz (20MHz Bandwidth)	Freq [MHz]	Channel	Mode	RU Size	RU Index	Data Rate [Mbps]	Conducted Powers [dBm]			Conducted Power Limit [dBm]	Conducted Power Margin [dB]	Ant. Gain [dBi]	Max e.i.r.p. [dBm]	Max e.i.r.p. Limit [dBm]	e.i.r.p. Margin [dB]
							Antenna 3c	Antenna 3a	Summed						
	5180	36	SDM	26	0	25/29.4 (MCS11)	6.18	6.39	9.30	-	-	1.26	10.56	22.79	-12.22
			SDM	26	4	25/29.4 (MCS11)	6.22	6.49	9.36	-	-	1.26	10.62	22.79	-12.16
			SDM	26	8	25/29.4 (MCS11)	6.11	6.45	9.29	-	-	1.26	10.55	22.79	-12.23
	5200	40	SDM	26	0	25/29.4 (MCS11)	6.14	6.32	9.24	-	-	1.26	10.50	22.79	-12.28
			SDM	26	4	25/29.4 (MCS11)	6.13	6.20	9.18	-	-	1.26	10.44	22.79	-12.34
			SDM	26	8	25/29.4 (MCS11)	6.27	6.44	9.37	-	-	1.26	10.63	22.79	-12.15
	5240	48	SDM	26	0	25/29.4 (MCS11)	6.32	6.46	9.40	-	-	1.26	10.66	22.79	-12.12
			SDM	26	4	25/29.4 (MCS11)	6.34	6.21	9.29	-	-	1.26	10.55	22.79	-12.23
			SDM	26	8	25/29.4 (MCS11)	6.34	6.46	9.41	-	-	1.26	10.67	22.79	-12.11
	5745	149	CDD	26	0	25/29.4 (MCS11)	11.26	11.35	14.32	30.00	-15.68	3.10	17.42	-	-
			CDD	26	4	25/29.4 (MCS11)	11.41	11.18	14.30	30.00	-15.70	3.10	17.40	-	-
			CDD	26	8	25/29.4 (MCS11)	11.27	11.35	14.32	30.00	-15.68	3.10	17.42	-	-
	5785	157	CDD	26	0	25/29.4 (MCS11)	11.36	11.16	14.27	30.00	-15.73	3.10	17.37	-	-
			CDD	26	4	25/29.4 (MCS11)	11.31	11.44	14.38	30.00	-15.62	3.10	17.48	-	-
			CDD	26	8	25/29.4 (MCS11)	11.21	11.50	14.37	30.00	-15.63	3.10	17.47	-	-
	5825	165	CDD	26	0	25/29.4 (MCS11)	11.23	11.15	14.20	30.00	-15.80	3.10	17.30	-	-
			CDD	26	4	25/29.4 (MCS11)	11.25	11.19	14.23	30.00	-15.77	3.10	17.33	-	-
			CDD	26	8	25/29.4 (MCS11)	11.41	11.44	14.43	30.00	-15.57	3.10	17.53	-	-

Table 7-92. ISED CDD/SDM Primary 20MHz BW (UNII) Maximum Conducted Output Power and Max EIRP (RU26)

5GHz (40MHz Bandwidth)	Freq [MHz]	Channel	Mode	RU Size	RU Index	Data Rate [Mbps]	Conducted Powers [dBm]			Conducted Power Limit [dBm]	Conducted Power Margin [dB]	Ant. Gain [dBi]	Max e.i.r.p. [dBm]	Max e.i.r.p. Limit [dBm]	e.i.r.p. Margin [dB]
							Antenna 3c	Antenna 3a	Summed						
	5190	38	SDM	26	0	25/29.4 (MCS11)	6.26	6.35	9.32	-	-	1.26	10.58	22.79	-12.20
			SDM	26	8	25/29.4 (MCS11)	6.34	6.44	9.40	-	-	1.26	10.66	22.79	-12.12
			SDM	26	17	25/29.4 (MCS11)	6.38	6.34	9.37	-	-	1.26	10.63	22.79	-12.15
	5230	46	SDM	26	0	25/29.4 (MCS11)	6.38	6.42	9.41	-	-	1.26	10.67	22.79	-12.11
			SDM	26	8	25/29.4 (MCS11)	6.26	6.16	9.22	-	-	1.26	10.48	22.79	-12.30
			SDM	26	17	25/29.4 (MCS11)	6.42	6.34	9.39	-	-	1.26	10.65	22.79	-12.13
	5755	151	CDD	26	0	25/29.4 (MCS11)	10.44	10.44	13.45	30.00	-16.55	3.10	16.55	-	-
			CDD	26	8	25/29.4 (MCS11)	10.22	10.30	13.27	30.00	-16.73	3.10	16.37	-	-
			CDD	26	17	25/29.4 (MCS11)	10.50	10.19	13.36	30.00	-16.64	3.10	16.46	-	-
	5795	159	CDD	26	0	25/29.4 (MCS11)	10.37	10.21	13.30	30.00	-16.70	3.10	16.40	-	-
			CDD	26	8	25/29.4 (MCS11)	10.27	10.17	13.23	30.00	-16.77	3.10	16.33	-	-
			CDD	26	17	25/29.4 (MCS11)	10.37	10.37	13.38	30.00	-16.62	3.10	16.48	-	-

Table 7-93. ISED CDD/SDM Primary 40MHz BW (UNII) Maximum Conducted Output Power and Max EIRP (RU26)

5GHz (80MHz Bandwidth)	Freq [MHz]	Channel	Mode	RU Size	RU Index	Data Rate [Mbps]	Conducted Powers [dBm]			Conducted Power Limit [dBm]	Conducted Power Margin [dB]	Ant. Gain [dBi]	Max e.i.r.p. [dBm]	Max e.i.r.p. Limit [dBm]	e.i.r.p. Margin [dB]
							Antenna 3c	Antenna 3a	Summed						
	5210	42	SDM	26	0	25/29.4 (MCS11)	6.11	6.45	9.29	-	-	1.26	10.55	22.79	-12.23
			SDM	26	18	25/29.4 (MCS11)	6.27	6.12	9.21	-	-	1.26	10.47	22.79	-12.31
			SDM	26	36	25/29.4 (MCS11)	6.35	6.29	9.33	-	-	1.26	10.59	22.79	-12.19
	5775	155	CDD	26	0	25/29.4 (MCS11)	10.97	11.00	13.99	30.00	-16.01	3.10	17.09	-	-
			CDD	26	18	25/29.4 (MCS11)	10.79	10.83	13.82	30.00	-16.18	3.10	16.92	-	-
			CDD	26	36	25/29.4 (MCS11)	10.84	10.66	13.76	30.00	-16.24	3.10	16.86	-	-

Table 7-94. ISED CDD/SDM Primary 80MHz BW (UNII) Maximum Conducted Output Power and Max EIRP (RU26)

FCC ID: BCGA3355 IC: 579C-A3355	 <b>MEASUREMENT REPORT (CERTIFICATION)</b>		Approved by: Technical Manager
Test Report S/N: 1C2410210077-21-R1.BCG	Test Dates: 10/25/2024 - 1/14/2025	EUT Type: Tablet Device	Page 72 of 279