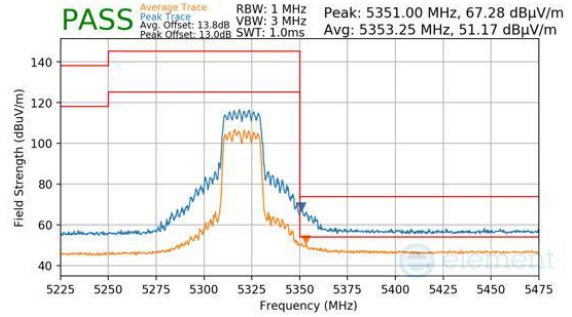
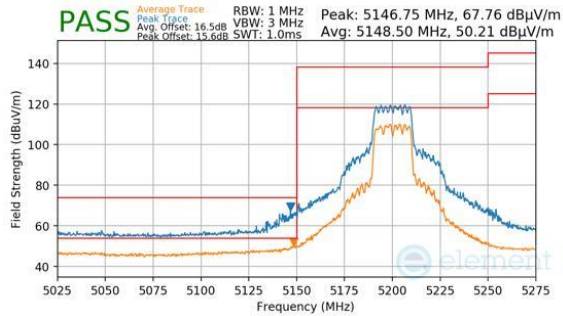


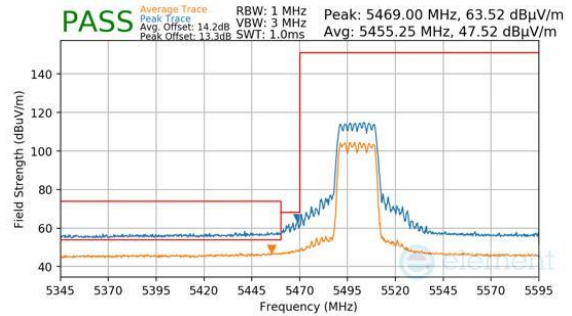
Plot 7-342. CDD Primary (Peak & Average, Ch.36, 802.11ax(SU), MCS11)



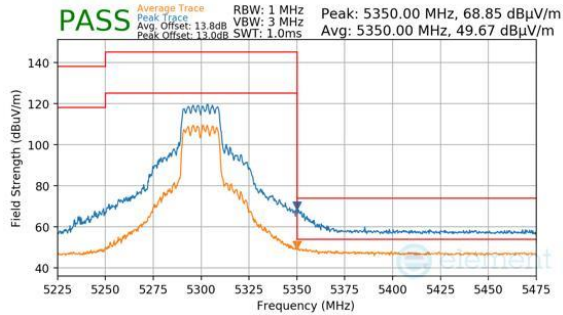
Plot 7-345. CDD Primary (Peak & Average, Ch.64, 802.11ax(SU), MCS11)



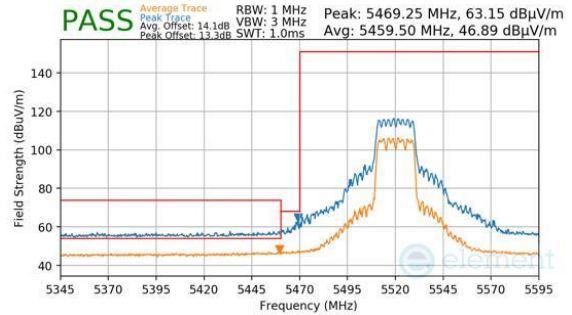
Plot 7-343. CDD Primary (Peak & Average, Ch.40, 802.11ax(SU), MCS11)



Plot 7-346. CDD Primary (Peak & Average, Ch.100, 802.11ax(SU), MCS11)



Plot 7-344. CDD Primary (Peak & Average, Ch.60, 802.11ax(SU), MCS11)

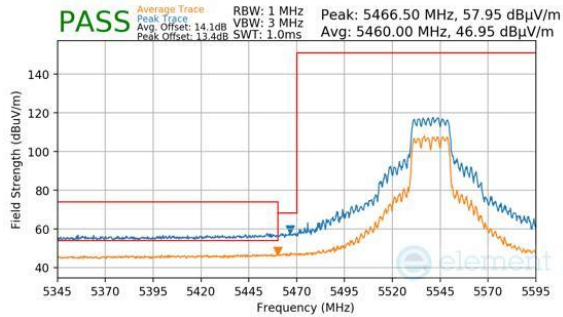


Plot 7-347. CDD Primary (Peak & Average, Ch.104, 802.11ax(SU), MCS11)

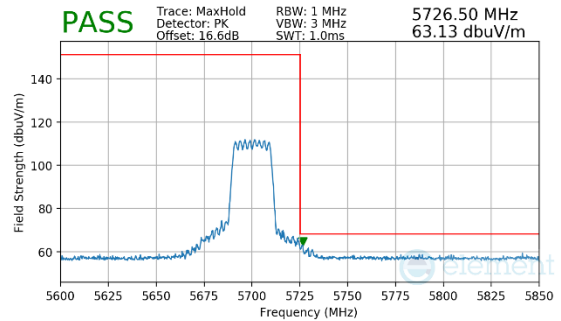
FCC ID: BCGA3355 IC: 579C-A3355		MEASUREMENT REPORT (CERTIFICATION)	Approved by: Technical Manager
Test Report S/N: 1C2410210077-20.BCG	Test Dates: 10/25/2024 - 1/30/2025	EUT Type: Tablet Device	Page 211 of 249

V 10.6 10/27/2023

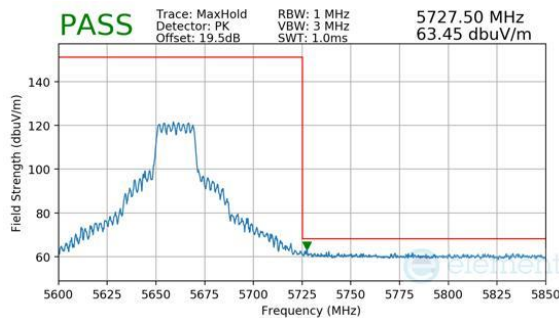
Unless otherwise specified, no part of this report may be reproduced or utilized in any part, form or by any means, electronic or mechanical, including photocopying and microfilm, without permission in writing from Element Materials Technology. If you have any questions about this or have an enquiry about obtaining additional rights to this report or assembly of contents thereof, please contact [ct.info@element.com](mailto:ct.info@element.com).



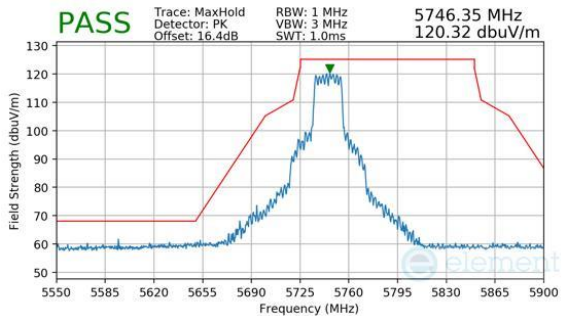
Plot 7-348. CDD Primary (Peak & Average, Ch.108, 802.11ax(SU), MCS11)



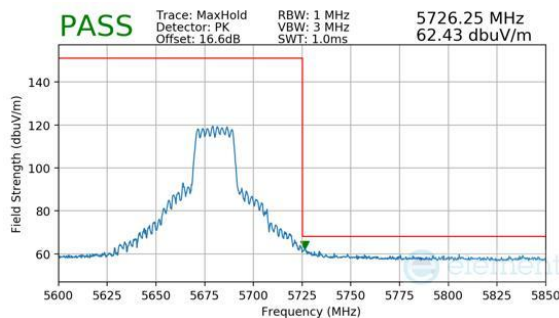
Plot 7-351. CDD Primary (Peak, Ch.140, 802.11ax(SU), MCS11)



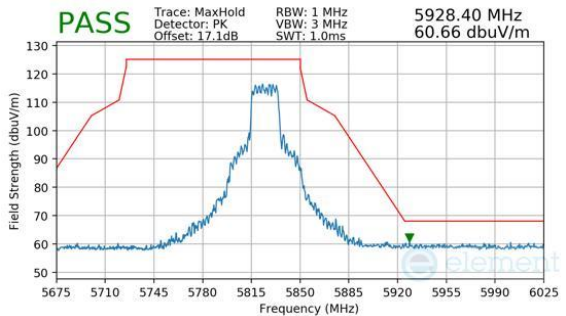
Plot 7-349. CDD Primary (Peak, Ch.132, 802.11ax(SU), MCS11)



Plot 7-352. CDD Primary (Peak, Ch.149, 802.11ax(SU), MCS11)



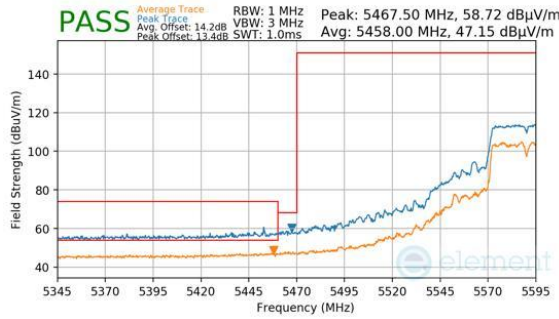
Plot 7-350. CDD Primary (Peak, Ch.136, 802.11ax(SU), MCS11)



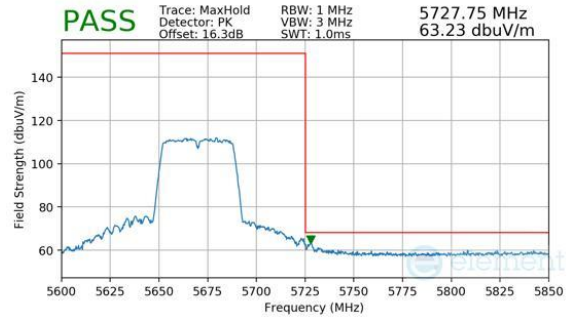
Plot 7-353. CDD Primary (Peak, Ch.165, 802.11ax(SU), MCS11)

FCC ID: BCGA3355 IC: 579C-A3355		MEASUREMENT REPORT (CERTIFICATION)	Approved by: Technical Manager
Test Report S/N: 1C2410210077-20.BCG	Test Dates: 10/25/2024 - 1/30/2025	EUT Type: Tablet Device	Page 212 of 249

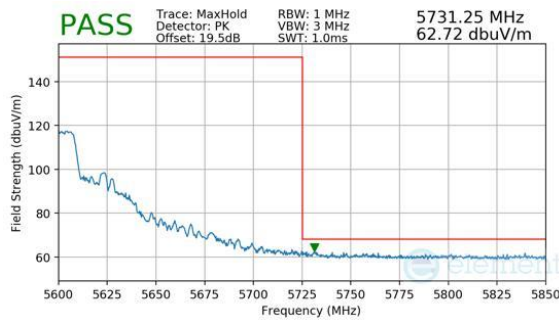




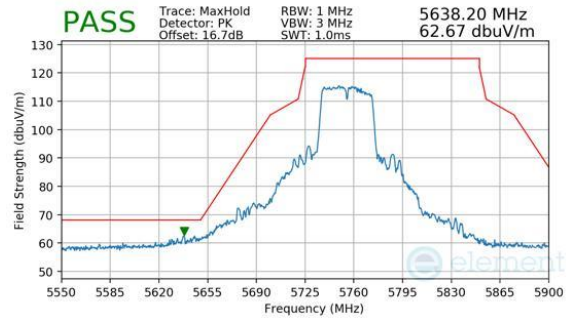
Plot 7-360. (FCC Only) CDD Primary (Peak & Average, Ch.118, 802.11n, MCS15)



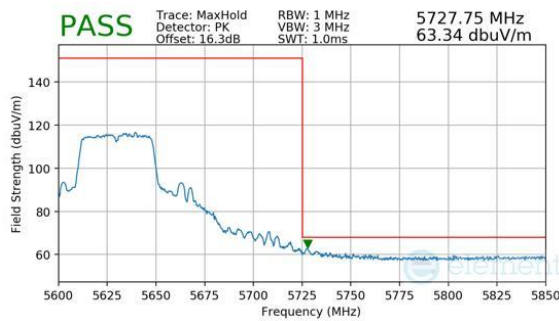
Plot 7-363. CDD Primary (Peak, Ch.134, 802.11n, MCS15)



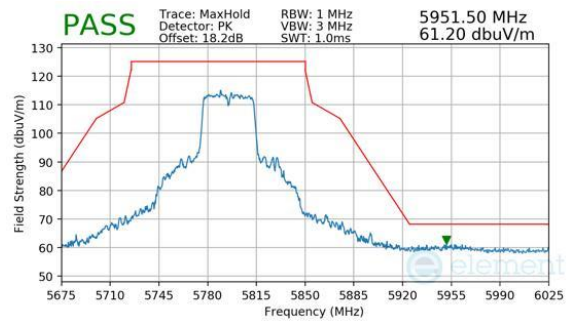
Plot 7-361. (FCC Only) CDD Primary (Peak, Ch.118, 802.11n, MCS15)



Plot 7-364. CDD Primary (Peak, Ch.151, 802.11n, MCS15)

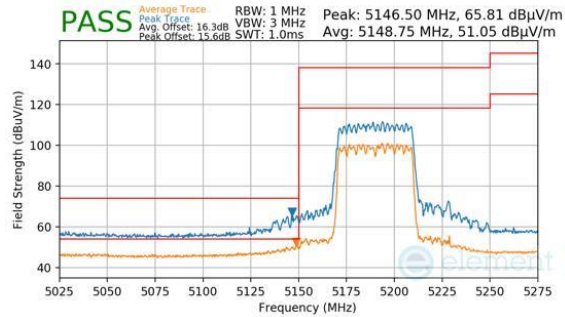


Plot 7-362. (FCC Only) CDD Primary (Peak, Ch.126, 802.11n, MCS15)

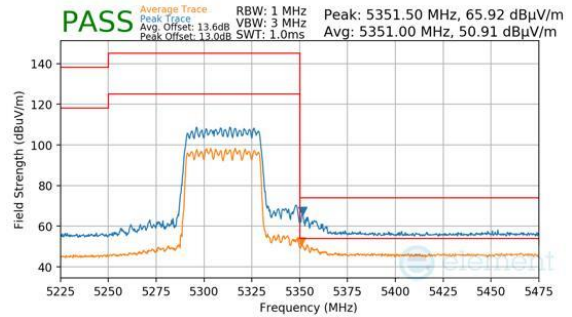


Plot 7-365. CDD Primary (Peak, Ch.159, 802.11n, MCS15)

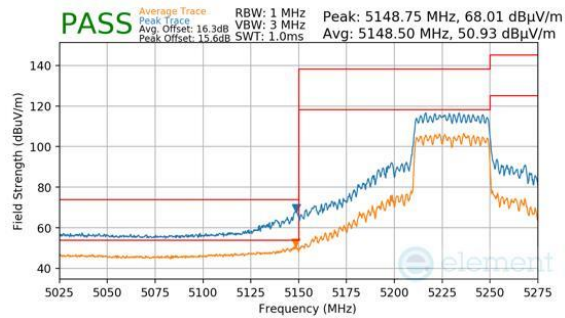
FCC ID: BCGA3355 IC: 579C-A3355		MEASUREMENT REPORT (CERTIFICATION)	Approved by: Technical Manager
Test Report S/N: 1C2410210077-20.BCG	Test Dates: 10/25/2024 - 1/30/2025	EUT Type: Tablet Device	Page 214 of 249



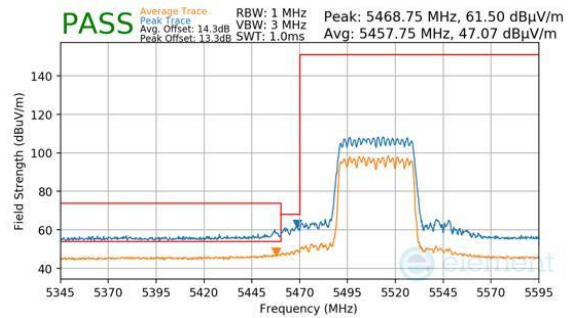
Plot 7-366. CDD Primary (Peak & Average, Ch.38, 802.11ax(SU), MCS11)



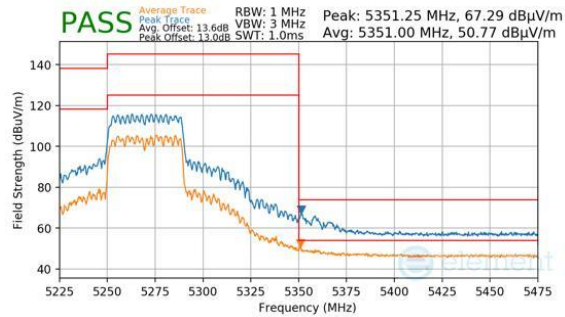
Plot 7-369. CDD Primary (Peak & Average, Ch.62, 802.11ax(SU), MCS11)



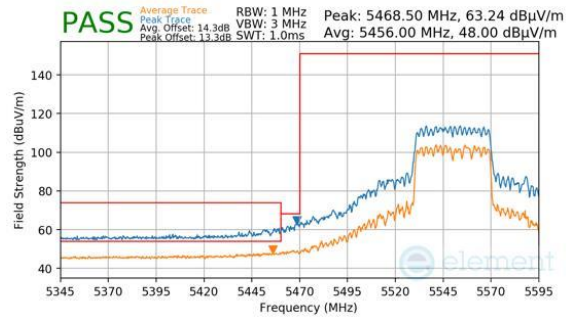
Plot 7-367. CDD Primary (Peak & Average, Ch.46, 802.11ax(SU), MCS11)



Plot 7-370. CDD Primary (Peak & Average, Ch.102, 802.11ax(SU), MCS11)



Plot 7-368. CDD Primary (Peak & Average, Ch.54, 802.11ax(SU), MCS11)

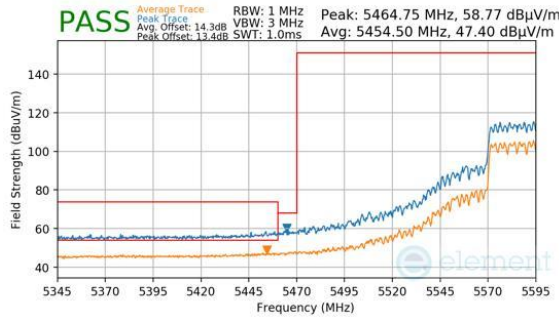


Plot 7-371. CDD Primary (Peak & Average, Ch.110, 802.11ax(SU), MCS11)

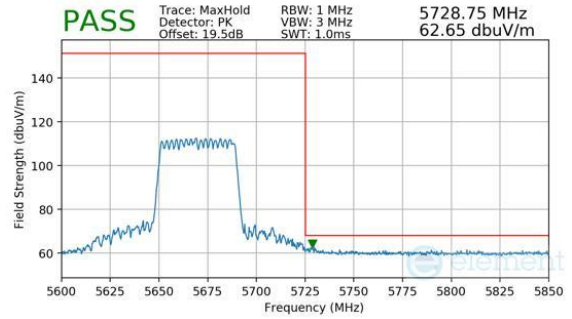
FCC ID: BCGA3355 IC: 579C-A3355		MEASUREMENT REPORT (CERTIFICATION)	Approved by: Technical Manager
Test Report S/N: 1C2410210077-20.BCG	Test Dates: 10/25/2024 - 1/30/2025	EUT Type: Tablet Device	Page 215 of 249

V 10.6 10/27/2023

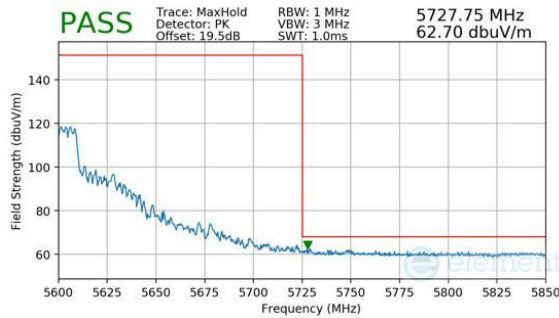
Unless otherwise specified, no part of this report may be reproduced or utilized in any part, form or by any means, electronic or mechanical, including photocopying and microfilm, without permission in writing from Element Materials Technology. If you have any questions about this or have an enquiry about obtaining additional rights to this report or assembly of contents thereof, please contact [ct.info@element.com](mailto:ct.info@element.com).



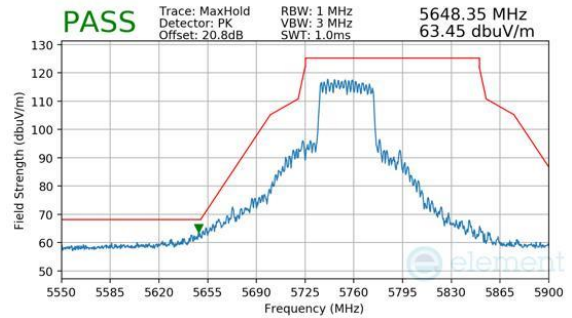
Plot 7-372. (FCC Only) CDD Primary (Peak & Average, Ch.118, 802.11ax(SU), MCS11)



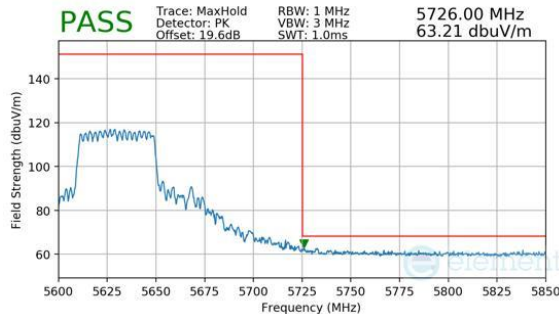
Plot 7-375. CDD Primary (Peak, Ch.134, 802.11ax(SU), MCS11)



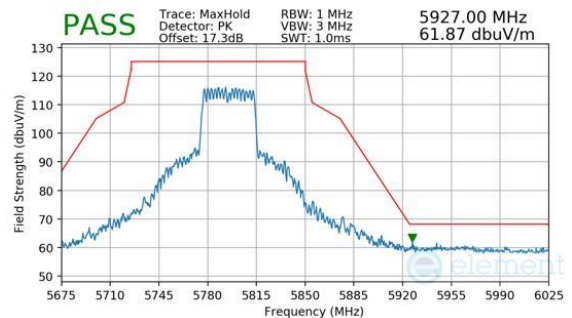
Plot 7-373. (FCC Only) CDD Primary (Peak, Ch.118, 802.11ax(SU), MCS11)



Plot 7-376. CDD Primary (Peak, Ch.151, 802.11ax(SU), MCS11)



Plot 7-374. (FCC Only) CDD Primary (Peak, Ch.126, 802.11ax(SU), MCS11)



Plot 7-377. CDD Primary (Peak, Ch.159, 802.11ax(SU), MCS11)

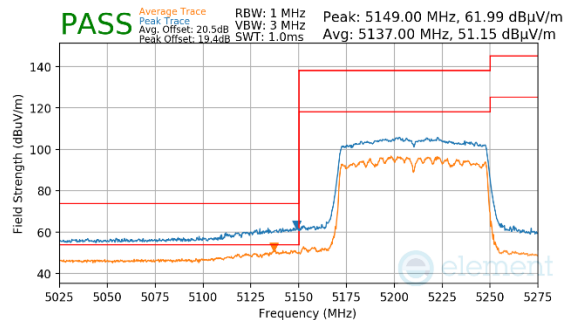
FCC ID: BCGA3355 IC: 579C-A3355		MEASUREMENT REPORT (CERTIFICATION)	Approved by: Technical Manager
Test Report S/N: 1C2410210077-20.BCG	Test Dates: 10/25/2024 - 1/30/2025	EUT Type: Tablet Device	Page 216 of 249

V 10.6 10/27/2023

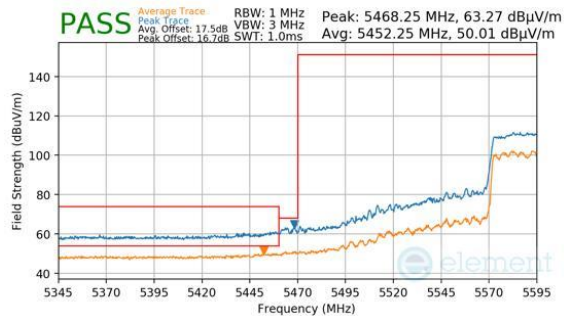
Unless otherwise specified, no part of this report may be reproduced or utilized in any part, form or by any means, electronic or mechanical, including photocopying and microfilm, without permission in writing from Element Materials Technology. If you have any questions about this or have an enquiry about obtaining additional rights to this report or assembly of contents thereof, please contact [ct.info@element.com](mailto:ct.info@element.com).

## 7.6.15 CDD Primary Radiated Band Edge Measurements (80MHz BW)

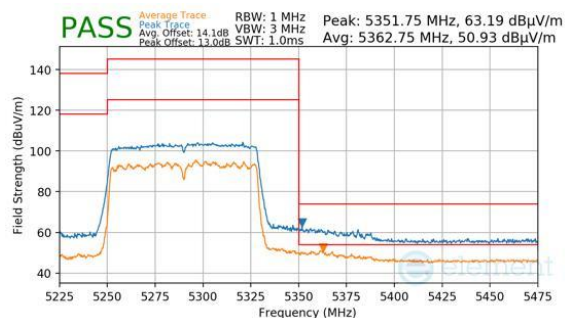
\$15.407(b.1)(b.2) \$15.205 \$15.209; RSS-Gen [8.9]



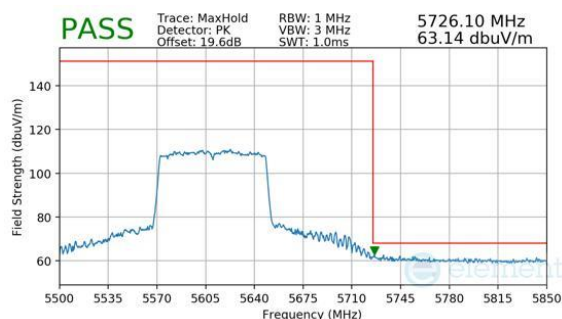
Plot 7-378. CDD Primary (Peak & Average, Ch.42, 802.11ac, MCS9)



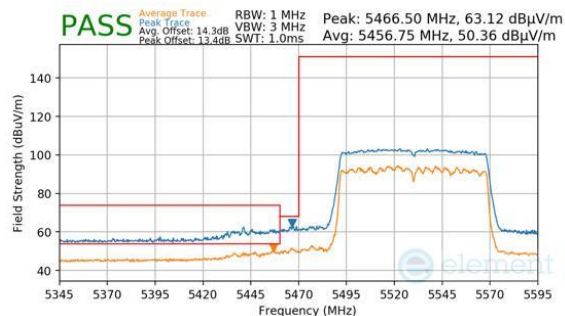
Plot 7-381. (FCC Only) CDD Primary (Peak & Average, Ch.122, 802.11ac, MCS9)



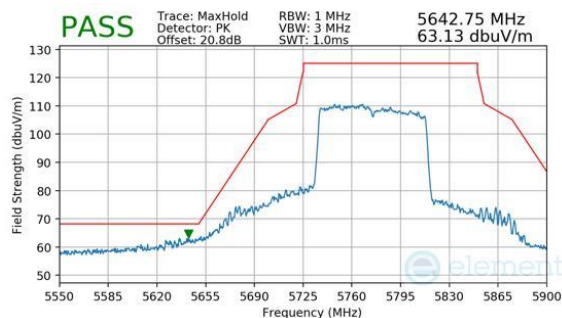
Plot 7-379. CDD Primary (Peak & Average, Ch.58, 802.11ac, MCS9)



Plot 7-382. (FCC Only) CDD Primary (Peak, Ch.122, 802.11ac, MCS9)



Plot 7-380. CDD Primary (Peak & Average, Ch.106, 802.11ac, MCS9)

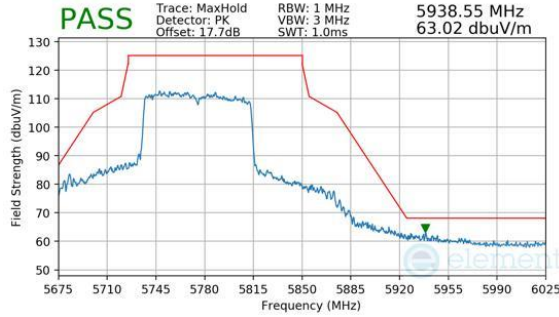


Plot 7-383. CDD Primary (Peak, Ch.155, 802.11ac, MCS9)

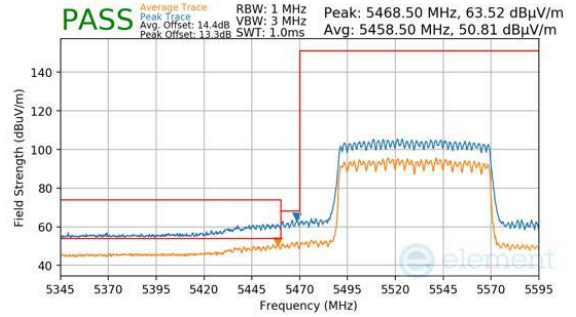
FCC ID: BCGA3355 IC: 579C-A3355		MEASUREMENT REPORT (CERTIFICATION)	Approved by: Technical Manager
Test Report S/N: 1C2410210077-20.BCG	Test Dates: 10/25/2024 - 1/30/2025	EUT Type: Tablet Device	Page 217 of 249

V 10.6 10/27/2023

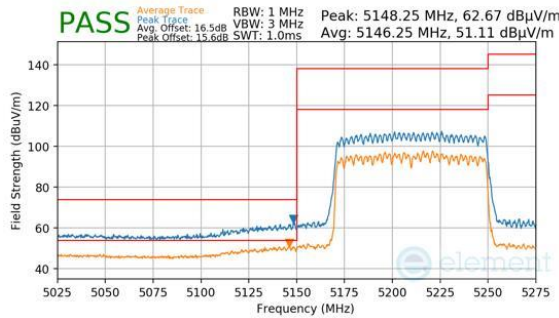
Unless otherwise specified, no part of this report may be reproduced or utilized in any part, form or by any means, electronic or mechanical, including photocopying and microfilm, without permission in writing from Element Materials Technology. If you have any questions about this or have an enquiry about obtaining additional rights to this report or assembly of contents thereof, please contact [ct.info@element.com](mailto:ct.info@element.com).



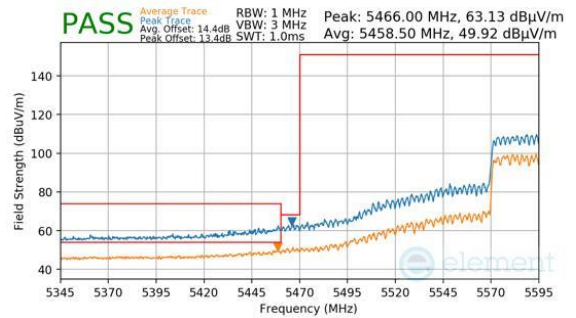
Plot 7-384. CDD Primary (Peak, Ch.155, 802.11ac, MCS9)



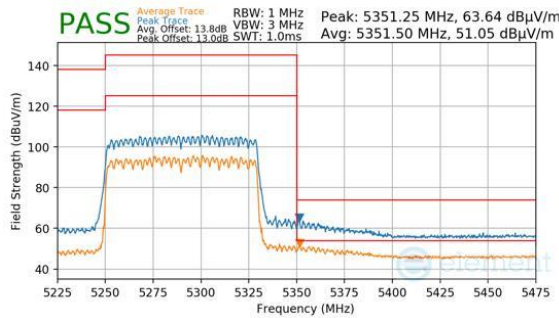
Plot 7-387. CDD Primary (Peak & Average, Ch.106, 802.11ax(SU), MCS11)



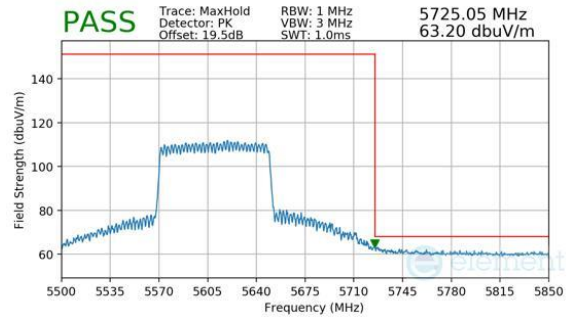
Plot 7-385. CDD Primary (Peak & Average, Ch.42, 802.11ax(SU), MCS11)



Plot 7-388. (FCC Only) CDD Primary (Peak & Average, Ch.122, 802.11ax(SU), MCS11)

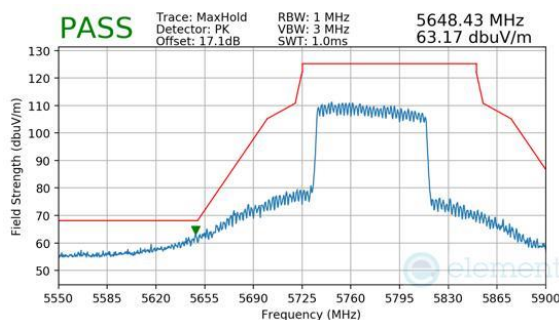


Plot 7-386. CDD Primary (Peak & Average, Ch.58, 802.11ax(SU), MCS11)

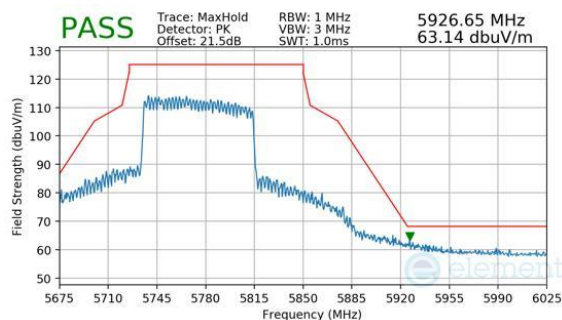


Plot 7-389. (FCC Only) CDD Primary (Peak, Ch.122, 802.11ax(SU), MCS11)


FCC ID: BCGA3355 IC: 579C-A3355		MEASUREMENT REPORT (CERTIFICATION)	Approved by: Technical Manager
Test Report S/N: 1C2410210077-20.BCG	Test Dates: 10/25/2024 - 1/30/2025	EUT Type: Tablet Device	Page 218 of 249



Plot 7-390. CDD Primary (Peak, Ch.155, 802.11ax(SU), MCS11)



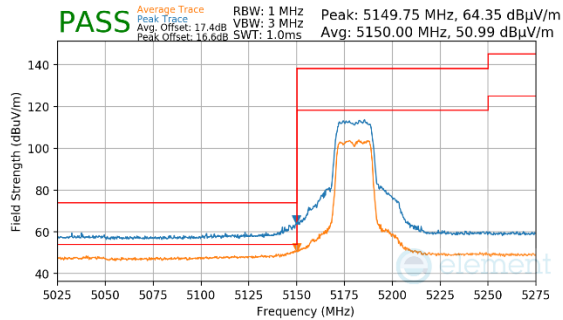
Plot 7-391. CDD Primary (Peak, Ch.155, 802.11ax(SU), MCS11)

<b>FCC ID:</b> BCGA3355 <b>IC:</b> 579C-A3355	 <b>MEASUREMENT REPORT</b> <b>(CERTIFICATION)</b>		<b>Approved by:</b> Technical Manager
<b>Test Report S/N:</b> 1C2410210077-20.BCG	<b>Test Dates:</b> 10/25/2024 - 1/30/2025	<b>EUT Type:</b> Tablet Device	Page 219 of 249

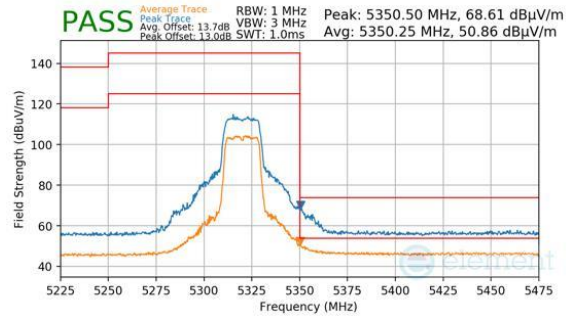
V 10.6 10/27/2023

## 7.6.16 CDD Diversity Radiated Band Edge Measurements (20MHz BW)

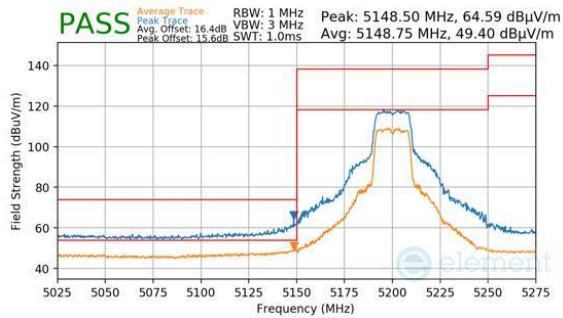
\$15.407(b.1)(b.2) \$15.205 \$15.209; RSS-Gen [8.9]; RSS-Gen [8.9]



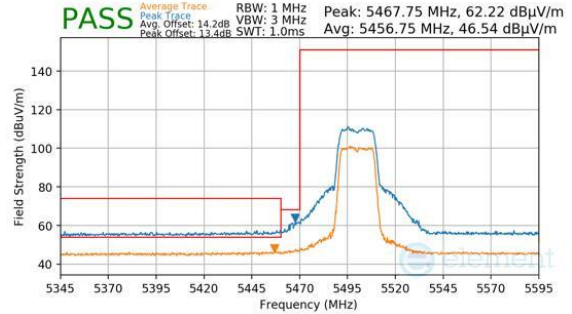
Plot 7-392. CDD Diversity (Peak & Average, Ch.36, 802.11n, MCS15)



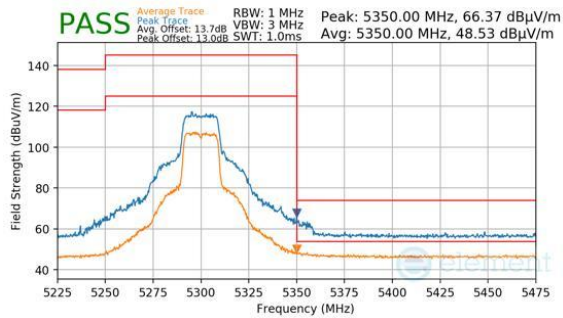
Plot 7-395. CDD Diversity (Peak & Average, Ch.64, 802.11n, MCS15)



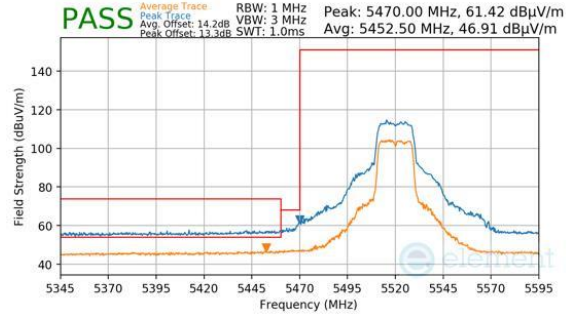
Plot 7-393. CDD Diversity (Peak & Average, Ch.40, 802.11n, MCS15)



Plot 7-396. CDD Diversity (Peak & Average, Ch.100, 802.11n, MCS15)



Plot 7-394. CDD Diversity (Peak & Average, Ch.60, 802.11n, MCS15)

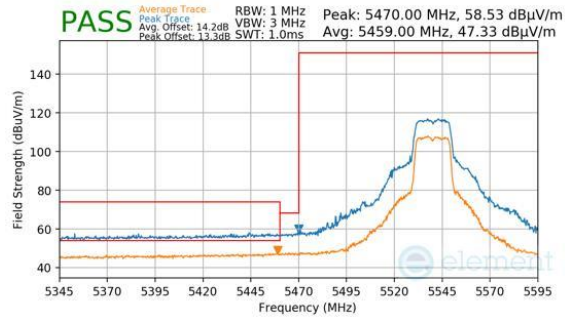


Plot 7-397. CDD Diversity (Peak & Average, Ch.104, 802.11n, MCS15)

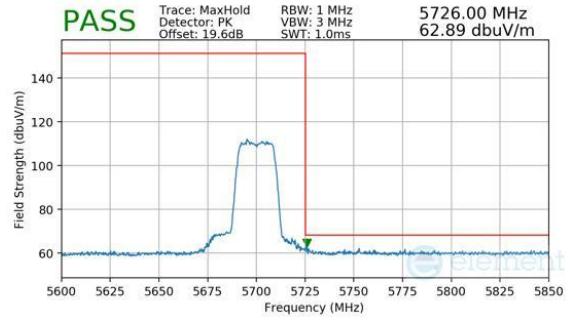
FCC ID: BCGA3355 IC: 579C-A3355		MEASUREMENT REPORT (CERTIFICATION)	Approved by: Technical Manager
Test Report S/N: 1C2410210077-20.BCG	Test Dates: 10/25/2024 - 1/30/2025	EUT Type: Tablet Device	Page 220 of 249

V 10.6 10/27/2023

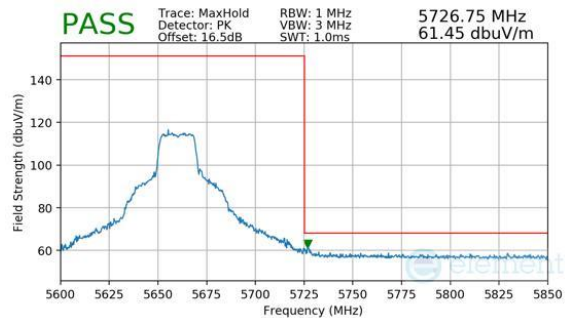
Unless otherwise specified, no part of this report may be reproduced or utilized in any part, form or by any means, electronic or mechanical, including photocopying and microfilm, without permission in writing from Element Materials Technology. If you have any questions about this or have an enquiry about obtaining additional rights to this report or assembly of contents thereof, please contact [ct.info@element.com](mailto:ct.info@element.com).



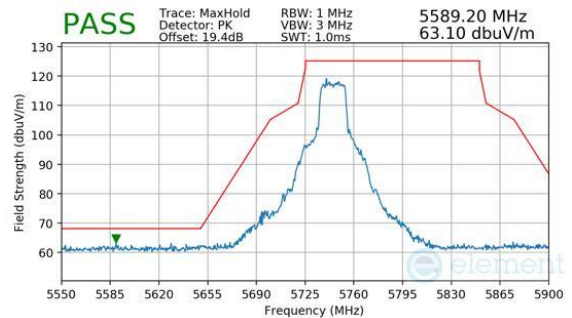
Plot 7-398. CDD Diversity (Peak & Average, Ch.108, 802.11n, MCS15)



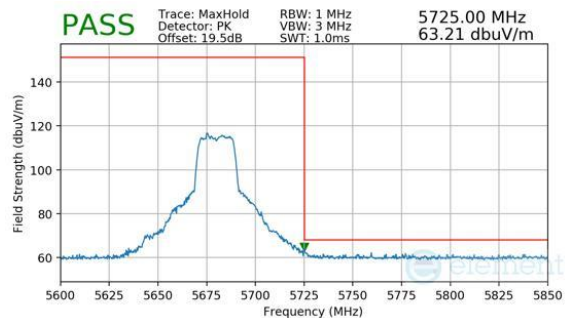
Plot 7-401. CDD Diversity (Peak, Ch.140, 802.11n, MCS15)



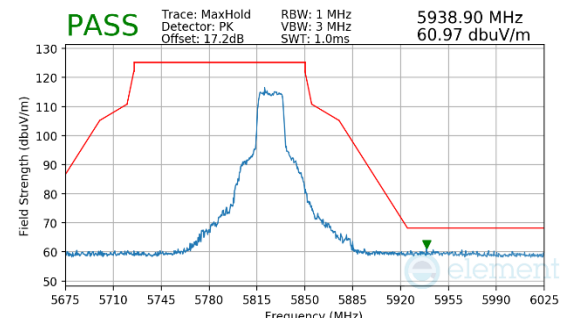
Plot 7-399. CDD Diversity (Peak, Ch.132, 802.11n, MCS15)



Plot 7-402. CDD Diversity (Peak, Ch.149, 802.11n, MCS15)

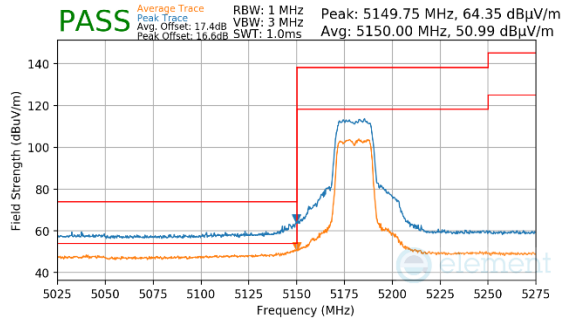


Plot 7-400. CDD Diversity (Peak, Ch.136, 802.11n, MCS15)

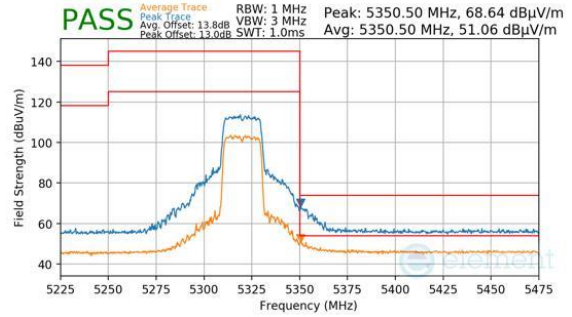


Plot 7-403. CDD Diversity (Peak, Ch.165, 802.11n, MCS15)

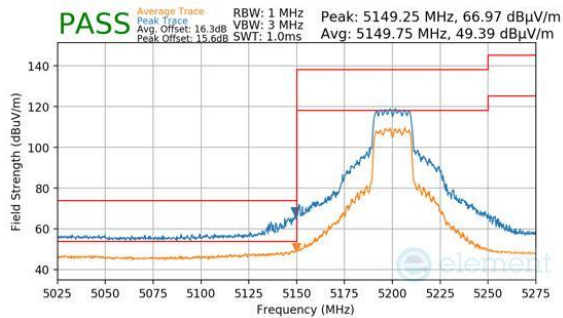
FCC ID: BCGA3355 IC: 579C-A3355		MEASUREMENT REPORT (CERTIFICATION)		Approved by: Technical Manager
Test Report S/N: 1C2410210077-20.BCG	Test Dates: 10/25/2024 - 1/30/2025	EUT Type: Tablet Device		Page 221 of 249



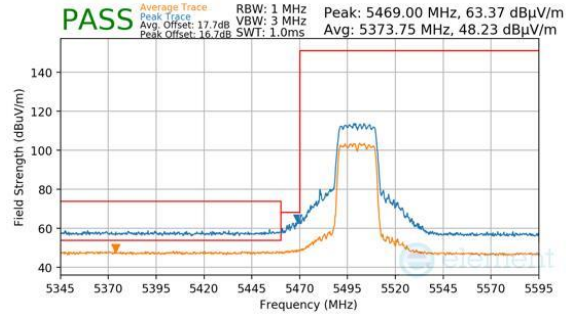
Plot 7-404. CDD Diversity (Peak & Average, Ch.36, 802.11ax(SU), MCS11)



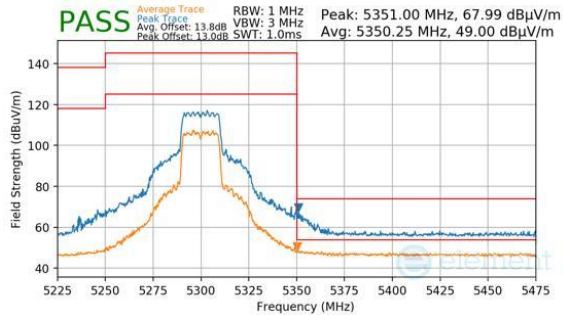
Plot 7-407. CDD Diversity (Peak & Average, Ch.64, 802.11ax(SU), MCS11)



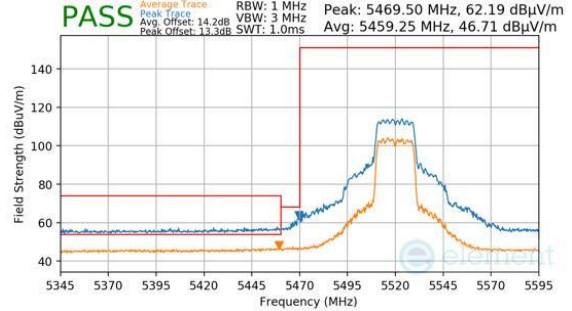
Plot 7-405. CDD Diversity (Peak & Average, Ch.40, 802.11ax(SU), MCS11)



Plot 7-408. CDD Diversity (Peak & Average, Ch.100, 802.11ax(SU), MCS11)

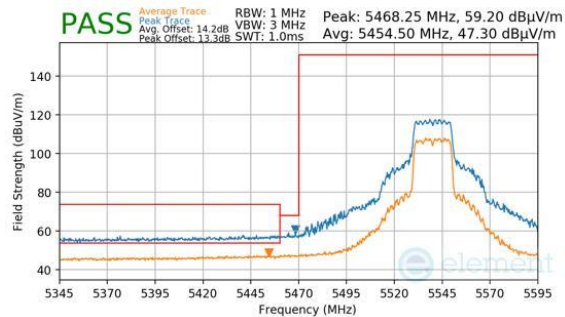


Plot 7-406. CDD Diversity (Peak & Average, Ch.60, 802.11ax(SU), MCS11)

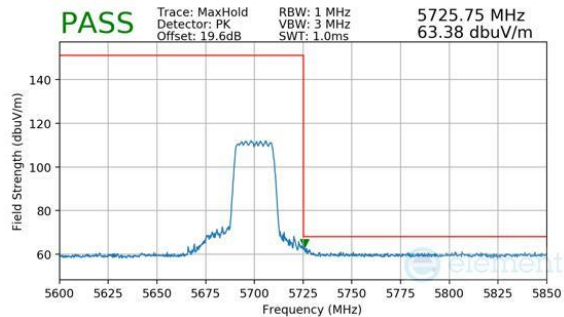


Plot 7-409. CDD Diversity (Peak & Average, Ch.104, 802.11ax(SU), MCS11)

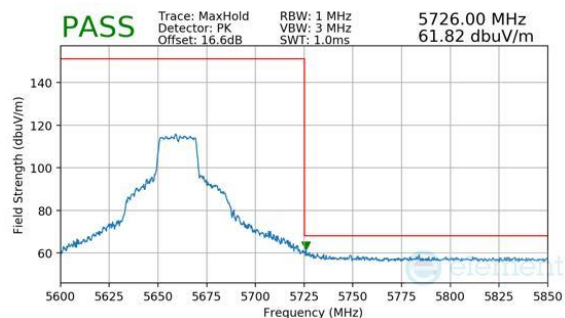
FCC ID: BCGA3355 IC: 579C-A3355		MEASUREMENT REPORT (CERTIFICATION)	Approved by: Technical Manager
Test Report S/N: 1C2410210077-20.BCG	Test Dates: 10/25/2024 - 1/30/2025	EUT Type: Tablet Device	Page 222 of 249



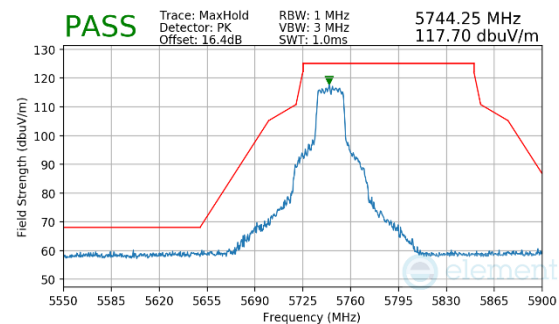
Plot 7-410. CDD Diversity (Peak & Average, Ch.108, 802.11ax(SU), MCS11)



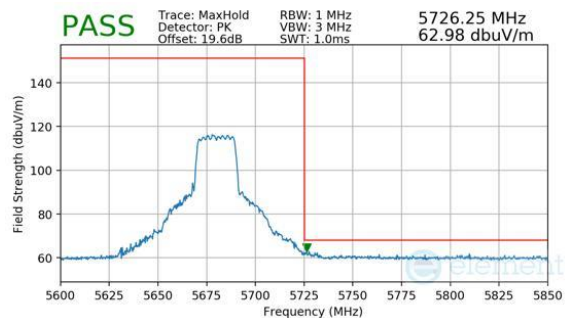
Plot 7-413. CDD Diversity (Peak, Ch.140, 802.11ax(SU), MCS11)



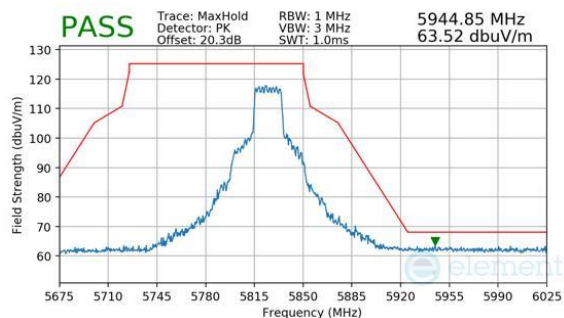
Plot 7-411. CDD Diversity (Peak, Ch.132, 802.11ax(SU), MCS11)



Plot 7-414. CDD Diversity (Peak, Ch.149, 802.11ax(SU), MCS11)



Plot 7-412. CDD Diversity (Peak, Ch.136, 802.11ax(SU), MCS11)

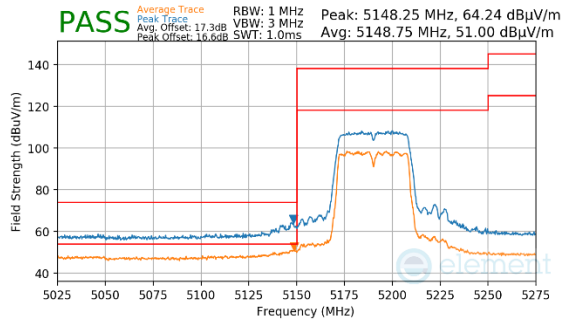


Plot 7-415. CDD Diversity (Peak, Ch.165, 802.11ax(SU), MCS11)

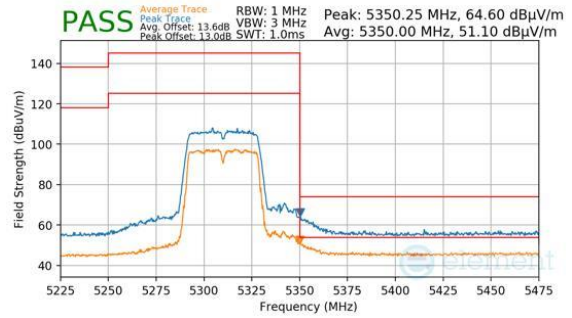
FCC ID: BCGA3355 IC: 579C-A3355		MEASUREMENT REPORT (CERTIFICATION)	Approved by: Technical Manager
Test Report S/N: 1C2410210077-20.BCG	Test Dates: 10/25/2024 - 1/30/2025	EUT Type: Tablet Device	Page 223 of 249

## 7.6.17 CDD Diversity Radiated Band Edge Measurements (40MHz BW)

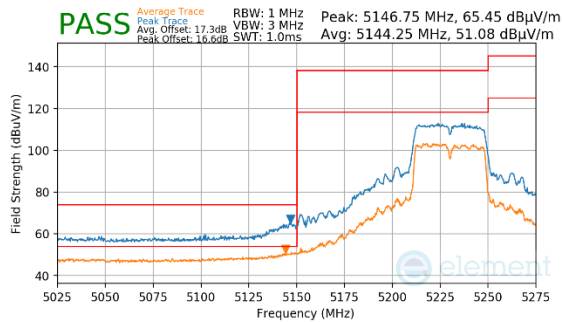
\$15.407(b.1)(b.2) \$15.205 \$15.209; RSS-Gen [8.9]



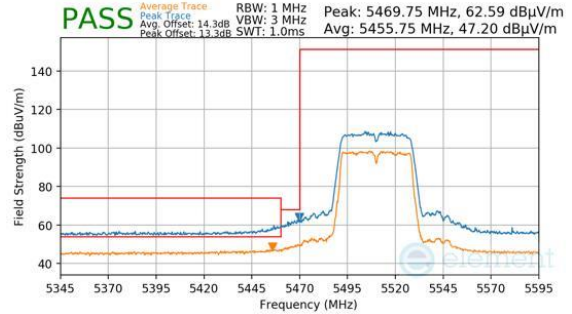
Plot 7-416. CDD Diversity (Peak & Average, Ch.38, 802.11n, MCS15)



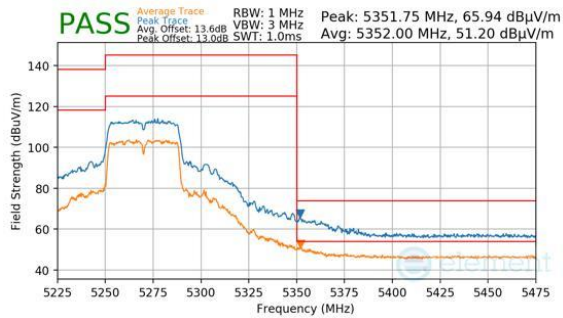
Plot 7-419. CDD Diversity (Peak & Average, Ch.62, 802.11n, MCS15)



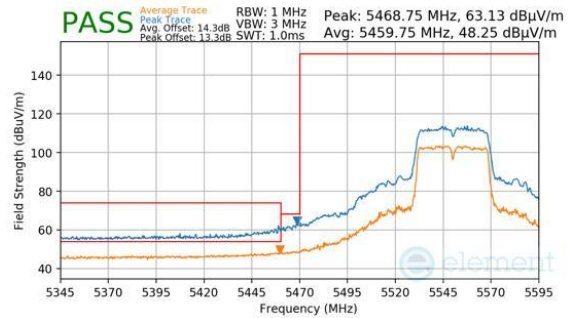
Plot 7-417. CDD Diversity (Peak & Average, Ch.46, 802.11n, MCS15)



Plot 7-420. CDD Diversity (Peak & Average, Ch.102, 802.11n, MCS15)



Plot 7-418. CDD Diversity (Peak & Average, Ch.54, 802.11n, MCS15)

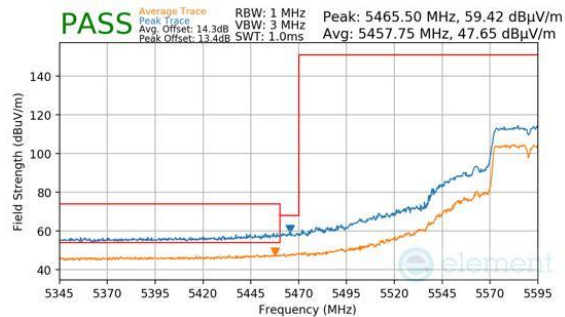


Plot 7-421. CDD Diversity (Peak & Average, Ch.110, 802.11n, MCS15)

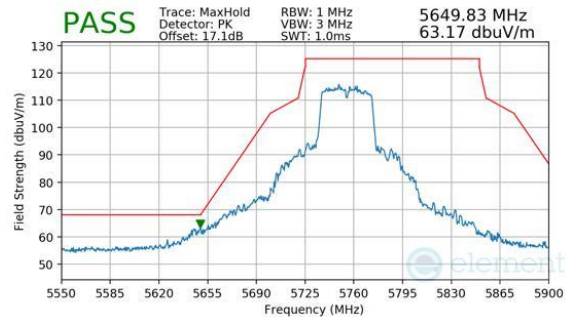
FCC ID: BCGA3355 IC: 579C-A3355		MEASUREMENT REPORT (CERTIFICATION)	Approved by: Technical Manager
Test Report S/N: 1C2410210077-20.BCG	Test Dates: 10/25/2024 - 1/30/2025	EUT Type: Tablet Device	Page 224 of 249

V 10.6 10/27/2023

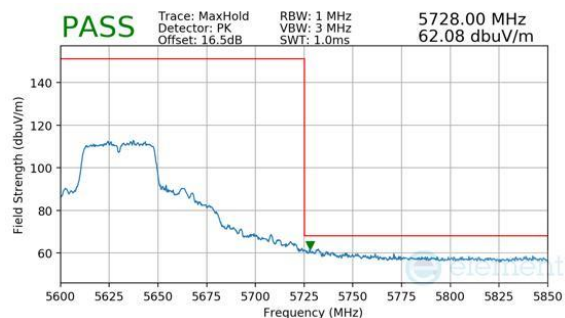
Unless otherwise specified, no part of this report may be reproduced or utilized in any part, form or by any means, electronic or mechanical, including photocopying and microfilm, without permission in writing from Element Materials Technology. If you have any questions about this or have an enquiry about obtaining additional rights to this report or assembly of contents thereof, please contact [ct.info@element.com](mailto:ct.info@element.com).



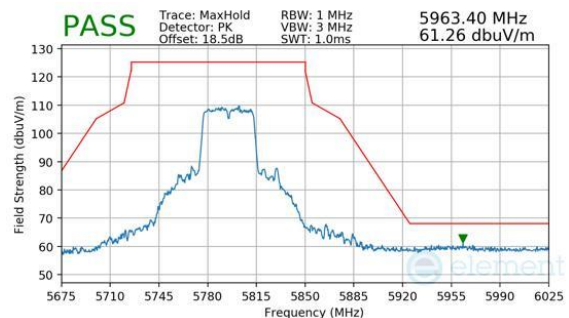
Plot 7-422. (FCC Only) CDD Diversity (Peak & Average, Ch.118, 802.11n, MCS15)



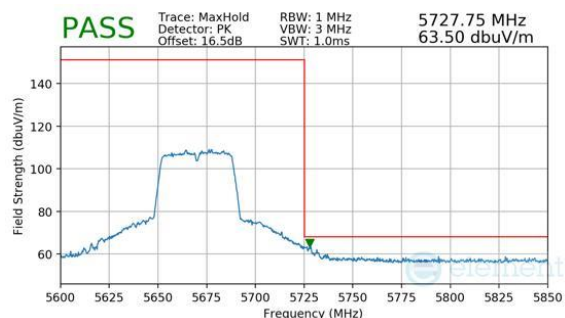
Plot 7-425. CDD Diversity (Peak, Ch.151, 802.11n, MCS15)



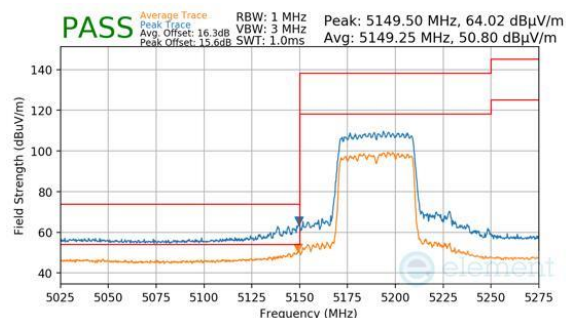
Plot 7-423. (FCC Only) CDD Diversity (Peak, Ch.126, 802.11n, MCS15)



Plot 7-426. CDD Diversity (Peak, Ch.159, 802.11n, MCS15)



Plot 7-424. CDD Diversity (Peak, Ch.134, 802.11n, MCS15)

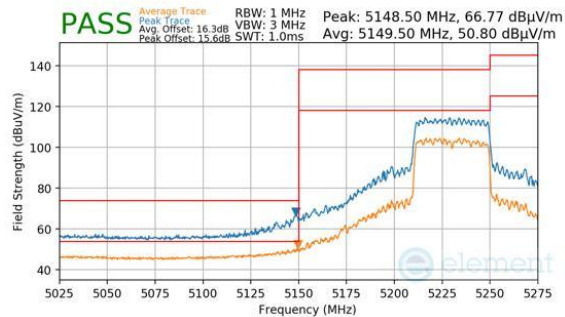


Plot 7-427. CDD Diversity (Peak & Average, Ch.38, 802.11ax(SU), MCS11)

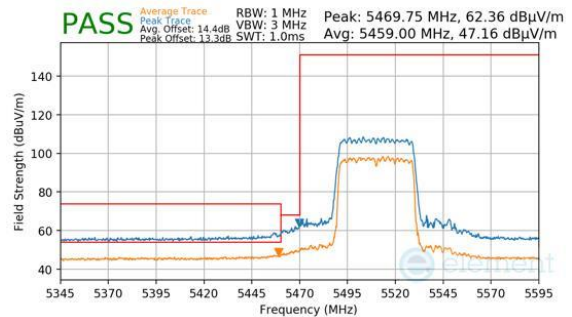
FCC ID: BCGA3355 IC: 579C-A3355		MEASUREMENT REPORT (CERTIFICATION)	Approved by: Technical Manager
Test Report S/N: 1C2410210077-20.BCG	Test Dates: 10/25/2024 - 1/30/2025	EUT Type: Tablet Device	Page 225 of 249

V 10.6 10/27/2023

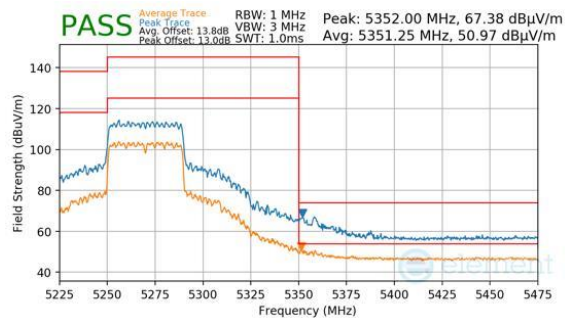
Unless otherwise specified, no part of this report may be reproduced or utilized in any part, form or by any means, electronic or mechanical, including photocopying and microfilm, without permission in writing from Element Materials Technology. If you have any questions about this or have an enquiry about obtaining additional rights to this report or assembly of contents thereof, please contact [ct.info@element.com](mailto:ct.info@element.com).



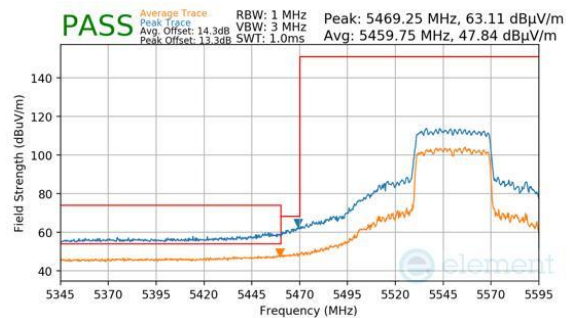
Plot 7-428. CDD Diversity (Peak & Average, Ch.46, 802.11ax(SU), MCS11)



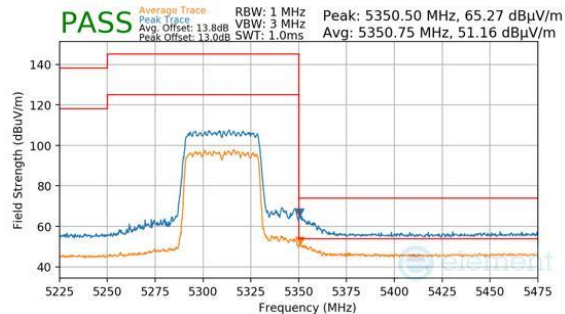
Plot 7-431. CDD Diversity (Peak & Average, Ch.102, 802.11ax(SU), MCS11)



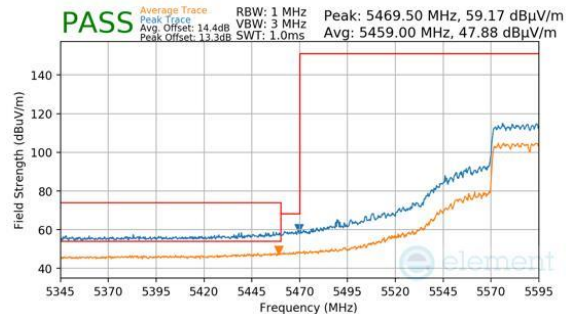
Plot 7-429. CDD Diversity (Peak & Average, Ch.54, 802.11ax(SU), MCS11)



Plot 7-432. CDD Diversity (Peak & Average, Ch.110, 802.11ax(SU), MCS11)



Plot 7-430. CDD Diversity (Peak & Average, Ch.62, 802.11ax(SU), MCS11)

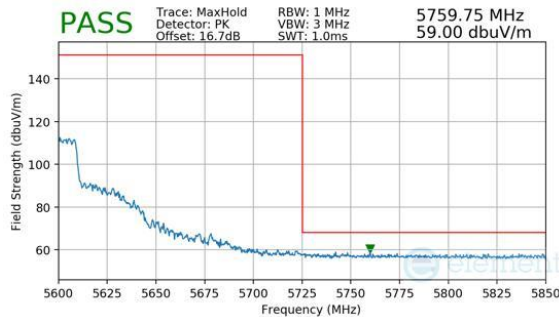


Plot 7-433. (FCC Only) CDD Diversity (Peak & Average, Ch.118, 802.11ax(SU), MCS11)

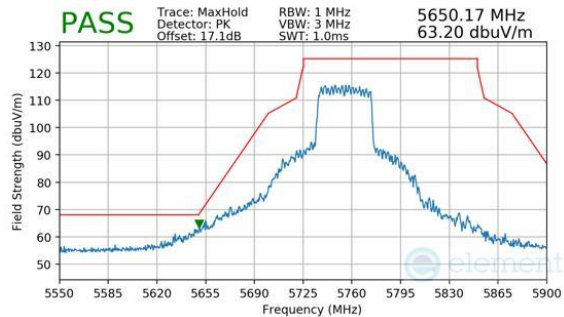
FCC ID: BCGA3355 IC: 579C-A3355		MEASUREMENT REPORT (CERTIFICATION)	Approved by: Technical Manager
Test Report S/N: 1C2410210077-20.BCG	Test Dates: 10/25/2024 - 1/30/2025	EUT Type: Tablet Device	Page 226 of 249

V 10.6 10/27/2023

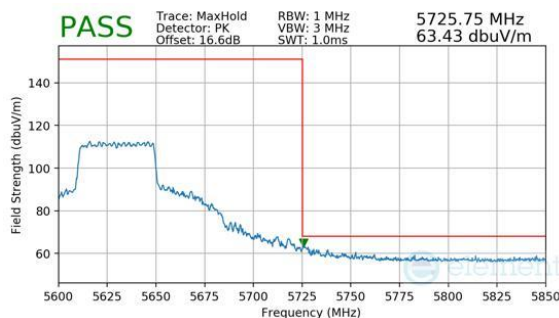
Unless otherwise specified, no part of this report may be reproduced or utilized in any part, form or by any means, electronic or mechanical, including photocopying and microfilm, without permission in writing from Element Materials Technology. If you have any questions about this or have an enquiry about obtaining additional rights to this report or assembly of contents thereof, please contact [ct.info@element.com](mailto:ct.info@element.com).



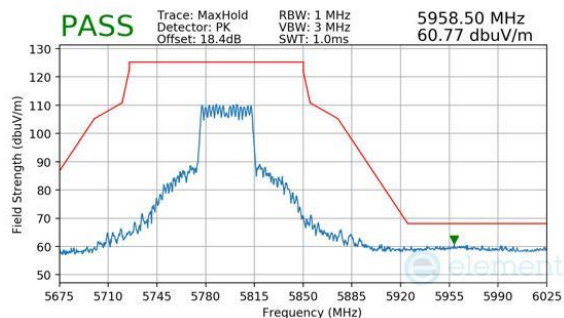
Plot 7-434. (FCC Only) CDD Diversity (Peak, Ch.118, 802.11ax(SU), MCS11)



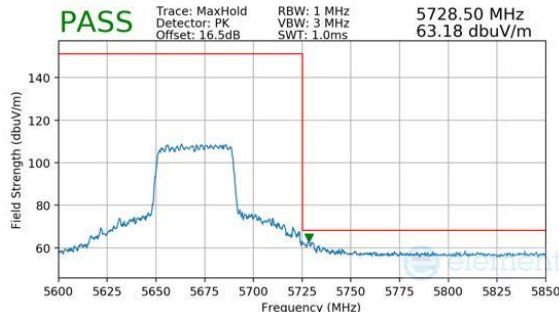
Plot 7-437. CDD Diversity (Peak, Ch.151, 802.11ax(SU), MCS11)



Plot 7-435. (FCC Only) CDD Diversity (Peak, Ch.126, 802.11ax(SU), MCS11)



Plot 7-438. CDD Diversity (Peak, Ch.159, 802.11ax(SU), MCS11)

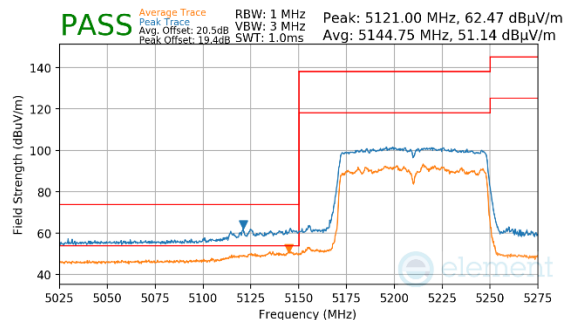


Plot 7-436. CDD Diversity (Peak, Ch.134, 802.11ax(SU), MCS11)

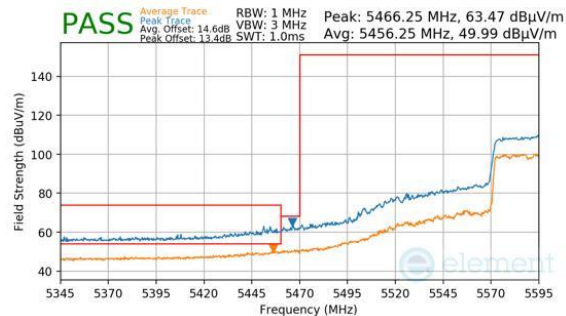
FCC ID: BCGA3355 IC: 579C-A3355	 <b>MEASUREMENT REPORT (CERTIFICATION)</b>		Approved by: Technical Manager
Test Report S/N: 1C2410210077-20.BCG	Test Dates: 10/25/2024 - 1/30/2025	EUT Type: Tablet Device	Page 227 of 249

## 7.6.18 CDD Diversity Radiated Band Edge Measurements (80MHz BW)

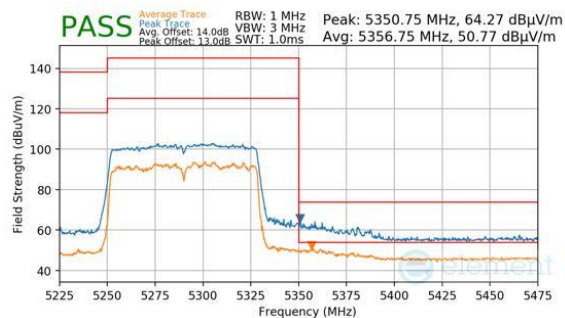
\$15.407(b.1)(b.2) \$15.205 \$15.209; RSS-Gen [8.9]



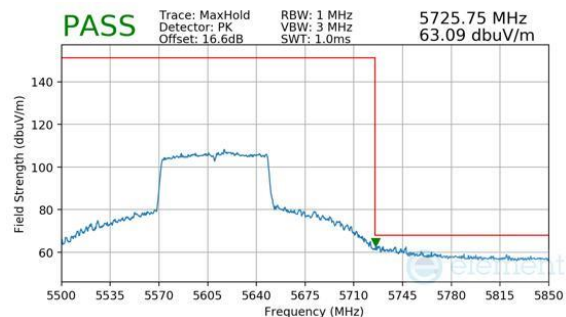
Plot 7-439. CDD Diversity (Peak & Average, Ch.42, 802.11ac, MCS9)



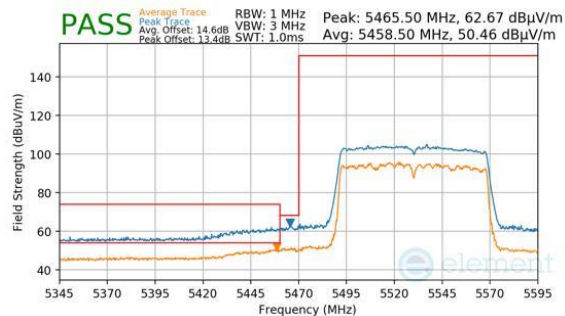
Plot 7-442. (FCC Only) CDD Diversity (Peak & Average, Ch.122, 802.11ac, MCS9)



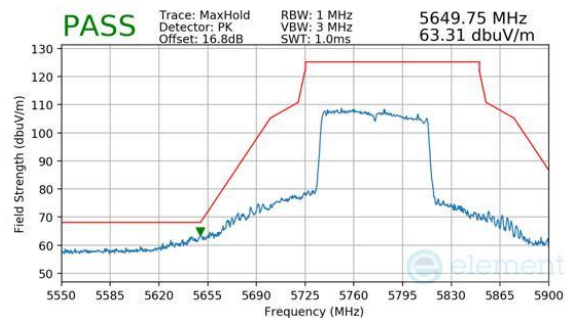
Plot 7-440. CDD Diversity (Peak & Average, Ch.58, 802.11ac, MCS9)



Plot 7-443. (FCC Only) CDD Diversity (Peak, Ch.122, 802.11ac, MCS9)



Plot 7-441. CDD Diversity (Peak & Average, Ch.106, 802.11ac, MCS9)

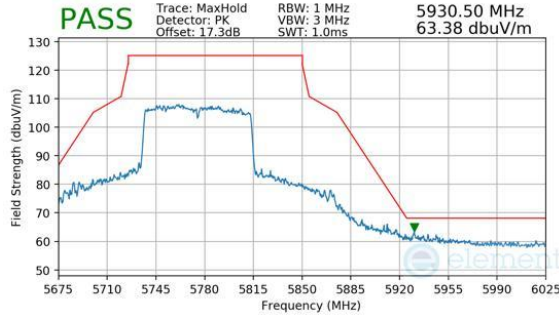


Plot 7-444. CDD Diversity (Peak, Ch.155, 802.11ac, MCS9)

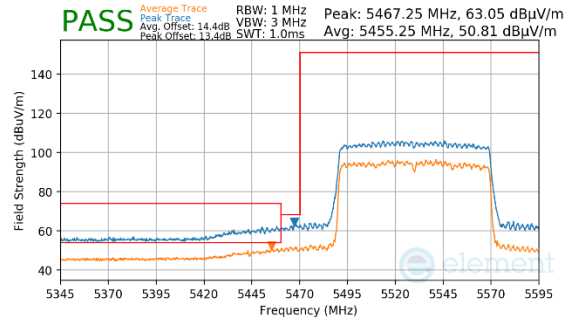
FCC ID: BCGA3355 IC: 579C-A3355		MEASUREMENT REPORT (CERTIFICATION)	Approved by: Technical Manager
Test Report S/N: 1C2410210077-20.BCG	Test Dates: 10/25/2024 - 1/30/2025	EUT Type: Tablet Device	Page 228 of 249

V 10.6 10/27/2023

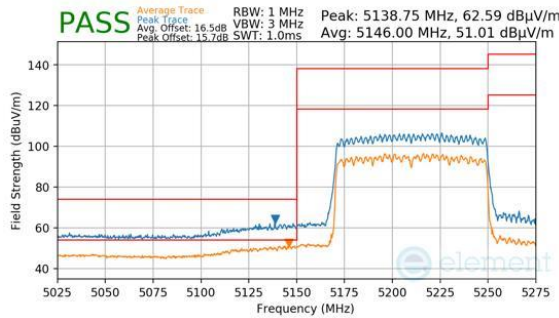
Unless otherwise specified, no part of this report may be reproduced or utilized in any part, form or by any means, electronic or mechanical, including photocopying and microfilm, without permission in writing from Element Materials Technology. If you have any questions about this or have an enquiry about obtaining additional rights to this report or assembly of contents thereof, please contact [ct.info@element.com](mailto:ct.info@element.com).



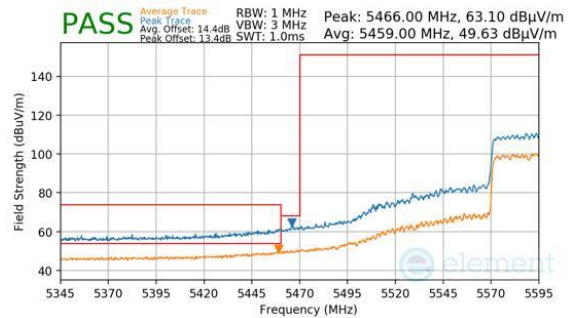
Plot 7-445. CDD Diversity (Peak, Ch.155, 802.11ac, MCS9)



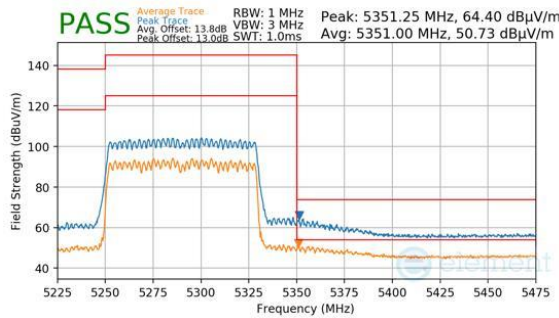
Plot 7-448. CDD Diversity (Peak & Average, Ch.106, 802.11ax(SU), MCS11)



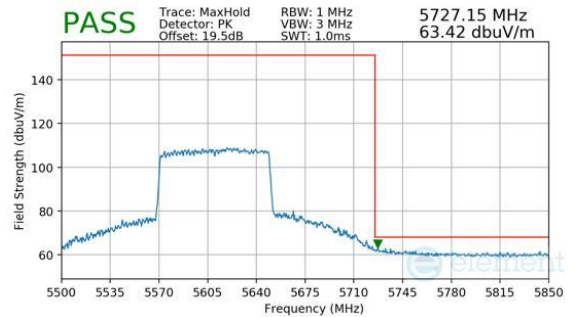
Plot 7-446. CDD Diversity (Peak & Average, Ch.42, 802.11ax(SU), MCS11)



Plot 7-449. (FCC Only) CDD Diversity (Peak & Average, Ch.122, 802.11ax(SU), MCS11)

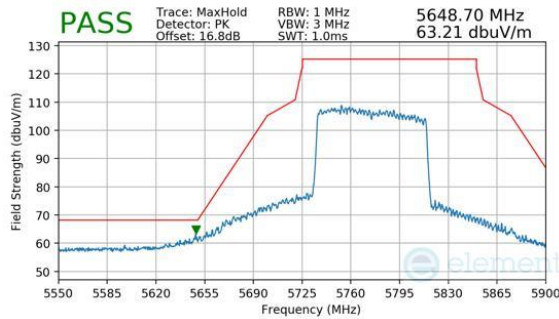


Plot 7-447. CDD Diversity (Peak & Average, Ch.58, 802.11ax(SU), MCS11)

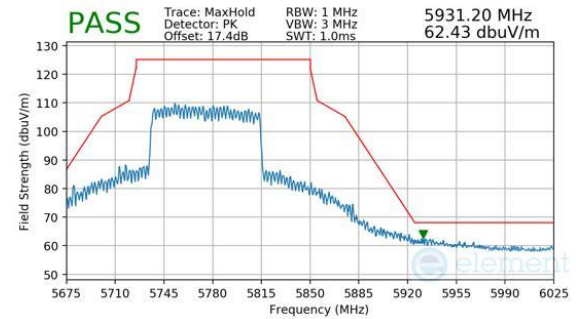


Plot 7-450. (FCC Only) CDD Diversity (Peak, Ch.122, 802.11ax(SU), MCS11)

FCC ID: BCGA3355 IC: 579C-A3355		MEASUREMENT REPORT (CERTIFICATION)	Approved by: Technical Manager
Test Report S/N: 1C2410210077-20.BCG	Test Dates: 10/25/2024 - 1/30/2025	EUT Type: Tablet Device	Page 229 of 249



Plot 7-451. CDD Diversity (Peak, Ch.155, 802.11ax(SU), MCS11)



Plot 7-452. CDD Diversity (Peak, Ch.155, 802.11ax(SU), MCS11)

<b>FCC ID:</b> BCGA3355 <b>IC:</b> 579C-A3355		<b>MEASUREMENT REPORT (CERTIFICATION)</b>	<b>Approved by:</b> Technical Manager
<b>Test Report S/N:</b> 1C2410210077-20.BCG	<b>Test Dates:</b> 10/25/2024 - 1/30/2025	<b>EUT Type:</b> Tablet Device	Page 230 of 249

V 10.6 10/27/2023

## 7.7 Radiated Spurious Emissions – Below 1GHz

§15.209; RSS-Gen [8.9]

### Test Overview and Limit

All out of band radiated spurious emissions are measured with a spectrum analyzer connected to a receive antenna while the EUT is operating at its maximum duty cycle, at maximum power, and at the appropriate frequencies. All data rates and modes were investigated for radiated spurious emissions. Only the radiated emissions of the configuration that produced the worst case emissions are reported in this section.

**All out of band emissions appearing in a restricted band as specified in Section 15.205 of the Title 47 CFR and Table 7 of RSS-Gen (8.10) must not exceed the limits shown in Table 7-143 per Section 15.209 and RSS-Gen (8.9).**

Frequency	Field Strength [μV/m]	Measured Distance [Meters]
0.009 – 0.490 MHz	2400/F (kHz)	300
0.490 – 1.705 MHz	24000/F (kHz)	30
1.705 – 30.00 MHz	30	30
30.00 – 88.00 MHz	100	3
88.00 – 216.0 MHz	150	3
216.0 – 960.0 MHz	200	3
Above 960.0 MHz	500	3

**Table 7-143. Radiated Limits**

### Test Procedures Used

ANSI C63.10-2020

### Test Settings

#### Quasi-Peak Field Strength Measurements

1. Analyzer center frequency was set to the frequency of the radiated spurious emission of interest
2. RBW = 120kHz (for emissions from 30MHz – 1GHz)
3. Detector = quasi-peak
4. Sweep time = auto couple
5. Trace mode = max hold
6. Trace was allowed to stabilize

#### Peak Field Strength Measurements

7. Analyzer center frequency was set to the frequency of the radiated spurious emission of interest
8. RBW = 120kHz (for emissions from 30MHz – 1GHz)
9. VBW = 300kHz
10. Detector = quasi-peak
11. Sweep time = auto couple
12. Trace mode = max hold

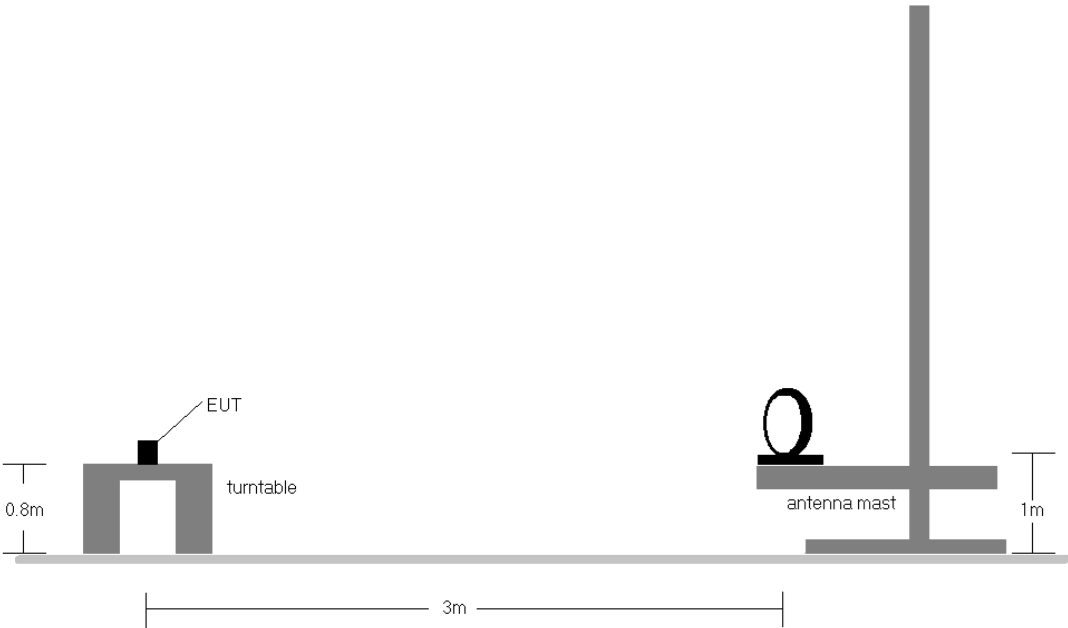
FCC ID: BCGA3355 IC: 579C-A3355		MEASUREMENT REPORT (CERTIFICATION)	Approved by: Technical Manager
Test Report S/N: 1C2410210077-20.BCG	Test Dates: 10/25/2024 - 1/30/2025	EUT Type: Tablet Device	Page 231 of 249

V 10.6 10/27/2023

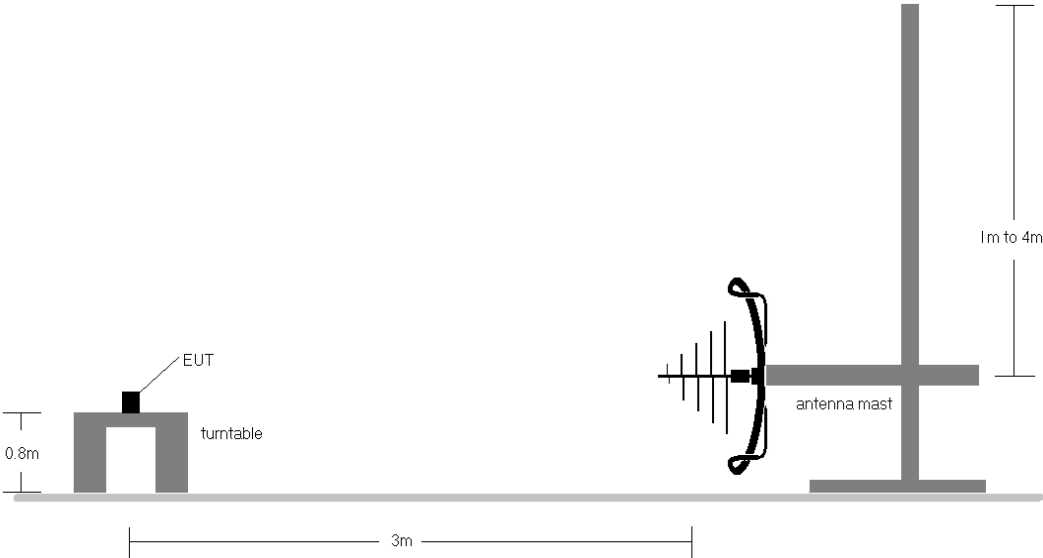
13. Trace was allowed to stabilize

**Test Setup**

The EUT and measurement equipment were set up as shown in the diagrams below.



**Figure 7-6. Radiated Test Setup < 30MHz**



**Figure 7-7. Radiated Test Setup < 1GHz**

<b>FCC ID:</b> BCGA3355 <b>IC:</b> 579C-A3355		<b>MEASUREMENT REPORT (CERTIFICATION)</b>	<b>Approved by:</b> Technical Manager
<b>Test Report S/N:</b> 1C2410210077-20.BCG	<b>Test Dates:</b> 10/25/2024 - 1/30/2025	<b>EUT Type:</b> Tablet Device	Page 232 of 249

## Test Notes

1. All emissions lying in restricted bands specified in §15.205 and RSS-Gen (8.10) are below the limit shown in Table 7-143.
2. The broadband receive antenna is manipulated through vertical and horizontal polarizations during the tests. The EUT is manipulated through three orthogonal planes. For below 30MHz the loop antenna was positioned in 3 orthogonal planes (X front, Y side, Z top) to determine the orientation resulting in the worst case emissions.
3. This unit was tested with its standard battery.
4. The spectrum is investigated using a peak detector and final measurements are recorded using CISPR quasi peak detector on emissions that were within 6dB of the limit.
5. Emissions were measured at a 3 meter test distance.
6. Emissions are investigated while operating on the center channel of the mode, band, and modulation that produced the worst case results during the transmitter spurious emissions testing.
7. No spurious emissions were detected within 20dB of the limit below 30MHz.
8. The results recorded using the broadband antenna is known to correlate with the results obtained by using a tuned dipole with an acceptable degree of accuracy. The VSWR for the measurement antenna was found to be less than 2:1.
9. Both configurations below were investigated, and the worst case has been reported.
  - a. EUT powered by AC/DC adaptor via USB-C cable with wire charger
  - b. EUT powered by host PC via USB-C cable with wire charger
10. All antenna configurations were investigated and only the worst case is reported.
11. The unit was tested with all possible modes and only the highest emission is reported.

## Sample Calculations

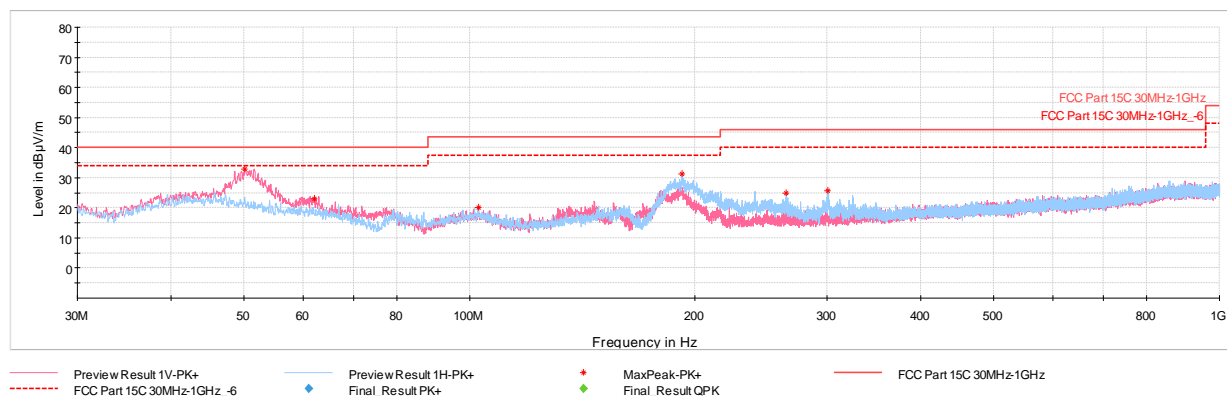
### Determining Spurious Emissions Levels

- Field Strength Level  $_{[dB\mu V/m]} = \text{Analyzer Level}_{[dBm]} + 107 + \text{AFCL}_{[dB/m]}$
- $\text{AFCL}_{[dB/m]} = \text{Antenna Factor}_{[dB/m]} + \text{Cable Loss}_{[dB]} - \text{Preamp Gain}_{[dB]}$
- $\text{Margin}_{[dB]} = \text{Field Strength Level}_{[dB\mu V/m]} - \text{Limit}_{[dB\mu V/m]}$

FCC ID: BCGA3355 IC: 579C-A3355	 <b>MEASUREMENT REPORT (CERTIFICATION)</b>		<b>Approved by:</b> Technical Manager
<b>Test Report S/N:</b> 1C2410210077-20.BCG	<b>Test Dates:</b> 10/25/2024 - 1/30/2025	<b>EUT Type:</b> Tablet Device	Page 233 of 249

V 10.6 10/27/2023

## 7.7.1 CDD Primary Radiated Spurious Emissions Measurements (Below 1GHz)



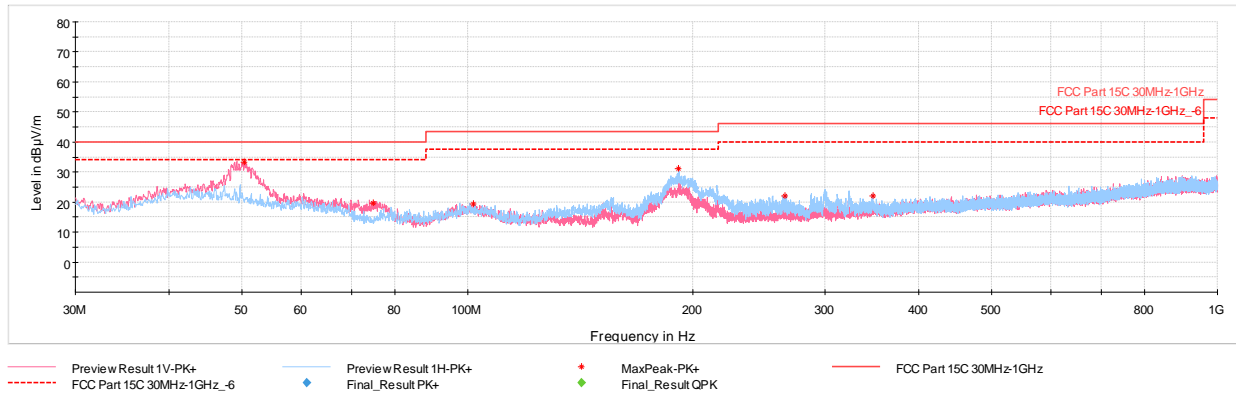
Plot 7-453. Radiated Spurious Emissions below 1GHz CDD Primary, 802.11n, Ch.40 with AC/DC Adapter

Frequency [MHz]	Detector	Ant. Pol. [H/V]	Antenna Height [cm]	Turntable Azimuth [degree]	Analyzer Level [dBm]	AFCL [dB/m]	Field Strength [dBµV/m]	Limit [dBµV/m]	Margin [dB]
50.18	Max Peak	V	100	180	-60.01	-14.22	32.77	40.00	-7.23
62.11	Max Peak	V	100	282	-67.46	-16.41	23.13	40.00	-16.87
102.85	Max Peak	V	100	27	-70.67	-16.37	19.96	43.52	-23.56
192.18	Max Peak	H	100	12	-59.46	-16.26	31.28	43.52	-12.24
264.40	Max Peak	H	100	348	-67.99	-14.17	24.84	46.02	-21.18
300.29	Max Peak	H	100	353	-67.86	-13.34	25.80	46.02	-20.22

Table 7-144. Radiated Spurious Emissions below 1GHz, 802.11n, Ch.40 with AC/DC Adapter

FCC ID: BCGA3355 IC: 579C-A3355		MEASUREMENT REPORT (CERTIFICATION)	Approved by: Technical Manager
Test Report S/N: 1C2410210077-20.BCG	Test Dates: 10/25/2024 - 1/30/2025	EUT Type: Tablet Device	Page 234 of 249

V 10.6 10/27/2023



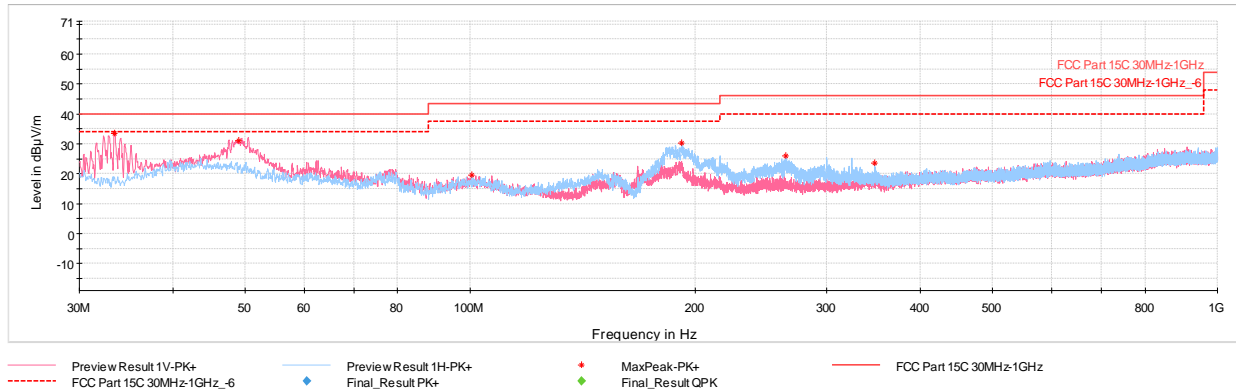
Frequency [MHz]	Detector	Ant. Pol. [H/V]	Antenna Height [cm]	Turntable Azimuth [degree]	Analyzer Level [dBm]	AFCL [dB/m]	Field Strength [dBµV/m]	Limit [dBµV/m]	Margin [dB]
50.42	Max Peak	V	100	39	-58.70	-14.93	33.37	40.00	-6.63
74.96	Max Peak	V	100	76	-70.62	-16.66	19.72	40.00	-20.28
101.73	Max Peak	V	100	24	-71.46	-16.11	19.43	43.52	-24.09
191.12	Max Peak	H	100	345	-60.12	-15.88	31.00	43.52	-12.52
264.93	Max Peak	H	100	345	-72.49	-12.42	22.09	46.02	-23.93
347.00	Max Peak	H	100	345	-82.21	-2.66	22.13	46.02	-23.89

Table 7-145. Radiated Spurious Emissions below 1GHz, 802.11ax (SU), Ch.40 with AC/DC Adapter

FCC ID: BCGA3355 IC: 579C-A3355		MEASUREMENT REPORT (CERTIFICATION)	Approved by: Technical Manager
Test Report S/N: 1C2410210077-20.BCG	Test Dates: 10/25/2024 - 1/30/2025	EUT Type: Tablet Device	Page 235 of 249

V 10.6 10/27/2023

## 7.7.2 CDD Diversity Radiated Spurious Emissions Measurements (Below 1GHz)



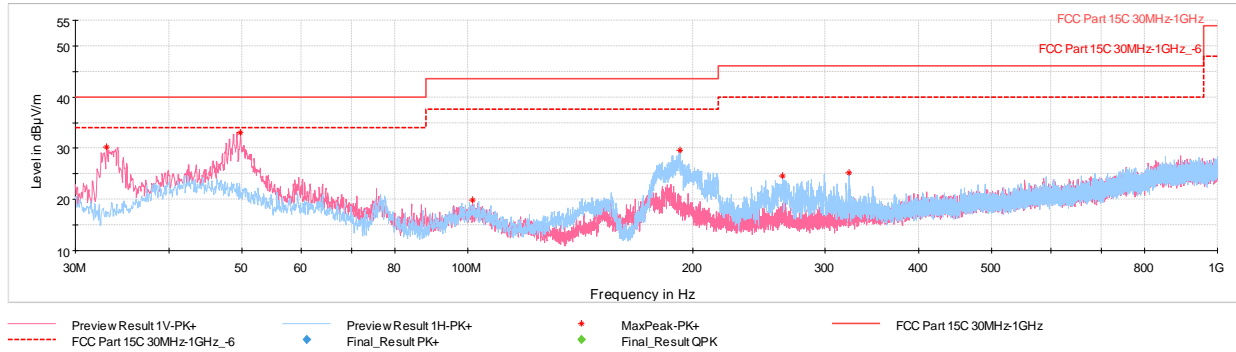
**Plot 7-455. Radiated Spurious Emissions below 1GHz CDD Diversity, 802.11n, Ch.40 with AC/DC Adapter**

Frequency [MHz]	Detector	Ant. Pol. [H/V]	Antenna Height [cm]	Turntable Azimuth [degree]	Analyzer Level [dBm]	AFCL [dB/m]	Field Strength [dBµV/m]	Limit [dBµV/m]	Margin [dB]
33.44	Max Peak	V	100	210	-55.11	-18.26	33.63	40.00	-6.37
49.01	Max Peak	V	100	37	-61.48	-14.34	31.18	40.00	-8.82
100.52	Max Peak	H	300	348	-70.84	-16.54	19.62	43.52	-23.90
192.04	Max Peak	H	100	159	-60.43	-16.28	30.29	43.52	-13.23
264.50	Max Peak	H	100	99	-66.95	-14.17	25.88	46.02	-20.14
347.92	Max Peak	H	100	271	-71.78	-11.60	23.62	46.02	-22.40

**Table 7-146. Radiated Spurious Emissions below 1GHz, 802.11n, Ch.40 with AC/DC Adapter**

<b>FCC ID:</b> BCGA3355 <b>IC:</b> 579C-A3355		<b>MEASUREMENT REPORT (CERTIFICATION)</b>	<b>Approved by:</b> Technical Manager
<b>Test Report S/N:</b> 1C2410210077-20.BCG	<b>Test Dates:</b> 10/25/2024 - 1/30/2025	<b>EUT Type:</b> Tablet Device	Page 236 of 249

V 10.6 10/27/2023



Frequency [MHz]	Detector	Ant. Pol. [H/V]	Antenna Height [cm]	Turntable Azimuth [degree]	Analyzer Level [dBm]	AFCL [dB/m]	Field Strength [dBμV/m]	Limit [dBμV/m]	Margin [dB]
33.01	Max Peak	V	300	346	-58.31	-18.44	30.25	40.00	-9.75
49.79	Max Peak	V	100	57	-59.64	-14.25	33.11	40.00	-6.89
101.59	Max Peak	V	100	342	-70.60	-16.45	19.95	43.52	-23.57
191.94	Max Peak	H	100	144	-61.07	-16.29	29.64	43.52	-13.88
263.09	Max Peak	H	100	94	-68.31	-14.17	24.52	46.02	-21.50
322.94	Max Peak	H	100	262	-69.24	-12.58	25.18	46.02	-20.84

Table 7-147. Radiated Spurious Emissions below 1GHz, 802.11ax (SU), Ch.40 with AC/DC Adapter

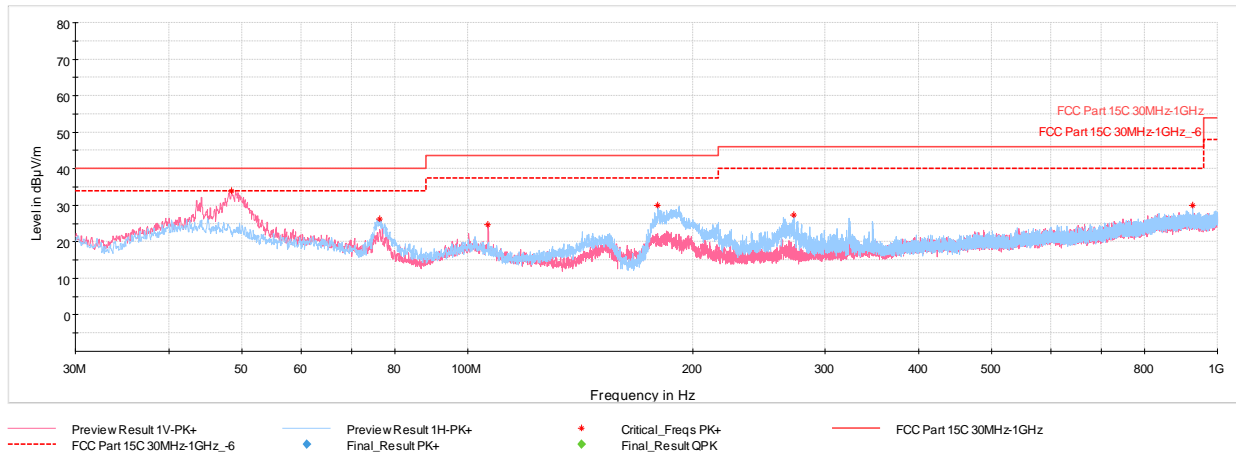
FCC ID: BCGA3355 IC: 579C-A3355		MEASUREMENT REPORT (CERTIFICATION)	Approved by: Technical Manager
Test Report S/N: 1C2410210077-20.BCG	Test Dates: 10/25/2024 - 1/30/2025	EUT Type: Tablet Device	Page 237 of 249

V 10.6 10/27/2023

### 7.7.3 Simultaneous TX Radiated Spurious Emissions Measurements (Below 1GHz)

Description	LTE (Band 41)	Bluetooth	802.11n 5GHz
Antenna	Antenna 3a	Antenna 3a	Antenna 3a
Channel	40630	79	36
Operating Frequency (MHz)	2595	2480	5180
Mode/Modulation	QPSK/1RB/20MHz	GFSK ePA	802.11n

**Table 7-148. Worst Case Simultaneous Transmission Configuration**



**Plot 7-457. Radiated Spurious Emissions – Simultaneous Transmission 30MHz – 1GHz, with AC/DC Adapter)**

Frequency [MHz]	Detector	Ant. Pol. [H/V]	Antenna Height [cm]	Turntable Azimuth [degree]	Analyzer Level [dBm]	AFCL [dB/m]	Field Strength [dBμV/m]	Limit [dBμV/m]	Margin [dB]
48.48	MaxPeak	V	100	234.00	-58.68	-14.35	33.97	40.00	-6.03
76.46	MaxPeak	H	300	116.00	-59.49	-21.26	26.25	40.00	-13.75
106.53	MaxPeak	V	100	160.00	-65.64	-16.61	24.75	43.52	-18.77
179.23	MaxPeak	H	100	190.00	-59.27	-17.85	29.88	43.52	-13.64
272.55	MaxPeak	H	100	242.00	-65.77	-14.02	27.21	46.02	-18.81
927.69	MaxPeak	H	200	275.00	-75.58	-1.44	29.98	46.02	-16.04

**Table 7-149. Radiated Spurious Emissions – Simultaneous Transmission 30MHz – 1GHz, with AC/DC Adapter)**

FCC ID: BCGA3355 IC: 579C-A3355		<b>MEASUREMENT REPORT (CERTIFICATION)</b>		Approved by: Technical Manager
Test Report S/N: 1C2410210077-20.BCG	Test Dates: 10/25/2024 - 1/30/2025	EUT Type: Tablet Device		Page 238 of 249

V 10.6 10/27/2023

## 7.8 AC Line-Conducted Emissions Measurement

**§15.407; RSS-Gen [8.8]**

### Test Overview and Limit

All AC line conducted spurious emissions are measured with a receiver connected to a grounded LISN while the EUT is operating at its maximum duty cycle, at maximum power, and at the appropriate frequencies. All data rates and modes were investigated for AC Line conducted spurious emissions. Only the conducted emissions of the configuration that produced the worst case emissions are reported in this section.

***All conducted emissions must not exceed the limits shown in the table below, per Section 15.207 and RSS-Gen (8.8).***

Frequency of emission (MHz)	Conducted Limit (dBμV)	
	Quasi-peak	Average
0.15 – 0.5	66 to 56*	56 to 46*
0.5 – 5	56	46
5 – 30	60	50

**Table 7-150. Conducted Limits**

\*Decreases with the logarithm of the frequency.

### Test Procedures Used

ANSI C63.10-2020, Section 6.2

### Test Settings

#### Quasi-Peak Measurements

1. Analyzer center frequency was set to the frequency of the spurious emission of interest
2. RBW = 9kHz (for emissions from 150kHz – 30MHz)
3. Detector = quasi-peak
4. Sweep time = auto couple
5. Trace mode = max hold
6. Trace was allowed to stabilize

#### Average Measurements

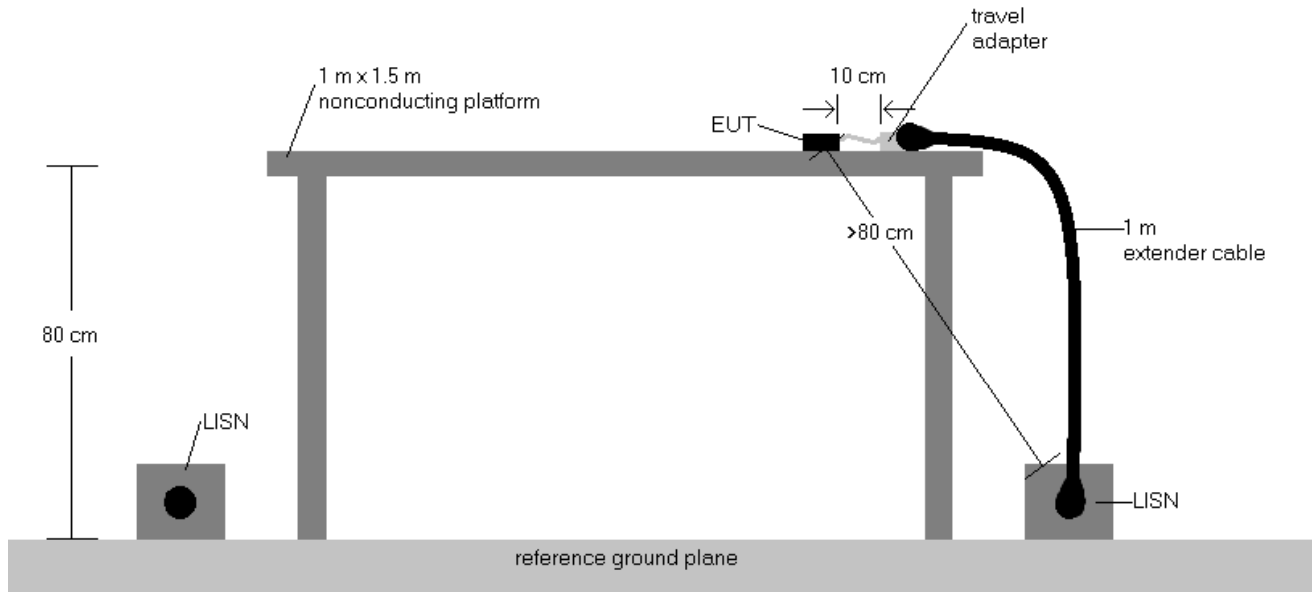
1. Analyzer center frequency was set to the frequency of the spurious emission of interest
2. RBW = 9kHz (for emissions from 150kHz – 30MHz)
3. Detector = RMS
4. Sweep time = auto couple
5. Trace mode = max hold
6. Trace was allowed to stabilize

<b>FCC ID:</b> BCGA3355 <b>IC:</b> 579C-A3355		<b>MEASUREMENT REPORT (CERTIFICATION)</b>	<b>Approved by:</b> Technical Manager
<b>Test Report S/N:</b> 1C2410210077-20.BCG	<b>Test Dates:</b> 10/25/2024 - 1/30/2025	<b>EUT Type:</b> Tablet Device	Page 239 of 249

V 10.6 10/27/2023

## Test Setup

The EUT and measurement equipment were set up as shown in the diagram below.



**Figure 7-8. Test Instrument & Measurement Setup**

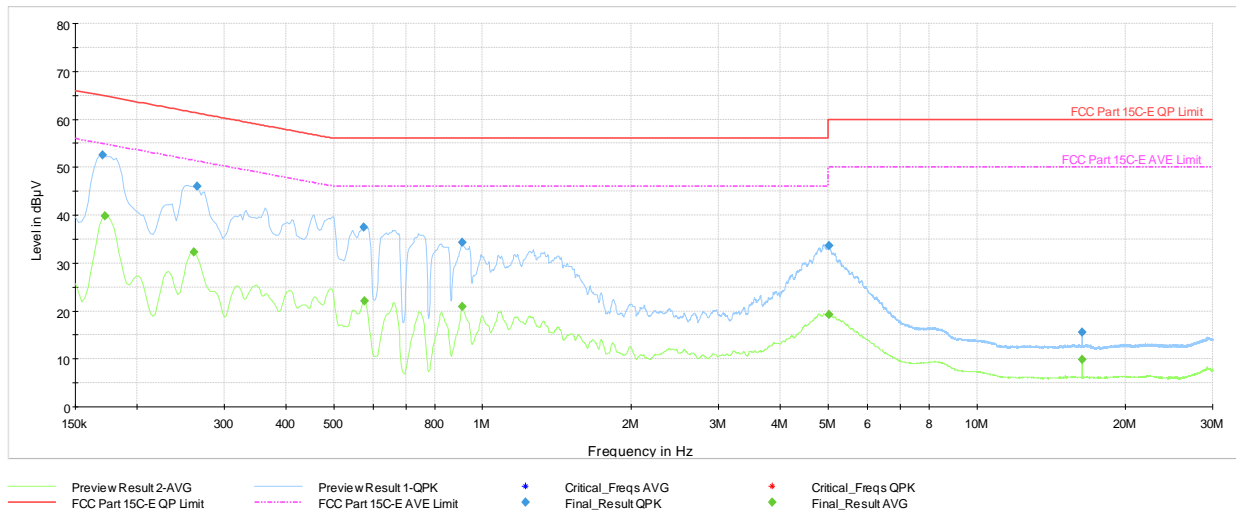
## Test Notes

- All modes of operation were investigated and the worst-case emissions are reported. The emissions found were not affected by the choice of channel used during testing.
- Both configurations below were investigated, and the worst case has been reported.
  - EUT powered by AC/DC adaptor via USB-C cable with wire charger
  - EUT powered by host PC via USB-C cable with wire charger
- The limit for an intentional radiator from 150kHz to 30MHz are specified in 15.207 and RSS-Gen (8.8).
- $\text{Corr. (dB)} = \text{Cable loss (dB)} + \text{LISN insertion factor (dB)}$
- $\text{QP/AV Level (dB}\mu\text{V)} = \text{QP/AV Analyzer/Receiver Level (dB}\mu\text{V)} + \text{Correction Factor (dB)}$
- $\text{Margin (dB)} = \text{QP/AV Level (dB}\mu\text{V)} - \text{QP/AV Limit (dB}\mu\text{V)}$
- Traces shown in plots are made using quasi-peak and average detectors.
- Deviations to the Specifications: None.
- The unit was tested with all possible modes and only the highest emission is reported.

<b>FCC ID:</b> BCGA3355 <b>IC:</b> 579C-A3355		<b>MEASUREMENT REPORT (CERTIFICATION)</b>	<b>Approved by:</b> Technical Manager
<b>Test Report S/N:</b> 1C2410210077-20.BCG	<b>Test Dates:</b> 10/25/2024 - 1/30/2025	<b>EUT Type:</b> Tablet Device	Page 240 of 249

V 10.6 10/27/2023

## 7.8.1 CDD Primary Line Conducted Emissions Measurement



**Plot 7-458. AC Line Conducted Plot with 802.11n CDD Primary – Ch.40 (L1), with AC/DC adapter**

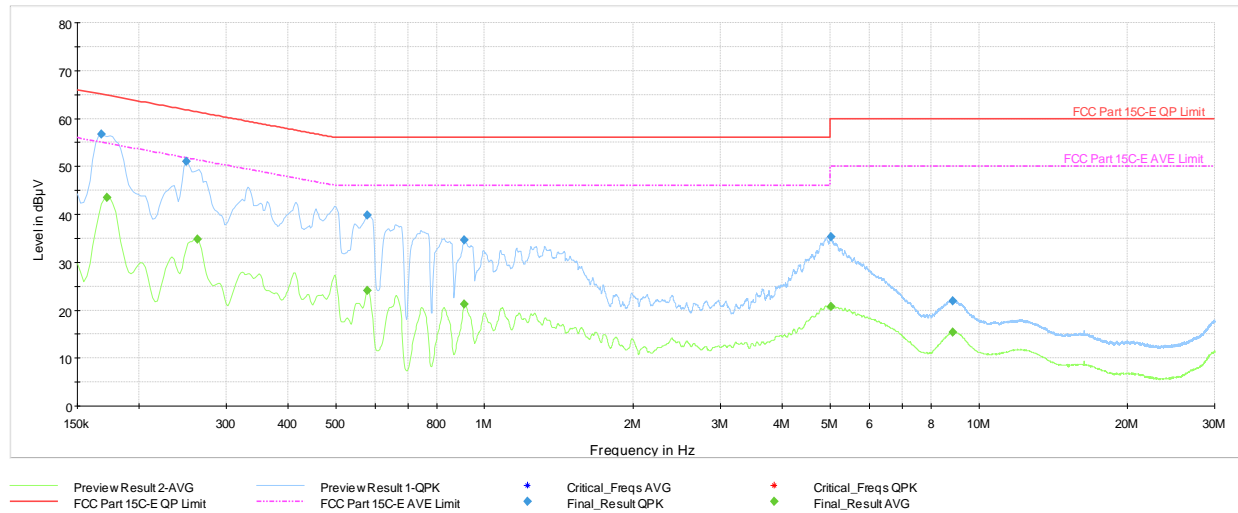
Frequency [MHz]	Process State	QuasiPeak [dBµV]	Average [dBµV]	Limit [dBµV]	Margin [dB]	Line	PE
0.17	FINAL	52.59	---	64.95	-12.36	L1	GND
0.17	FINAL	---	39.83	54.84	-15.01	L1	GND
0.26	FINAL	---	32.26	51.42	-19.16	L1	GND
0.27	FINAL	45.98	---	61.28	-15.30	L1	GND
0.58	FINAL	37.53	---	56.00	-18.47	L1	GND
0.58	FINAL	---	22.14	46.00	-23.86	L1	GND
0.91	FINAL	34.27	---	56.00	-21.73	L1	GND
0.91	FINAL	---	20.86	46.00	-25.14	L1	GND
5.02	FINAL	33.58	---	60.00	-26.42	L1	GND
5.02	FINAL	---	19.27	50.00	-30.73	L1	GND
16.32	FINAL	---	9.88	50.00	-40.12	L1	GND
16.32	FINAL	15.49	---	60.00	-44.51	L1	GND

**Table 7-151. AC Line Conducted Data with 802.11n CDD Primary – Ch.40 (L1) with AC/DC adapter**

FCC ID: BCGA3355 IC: 579C-A3355		MEASUREMENT REPORT (CERTIFICATION)	Approved by: Technical Manager
Test Report S/N: 1C2410210077-20.BCG	Test Dates: 10/25/2024 - 1/30/2025	EUT Type: Tablet Device	Page 241 of 249

V 10.6 10/27/2023

Unless otherwise specified, no part of this report may be reproduced or utilized in any part, form or by any means, electronic or mechanical, including photocopying and microfilm, without permission in writing from Element Materials Technology. If you have any questions about this or have an enquiry about obtaining additional rights to this report or assembly of contents thereof, please contact [ct.info@element.com](mailto:ct.info@element.com).



**Plot 7-459. AC Line Conducted Plot with 802.11n CDD Primary – Ch.40 (N), with AC/DC adapter**

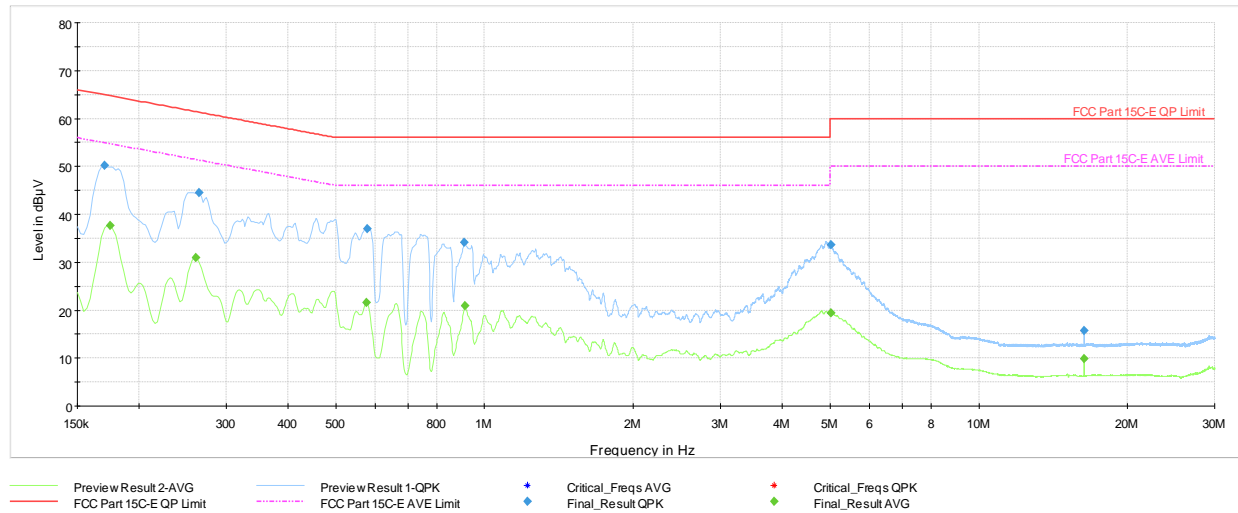
Frequency [MHz]	Process State	QuasiPeak [dBμV]	Average [dBμV]	Limit [dBμV]	Margin [dB]	Line	PE
0.17	FINAL	56.79	---	65.06	-8.27	N	GND
0.17	FINAL	---	43.45	54.84	-11.39	N	GND
0.25	FINAL	50.97	---	61.79	-10.82	N	GND
0.26	FINAL	---	34.88	51.35	-16.47	N	GND
0.58	FINAL	---	24.06	46.00	-21.94	N	GND
0.58	FINAL	39.77	---	56.00	-16.23	N	GND
0.91	FINAL	34.66	---	56.00	-21.34	N	GND
0.91	FINAL	---	21.29	46.00	-24.71	N	GND
5.03	FINAL	35.26	---	60.00	-24.74	N	GND
5.03	FINAL	---	20.82	50.00	-29.18	N	GND
8.84	FINAL	---	15.39	50.00	-34.61	N	GND
8.84	FINAL	21.98	---	60.00	-38.02	N	GND

**Table 7-152. AC Line Conducted Data with 802.11n CDD Primary – Ch.40 (N), with AC/DC adapter**

FCC ID: BCGA3355 IC: 579C-A3355	 <b>MEASUREMENT REPORT (CERTIFICATION)</b>		Approved by: Technical Manager
Test Report S/N: 1C2410210077-20.BCG	Test Dates: 10/25/2024 - 1/30/2025	EUT Type: Tablet Device	Page 242 of 249

V 10.6 10/27/2023

Unless otherwise specified, no part of this report may be reproduced or utilized in any part, form or by any means, electronic or mechanical, including photocopying and microfilm, without permission in writing from Element Materials Technology. If you have any questions about this or have an enquiry about obtaining additional rights to this report or assembly of contents thereof, please contact [ct.info@element.com](mailto:ct.info@element.com).



**Plot 7-460. AC Line Conducted Plot with 802.11ax(SU) CDD Primary – Ch.40 (L1), with AC/DC adapter**

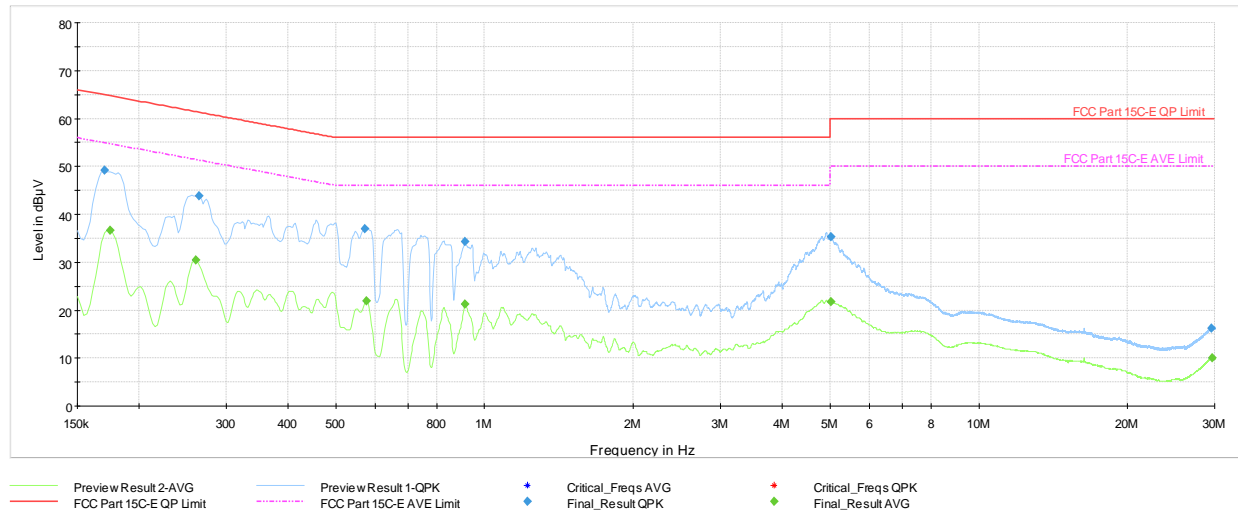
Frequency [MHz]	Process State	QuasiPeak [dBμV]	Average [dBμV]	Limit [dBμV]	Margin [dB]	Line	PE
0.17	FINAL	50.23	---	64.95	-14.72	L1	GND
0.18	FINAL	---	37.64	54.73	-17.09	L1	GND
0.26	FINAL	---	30.91	51.42	-20.51	L1	GND
0.27	FINAL	44.51	---	61.28	-16.77	L1	GND
0.58	FINAL	---	21.58	46.00	-24.42	L1	GND
0.58	FINAL	37.01	---	56.00	-18.99	L1	GND
0.91	FINAL	34.16	---	56.00	-21.84	L1	GND
0.91	FINAL	---	20.86	46.00	-25.14	L1	GND
5.02	FINAL	33.59	---	60.00	-26.41	L1	GND
5.02	FINAL	---	19.42	50.00	-30.58	L1	GND
16.32	FINAL	---	9.93	50.00	-40.07	L1	GND
16.32	FINAL	15.67	---	60.00	-44.33	L1	GND

**Table 7-153. AC Line Conducted Data with 802.11ax(SU) CDD Primary – Ch.40 (L1) with AC/DC adapter**

FCC ID: BCGA3355 IC: 579C-A3355		MEASUREMENT REPORT (CERTIFICATION)	Approved by: Technical Manager
Test Report S/N: 1C2410210077-20.BCG	Test Dates: 10/25/2024 - 1/30/2025	EUT Type: Tablet Device	Page 243 of 249

V 10.6 10/27/2023

Unless otherwise specified, no part of this report may be reproduced or utilized in any part, form or by any means, electronic or mechanical, including photocopying and microfilm, without permission in writing from Element Materials Technology. If you have any questions about this or have an enquiry about obtaining additional rights to this report or assembly of contents thereof, please contact [ct.info@element.com](mailto:ct.info@element.com).



**Plot 7-461. AC Line Conducted Plot with 802.11ax(SU) CDD Primary – Ch.40 (N), with AC/DC adapter**

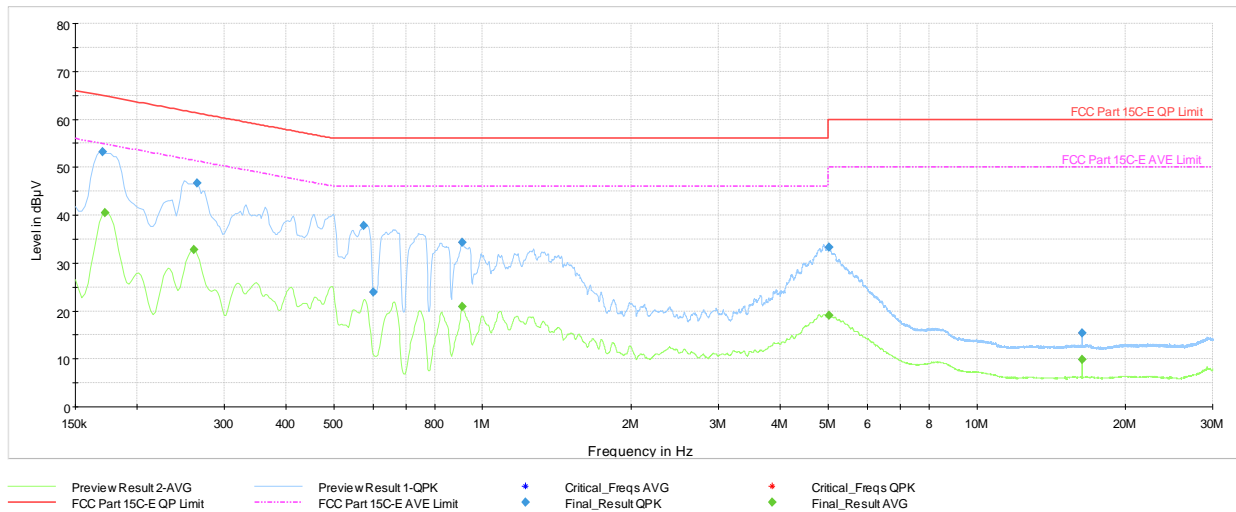
Frequency [MHz]	Process State	QuasiPeak [dBμV]	Average [dBμV]	Limit [dBμV]	Margin [dB]	Line	PE
0.17	FINAL	49.25	---	64.95	-15.70	N	GND
0.18	FINAL	---	36.71	54.73	-18.02	N	GND
0.26	FINAL	---	30.43	51.42	-20.99	N	GND
0.27	FINAL	43.79	---	61.28	-17.49	N	GND
0.57	FINAL	37.01	---	56.00	-18.99	N	GND
0.58	FINAL	---	22.01	46.00	-23.99	N	GND
0.91	FINAL	34.38	---	56.00	-21.62	N	GND
0.91	FINAL	---	21.32	46.00	-24.68	N	GND
5.02	FINAL	35.29	---	60.00	-24.71	N	GND
5.02	FINAL	---	21.77	50.00	-28.23	N	GND
29.52	FINAL	16.25	---	60.00	-43.75	N	GND
29.61	FINAL	---	9.97	50.00	-40.03	N	GND

**Table 7-154. AC Line Conducted Data with 802.11ax(SU) CDD Primary – Ch.40 (N), with AC/DC adapter**

FCC ID: BCGA3355 IC: 579C-A3355	 <b>MEASUREMENT REPORT (CERTIFICATION)</b>		Approved by: Technical Manager
Test Report S/N: 1C2410210077-20.BCG	Test Dates: 10/25/2024 - 1/30/2025	EUT Type: Tablet Device	Page 244 of 249

V 10.6 10/27/2023

## 7.8.2 CDD Diversity Line Conducted Emissions Measurement



**Plot 7-462. AC Line Conducted Plot with 802.11n CDD Diversity – Ch.40 (L1), with AC/DC adapter**

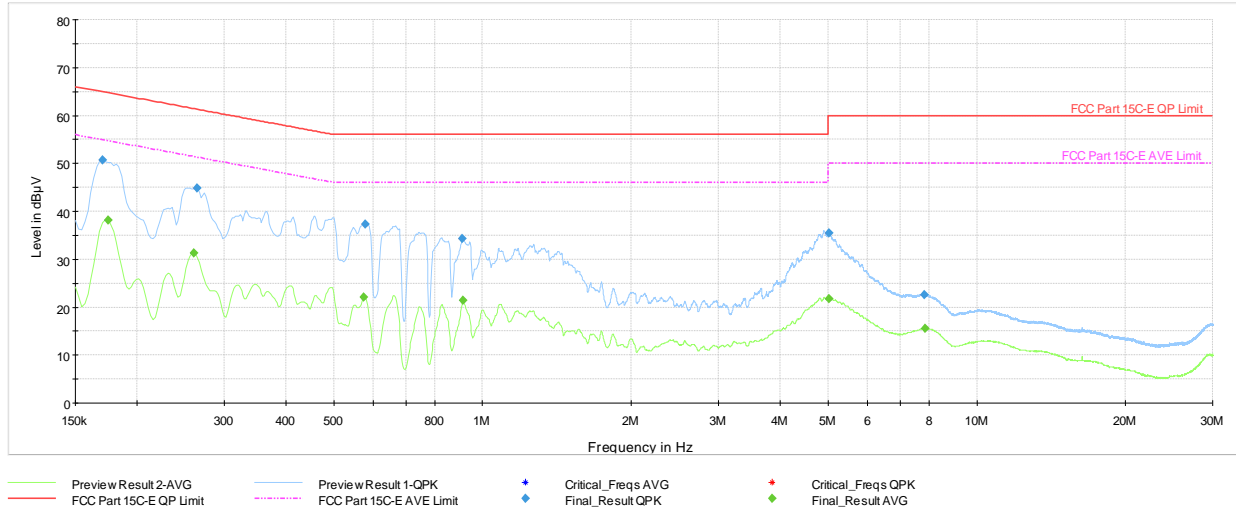
Frequency [MHz]	Process State	QuasiPeak [dBµV]	Average [dBµV]	Limit [dBµV]	Margin [dB]	Line	PE
0.17	FINAL	53.14	---	64.95	-11.81	L1	GND
0.17	FINAL	---	40.55	54.84	-14.29	L1	GND
0.26	FINAL	---	32.87	51.42	-18.55	L1	GND
0.27	FINAL	46.63	---	61.28	-14.65	L1	GND
0.58	FINAL	37.87	---	56.00	-18.13	L1	GND
0.60	FINAL	23.96	---	56.00	-32.04	L1	GND
0.91	FINAL	34.34	---	56.00	-21.66	L1	GND
0.91	FINAL	---	20.88	46.00	-25.12	L1	GND
5.02	FINAL	33.23	---	60.00	-26.77	L1	GND
5.03	FINAL	---	19.14	50.00	-30.86	L1	GND
16.33	FINAL	---	9.88	50.00	-40.12	L1	GND
16.33	FINAL	15.45	---	60.00	-44.55	L1	GND

**Table 7-155. AC Line Conducted Data with 802.11n CDD Diversity – Ch.40 (L1) with AC/DC adapter**

FCC ID: BCGA3355 IC: 579C-A3355		MEASUREMENT REPORT (CERTIFICATION)	Approved by: Technical Manager
Test Report S/N: 1C2410210077-20.BCG	Test Dates: 10/25/2024 - 1/30/2025	EUT Type: Tablet Device	Page 245 of 249

V 10.6 10/27/2023

Unless otherwise specified, no part of this report may be reproduced or utilized in any part, form or by any means, electronic or mechanical, including photocopying and microfilm, without permission in writing from Element Materials Technology. If you have any questions about this or have an enquiry about obtaining additional rights to this report or assembly of contents thereof, please contact [ct.info@element.com](mailto:ct.info@element.com).



**Plot 7-463. AC Line Conducted Plot with 802.11n CDD Diversity – Ch.40 (N), with AC/DC adapter**

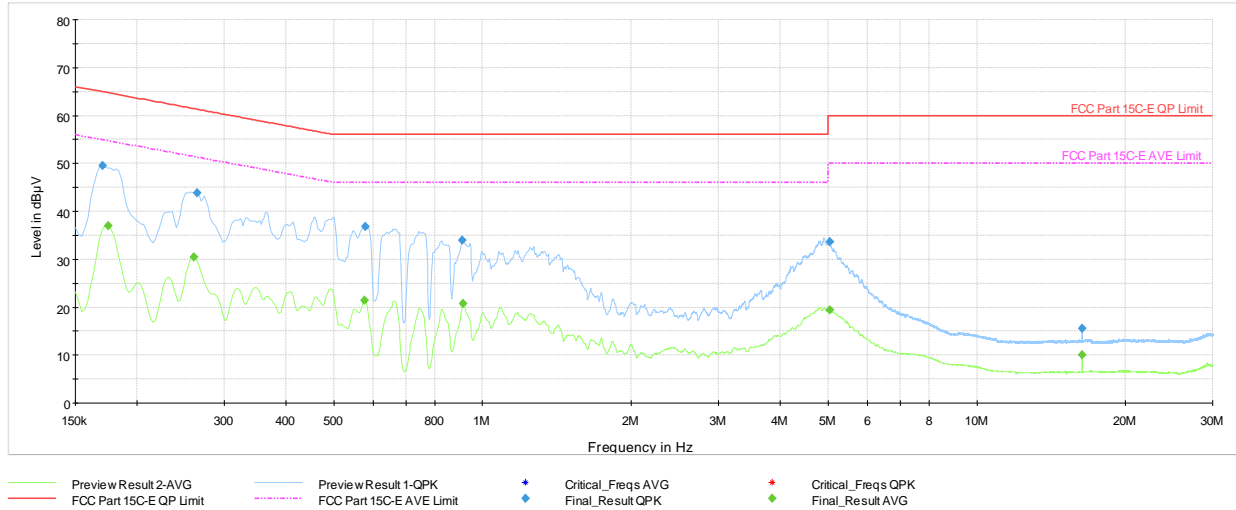
Frequency [MHz]	Process State	QuasiPeak [dBμV]	Average [dBμV]	Limit [dBμV]	Margin [dB]	Line	PE
0.17	FINAL	50.66	---	64.95	-14.29	N	GND
0.18	FINAL	---	38.08	54.73	-16.65	N	GND
0.26	FINAL	---	31.33	51.42	-20.09	N	GND
0.27	FINAL	44.80	---	61.28	-16.48	N	GND
0.58	FINAL	---	22.13	46.00	-23.87	N	GND
0.58	FINAL	37.37	---	56.00	-18.63	N	GND
0.91	FINAL	34.33	---	56.00	-21.67	N	GND
0.91	FINAL	---	21.38	46.00	-24.62	N	GND
5.03	FINAL	---	21.78	50.00	-28.22	N	GND
5.03	FINAL	35.49	---	60.00	-24.51	N	GND
7.84	FINAL	22.60	---	60.00	-37.40	N	GND
7.85	FINAL	---	15.54	50.00	-34.46	N	GND

**Table 7-156. AC Line Conducted Data with 802.11n CDD Diversity – Ch.40 (N), with AC/DC adapter**

FCC ID: BCGA3355 IC: 579C-A3355	 <b>MEASUREMENT REPORT (CERTIFICATION)</b>		Approved by: Technical Manager
Test Report S/N: 1C2410210077-20.BCG	Test Dates: 10/25/2024 - 1/30/2025	EUT Type: Tablet Device	Page 246 of 249

V 10.6 10/27/2023

Unless otherwise specified, no part of this report may be reproduced or utilized in any part, form or by any means, electronic or mechanical, including photocopying and microfilm, without permission in writing from Element Materials Technology. If you have any questions about this or have an enquiry about obtaining additional rights to this report or assembly of contents thereof, please contact [ct.info@element.com](mailto:ct.info@element.com).



**Plot 7-464. AC Line Conducted Plot with 802.11ax(SU) CDD Diversity – Ch.40 (L1), with AC/DC adapter**

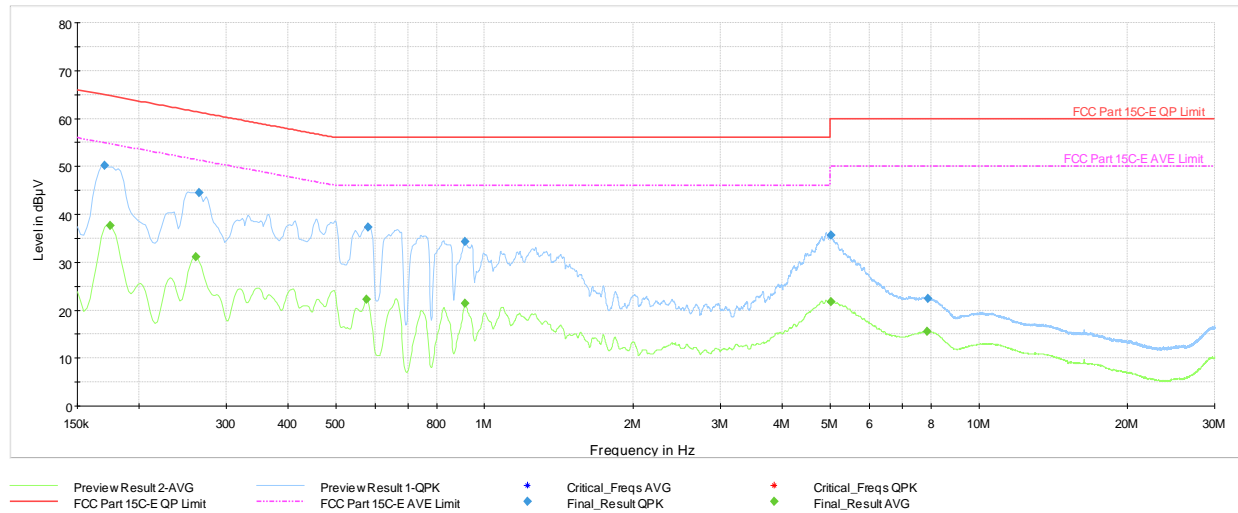
Frequency [MHz]	Process State	QuasiPeak [dBµV]	Average [dBµV]	Limit [dBµV]	Margin [dB]	Line	PE
0.17	FINAL	49.46	---	64.95	-15.49	L1	GND
0.18	FINAL	---	36.95	54.73	-17.78	L1	GND
0.26	FINAL	---	30.45	51.42	-20.97	L1	GND
0.27	FINAL	43.92	---	61.28	-17.36	L1	GND
0.58	FINAL	---	21.51	46.00	-24.49	L1	GND
0.58	FINAL	36.81	---	56.00	-19.19	L1	GND
0.91	FINAL	34.00	---	56.00	-22.00	L1	GND
0.91	FINAL	---	20.81	46.00	-25.19	L1	GND
5.03	FINAL	33.68	---	60.00	-26.32	L1	GND
5.03	FINAL	---	19.40	50.00	-30.60	L1	GND
16.32	FINAL	---	10.05	50.00	-39.95	L1	GND
16.32	FINAL	15.62	---	60.00	-44.38	L1	GND

**Table 7-157. AC Line Conducted Data with 802.11ax(SU) CDD Diversity – Ch.40 (L1) with AC/DC adapter**

FCC ID: BCGA3355 IC: 579C-A3355	 <b>MEASUREMENT REPORT (CERTIFICATION)</b>		Approved by: Technical Manager
Test Report S/N: 1C2410210077-20.BCG	Test Dates: 10/25/2024 - 1/30/2025	EUT Type: Tablet Device	Page 247 of 249

V 10.6 10/27/2023

Unless otherwise specified, no part of this report may be reproduced or utilized in any part, form or by any means, electronic or mechanical, including photocopying and microfilm, without permission in writing from Element Materials Technology. If you have any questions about this or have an enquiry about obtaining additional rights to this report or assembly of contents thereof, please contact [ct.info@element.com](mailto:ct.info@element.com).



**Plot 7-465. AC Line Conducted Plot with 802.11ax(SU) CDD Diversity – Ch.40 (N), with AC/DC adapter**

Frequency [MHz]	Process State	QuasiPeak [dBμV]	Average [dBμV]	Limit [dBμV]	Margin [dB]	Line	PE
0.17	FINAL	50.24	---	64.95	-14.71	N	GND
0.18	FINAL	---	37.73	54.73	-17.00	N	GND
0.26	FINAL	---	31.11	51.42	-20.31	N	GND
0.27	FINAL	44.58	---	61.28	-16.70	N	GND
0.58	FINAL	---	22.18	46.00	-23.82	N	GND
0.58	FINAL	37.34	---	56.00	-18.66	N	GND
0.91	FINAL	34.39	---	56.00	-21.61	N	GND
0.91	FINAL	---	21.39	46.00	-24.61	N	GND
5.02	FINAL	35.72	---	60.00	-24.28	N	GND
5.03	FINAL	---	21.82	50.00	-28.18	N	GND
7.85	FINAL	---	15.55	50.00	-34.45	N	GND
7.87	FINAL	22.50	---	60.00	-37.50	N	GND

**Table 7-158. AC Line Conducted Data with 802.11ax(SU) CDD Diversity – Ch.40 (N), with AC/DC adapter**

<b>FCC ID:</b> BCGA3355 <b>IC:</b> 579C-A3355		<b>MEASUREMENT REPORT (CERTIFICATION)</b>	<b>Approved by:</b> Technical Manager
<b>Test Report S/N:</b> 1C2410210077-20.BCG	<b>Test Dates:</b> 10/25/2024 - 1/30/2025	<b>EUT Type:</b> Tablet Device	Page 248 of 249

V 10.6 10/27/2023

Unless otherwise specified, no part of this report may be reproduced or utilized in any part, form or by any means, electronic or mechanical, including photocopying and microfilm, without permission in writing from Element Materials Technology. If you have any questions about this or have an enquiry about obtaining additional rights to this report or assembly of contents thereof, please contact [ct.info@element.com](mailto:ct.info@element.com).

## 8.0 CONCLUSION

The data collected relate only the item(s) tested and show that the **Apple Tablet Device FCC ID: BCGA3355** and **IC: 579C-A3355** is in compliance with Part 15 Subpart E (15.407) of the FCC Rules and RSS-247 of the Innovation, Science and Economic Development Canada Rules.

<b>FCC ID:</b> BCGA3355 <b>IC:</b> 579C-A3355		<b>MEASUREMENT REPORT (CERTIFICATION)</b>	<b>Approved by:</b> Technical Manager
<b>Test Report S/N:</b> 1C2410210077-20.BCG	<b>Test Dates:</b> 10/25/2024 - 1/30/2025	<b>EUT Type:</b> Tablet Device	Page 249 of 249

V 10.6 10/27/2023

Unless otherwise specified, no part of this report may be reproduced or utilized in any part, form or by any means, electronic or mechanical, including photocopying and microfilm, without permission in writing from Element Materials Technology. If you have any questions about this or have an enquiry about obtaining additional rights to this report or assembly of contents thereof, please contact [ct.info@element.com](mailto:ct.info@element.com).