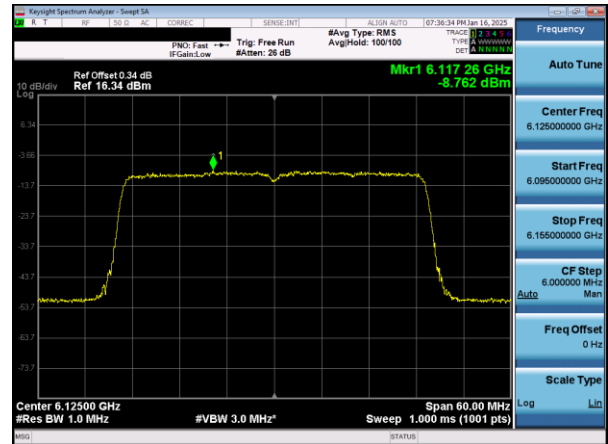
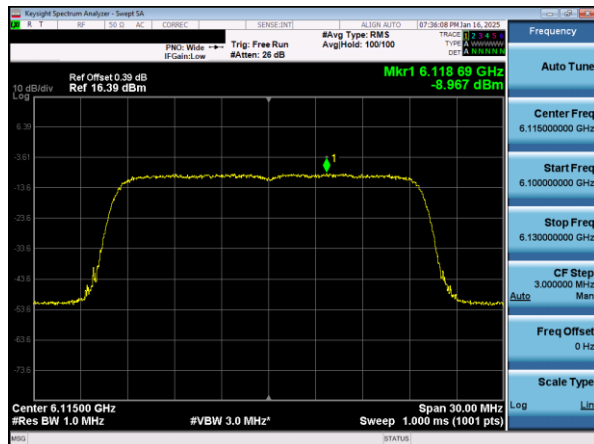


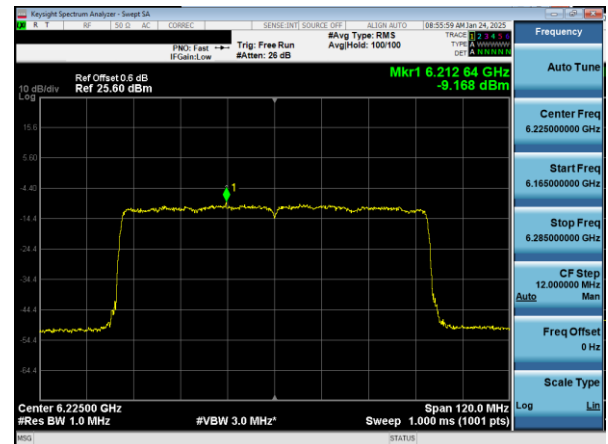
Plot 7-135. PSD Plot Antenna WF7b (20MHz 802.11ax RU242 (UNII Band 5) - Ch. 33)



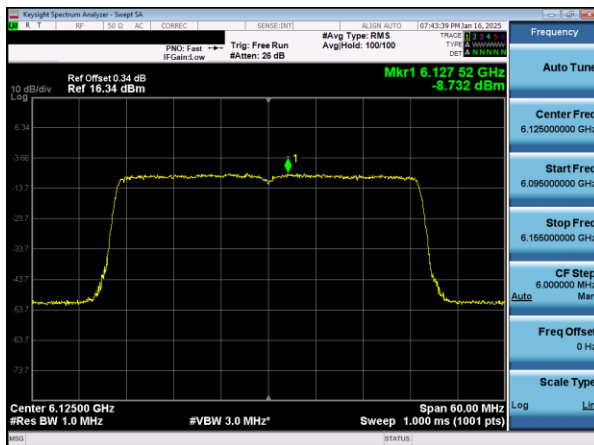
Plot 7-138. PSD Plot Antenna WF2a (40MHz 802.11ax RU484 (UNII Band 5) - Ch. 35)



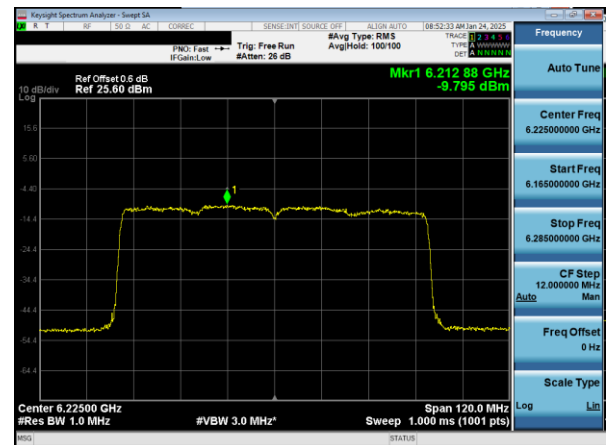
Plot 7-136. PSD Plot Antenna WF2a (20MHz 802.11ax RU242 (UNII Band 5) - Ch. 33)



Plot 7-139. PSD Plot Antenna WF7b (80MHz 802.11ax RU996 (UNII Band 5) - Ch. 55)



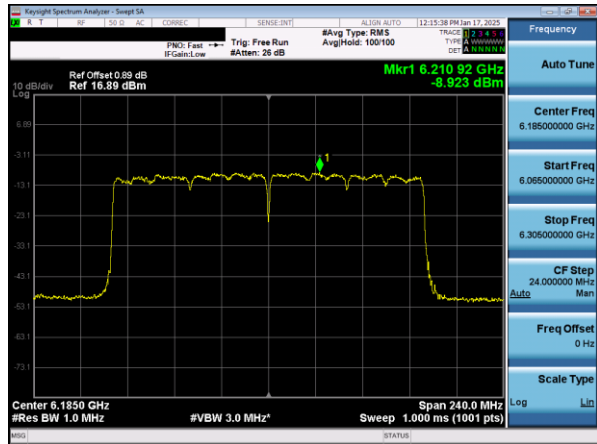
Plot 7-137. PSD Plot Antenna WF7b (40MHz 802.11ax RU484 (UNII Band 5) - Ch. 35)



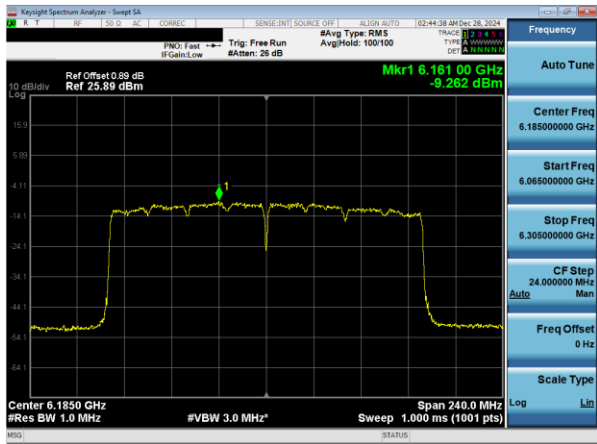
Plot 7-140. PSD Plot Antenna WF2a (80MHz 802.11ax RU996 (UNII Band 5) - Ch. 55)

FCC ID: BCGA3268	element	MEASUREMENT REPORT (CERTIFICATION)	Approved by: Technical Manager
Test Report S/N: 1C2410210074-15-R1.BCG	Test Dates: 10/25/2024 - 1/24/2025	EUT Type: Tablet Device	Page 86 of 221

V 10.6 10/27/2023

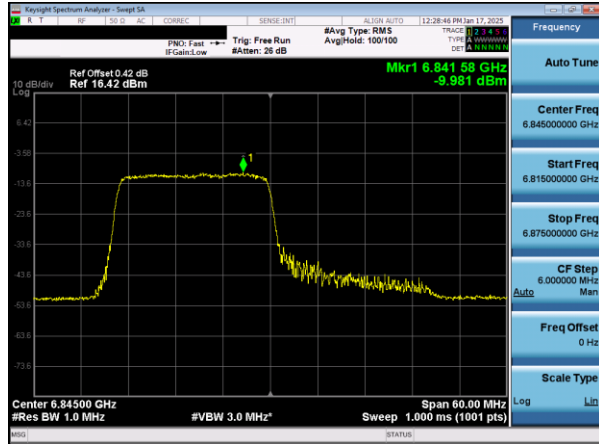


Plot 7-141. PSD Plot Antenna WF7b (160MHz 802.11ax RU996x2 (UNII Band 5) – Ch. 47)

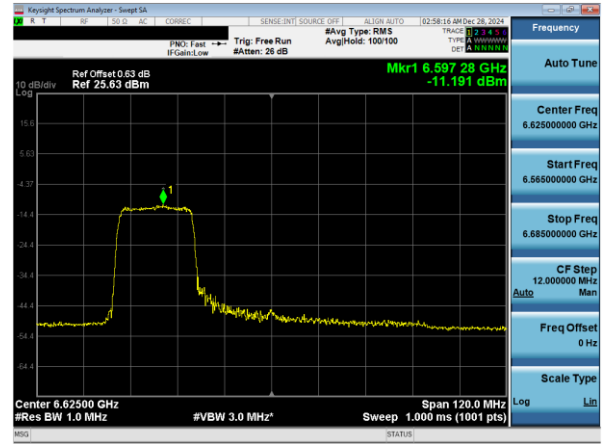


Plot 7-142. PSD Plot Antenna WF2a (160MHz 802.11ax RU996x2 (UNII Band 5) – Ch. 47)

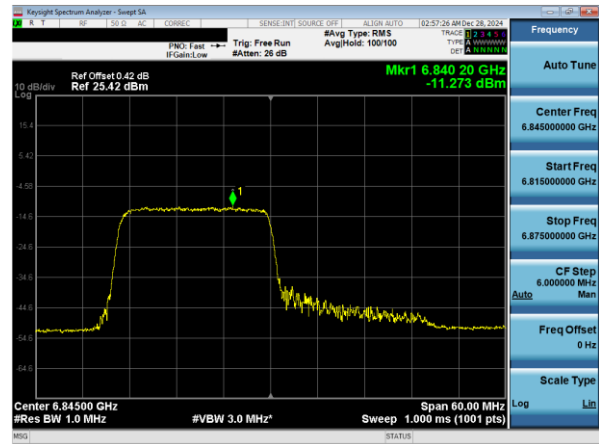
FCC ID: BCGA3268		MEASUREMENT REPORT (CERTIFICATION)	Approved by: Technical Manager
Test Report S/N: 1C2410210074-15-R1.BCG	Test Dates: 10/25/2024 - 1/24/2025	EUT Type: Tablet Device	Page 87 of 221



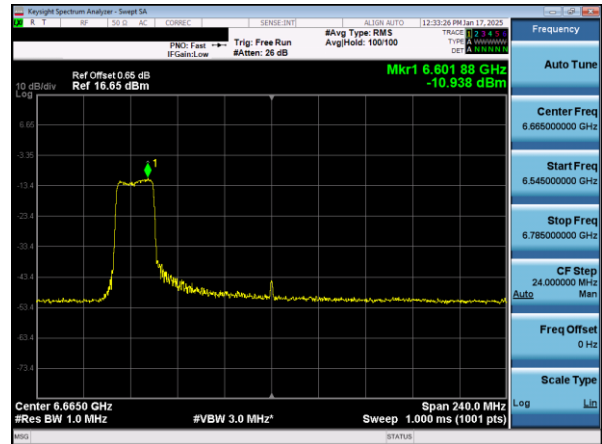
Plot 7-143. PSD Plot Antenna WF7b (40MHz 802.11ax RU242 (UNII Band 7) - Ch. 179)



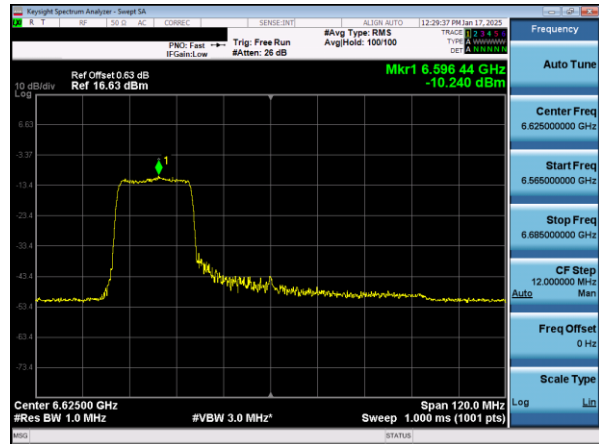
Plot 7-146. PSD Plot Antenna WF2a (80MHz 802.11ax RU242 (UNII Band 7) - Ch. 135)



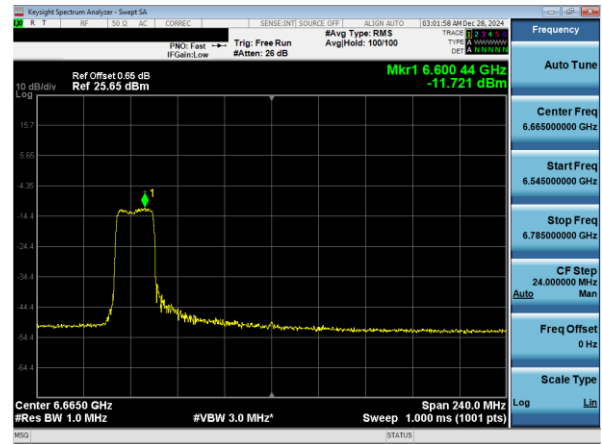
Plot 7-144. PSD Plot Antenna WF2a (40MHz 802.11ax RU242 (UNII Band 7) - Ch. 179)



Plot 7-147. PSD Plot Antenna WF7b (160MHz 802.11ax RU242 (UNII Band 7) - Ch. 143)

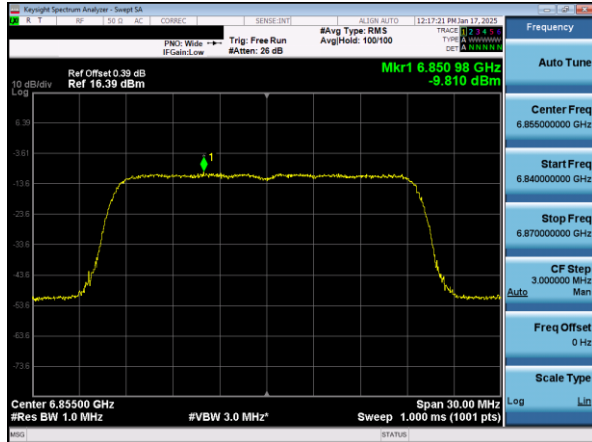


Plot 7-145. PSD Plot Antenna WF7b (80MHz 802.11ax RU242 (UNII Band 7) - Ch. 135)

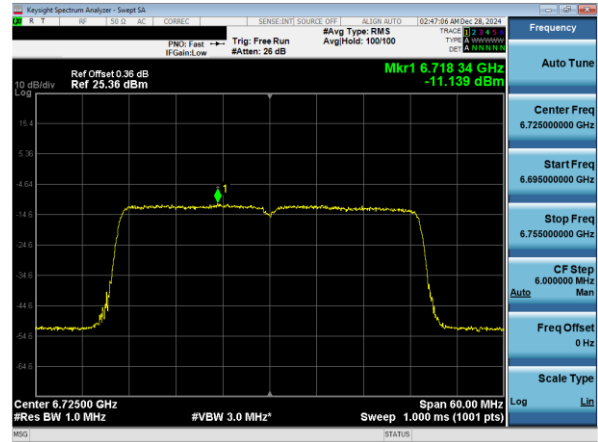


Plot 7-148. PSD Plot Antenna WF2a (160MHz 802.11ax RU242 (UNII Band 7) - Ch. 143)

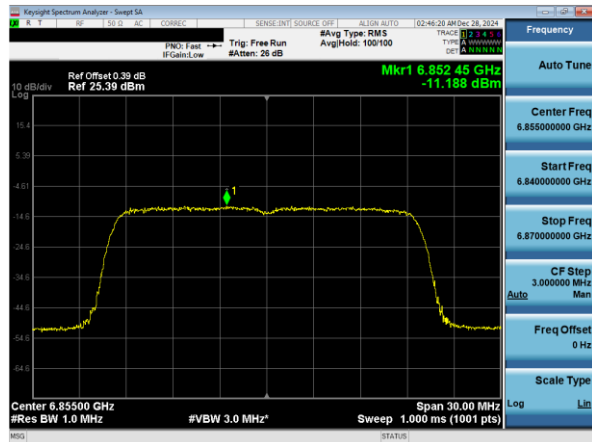
FCC ID: BCGA3268	element	MEASUREMENT REPORT (CERTIFICATION)	Approved by: Technical Manager
Test Report S/N: 1C2410210074-15-R1.BCG	Test Dates: 10/25/2024 - 1/24/2025	EUT Type: Tablet Device	Page 88 of 221



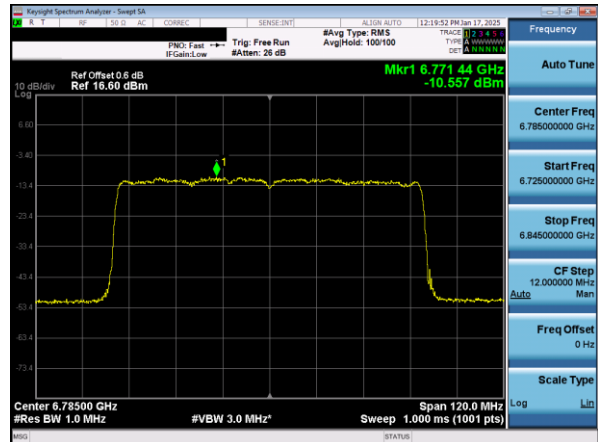
Plot 7-149. PSD Plot Antenna WF7b (20MHz 802.11ax RU242 (UNII Band 7) - Ch. 181)



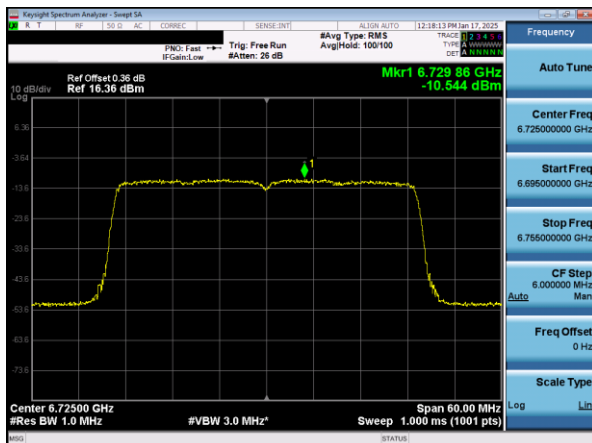
Plot 7-152. PSD Plot Antenna WF2a (40MHz 802.11ax RU484 (UNII Band 7) - Ch. 155)



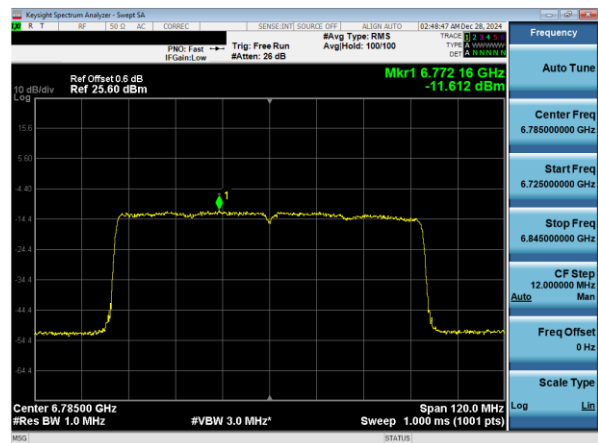
Plot 7-150. PSD Plot Antenna WF2a (20MHz 802.11ax RU242 (UNII Band 7) - Ch. 181)



Plot 7-153. PSD Plot Antenna WF7b (80MHz 802.11ax RU996 (UNII Band 7) - Ch. 167)

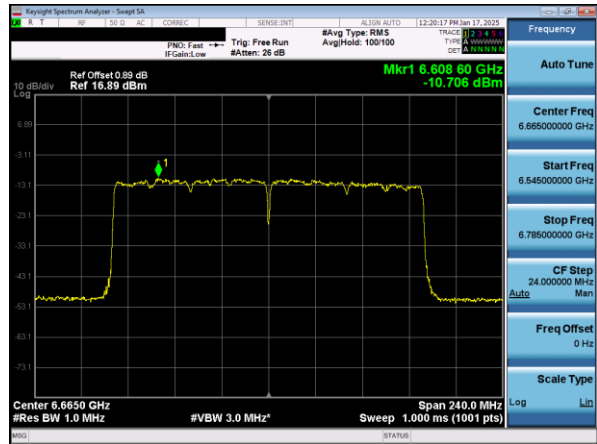


Plot 7-151. PSD Plot Antenna WF7b (40MHz 802.11ax RU484 (UNII Band 7) - Ch. 155)

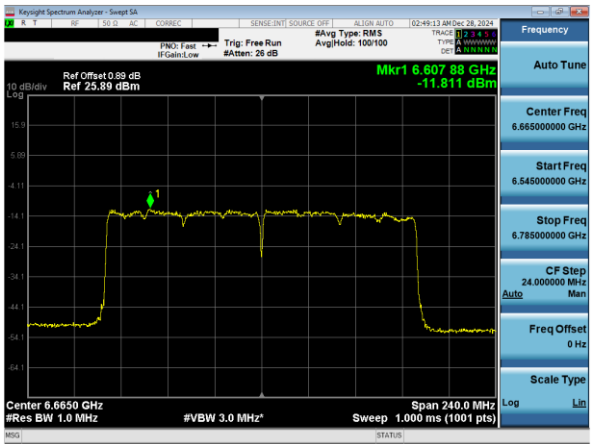


Plot 7-154. PSD Plot Antenna WF2a (80MHz 802.11ax RU996 (UNII Band 7) - Ch. 167)

FCC ID: BCGA3268	element	MEASUREMENT REPORT (CERTIFICATION)	Approved by: Technical Manager
Test Report S/N: 1C2410210074-15-R1.BCG	Test Dates: 10/25/2024 - 1/24/2025	EUT Type: Tablet Device	Page 89 of 221



Plot 7-155. PSD Plot Antenna WF7b (160MHz 802.11ax RU996x2 (UNII Band 7) – Ch. 143)



Plot 7-156. PSD Plot Antenna WF2a (160MHz 802.11ax RU996x2 (UNII Band 7) – Ch. 143)

FCC ID: BCGA3268		MEASUREMENT REPORT (CERTIFICATION)	Approved by: Technical Manager
Test Report S/N: 1C2410210074-15-R1.BCG	Test Dates: 10/25/2024 - 1/24/2025	EUT Type: Tablet Device	Page 90 of 221

### Note:

Per ANSI C63.10-2020 Section 14.5.2.2 and KDB 662911 v02r01 Section E)2), the power spectral density at Antenna WF7a and Antenna WF2a were first measured separately as shown in the section above. The measured values were then summed in linear power units then converted back to dBm.

### Sample Directional Gain Calculation:

For correlated signals, assuming the antenna gain is 3.40 dBi for Antenna WF7a and 2.00 dBi for Antenna WF2a.

$$\begin{aligned} \text{Directional gain} &= 10 \log[(10^{G_1/20} + 10^{G_2/20} + \dots + 10^{G_N/20})^2 / N_{\text{ANT}}] \text{ dBi} \\ &= 10 \log[(10^{3.4/20} + 10^{2.0/20})^2 / 2] \text{ dBi} \\ &= 5.76 \text{ dBi} \end{aligned}$$

For uncorrelated signals, assuming the antenna gain is 3.40 dBi for Antenna WF7a and 2.0 dBi for Antenna WF2a.

$$\begin{aligned} \text{Directional gain} &= 10 \log[(10^{G_1/10} + 10^{G_2/10} + \dots + 10^{G_N/10}) / N_{\text{ANT}}] \text{ dBi} \\ &= 10 \log[(10^{3.4/10} + 10^{2.0/10}) / 2] \text{ dBi} \\ &= 2.76 \text{ dBi} \end{aligned}$$

### Sample CDD/SDM Diversity Calculation:

At 6115MHz in 802.11ax (20MHz BW) mode, the average conducted power spectral density was measured to be -9.03 dBm for Antenna WF7b and -8.97 dBm for Antenna WF2a.

Antenna WF7b + Antenna WF2a = CDD/SDM Diversity

$$(-9.03 \text{ dBm} + -8.97 \text{ dBm}) = (0.125 \text{ mW} + 0.127 \text{ mW}) = 0.252 \text{ mW} = -5.99 \text{ dBm}$$

### Sample e.i.r.p Power Spectral Density Calculation:

At 6115MHz in 802.11ax (20MHz BW) mode, the average SDM Diversity power density was calculated to be -5.99 dBm with directional gain of -0.10 dBi.

$$\text{e.i.r.p. Power Spectral Density(dBm)} = \text{Power Spectral Density (dBm)} + \text{Ant gain (dBi)}$$

$$-5.99 \text{ dBm} + -0.10 \text{ dBi} = -6.09 \text{ dBm}$$

FCC ID: BCGA3268		MEASUREMENT REPORT (CERTIFICATION)	Approved by: Technical Manager
Test Report S/N: 1C2410210074-15-R1.BCG	Test Dates: 10/25/2024 - 1/24/2025	EUT Type: Tablet Device	Page 91 of 221

V 10.6 10/27/2023

## 7.5 In-Band Emissions

**§15.407(b)(7); RSS-248[4.6.2]**

### **Test Overview and Limit**

The spectrum analyzer was connected to the antenna terminal while the EUT was operating at its maximum duty cycle, at its maximum power control level, as defined in ANSI C63.10-2020 and KDB 789033 D02 v02r01, and at the appropriate frequencies.

***For transmitters operating solely in the 5.925-7.125 GHz bands: For transmitters operating within the 5.925-7.125 GHz bands: Power spectral density must be suppressed by 20 dB at 1 MHz outside of channel edge, by 28 dB at one channel bandwidth from the channel center, and by 40 dB at one- and one-half times the channel bandwidth away from channel center. At frequencies between one megahertz outside an unlicensed device's channel edge and one channel bandwidth from the center of the channel, the limits must be linearly interpolated between 20 dB and 28 dB suppression, and at frequencies between one and one- and one-half times an unlicensed device's channel bandwidth, the limits must be linearly interpolated between 28 dB and 40 dB suppression. Emissions removed from the channel center by more than one- and one-half times the channel bandwidth must be suppressed by at least 40 dB.***

### **Test Procedure Used**

ANSI C63.10-2020 – Section 12.4.2.2

KDB 987594 D02 v03 – Section J

### **Test Settings**

1. Connect output of the antenna port to a spectrum analyzer or EMI receiver, with appropriate attenuation, as to not damage the instrumentation.
2. Set the reference level of the measuring equipment in accordance with procedure 4.1.6.2 of ANSI C63.10-2020.
3. Measure the 26 dB EBW using the test procedure 12.5.2 of ANSI C63.10-2020. (This will be used to determine the channel edge.)
4. Measure the power spectral density (which will be used for emissions mask reference) using the following procedure:
  - a) Set the span to encompass the entire 26 dB EBW of the signal.
  - b) Set RBW = same RBW used for 26 dB EBW measurement.
  - c) Set VBW  $\geq 3 \times$  RBW
  - d) Number of points in sweep  $\geq [2 \times \text{span} / \text{RBW}]$ .
  - e) Sweep time = auto.
  - f) Detector = RMS (i.e., power averaging)
  - g) Trace average at least 100 traces in power averaging (rms) mode.
  - h) Use the peak search function on the instrument to find the peak of the spectrum.
5. For the purposes of developing the emission mask, the channel bandwidth is defined as the 26 dB EBW.
6. Using the measuring equipment limit line function, develop the emissions mask based on the following requirements. The emissions power spectral density must be reduced below the peak power spectral density (in dB) as follows:
  - i) Suppressed by 20 dB at 1 MHz outside of the channel edge. (The channel edge is defined as the 26-dB point on either side of the carrier center frequency.)
  - j) Suppressed by 28 dB at one channel bandwidth from the channel center.
  - k) Suppressed by 40 dB at one- and one-half times the channel bandwidth from the channel center.
7. Adjust the span to encompass the entire mask as necessary.
8. Clear trace.
9. Trace average at least 100 traces in power averaging (rms) mode.
10. Adjust the reference level as necessary so that the crest of the channel touches the top of the emission mask.

FCC ID: BCGA3268		MEASUREMENT REPORT (CERTIFICATION)	Approved by: Technical Manager
Test Report S/N: 1C2410210074-15-R1.BCG	Test Dates: 10/25/2024 - 1/24/2025	EUT Type: Tablet Device	Page 92 of 221

V 10.6 10/27/2023

**Test Setup**

The EUT and measurement equipment were set up as shown in the diagram below.



**Figure 7-4. Test Instrument & Measurement Setup**

**Test Notes**

1. All RU's were investigated and only worst case partially loaded and fully loaded RU's were reported.
2. Low, mid, and high channels were tested and only worst case channel In-band plots have been reported.

<b>FCC ID:</b> BCGA3268	 <b>MEASUREMENT REPORT (CERTIFICATION)</b>		<b>Approved by:</b> Technical Manager
<b>Test Report S/N:</b> 1C2410210074-15-R1.BCG	<b>Test Dates:</b> 10/25/2024 - 1/24/2025	<b>EUT Type:</b> Tablet Device	Page 93 of 221

V 10.6 10/27/2023



## 7.5.1 Antenna WF7a In-Band Emission Measurements – VLP

	Frequency [MHz]	Channel	802.11 MODE	RU Size	RU Index	Data Rate [Mbps]	Antenna WF7a In-Band Emission
Band 5	6115	33	ax (20MHz)	52	37	12.5/14.7 (MCS11)	Pass
	5935	33	ax (20MHz)	52	39	12.5/14.7 (MCS11)	Pass
	5935	33	ax (20MHz)	52	40	12.5/14.7 (MCS11)	Pass
	6175	61	ax (20MHz)	52	37	12.5/14.7 (MCS11)	Pass
	6175	61	ax (20MHz)	52	39	12.5/14.7 (MCS11)	Pass
	6175	61	ax (20MHz)	52	40	12.5/14.7 (MCS11)	Pass
	6415	93	ax (20MHz)	106	53	12.5/14.7 (MCS11)	Pass
	6415	93	ax (20MHz)	106	54	12.5/14.7 (MCS11)	Pass
	5965	35	ax (40MHz)	52	37	12.5/14.7 (MCS11)	Pass
	5965	35	ax (40MHz)	52	40	12.5/14.7 (MCS11)	Pass
	5965	35	ax (40MHz)	52	44	12.5/14.7 (MCS11)	Pass
	6165	59	ax (40MHz)	52	37	12.5/14.7 (MCS11)	Pass
	6165	59	ax (40MHz)	52	40	12.5/14.7 (MCS11)	Pass
	6165	59	ax (40MHz)	52	44	12.5/14.7 (MCS11)	Pass
	6165	91	ax (40MHz)	106	53	12.5/14.7 (MCS11)	Pass
	6165	91	ax (40MHz)	106	54	12.5/14.7 (MCS11)	Pass
	6165	91	ax (40MHz)	106	56	12.5/14.7 (MCS11)	Pass
	5985	39	ax (80MHz)	52	37	12.5/14.7 (MCS11)	Pass
	5985	39	ax (80MHz)	52	44	12.5/14.7 (MCS11)	Pass
	5985	39	ax (80MHz)	52	52	12.5/14.7 (MCS11)	Pass
	6145	55	ax (80MHz)	52	37	12.5/14.7 (MCS11)	Pass
	6145	55	ax (80MHz)	52	44	12.5/14.7 (MCS11)	Pass
	6145	55	ax (80MHz)	52	52	12.5/14.7 (MCS11)	Pass
	6385	87	ax (80MHz)	106	53	12.5/14.7 (MCS11)	Pass
	6385	87	ax (80MHz)	106	56	12.5/14.7 (MCS11)	Pass
	6385	87	ax (80MHz)	106	60	12.5/14.7 (MCS11)	Pass
	6181	47	ax (160MHz)	52	37	12.5/14.7 (MCS11)	Pass
	6181	47	ax (160MHz)	52	44	12.5/14.7 (MCS11)	Pass
	6181	47	ax (160MHz)	52	52	12.5/14.7 (MCS11)	Pass
	6345	79	ax (160MHz)	106	53	12.5/14.7 (MCS11)	Pass
	6345	79	ax (160MHz)	106	56	12.5/14.7 (MCS11)	Pass
	6345	79	ax (160MHz)	106	60	12.5/14.7 (MCS11)	Pass
Band 7	6535	117	ax (20MHz)	106	53	12.5/14.7 (MCS11)	Pass
	6535	117	ax (20MHz)	106	54	12.5/14.7 (MCS11)	Pass
	6695	149	ax (20MHz)	106	53	12.5/14.7 (MCS11)	Pass
	6695	149	ax (20MHz)	106	54	12.5/14.7 (MCS11)	Pass
	6875	181	ax (20MHz)	106	53	12.5/14.7 (MCS11)	Pass
	6875	181	ax (20MHz)	106	54	12.5/14.7 (MCS11)	Pass
	6565	123	ax (40MHz)	106	53	12.5/14.7 (MCS11)	Pass
	6565	123	ax (40MHz)	106	54	12.5/14.7 (MCS11)	Pass
	6565	123	ax (40MHz)	106	56	12.5/14.7 (MCS11)	Pass
	6725	155	ax (40MHz)	106	53	12.5/14.7 (MCS11)	Pass
	6725	155	ax (40MHz)	106	54	12.5/14.7 (MCS11)	Pass
	6725	155	ax (40MHz)	106	56	12.5/14.7 (MCS11)	Pass
	6845	179	ax (40MHz)	106	53	12.5/14.7 (MCS11)	Pass
	6845	179	ax (40MHz)	106	54	12.5/14.7 (MCS11)	Pass
	6845	179	ax (40MHz)	106	56	12.5/14.7 (MCS11)	Pass
	6545	135	ax (80MHz)	106	53	12.5/14.7 (MCS11)	Pass
	6545	135	ax (80MHz)	106	56	12.5/14.7 (MCS11)	Pass
	6545	135	ax (80MHz)	106	60	12.5/14.7 (MCS11)	Pass
	6705	151	ax (80MHz)	106	53	12.5/14.7 (MCS11)	Pass
	6705	151	ax (80MHz)	106	56	12.5/14.7 (MCS11)	Pass
	6705	151	ax (80MHz)	106	60	12.5/14.7 (MCS11)	Pass
	6865	167	ax (80MHz)	106	53	12.5/14.7 (MCS11)	Pass
	6865	167	ax (80MHz)	106	56	12.5/14.7 (MCS11)	Pass
	6865	167	ax (80MHz)	106	60	12.5/14.7 (MCS11)	Pass
	6665	143	ax (160MHz)	106	53	12.5/14.7 (MCS11)	Pass
	6665	143	ax (160MHz)	106	56	12.5/14.7 (MCS11)	Pass
	6665	143	ax (160MHz)	106	60	12.5/14.7 (MCS11)	Pass

**Table 7-76. In Band Emission Antenna 7a (Partially Loaded RU)**

FCC ID: BCGA3268		MEASUREMENT REPORT (CERTIFICATION)	Approved by: Technical Manager
Test Report S/N: 1C2410210074-15-R1.BCG	Test Dates: 10/25/2024 - 1/24/2025	EUT Type: Tablet Device	Page 94 of 221

V 10.6 10/27/2023

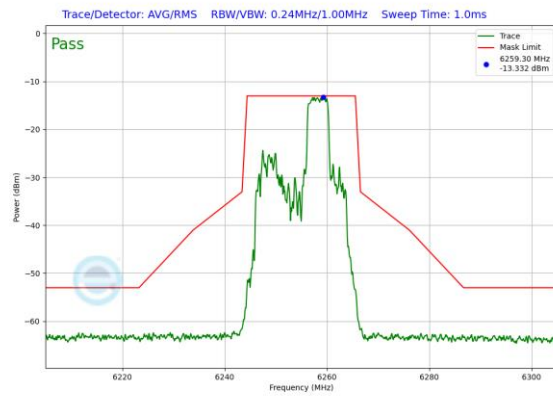
Unless otherwise specified, no part of this report may be reproduced or utilized in any part, form or by any means, electronic or mechanical, including photocopying and microfilm, without permission in writing from Element Washington DC LLC. If you have any questions about this or have an enquiry about obtaining additional rights to this report or assembly of contents thereof, please contact [ct.info@element.com](mailto:ct.info@element.com).

	Frequency [MHz]	Channel	802.11 MODE	RU Size	RU Index	Data Rate [Mbps]	Antenna WF7a In-Band Emission
Band 5	5935	33	ax (20MHz)	242	61	121.9/143.4 (MCS11)	Pass
	6175	61	ax (20MHz)	242	61	121.9/143.4 (MCS11)	Pass
	6415	93	ax (20MHz)	242	61	121.9/143.4 (MCS11)	Pass
	5965	35	ax (40MHz)	484	65	243.8/286.8 (MCS11)	Pass
	6165	59	ax (40MHz)	484	65	243.8/286.8 (MCS11)	Pass
	6165	91	ax (40MHz)	484	65	243.8/286.8 (MCS11)	Pass
	5985	39	ax (80MHz)	996	67	510.4/600.5 (MCS11)	Pass
	6145	55	ax (80MHz)	996	67	510.4/600.5 (MCS11)	Pass
	6385	87	ax (80MHz)	996	67	510.4/600.5 (MCS11)	Pass
	6181	47	ax (160MHz)	996	68	1020.8/1201 (MCS11)	Pass
	6345	79	ax (160MHz)	996	68	1020.8/1201 (MCS11)	Pass
Band 7	6535	117	ax (20MHz)	242	61	121.9/143.4 (MCS11)	Pass
	6695	149	ax (20MHz)	242	61	121.9/143.4 (MCS11)	Pass
	6875	181	ax (20MHz)	242	61	121.9/143.4 (MCS11)	Pass
	6565	123	ax (40MHz)	484	65	243.8/286.8 (MCS11)	Pass
	6725	155	ax (40MHz)	484	65	243.8/286.8 (MCS11)	Pass
	6845	179	ax (40MHz)	484	65	243.8/286.8 (MCS11)	Pass
	6545	135	ax (80MHz)	996	67	510.4/600.5 (MCS11)	Pass
	6705	151	ax (80MHz)	996	67	510.4/600.5 (MCS11)	Pass
	6865	167	ax (80MHz)	996	67	510.4/600.5 (MCS11)	Pass
	6665	143	ax (160MHz)	996	68	1020.8/1201 (MCS11)	Pass

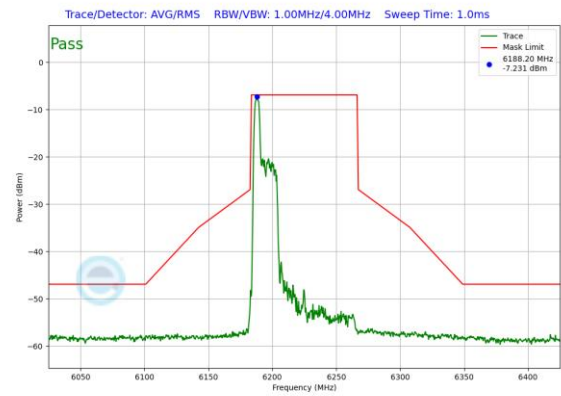
**Table 7-77. In Band Emission Antenna 7a (Fully Loaded RU)**

FCC ID: BCGA3268	 <b>MEASUREMENT REPORT (CERTIFICATION)</b>		Approved by: Technical Manager
Test Report S/N: 1C2410210074-15-R1.BCG	Test Dates: 10/25/2024 - 1/24/2025	EUT Type: Tablet Device	Page 95 of 221

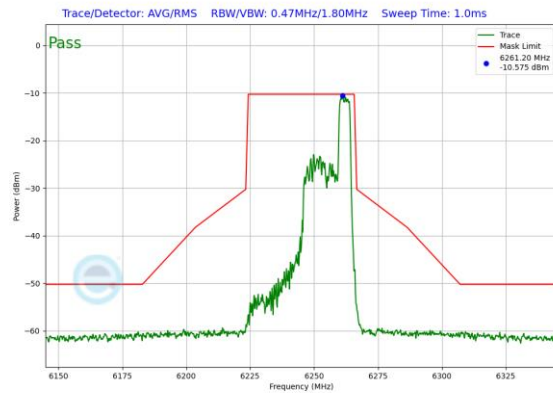
V 10.6 10/27/2023



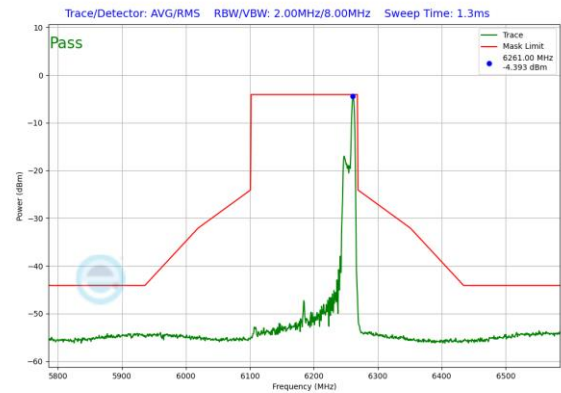
Plot 7-157. In Band Emission Plot Antenna WF7a (20MHz 802.11ax RU52 (UNII Band 5) – Ch. 61)



Plot 7-159. In Band Emission Plot Antenna WF7a (80MHz 802.11ax RU52 (UNII Band 5) – Ch. 55)



Plot 7-158. In Band Emission Plot Antenna WF7a (40MHz 802.11ax RU106 (UNII Band 5) – Ch. 59)

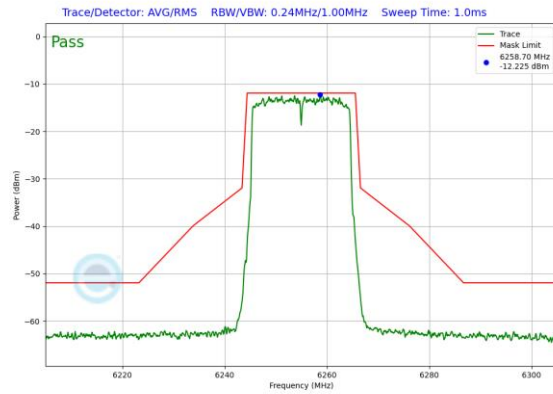


Plot 7-160. In Band Emission Plot Antenna WF7a (160MHz 802.11ax RU52 (UNII Band 5) – Ch. 47)

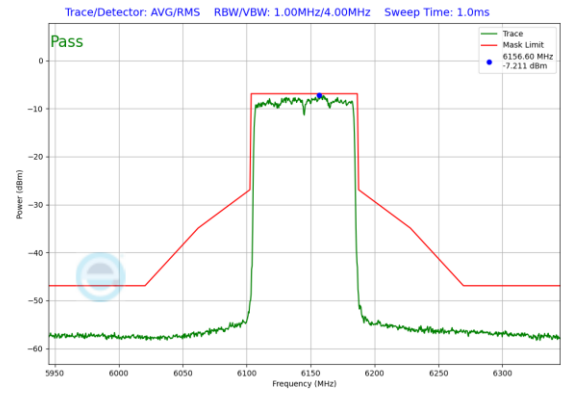
FCC ID: BCGA3268		MEASUREMENT REPORT (CERTIFICATION)	Approved by: Technical Manager
Test Report S/N: 1C2410210074-15-R1.BCG	Test Dates: 10/25/2024 - 1/24/2025	EUT Type: Tablet Device	Page 96 of 221

V 10.6 10/27/2023

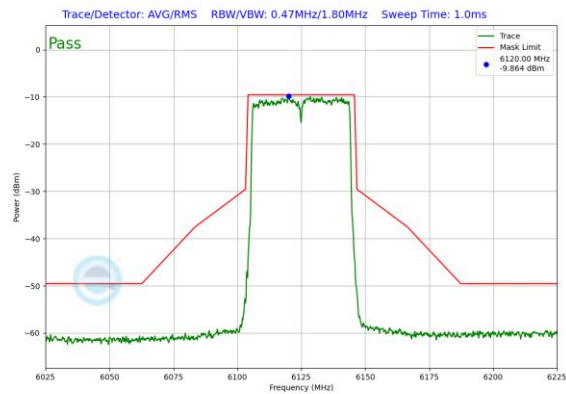
Unless otherwise specified, no part of this report may be reproduced or utilized in any part, form or by any means, electronic or mechanical, including photocopying and microfilm, without permission in writing from Element Washington DC LLC. If you have any questions about this or have an enquiry about obtaining additional rights to this report or assembly of contents thereof, please contact [ct.info@element.com](mailto:ct.info@element.com).



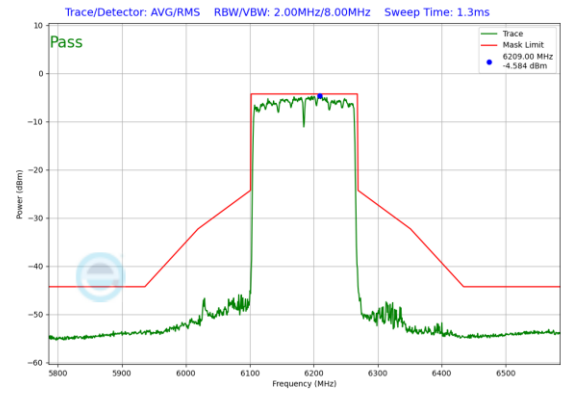
Plot 7-161. In Band Emission Plot Antenna WF7a (20MHz 802.11ax RU242 (UNII Band 5) – Ch. 61)



Plot 7-163. In Band Emission Plot Antenna WF7a (80MHz 802.11ax RU996 (UNII Band 5) – Ch. 39)



Plot 7-162. In Band Emission Plot Antenna WF7a (40MHz 802.11ax RU484 (UNII Band 5) – Ch. 35)

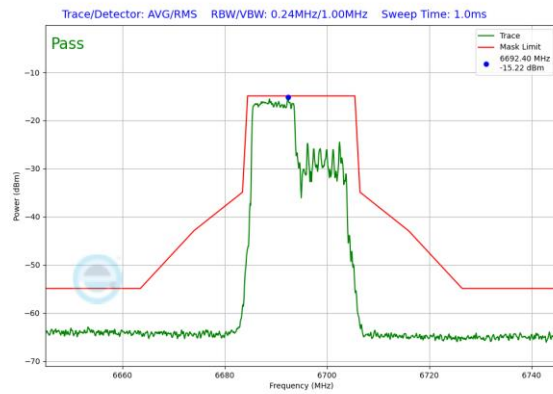


Plot 7-164. In Band Emission Plot Antenna WF7a (160MHz 802.11ax RU996x2 (UNII Band 5) – Ch. 47)

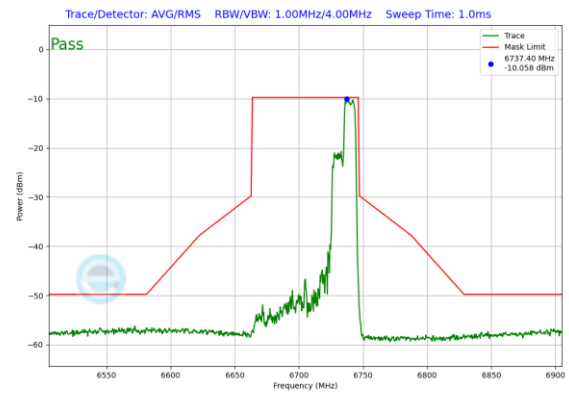
FCC ID: BCGA3268		MEASUREMENT REPORT (CERTIFICATION)	Approved by: Technical Manager
Test Report S/N: 1C2410210074-15-R1.BCG	Test Dates: 10/25/2024 - 1/24/2025	EUT Type: Tablet Device	Page 97 of 221

V 10.6 10/27/2023

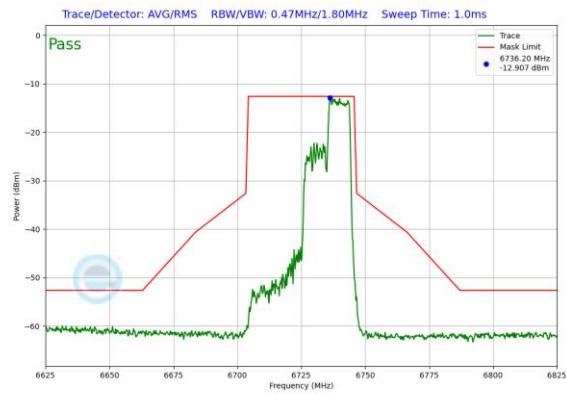
Unless otherwise specified, no part of this report may be reproduced or utilized in any part, form or by any means, electronic or mechanical, including photocopying and microfilm, without permission in writing from Element Washington DC LLC. If you have any questions about this or have an enquiry about obtaining additional rights to this report or assembly of contents thereof, please contact [ct.info@element.com](mailto:ct.info@element.com).



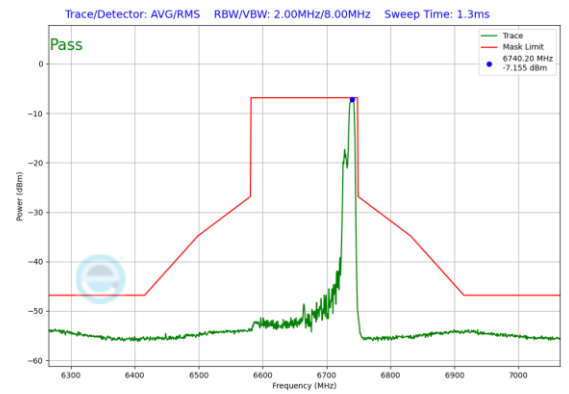
Plot 7-165. In Band Emission Plot Antenna WF7a (20MHz 802.11ax RU106 (UNII Band 7) – Ch. 149)



Plot 7-167. In Band Emission Plot Antenna WF7a (80MHz 802.11ax RU106 (UNII Band 7) – Ch. 151)



Plot 7-166. In Band Emission Plot Antenna WF7a (40MHz 802.11ax RU106 (UNII Band 7) – Ch. 155)

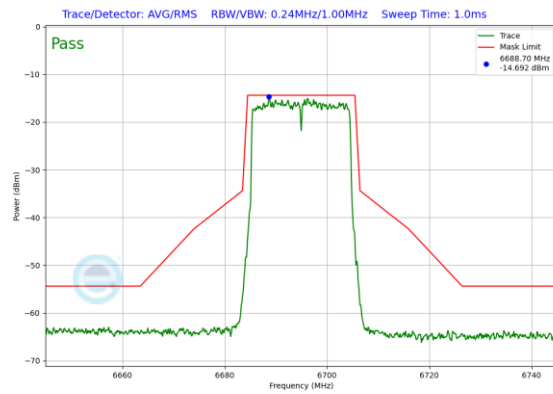


Plot 7-168. In Band Emission Plot Antenna WF7a (160MHz 802.11ax RU106 (UNII Band 7) – Ch. 143)

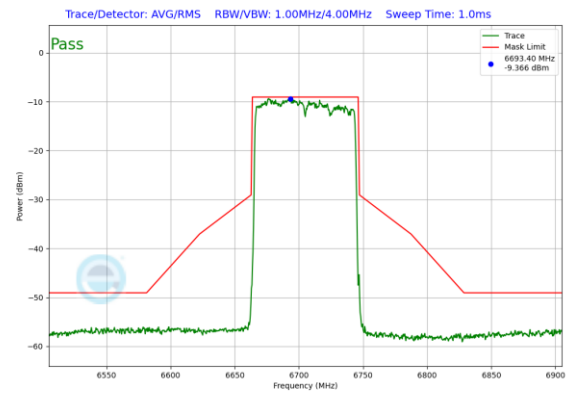
FCC ID: BCGA3268		MEASUREMENT REPORT (CERTIFICATION)	Approved by: Technical Manager
Test Report S/N: 1C2410210074-15-R1.BCG	Test Dates: 10/25/2024 - 1/24/2025	EUT Type: Tablet Device	Page 98 of 221

V 10.6 10/27/2023

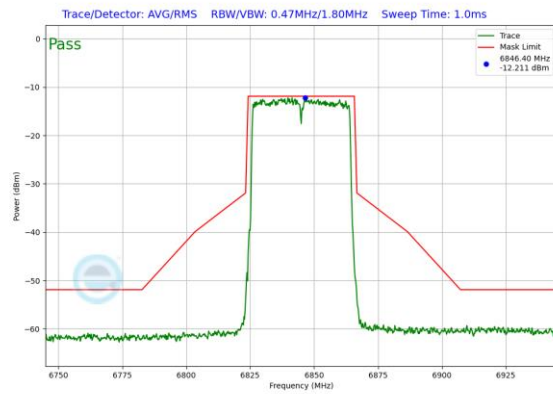
Unless otherwise specified, no part of this report may be reproduced or utilized in any part, form or by any means, electronic or mechanical, including photocopying and microfilm, without permission in writing from Element Washington DC LLC. If you have any questions about this or have an enquiry about obtaining additional rights to this report or assembly of contents thereof, please contact [ct.info@element.com](mailto:ct.info@element.com).



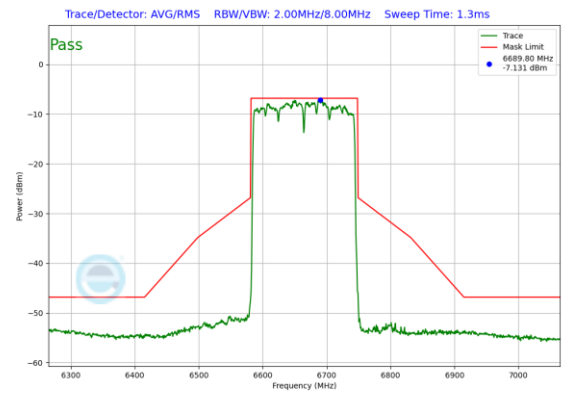
Plot 7-169. In Band Emission Plot Antenna WF7a (20MHz 802.11ax RU242 (UNII Band 7) – Ch. 149)



Plot 7-171. In Band Emission Plot Antenna WF7a (80MHz 802.11ax RU996 (UNII Band 7) – Ch. 151)



Plot 7-170. In Band Emission Plot Antenna WF7a (40MHz 802.11ax RU484 (UNII Band 7) – Ch. 179)



Plot 7-172. In Band Emission Plot Antenna WF7a (160MHz 802.11ax RU996x2 (UNII Band 7) – Ch. 143)

FCC ID: BCGA3268		MEASUREMENT REPORT (CERTIFICATION)	Approved by: Technical Manager
Test Report S/N: 1C2410210074-15-R1.BCG	Test Dates: 10/25/2024 - 1/24/2025	EUT Type: Tablet Device	Page 99 of 221

## 7.5.2 Antenna WF2a In-Band Emission Measurements – VLP

	Frequency [MHz]	Channel	802.11 MODE	RU Size	RU Index	Data Rate [Mbps]	Antenna WF2a In-Band Emission
Band 5	6115	33	ax (20MHz)	52	37	12.5/14.7 (MCS11)	Pass
	5935	33	ax (20MHz)	52	39	12.5/14.7 (MCS11)	Pass
	5935	33	ax (20MHz)	52	40	12.5/14.7 (MCS11)	Pass
	6175	61	ax (20MHz)	52	37	12.5/14.7 (MCS11)	Pass
	6175	61	ax (20MHz)	52	39	12.5/14.7 (MCS11)	Pass
	6175	61	ax (20MHz)	52	40	12.5/14.7 (MCS11)	Pass
	6415	93	ax (20MHz)	106	53	12.5/14.7 (MCS11)	Pass
	6415	93	ax (20MHz)	106	54	12.5/14.7 (MCS11)	Pass
	5965	35	ax (40MHz)	52	37	12.5/14.7 (MCS11)	Pass
	5965	35	ax (40MHz)	52	40	12.5/14.7 (MCS11)	Pass
	5965	35	ax (40MHz)	52	44	12.5/14.7 (MCS11)	Pass
	6165	59	ax (40MHz)	52	37	12.5/14.7 (MCS11)	Pass
	6165	59	ax (40MHz)	52	40	12.5/14.7 (MCS11)	Pass
	6165	59	ax (40MHz)	52	44	12.5/14.7 (MCS11)	Pass
	6165	91	ax (40MHz)	106	53	12.5/14.7 (MCS11)	Pass
	6165	91	ax (40MHz)	106	54	12.5/14.7 (MCS11)	Pass
	6165	91	ax (40MHz)	106	56	12.5/14.7 (MCS11)	Pass
	5985	39	ax (80MHz)	52	37	12.5/14.7 (MCS11)	Pass
	5985	39	ax (80MHz)	52	44	12.5/14.7 (MCS11)	Pass
	5985	39	ax (80MHz)	52	52	12.5/14.7 (MCS11)	Pass
	6145	55	ax (80MHz)	52	37	12.5/14.7 (MCS11)	Pass
	6145	55	ax (80MHz)	52	44	12.5/14.7 (MCS11)	Pass
	6145	55	ax (80MHz)	52	52	12.5/14.7 (MCS11)	Pass
	6385	87	ax (80MHz)	106	53	12.5/14.7 (MCS11)	Pass
	6385	87	ax (80MHz)	106	56	12.5/14.7 (MCS11)	Pass
	6385	87	ax (80MHz)	106	60	12.5/14.7 (MCS11)	Pass
	6181	47	ax (160MHz)	52	37	12.5/14.7 (MCS11)	Pass
	6181	47	ax (160MHz)	52	44	12.5/14.7 (MCS11)	Pass
	6181	47	ax (160MHz)	52	52	12.5/14.7 (MCS11)	Pass
	6345	79	ax (160MHz)	106	53	12.5/14.7 (MCS11)	Pass
	6345	79	ax (160MHz)	106	56	12.5/14.7 (MCS11)	Pass
	6345	79	ax (160MHz)	106	60	12.5/14.7 (MCS11)	Pass
Band 7	6535	117	ax (20MHz)	106	53	12.5/14.7 (MCS11)	Pass
	6535	117	ax (20MHz)	106	54	12.5/14.7 (MCS11)	Pass
	6695	149	ax (20MHz)	106	53	12.5/14.7 (MCS11)	Pass
	6695	149	ax (20MHz)	106	54	12.5/14.7 (MCS11)	Pass
	6875	181	ax (20MHz)	106	53	12.5/14.7 (MCS11)	Pass
	6875	181	ax (20MHz)	106	54	12.5/14.7 (MCS11)	Pass
	6565	123	ax (40MHz)	106	53	12.5/14.7 (MCS11)	Pass
	6565	123	ax (40MHz)	106	54	12.5/14.7 (MCS11)	Pass
	6565	123	ax (40MHz)	106	56	12.5/14.7 (MCS11)	Pass
	6725	155	ax (40MHz)	106	53	12.5/14.7 (MCS11)	Pass
	6725	155	ax (40MHz)	106	54	12.5/14.7 (MCS11)	Pass
	6725	155	ax (40MHz)	106	56	12.5/14.7 (MCS11)	Pass
	6845	179	ax (40MHz)	106	53	12.5/14.7 (MCS11)	Pass
	6845	179	ax (40MHz)	106	54	12.5/14.7 (MCS11)	Pass
	6845	179	ax (40MHz)	106	56	12.5/14.7 (MCS11)	Pass
	6545	135	ax (80MHz)	106	53	12.5/14.7 (MCS11)	Pass
	6545	135	ax (80MHz)	106	56	12.5/14.7 (MCS11)	Pass
	6545	135	ax (80MHz)	106	60	12.5/14.7 (MCS11)	Pass
	6705	151	ax (80MHz)	106	53	12.5/14.7 (MCS11)	Pass
	6705	151	ax (80MHz)	106	56	12.5/14.7 (MCS11)	Pass
	6705	151	ax (80MHz)	106	60	12.5/14.7 (MCS11)	Pass
	6865	167	ax (80MHz)	106	53	12.5/14.7 (MCS11)	Pass
	6865	167	ax (80MHz)	106	56	12.5/14.7 (MCS11)	Pass
	6865	167	ax (80MHz)	106	60	12.5/14.7 (MCS11)	Pass
	6665	143	ax (160MHz)	106	53	12.5/14.7 (MCS11)	Pass
	6665	143	ax (160MHz)	106	56	12.5/14.7 (MCS11)	Pass
	6665	143	ax (160MHz)	106	60	12.5/14.7 (MCS11)	Pass

**Table 7-78. In Band Emission Antenna 2a (Partially Loaded RU)**

FCC ID: BCGA3268		MEASUREMENT REPORT (CERTIFICATION)	Approved by: Technical Manager
Test Report S/N: 1C2410210074-15-R1.BCG	Test Dates: 10/25/2024 - 1/24/2025	EUT Type: Tablet Device	Page 100 of 221

V 10.6 10/27/2023

Unless otherwise specified, no part of this report may be reproduced or utilized in any part, form or by any means, electronic or mechanical, including photocopying and microfilm, without permission in writing from Element Washington DC LLC. If you have any questions about this or have an enquiry about obtaining additional rights to this report or assembly of contents thereof, please contact [ct.info@element.com](mailto:ct.info@element.com).

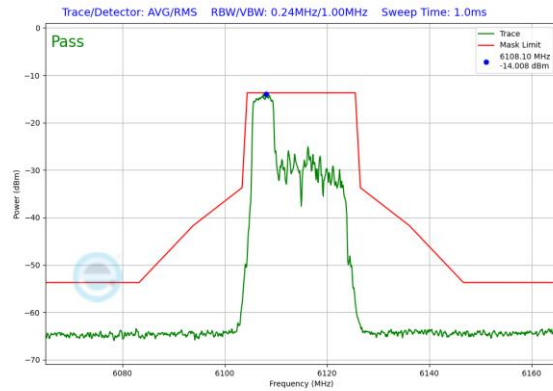
	Frequency [MHz]	Channel	802.11 MODE	RU Size	RU Index	Data Rate [Mbps]	Antenna WF2a In-Band Emission
Band 5	5935	33	ax (20MHz)	242	61	121.9/143.4 (MCS11)	Pass
	6175	61	ax (20MHz)	242	61	121.9/143.4 (MCS11)	Pass
	6415	93	ax (20MHz)	242	61	121.9/143.4 (MCS11)	Pass
	5965	35	ax (40MHz)	484	65	243.8/286.8 (MCS11)	Pass
	6165	59	ax (40MHz)	484	65	243.8/286.8 (MCS11)	Pass
	6165	91	ax (40MHz)	484	65	243.8/286.8 (MCS11)	Pass
	5985	39	ax (80MHz)	996	67	510.4/600.5 (MCS11)	Pass
	6145	55	ax (80MHz)	996	67	510.4/600.5 (MCS11)	Pass
	6385	87	ax (80MHz)	996	67	510.4/600.5 (MCS11)	Pass
	6181	47	ax (160MHz)	996	68	1020.8/1201 (MCS11)	Pass
	6345	79	ax (160MHz)	996	68	1020.8/1201 (MCS11)	Pass
Band 7	6535	117	ax (20MHz)	242	61	121.9/143.4 (MCS11)	Pass
	6695	149	ax (20MHz)	242	61	121.9/143.4 (MCS11)	Pass
	6875	181	ax (20MHz)	242	61	121.9/143.4 (MCS11)	Pass
	6565	123	ax (40MHz)	484	65	243.8/286.8 (MCS11)	Pass
	6725	155	ax (40MHz)	484	65	243.8/286.8 (MCS11)	Pass
	6845	179	ax (40MHz)	484	65	243.8/286.8 (MCS11)	Pass
	6545	135	ax (80MHz)	996	67	510.4/600.5 (MCS11)	Pass
	6705	151	ax (80MHz)	996	67	510.4/600.5 (MCS11)	Pass
	6865	167	ax (80MHz)	996	67	510.4/600.5 (MCS11)	Pass
	6665	143	ax (160MHz)	996	68	1020.8/1201 (MCS11)	Pass

**Table 7-79. In Band Emission Antenna 2a (Fully Loaded RU)**

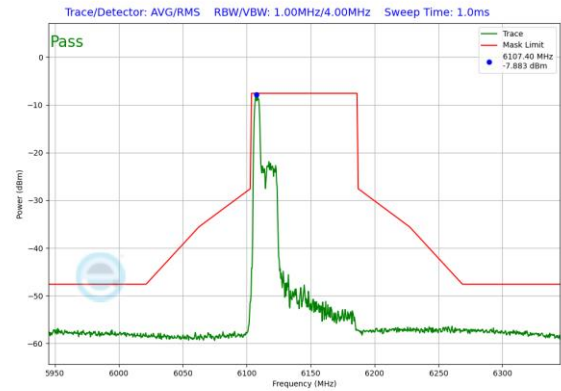
FCC ID: BCGA3268	 <b>MEASUREMENT REPORT (CERTIFICATION)</b>		Approved by: Technical Manager
Test Report S/N: 1C2410210074-15-R1.BCG	Test Dates: 10/25/2024 - 1/24/2025	EUT Type: Tablet Device	Page 101 of 221

V 10.6 10/27/2023

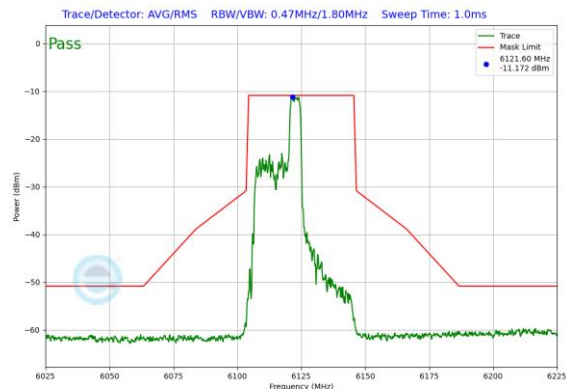




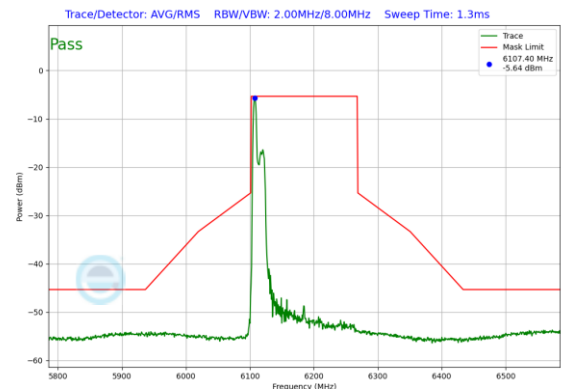
Plot 7-173. In Band Emission Plot Antenna WF2a (20MHz 802.11ax RU52 (UNII Band 5) – Ch. 33)



Plot 7-175. In Band Emission Plot Antenna WF2a (80MHz 802.11ax RU52 (UNII Band 5) – Ch. 39)



Plot 7-174. In Band Emission Plot Antenna WF2a (40MHz 802.11ax RU52 (UNII Band 5) – Ch. 35)

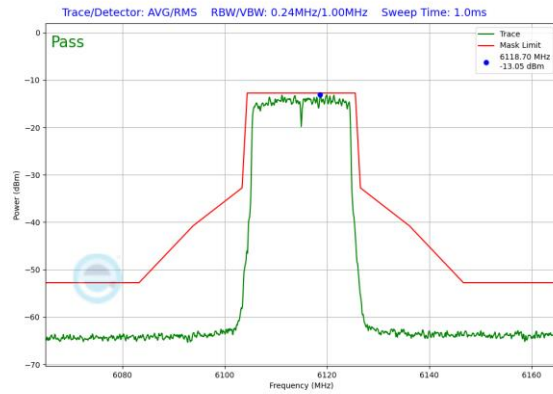


Plot 7-176. In Band Emission Plot Antenna WF2a (160MHz 802.11ax RU52 (UNII Band 5) – Ch. 47)

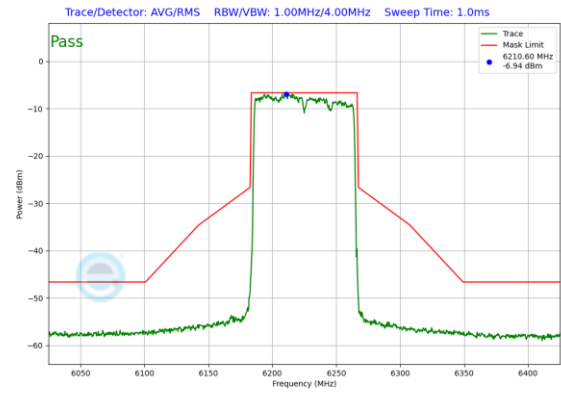
FCC ID: BCGA3268		MEASUREMENT REPORT (CERTIFICATION)	Approved by: Technical Manager
Test Report S/N: 1C2410210074-15-R1.BCG	Test Dates: 10/25/2024 - 1/24/2025	EUT Type: Tablet Device	Page 102 of 221

V 10.6 10/27/2023

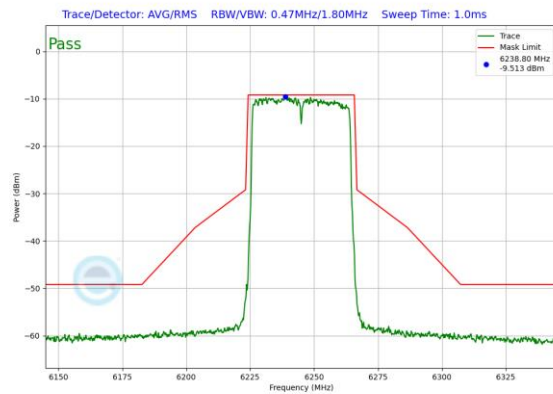
Unless otherwise specified, no part of this report may be reproduced or utilized in any part, form or by any means, electronic or mechanical, including photocopying and microfilm, without permission in writing from Element Washington DC LLC. If you have any questions about this or have an enquiry about obtaining additional rights to this report or assembly of contents thereof, please contact [ct.info@element.com](mailto:ct.info@element.com).



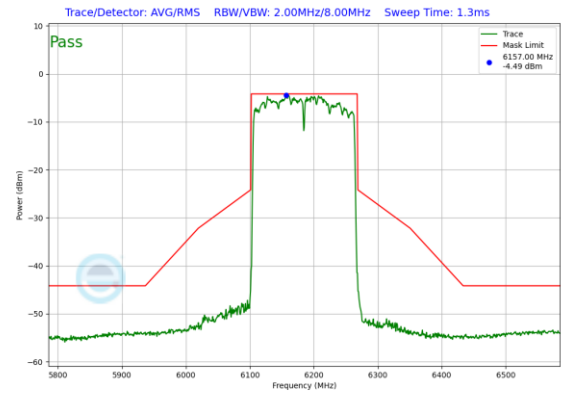
Plot 7-177. In Band Emission Plot Antenna WF2a (20MHz 802.11ax RU242 (UNII Band 5) – Ch. 33)



Plot 7-179. In Band Emission Plot Antenna WF2a (80MHz 802.11ax RU996 (UNII Band 5) – Ch. 55)



Plot 7-178. In Band Emission Plot Antenna WF2a (40MHz 802.11ax RU484 (UNII Band 5) – Ch. 59)

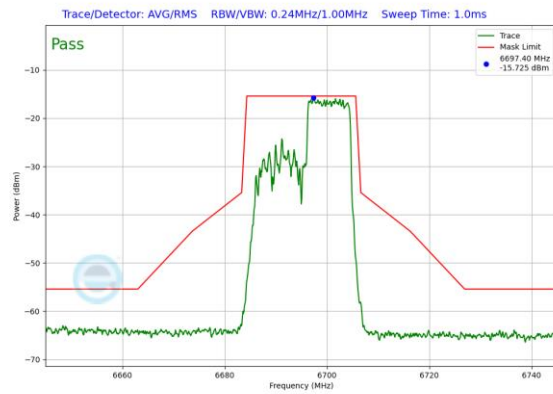


Plot 7-180. In Band Emission Plot Antenna WF2a (160MHz 802.11ax RU996x2 (UNII Band 5) – Ch. 47)

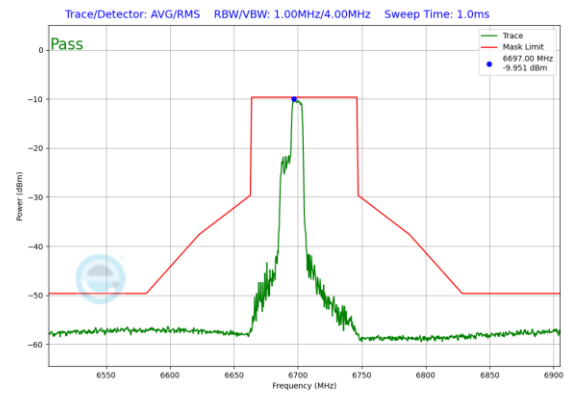
FCC ID: BCGA3268		MEASUREMENT REPORT (CERTIFICATION)	Approved by: Technical Manager
Test Report S/N: 1C2410210074-15-R1.BCG	Test Dates: 10/25/2024 - 1/24/2025	EUT Type: Tablet Device	Page 103 of 221

V 10.6 10/27/2023

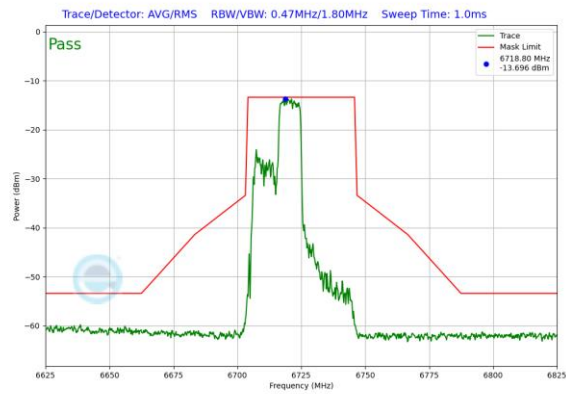
Unless otherwise specified, no part of this report may be reproduced or utilized in any part, form or by any means, electronic or mechanical, including photocopying and microfilm, without permission in writing from Element Washington DC LLC. If you have any questions about this or have an enquiry about obtaining additional rights to this report or assembly of contents thereof, please contact [ct.info@element.com](mailto:ct.info@element.com).



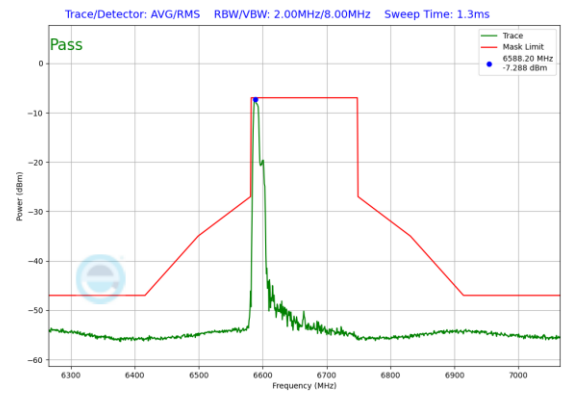
Plot 7-181. In Band Emission Plot Antenna WF2a (20MHz 802.11ax RU106 (UNII Band 7) – Ch. 149)



Plot 7-183. In Band Emission Plot Antenna WF2a (80MHz 802.11ax RU106 (UNII Band 7) – Ch. 151)



Plot 7-182. In Band Emission Plot Antenna WF2a (40MHz 802.11ax RU106 (UNII Band 7) – Ch. 155)

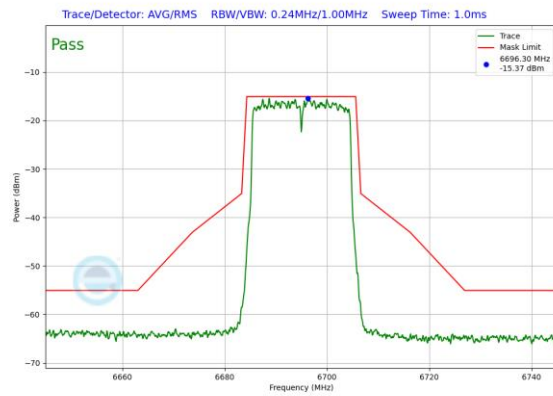


Plot 7-184. In Band Emission Plot Antenna WF2a (160MHz 802.11ax RU106 (UNII Band 7) – Ch. 143)

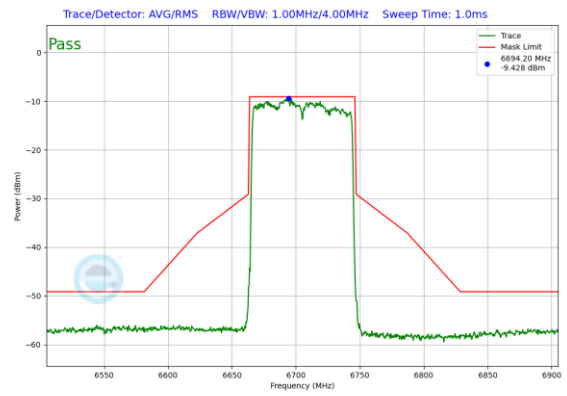
FCC ID: BCGA3268		MEASUREMENT REPORT (CERTIFICATION)	Approved by: Technical Manager
Test Report S/N: 1C2410210074-15-R1.BCG	Test Dates: 10/25/2024 - 1/24/2025	EUT Type: Tablet Device	Page 104 of 221

V 10.6 10/27/2023

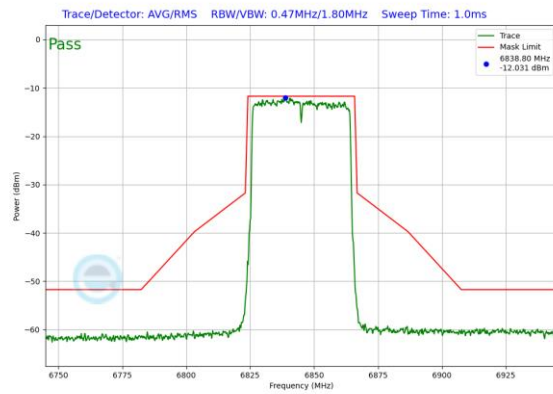
Unless otherwise specified, no part of this report may be reproduced or utilized in any part, form or by any means, electronic or mechanical, including photocopying and microfilm, without permission in writing from Element Washington DC LLC. If you have any questions about this or have an enquiry about obtaining additional rights to this report or assembly of contents thereof, please contact [ct.info@element.com](mailto:ct.info@element.com).



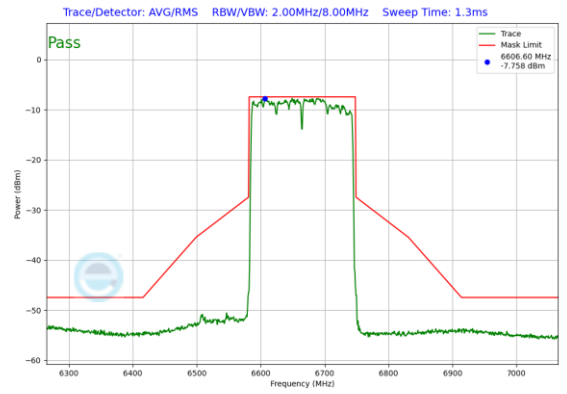
Plot 7-185. In Band Emission Plot Antenna WF2a (20MHz 802.11ax RU242 (UNII Band 7) – Ch. 149)



Plot 7-187. In Band Emission Plot Antenna WF2a (80MHz 802.11ax RU996 (UNII Band 7) – Ch. 151)



Plot 7-186. In Band Emission Plot Antenna WF2a (40MHz 802.11ax RU484 (UNII Band 7) – Ch. 179)



Plot 7-188. In Band Emission Plot Antenna WF2a (160MHz 802.11ax RU996x2 (UNII Band 7) – Ch. 143)

FCC ID: BCGA3268		MEASUREMENT REPORT (CERTIFICATION)	Approved by: Technical Manager
Test Report S/N: 1C2410210074-15-R1.BCG	Test Dates: 10/25/2024 - 1/24/2025	EUT Type: Tablet Device	Page 105 of 221

## 7.5.3 Antenna WF7b In-Band Emission Measurements – VLP

	Frequency [MHz]	Channel	802.11 MODE	RU Size	RU Index	Data Rate [Mbps]	Antenna WF7b In-Band Emission
Band 5	6115	33	ax (20MHz)	52	37	12.5/14.7 (MCS11)	Pass
	5935	33	ax (20MHz)	52	39	12.5/14.7 (MCS11)	Pass
	5935	33	ax (20MHz)	52	40	12.5/14.7 (MCS11)	Pass
	6175	61	ax (20MHz)	52	37	12.5/14.7 (MCS11)	Pass
	6175	61	ax (20MHz)	52	39	12.5/14.7 (MCS11)	Pass
	6175	61	ax (20MHz)	52	40	12.5/14.7 (MCS11)	Pass
	6415	93	ax (20MHz)	106	53	12.5/14.7 (MCS11)	Pass
	6415	93	ax (20MHz)	106	54	12.5/14.7 (MCS11)	Pass
	5965	35	ax (40MHz)	52	37	12.5/14.7 (MCS11)	Pass
	5965	35	ax (40MHz)	52	40	12.5/14.7 (MCS11)	Pass
	5965	35	ax (40MHz)	52	44	12.5/14.7 (MCS11)	Pass
	6165	59	ax (40MHz)	52	37	12.5/14.7 (MCS11)	Pass
	6165	59	ax (40MHz)	52	40	12.5/14.7 (MCS11)	Pass
	6165	59	ax (40MHz)	52	44	12.5/14.7 (MCS11)	Pass
	6165	91	ax (40MHz)	106	53	12.5/14.7 (MCS11)	Pass
	6165	91	ax (40MHz)	106	54	12.5/14.7 (MCS11)	Pass
	6165	91	ax (40MHz)	106	56	12.5/14.7 (MCS11)	Pass
	5985	39	ax (80MHz)	52	37	12.5/14.7 (MCS11)	Pass
	5985	39	ax (80MHz)	52	44	12.5/14.7 (MCS11)	Pass
	5985	39	ax (80MHz)	52	52	12.5/14.7 (MCS11)	Pass
	6145	55	ax (80MHz)	52	37	12.5/14.7 (MCS11)	Pass
	6145	55	ax (80MHz)	52	44	12.5/14.7 (MCS11)	Pass
	6145	55	ax (80MHz)	52	52	12.5/14.7 (MCS11)	Pass
	6385	87	ax (80MHz)	106	53	12.5/14.7 (MCS11)	Pass
	6385	87	ax (80MHz)	106	56	12.5/14.7 (MCS11)	Pass
	6385	87	ax (80MHz)	106	60	12.5/14.7 (MCS11)	Pass
	6181	47	ax (160MHz)	52	37	12.5/14.7 (MCS11)	Pass
	6181	47	ax (160MHz)	52	44	12.5/14.7 (MCS11)	Pass
	6181	47	ax (160MHz)	52	52	12.5/14.7 (MCS11)	Pass
	6345	79	ax (160MHz)	106	53	12.5/14.7 (MCS11)	Pass
	6345	79	ax (160MHz)	106	56	12.5/14.7 (MCS11)	Pass
	6345	79	ax (160MHz)	106	60	12.5/14.7 (MCS11)	Pass
Band 7	6535	117	ax (20MHz)	106	53	12.5/14.7 (MCS11)	Pass
	6535	117	ax (20MHz)	106	54	12.5/14.7 (MCS11)	Pass
	6695	149	ax (20MHz)	106	53	12.5/14.7 (MCS11)	Pass
	6695	149	ax (20MHz)	106	54	12.5/14.7 (MCS11)	Pass
	6875	181	ax (20MHz)	106	53	12.5/14.7 (MCS11)	Pass
	6875	181	ax (20MHz)	106	54	12.5/14.7 (MCS11)	Pass
	6565	123	ax (40MHz)	106	53	12.5/14.7 (MCS11)	Pass
	6565	123	ax (40MHz)	106	54	12.5/14.7 (MCS11)	Pass
	6565	123	ax (40MHz)	106	56	12.5/14.7 (MCS11)	Pass
	6725	155	ax (40MHz)	106	53	12.5/14.7 (MCS11)	Pass
	6725	155	ax (40MHz)	106	54	12.5/14.7 (MCS11)	Pass
	6725	155	ax (40MHz)	106	56	12.5/14.7 (MCS11)	Pass
	6845	179	ax (40MHz)	106	53	12.5/14.7 (MCS11)	Pass
	6845	179	ax (40MHz)	106	54	12.5/14.7 (MCS11)	Pass
	6845	179	ax (40MHz)	106	56	12.5/14.7 (MCS11)	Pass
	6545	135	ax (80MHz)	106	53	12.5/14.7 (MCS11)	Pass
	6545	135	ax (80MHz)	106	56	12.5/14.7 (MCS11)	Pass
	6545	135	ax (80MHz)	106	60	12.5/14.7 (MCS11)	Pass
	6705	151	ax (80MHz)	106	53	12.5/14.7 (MCS11)	Pass
	6705	151	ax (80MHz)	106	56	12.5/14.7 (MCS11)	Pass
	6705	151	ax (80MHz)	106	60	12.5/14.7 (MCS11)	Pass
	6865	167	ax (80MHz)	106	53	12.5/14.7 (MCS11)	Pass
	6865	167	ax (80MHz)	106	56	12.5/14.7 (MCS11)	Pass
	6865	167	ax (80MHz)	106	60	12.5/14.7 (MCS11)	Pass
	6665	143	ax (160MHz)	106	53	12.5/14.7 (MCS11)	Pass
	6665	143	ax (160MHz)	106	56	12.5/14.7 (MCS11)	Pass
	6665	143	ax (160MHz)	106	60	12.5/14.7 (MCS11)	Pass

**Table 7-80. In Band Emission Antenna 7b (Partially Loaded RU)**

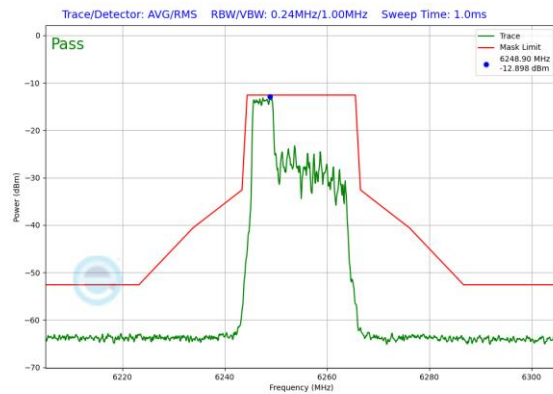
FCC ID: BCGA3268		MEASUREMENT REPORT (CERTIFICATION)	Approved by: Technical Manager
Test Report S/N: 1C2410210074-15-R1.BCG	Test Dates: 10/25/2024 - 1/24/2025	EUT Type: Tablet Device	Page 106 of 221

	Frequency [MHz]	Channel	802.11 MODE	RU Size	RU Index	Data Rate [Mbps]	Antenna WF7b In-Band Emission
Band 5	5935	33	ax (20MHz)	242	61	121.9/143.4 (MCS11)	Pass
	6175	61	ax (20MHz)	242	61	121.9/143.4 (MCS11)	Pass
	6415	93	ax (20MHz)	242	61	121.9/143.4 (MCS11)	Pass
	5965	35	ax (40MHz)	484	65	243.8/286.8 (MCS11)	Pass
	6165	59	ax (40MHz)	484	65	243.8/286.8 (MCS11)	Pass
	6165	91	ax (40MHz)	484	65	243.8/286.8 (MCS11)	Pass
	5985	39	ax (80MHz)	996	67	510.4/600.5 (MCS11)	Pass
	6145	55	ax (80MHz)	996	67	510.4/600.5 (MCS11)	Pass
	6385	87	ax (80MHz)	996	67	510.4/600.5 (MCS11)	Pass
	6181	47	ax (160MHz)	996	68	1020.8/1201 (MCS11)	Pass
	6345	79	ax (160MHz)	996	68	1020.8/1201 (MCS11)	Pass
Band 7	6535	117	ax (20MHz)	242	61	121.9/143.4 (MCS11)	Pass
	6695	149	ax (20MHz)	242	61	121.9/143.4 (MCS11)	Pass
	6875	181	ax (20MHz)	242	61	121.9/143.4 (MCS11)	Pass
	6565	123	ax (40MHz)	484	65	243.8/286.8 (MCS11)	Pass
	6725	155	ax (40MHz)	484	65	243.8/286.8 (MCS11)	Pass
	6845	179	ax (40MHz)	484	65	243.8/286.8 (MCS11)	Pass
	6545	135	ax (80MHz)	996	67	510.4/600.5 (MCS11)	Pass
	6705	151	ax (80MHz)	996	67	510.4/600.5 (MCS11)	Pass
	6865	167	ax (80MHz)	996	67	510.4/600.5 (MCS11)	Pass
	6665	143	ax (160MHz)	996	68	1020.8/1201 (MCS11)	Pass

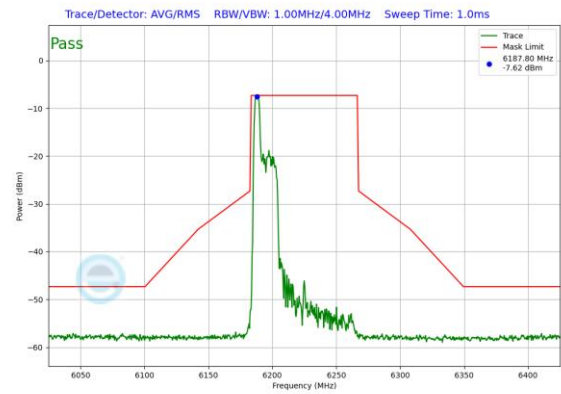
**Table 7-81. In Band Emission Antenna 7b (Fully Loaded RU)**

FCC ID: BCGA3268	 <b>MEASUREMENT REPORT (CERTIFICATION)</b>		Approved by: Technical Manager
Test Report S/N: 1C2410210074-15-R1.BCG	Test Dates: 10/25/2024 - 1/24/2025	EUT Type: Tablet Device	Page 107 of 221

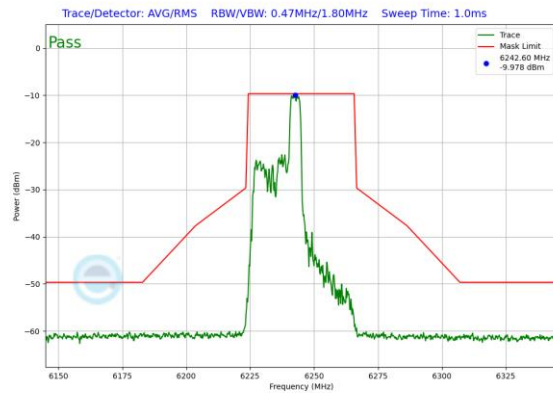
V 10.6 10/27/2023



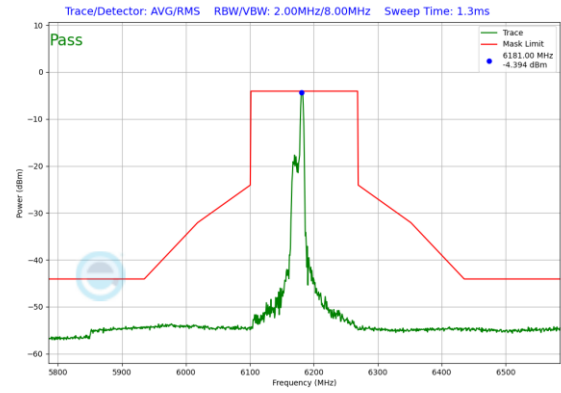
Plot 7-189. In Band Emission Plot Antenna WF7b (20MHz 802.11ax RU52 (UNII Band 5) – Ch. 61)



Plot 7-191. In Band Emission Plot Antenna WF7b (80MHz 802.11ax RU52 (UNII Band 5) – Ch. 55)



Plot 7-190. In Band Emission Plot Antenna WF7b (40MHz 802.11ax RU52 (UNII Band 5) – Ch. 59)

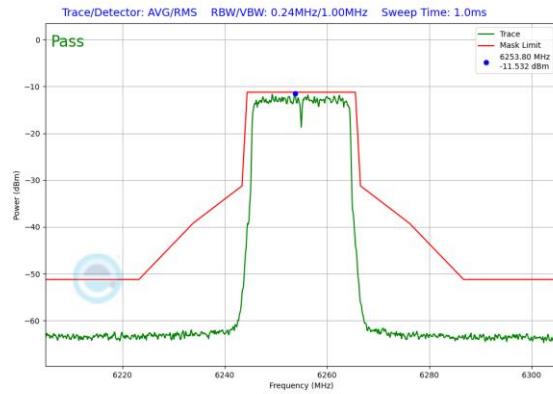


Plot 7-192. In Band Emission Plot Antenna WF7b (160MHz 802.11ax RU52 (UNII Band 5) – Ch. 47)

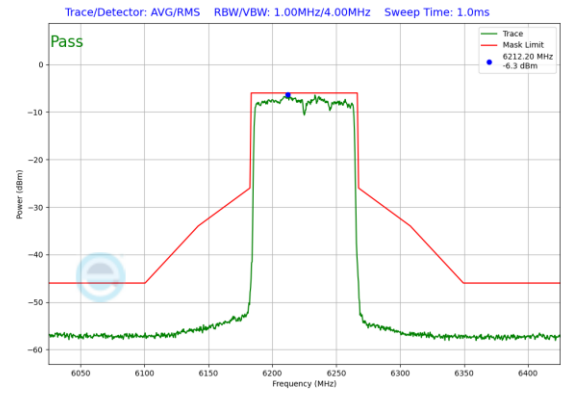
FCC ID: BCGA3268		MEASUREMENT REPORT (CERTIFICATION)	Approved by: Technical Manager
Test Report S/N: 1C2410210074-15-R1.BCG	Test Dates: 10/25/2024 - 1/24/2025	EUT Type: Tablet Device	Page 108 of 221

V 10.6 10/27/2023

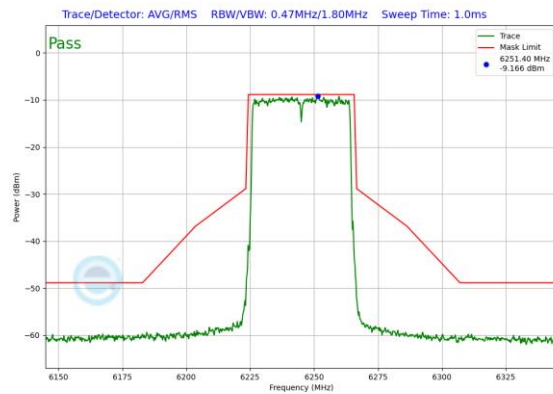
Unless otherwise specified, no part of this report may be reproduced or utilized in any part, form or by any means, electronic or mechanical, including photocopying and microfilm, without permission in writing from Element Washington DC LLC. If you have any questions about this or have an enquiry about obtaining additional rights to this report or assembly of contents thereof, please contact [ct.info@element.com](mailto:ct.info@element.com).



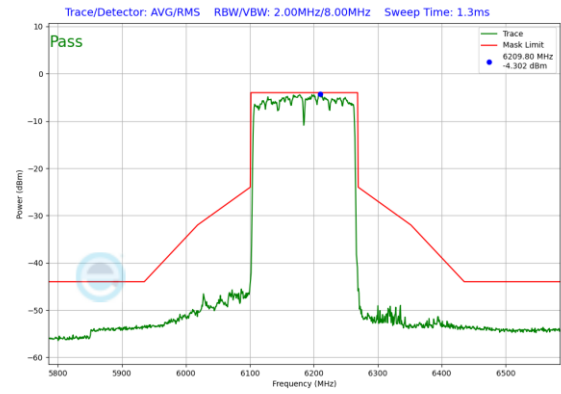
Plot 7-193. In Band Emission Plot Antenna WF7b (20MHz 802.11ax RU242 (UNII Band 5) – Ch. 61)



Plot 7-195. In Band Emission Plot Antenna WF7b (80MHz 802.11ax RU996 (UNII Band 5) – Ch. 55)



Plot 7-194. In Band Emission Plot Antenna WF7b (40MHz 802.11ax RU484 (UNII Band 5) – Ch. 59)



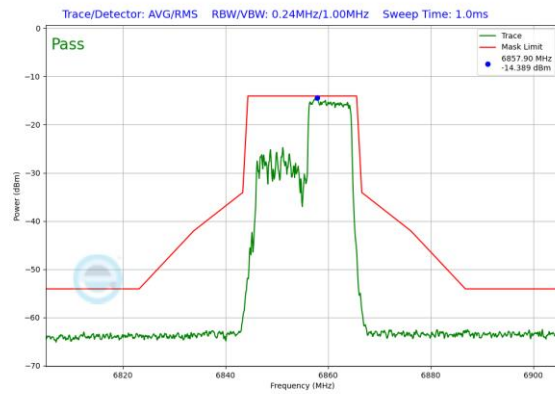
Plot 7-196. In Band Emission Plot Antenna WF7b (160MHz 802.11ax RU996x2 (UNII Band 5) – Ch. 47)

FCC ID: BCGA3268		MEASUREMENT REPORT (CERTIFICATION)	Approved by: Technical Manager
Test Report S/N: 1C2410210074-15-R1.BCG	Test Dates: 10/25/2024 - 1/24/2025	EUT Type: Tablet Device	Page 109 of 221

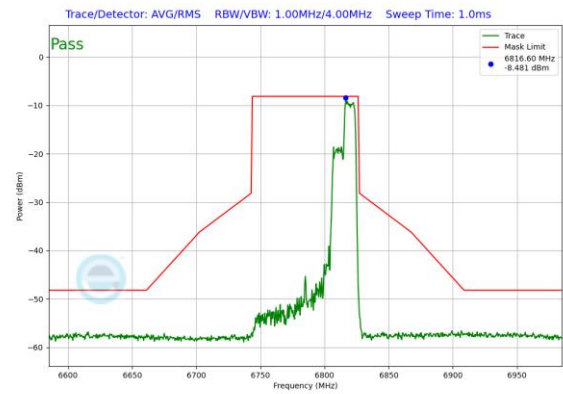
V 10.6 10/27/2023

Unless otherwise specified, no part of this report may be reproduced or utilized in any part, form or by any means, electronic or mechanical, including photocopying and microfilm, without permission in writing from Element Washington DC LLC. If you have any questions about this or have an enquiry about obtaining additional rights to this report or assembly of contents thereof, please contact [ct.info@element.com](mailto:ct.info@element.com).

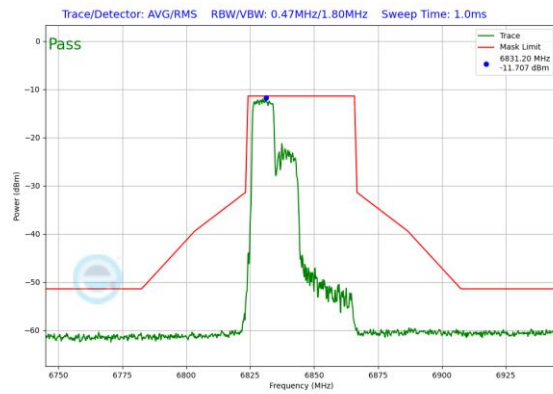




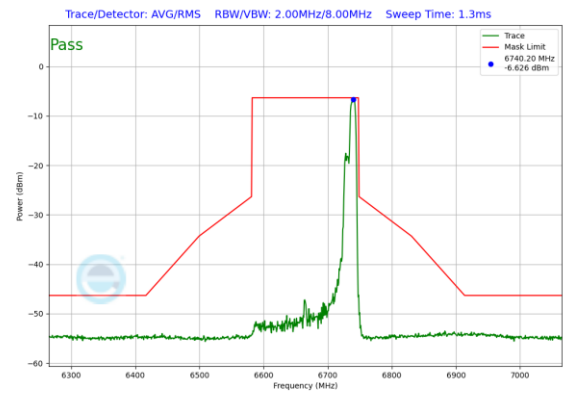
Plot 7-197. In Band Emission Plot Antenna WF7b (20MHz 802.11ax RU106 (UNII Band 7) – Ch. 181)



Plot 7-199. In Band Emission Plot Antenna WF7b (80MHz 802.11ax RU106 (UNII Band 7) – Ch. 167)



Plot 7-198. In Band Emission Plot Antenna WF7b (40MHz 802.11ax RU106 (UNII Band 7) – Ch. 179)

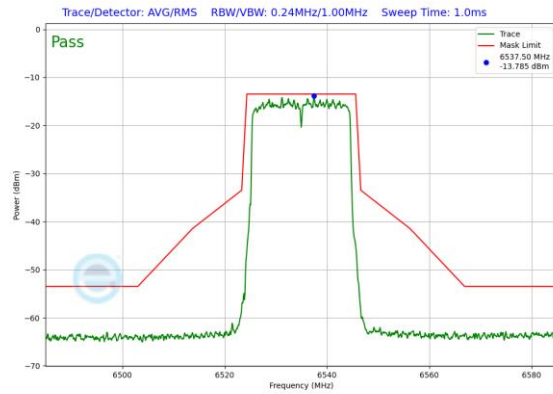


Plot 7-200. In Band Emission Plot Antenna WF7b (160MHz 802.11ax RU106 (UNII Band 7) – Ch. 143)

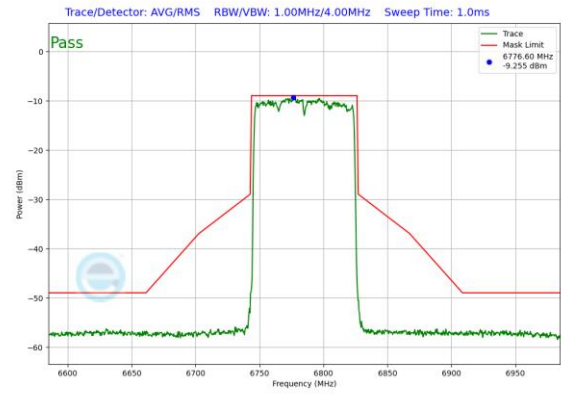
FCC ID: BCGA3268		MEASUREMENT REPORT (CERTIFICATION)	Approved by: Technical Manager
Test Report S/N: 1C2410210074-15-R1.BCG	Test Dates: 10/25/2024 - 1/24/2025	EUT Type: Tablet Device	Page 110 of 221

V 10.6 10/27/2023

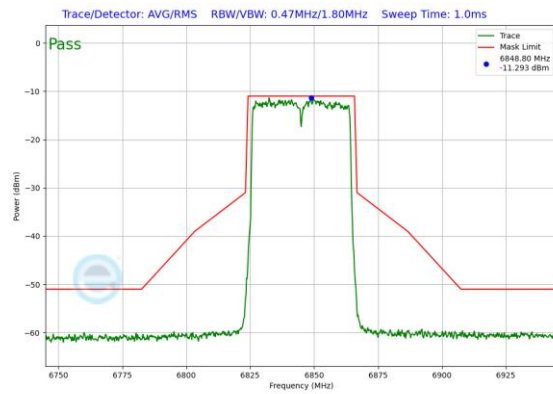
Unless otherwise specified, no part of this report may be reproduced or utilized in any part, form or by any means, electronic or mechanical, including photocopying and microfilm, without permission in writing from Element Washington DC LLC. If you have any questions about this or have an enquiry about obtaining additional rights to this report or assembly of contents thereof, please contact [ct.info@element.com](mailto:ct.info@element.com).



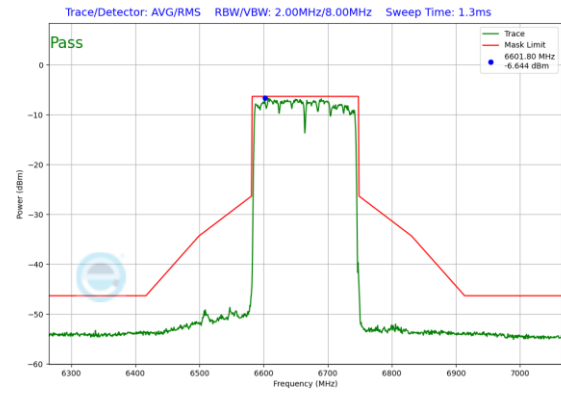
Plot 7-201. In Band Emission Plot Antenna WF7b (20MHz 802.11ax RU242 (UNII Band 7) – Ch. 117)



Plot 7-203. In Band Emission Plot Antenna WF7b (80MHz 802.11ax RU996 (UNII Band 7) – Ch. 167)



Plot 7-202. In Band Emission Plot Antenna WF7b (40MHz 802.11ax RU484 (UNII Band 7) – Ch. 179)



Plot 7-204. In Band Emission Plot Antenna WF7b (160MHz 802.11ax RU996x2 (UNII Band 7) – Ch. 143)

FCC ID: BCGA3268		MEASUREMENT REPORT (CERTIFICATION)	Approved by: Technical Manager
Test Report S/N: 1C2410210074-15-R1.BCG	Test Dates: 10/25/2024 - 1/24/2025	EUT Type: Tablet Device	Page 111 of 221

V 10.6 10/27/2023

Unless otherwise specified, no part of this report may be reproduced or utilized in any part, form or by any means, electronic or mechanical, including photocopying and microfilm, without permission in writing from Element Washington DC LLC. If you have any questions about this or have an enquiry about obtaining additional rights to this report or assembly of contents thereof, please contact [ct.info@element.com](mailto:ct.info@element.com).

## 7.5.4 SDM Primary In-Band Emission Measurements – VLP

	Frequency [MHz]	Channel	802.11 MODE	RU Size	RU Index	Mode	Data Rate [Mbps]	Antenna WF7a In-Band Emission	Antenna WF2a In-Band Emission
Band 5	6115	33	ax (20MHz)	106	53	SDM	25/29.4 (MCS11)	Pass	Pass
	6115	33	ax (20MHz)	106	54	SDM	25/29.4 (MCS11)	Pass	Pass
	6255	61	ax (20MHz)	106	53	SDM	25/29.4 (MCS11)	Pass	Pass
	6255	61	ax (20MHz)	106	54	SDM	25/29.4 (MCS11)	Pass	Pass
	6415	93	ax (20MHz)	106	53	SDM	25/29.4 (MCS11)	Pass	Pass
	6415	93	ax (20MHz)	106	54	SDM	25/29.4 (MCS11)	Pass	Pass
	6125	35	ax (40MHz)	106	53	SDM	25/29.4 (MCS11)	Pass	Pass
	6125	35	ax (40MHz)	106	54	SDM	25/29.4 (MCS11)	Pass	Pass
	6125	35	ax (40MHz)	106	56	SDM	25/29.4 (MCS11)	Pass	Pass
	6245	59	ax (40MHz)	106	53	SDM	25/29.4 (MCS11)	Pass	Pass
	6245	59	ax (40MHz)	106	54	SDM	25/29.4 (MCS11)	Pass	Pass
	6245	59	ax (40MHz)	106	56	SDM	25/29.4 (MCS11)	Pass	Pass
	6405	91	ax (40MHz)	106	53	SDM	25/29.4 (MCS11)	Pass	Pass
	6405	91	ax (40MHz)	106	54	SDM	25/29.4 (MCS11)	Pass	Pass
	6405	91	ax (40MHz)	106	56	SDM	25/29.4 (MCS11)	Pass	Pass
	6145	39	ax (80MHz)	106	53	SDM	25/29.4 (MCS11)	Pass	Pass
	6145	39	ax (80MHz)	106	56	SDM	25/29.4 (MCS11)	Pass	Pass
	6145	39	ax (80MHz)	106	60	SDM	25/29.4 (MCS11)	Pass	Pass
	6225	55	ax (80MHz)	106	53	SDM	25/29.4 (MCS11)	Pass	Pass
	6225	55	ax (80MHz)	106	56	SDM	25/29.4 (MCS11)	Pass	Pass
	6225	55	ax (80MHz)	106	60	SDM	25/29.4 (MCS11)	Pass	Pass
	6385	87	ax (80MHz)	106	53	SDM	25/29.4 (MCS11)	Pass	Pass
	6385	87	ax (80MHz)	106	56	SDM	25/29.4 (MCS11)	Pass	Pass
	6385	87	ax (80MHz)	106	60	SDM	25/29.4 (MCS11)	Pass	Pass
Band 7	6185	47	ax (160MHz)	106	53	SDM	25/29.4 (MCS11)	Pass	Pass
	6185	47	ax (160MHz)	106	56	SDM	25/29.4 (MCS11)	Pass	Pass
	6185	47	ax (160MHz)	106	60	SDM	25/29.4 (MCS11)	Pass	Pass
	6345	79	ax (160MHz)	106	53	SDM	25/29.4 (MCS11)	Pass	Pass
	6345	79	ax (160MHz)	106	56	SDM	25/29.4 (MCS11)	Pass	Pass
	6345	79	ax (160MHz)	106	60	SDM	25/29.4 (MCS11)	Pass	Pass
	6565	123	ax (40MHz)	242	61	SDM	25/29.4 (MCS11)	Pass	Pass
	6565	123	ax (40MHz)	242	62	SDM	25/29.4 (MCS11)	Pass	Pass
	6725	155	ax (40MHz)	242	61	SDM	25/29.4 (MCS11)	Pass	Pass
	6725	155	ax (40MHz)	242	62	SDM	25/29.4 (MCS11)	Pass	Pass
	6845	179	ax (40MHz)	242	61	SDM	25/29.4 (MCS11)	Pass	Pass
	6845	179	ax (40MHz)	242	62	SDM	25/29.4 (MCS11)	Pass	Pass
	6625	135	ax (80MHz)	242	61	SDM	25/29.4 (MCS11)	Pass	Pass
	6625	135	ax (80MHz)	242	62	SDM	25/29.4 (MCS11)	Pass	Pass
	6625	135	ax (80MHz)	242	64	SDM	25/29.4 (MCS11)	Pass	Pass
	6705	151	ax (80MHz)	242	61	SDM	25/29.4 (MCS11)	Pass	Pass
	6705	151	ax (80MHz)	242	62	SDM	25/29.4 (MCS11)	Pass	Pass
	6705	151	ax (80MHz)	242	64	SDM	25/29.4 (MCS11)	Pass	Pass
	6785	167	ax (80MHz)	242	61	SDM	25/29.4 (MCS11)	Pass	Pass
	6785	167	ax (80MHz)	242	62	SDM	25/29.4 (MCS11)	Pass	Pass
	6785	167	ax (80MHz)	242	64	SDM	25/29.4 (MCS11)	Pass	Pass
	6665	143	ax (160MHz)	242	61	SDM	25/29.4 (MCS11)	Pass	Pass
	6665	143	ax (160MHz)	242	62	SDM	25/29.4 (MCS11)	Pass	Pass
	6665	143	ax (160MHz)	242	64	SDM	25/29.4 (MCS11)	Pass	Pass

**Table 7-82. In Band Emission SDM Primary (Partially Loaded RU)**

FCC ID: BCGA3268	 <b>MEASUREMENT REPORT (CERTIFICATION)</b>		Approved by: Technical Manager
Test Report S/N: 1C2410210074-15-R1.BCG	Test Dates: 10/25/2024 - 1/24/2025	EUT Type: Tablet Device	Page 112 of 221

V 10.6 10/27/2023

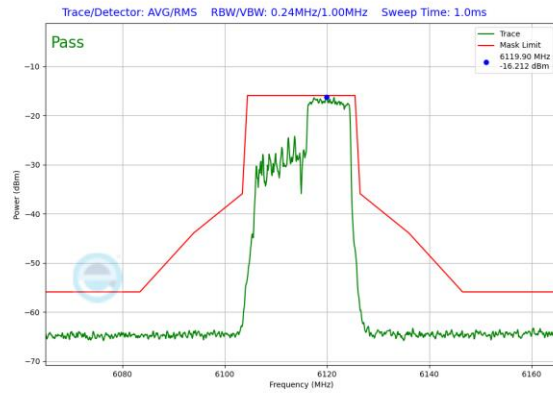
Unless otherwise specified, no part of this report may be reproduced or utilized in any part, form or by any means, electronic or mechanical, including photocopying and microfilm, without permission in writing from Element Washington DC LLC. If you have any questions about this or have an enquiry about obtaining additional rights to this report or assembly of contents thereof, please contact [ct.info@element.com](mailto:ct.info@element.com).

	Frequency [MHz]	Channel	802.11 MODE	RU Size	RU Index	Mode	Data Rate [Mbps]	Antenna WF7a In-Band Emission	Antenna WF2a In-Band Emission
Band 5	6115	33	ax (20MHz)	242	61	SDM	243.8/286.8 (MCS11)	Pass	Pass
	6255	61	ax (20MHz)	242	61	SDM	243.8/286.8 (MCS11)	Pass	Pass
	6415	93	ax (20MHz)	242	61	SDM	243.8/286.8 (MCS11)	Pass	Pass
	6125	35	ax (40MHz)	484	65	SDM	487.5/573.5 (MCS11)	Pass	Pass
	6245	59	ax (40MHz)	484	65	SDM	487.5/573.5 (MCS11)	Pass	Pass
	6405	91	ax (40MHz)	484	65	SDM	487.5/573.5 (MCS11)	Pass	Pass
	6145	39	ax (80MHz)	996	67	SDM	1020.8/1201 (MCS11)	Pass	Pass
	6225	55	ax (80MHz)	996	67	SDM	1020.8/1201 (MCS11)	Pass	Pass
	6385	87	ax (80MHz)	996	67	SDM	1020.8/1201 (MCS11)	Pass	Pass
	6185	47	ax (160MHz)	996	68	SDM	2041.6/2402 (MCS11)	Pass	Pass
Band 7	6345	79	ax (160MHz)	996	68	SDM	2041.6/2402 (MCS11)	Pass	Pass
	6535	117	ax (20MHz)	242	61	SDM	243.8/286.8 (MCS11)	Pass	Pass
	6695	149	ax (20MHz)	242	61	SDM	243.8/286.8 (MCS11)	Pass	Pass
	6855	181	ax (20MHz)	242	61	SDM	243.8/286.8 (MCS11)	Pass	Pass
	6565	123	ax (40MHz)	484	65	SDM	487.5/573.5 (MCS11)	Pass	Pass
	6725	155	ax (40MHz)	484	65	SDM	487.5/573.5 (MCS11)	Pass	Pass
	6845	179	ax (40MHz)	484	65	SDM	487.5/573.5 (MCS11)	Pass	Pass
	6625	135	ax (80MHz)	996	67	SDM	1020.8/1201 (MCS11)	Pass	Pass
	6705	151	ax (80MHz)	996	67	SDM	1020.8/1201 (MCS11)	Pass	Pass
	6785	167	ax (80MHz)	996	67	SDM	1020.8/1201 (MCS11)	Pass	Pass
	6665	143	ax (160MHz)	996	68	SDM	2041.6/2402 (MCS11)	Pass	Pass

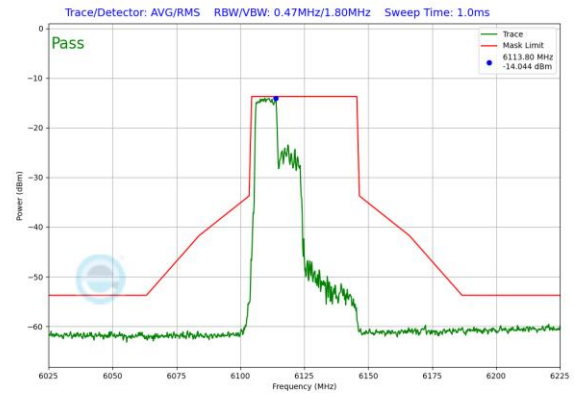
**Table 7-83. In Band Emission SDM Primary (Fully Loaded RU)**

<b>FCC ID:</b> BCGA3268		<b>MEASUREMENT REPORT (CERTIFICATION)</b>	<b>Approved by:</b> Technical Manager
<b>Test Report S/N:</b> 1C2410210074-15-R1.BCG	<b>Test Dates:</b> 10/25/2024 - 1/24/2025	<b>EUT Type:</b> Tablet Device	Page 113 of 221

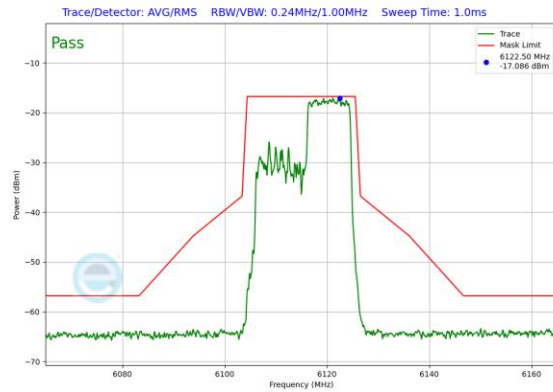
V 10.6 10/27/2023



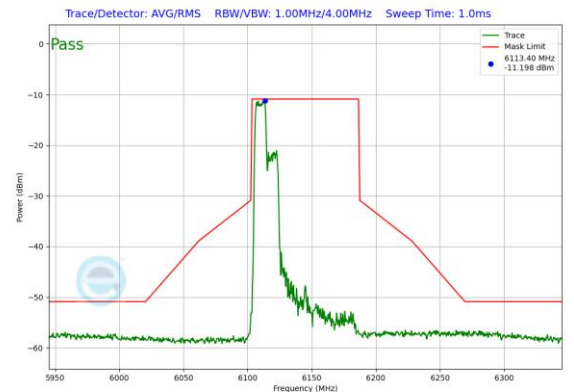
Plot 7-205. In Band Emission Plot Antenna WF7a (20MHz 802.11ax RU106 (UNII Band 5) – Ch. 33)



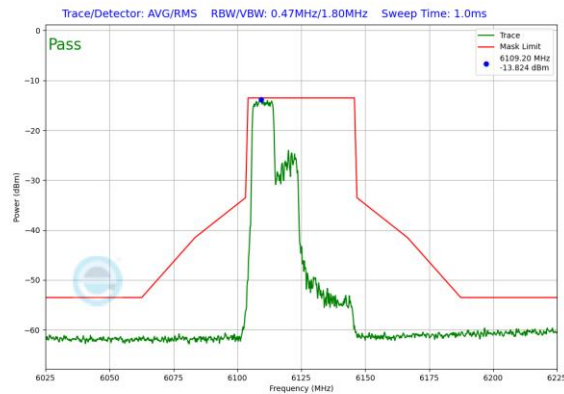
Plot 7-208. In Band Emission Plot Antenna WF2a (40MHz 802.11ax RU106 (UNII Band 5) – Ch. 35)



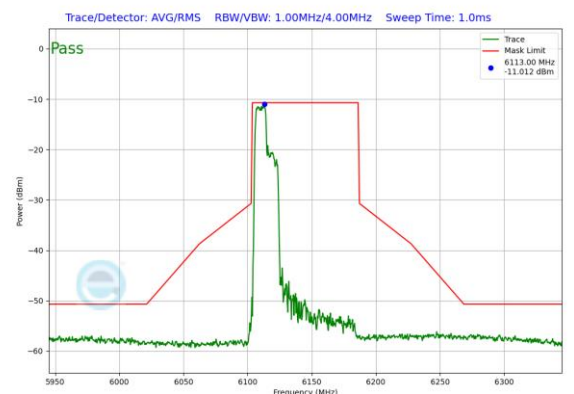
Plot 7-206. In Band Emission Plot Antenna WF2a (20MHz 802.11ax RU106 (UNII Band 5) – Ch. 33)



Plot 7-209. In Band Emission Plot Antenna WF7a (80MHz 802.11ax RU106 (UNII Band 5) – Ch. 39)



Plot 7-207. In Band Emission Plot Antenna WF7a (40MHz 802.11ax RU106 (UNII Band 5) – Ch. 35)

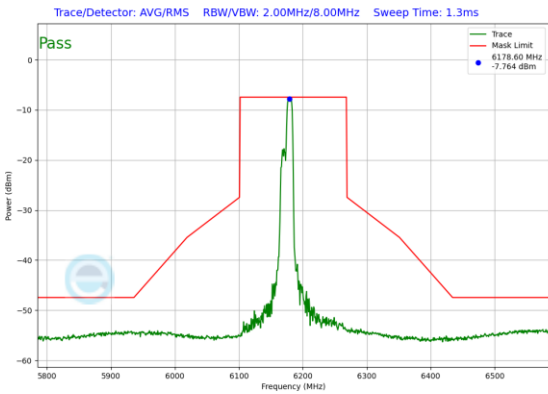


Plot 7-210. In Band Emission Plot Antenna WF2a (80MHz 802.11ax RU106 (UNII Band 5) – Ch. 39)

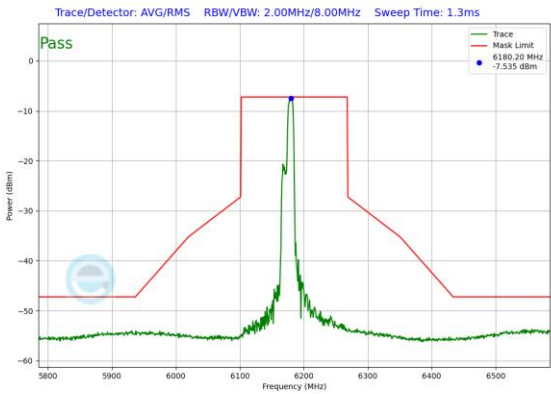
FCC ID: BCGA3268		MEASUREMENT REPORT (CERTIFICATION)	Approved by: Technical Manager
Test Report S/N: 1C2410210074-15-R1.BCG	Test Dates: 10/25/2024 - 1/24/2025	EUT Type: Tablet Device	Page 114 of 221

V 10.6 10/27/2023

Unless otherwise specified, no part of this report may be reproduced or utilized in any part, form or by any means, electronic or mechanical, including photocopying and microfilm, without permission in writing from Element Washington DC LLC. If you have any questions about this or have an enquiry about obtaining additional rights to this report or assembly of contents thereof, please contact [ct.info@element.com](mailto:ct.info@element.com).



Plot 7-211. In Band Emission Plot Antenna WF7a (160MHz 802.11ax RU106 (UNII Band 5) – Ch. 47)

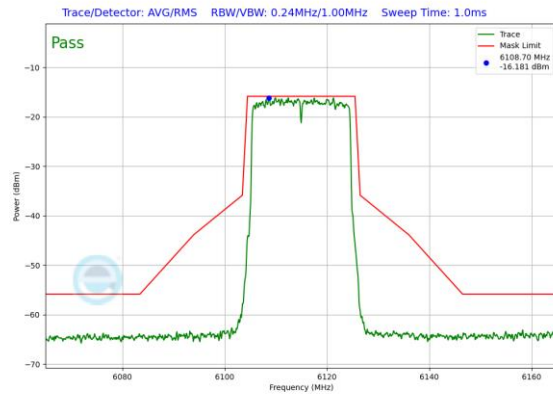


Plot 7-212. In Band Emission Plot Antenna WF2a (160MHz 802.11ax RU106 (UNII Band 5) – Ch. 47)

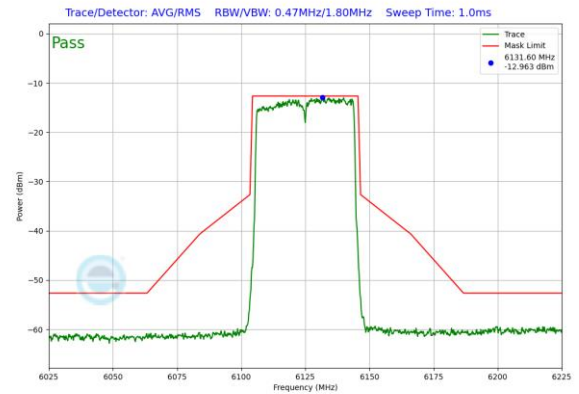
FCC ID: BCGA3268		MEASUREMENT REPORT (CERTIFICATION)	Approved by: Technical Manager
Test Report S/N: 1C2410210074-15-R1.BCG	Test Dates: 10/25/2024 - 1/24/2025	EUT Type: Tablet Device	Page 115 of 221

V 10.6 10/27/2023

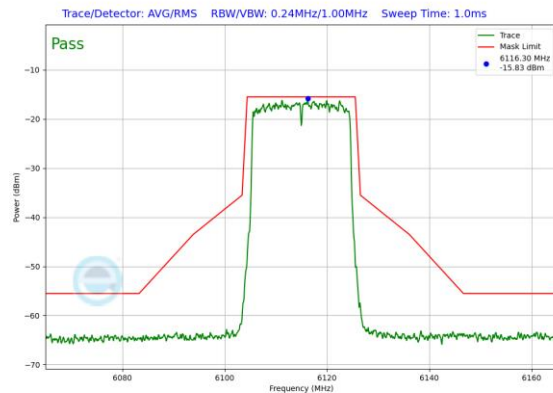
Unless otherwise specified, no part of this report may be reproduced or utilized in any part, form or by any means, electronic or mechanical, including photocopying and microfilm, without permission in writing from Element Washington DC LLC. If you have any questions about this or have an enquiry about obtaining additional rights to this report or assembly of contents thereof, please contact [ct.info@element.com](mailto:ct.info@element.com).



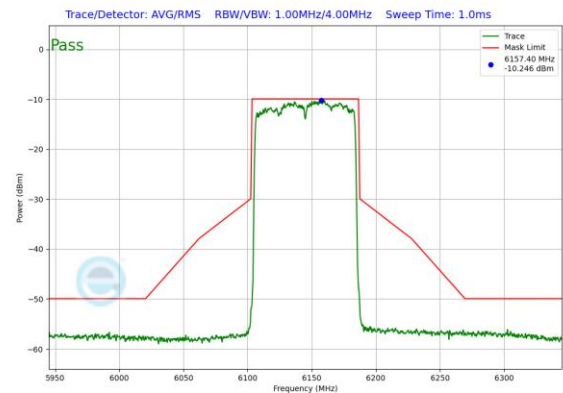
Plot 7-213. In Band Emission Plot Antenna WF7a (20MHz 802.11ax RU242 (UNII Band 5) – Ch. 33)



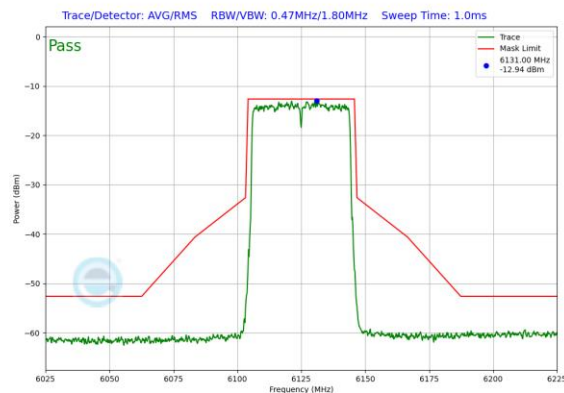
Plot 7-216. In Band Emission Plot Antenna WF2a (40MHz 802.11ax RU484 (UNII Band 5) – Ch. 35)



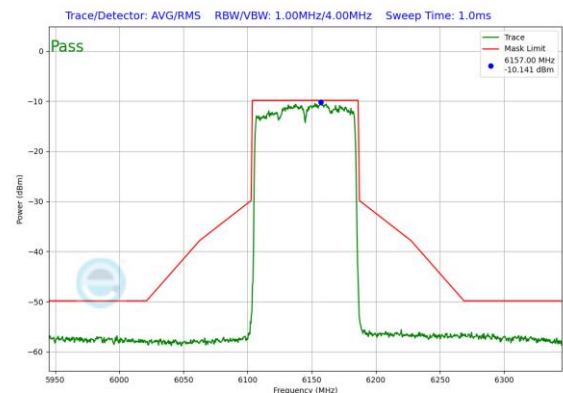
Plot 7-214. In Band Emission Plot Antenna WF2a (20MHz 802.11ax RU242 (UNII Band 5) – Ch. 33)



Plot 7-217. In Band Emission Plot Antenna WF7a (80MHz 802.11ax RU996 (UNII Band 5) – Ch. 39)



Plot 7-215. In Band Emission Plot Antenna WF7a (40MHz 802.11ax RU484 (UNII Band 5) – Ch. 35)

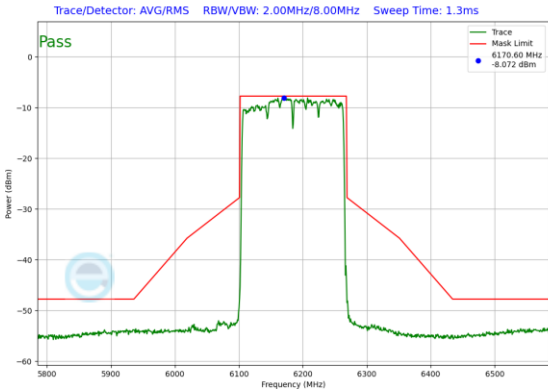


Plot 7-218. In Band Emission Plot Antenna WF2a (80MHz 802.11ax RU996 (UNII Band 5) – Ch. 39)

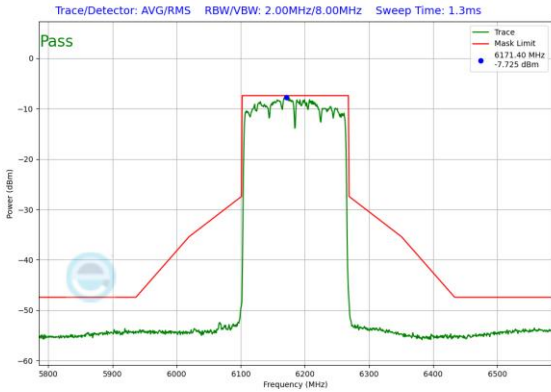
FCC ID: BCGA3268		MEASUREMENT REPORT (CERTIFICATION)	Approved by: Technical Manager
Test Report S/N: 1C2410210074-15-R1.BCG	Test Dates: 10/25/2024 - 1/24/2025	EUT Type: Tablet Device	Page 116 of 221

V 10.6 10/27/2023

Unless otherwise specified, no part of this report may be reproduced or utilized in any part, form or by any means, electronic or mechanical, including photocopying and microfilm, without permission in writing from Element Washington DC LLC. If you have any questions about this or have an enquiry about obtaining additional rights to this report or assembly of contents thereof, please contact [ct.info@element.com](mailto:ct.info@element.com).



Plot 7-219. In Band Emission Plot Antenna WF7a (160MHz 802.11ax RU996x2 (UNII Band 5) – Ch. 47)



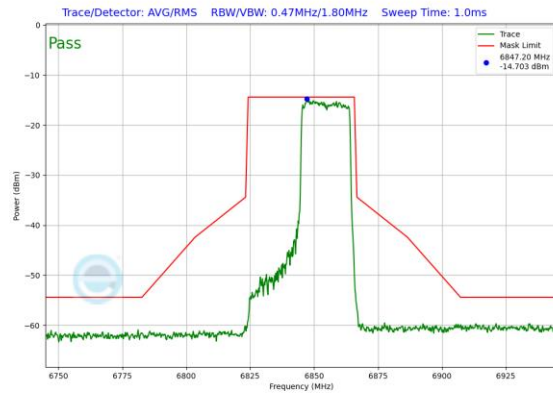
Plot 7-220. In Band Emission Plot Antenna WF2a (160MHz 802.11ax RU996x2 (UNII Band 5) – Ch. 47)

FCC ID: BCGA3268		MEASUREMENT REPORT (CERTIFICATION)	Approved by: Technical Manager
Test Report S/N: 1C2410210074-15-R1.BCG	Test Dates: 10/25/2024 - 1/24/2025	EUT Type: Tablet Device	Page 117 of 221

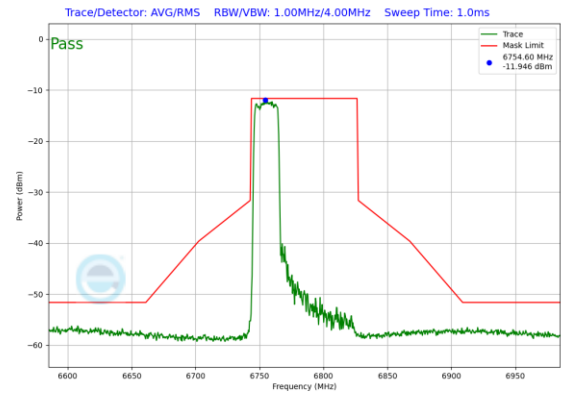
V 10.6 10/27/2023

Unless otherwise specified, no part of this report may be reproduced or utilized in any part, form or by any means, electronic or mechanical, including photocopying and microfilm, without permission in writing from Element Washington DC LLC. If you have any questions about this or have an enquiry about obtaining additional rights to this report or assembly of contents thereof, please contact [ct.info@element.com](mailto:ct.info@element.com).

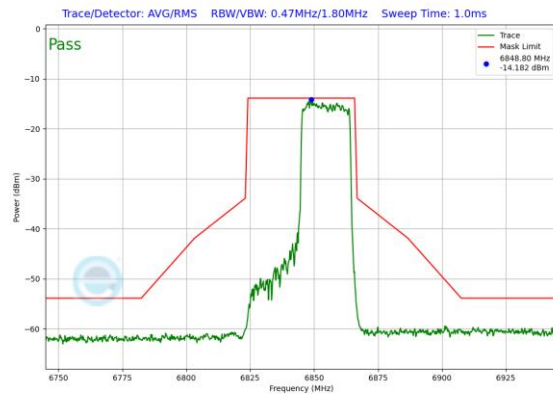




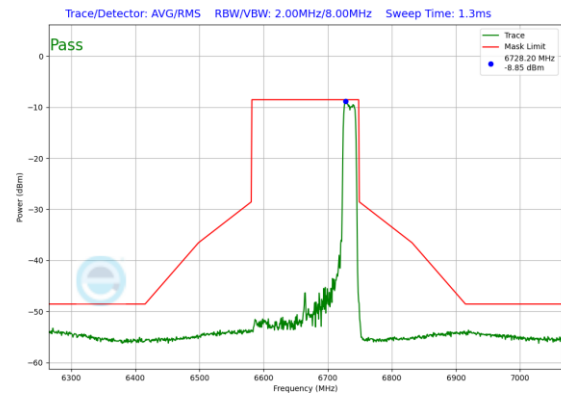
Plot 7-221. In Band Emission Plot Antenna WF7a (40MHz 802.11ax RU242 (UNII Band 7) – Ch. 179)



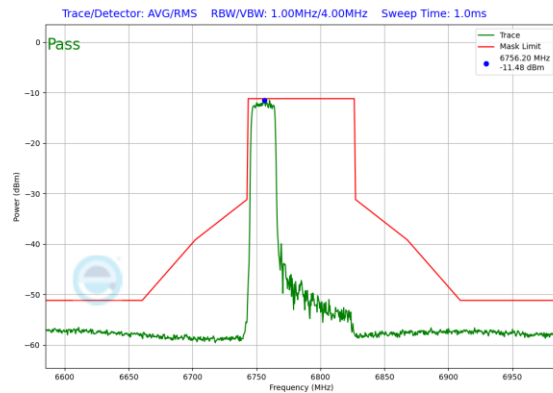
Plot 7-224. In Band Emission Plot Antenna WF2a (80MHz 802.11ax RU242 (UNII Band 7) – Ch. 167)



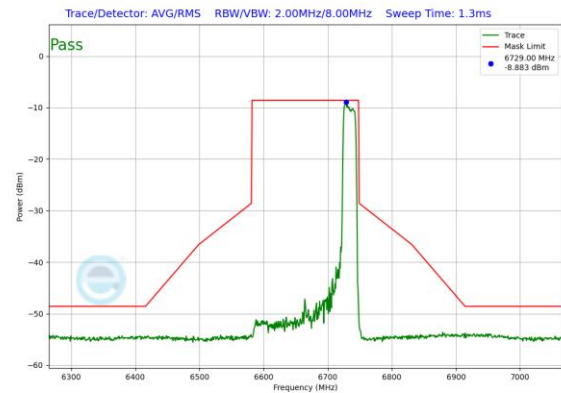
Plot 7-222. In Band Emission Plot Antenna WF2a (40MHz 802.11ax RU242 (UNII Band 7) – Ch. 179)



Plot 7-225. In Band Emission Plot Antenna WF7a (160MHz 802.11ax RU242 (UNII Band 7) – Ch. 143)



Plot 7-223. In Band Emission Plot Antenna WF7a (80MHz 802.11ax RU242 (UNII Band 7) – Ch. 167)

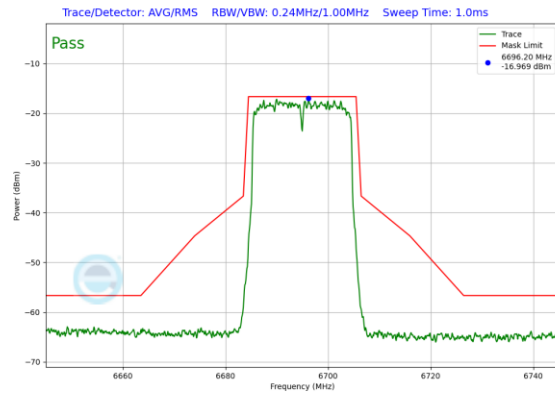


Plot 7-226. In Band Emission Plot Antenna WF2a (160MHz 802.11ax RU242 (UNII Band 7) – Ch. 143)

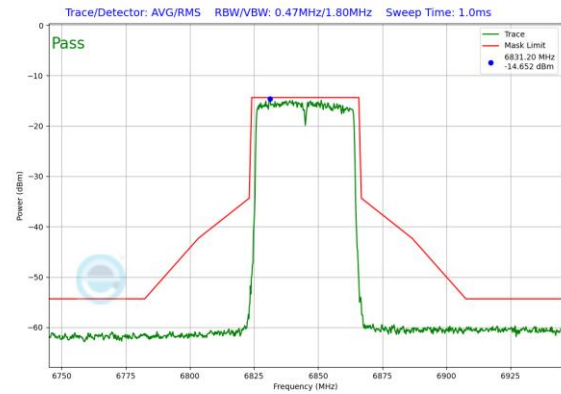
FCC ID: BCGA3268		MEASUREMENT REPORT (CERTIFICATION)	Approved by: Technical Manager
Test Report S/N: 1C2410210074-15-R1.BCG	Test Dates: 10/25/2024 - 1/24/2025	EUT Type: Tablet Device	Page 118 of 221

V 10.6 10/27/2023

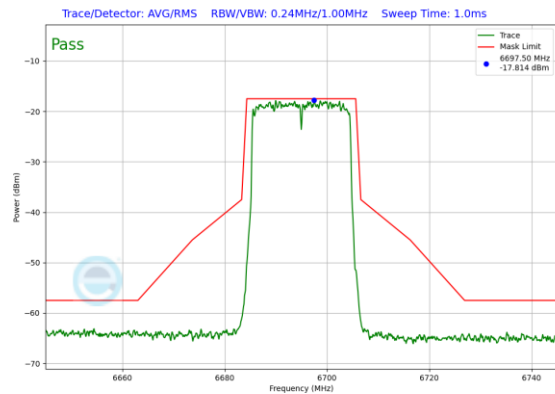
Unless otherwise specified, no part of this report may be reproduced or utilized in any part, form or by any means, electronic or mechanical, including photocopying and microfilm, without permission in writing from Element Washington DC LLC. If you have any questions about this or have an enquiry about obtaining additional rights to this report or assembly of contents thereof, please contact [ct.info@element.com](mailto:ct.info@element.com).



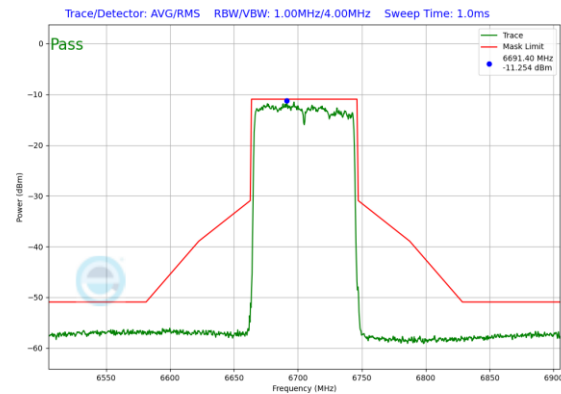
Plot 7-227. In Band Emission Plot Antenna WF7a (20MHz 802.11ax RU242 (UNII Band 7) – Ch. 149)



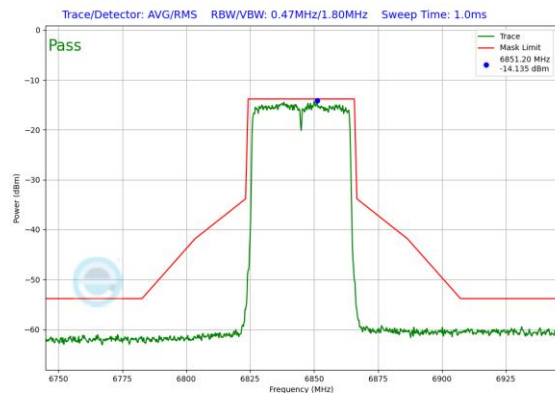
Plot 7-230. In Band Emission Plot Antenna WF2a (40MHz 802.11ax RU484 (UNII Band 7) – Ch. 179)



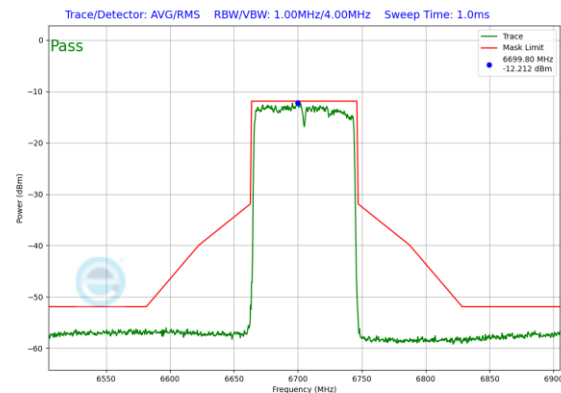
Plot 7-228. In Band Emission Plot Antenna WF2a (20MHz 802.11ax RU242 (UNII Band 7) – Ch. 149)



Plot 7-231. In Band Emission Plot Antenna WF7a (80MHz 802.11ax RU996 (UNII Band 7) – Ch. 151)

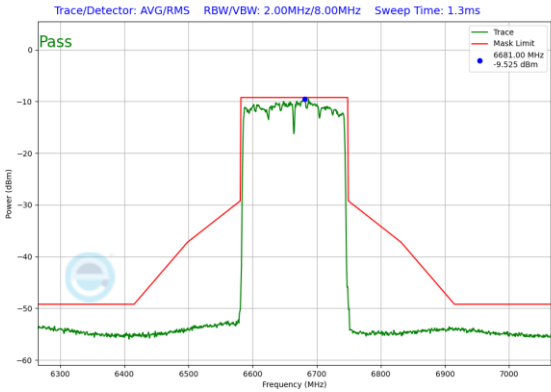


Plot 7-229. In Band Emission Plot Antenna WF7a (40MHz 802.11ax RU484 (UNII Band 7) – Ch. 179)

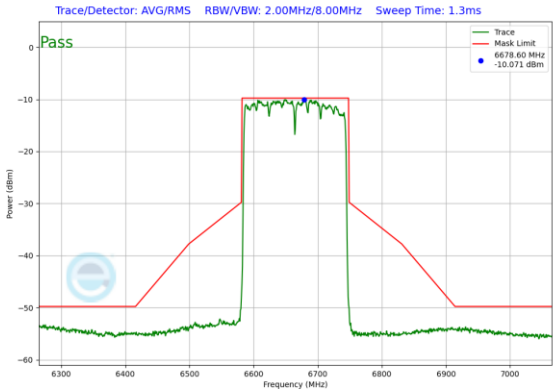


Plot 7-232. In Band Emission Plot Antenna WF2a (80MHz 802.11ax RU996 (UNII Band 7) – Ch. 151)

FCC ID: BCGA3268		MEASUREMENT REPORT (CERTIFICATION)	Approved by: Technical Manager
Test Report S/N: 1C2410210074-15-R1.BCG	Test Dates: 10/25/2024 - 1/24/2025	EUT Type: Tablet Device	Page 119 of 221



Plot 7-233. In Band Emission Plot Antenna WF7a (160MHz 802.11ax RU996x2 (UNII Band 7) – Ch. 143)



Plot 7-234. In Band Emission Plot Antenna WF2a (160MHz 802.11ax RU996x2 (UNII Band 7) – Ch. 143)

FCC ID: BCGA3268		MEASUREMENT REPORT (CERTIFICATION)	Approved by: Technical Manager
Test Report S/N: 1C2410210074-15-R1.BCG	Test Dates: 10/25/2024 - 1/24/2025	EUT Type: Tablet Device	Page 120 of 221

## 7.5.5 SDM Diversity In-Band Emission Measurements – VLP

	Frequency [MHz]	Channel	802.11 MODE	RU Size	RU Index	Mode	Data Rate [Mbps]	Antenna WF7b In-Band Emission	Antenna WF2a In-Band Emission
Band 5	6115	33	ax (20MHz)	106	53	SDM	25/29.4 (MCS11)	Pass	Pass
	6115	33	ax (20MHz)	106	54	SDM	25/29.4 (MCS11)	Pass	Pass
	6255	61	ax (20MHz)	106	53	SDM	25/29.4 (MCS11)	Pass	Pass
	6255	61	ax (20MHz)	106	54	SDM	25/29.4 (MCS11)	Pass	Pass
	6415	93	ax (20MHz)	106	53	SDM	25/29.4 (MCS11)	Pass	Pass
	6415	93	ax (20MHz)	106	54	SDM	25/29.4 (MCS11)	Pass	Pass
	6125	35	ax (40MHz)	106	53	SDM	25/29.4 (MCS11)	Pass	Pass
	6125	35	ax (40MHz)	106	54	SDM	25/29.4 (MCS11)	Pass	Pass
	6125	35	ax (40MHz)	106	56	SDM	25/29.4 (MCS11)	Pass	Pass
	6245	59	ax (40MHz)	106	53	SDM	25/29.4 (MCS11)	Pass	Pass
	6245	59	ax (40MHz)	106	54	SDM	25/29.4 (MCS11)	Pass	Pass
	6245	59	ax (40MHz)	106	56	SDM	25/29.4 (MCS11)	Pass	Pass
	6405	91	ax (40MHz)	106	53	SDM	25/29.4 (MCS11)	Pass	Pass
	6405	91	ax (40MHz)	106	54	SDM	25/29.4 (MCS11)	Pass	Pass
	6405	91	ax (40MHz)	106	56	SDM	25/29.4 (MCS11)	Pass	Pass
	6145	39	ax (80MHz)	106	53	SDM	25/29.4 (MCS11)	Pass	Pass
	6145	39	ax (80MHz)	106	56	SDM	25/29.4 (MCS11)	Pass	Pass
	6145	39	ax (80MHz)	106	60	SDM	25/29.4 (MCS11)	Pass	Pass
	6225	55	ax (80MHz)	106	53	SDM	25/29.4 (MCS11)	Pass	Pass
	6225	55	ax (80MHz)	106	56	SDM	25/29.4 (MCS11)	Pass	Pass
	6225	55	ax (80MHz)	106	60	SDM	25/29.4 (MCS11)	Pass	Pass
	6385	87	ax (80MHz)	106	53	SDM	25/29.4 (MCS11)	Pass	Pass
	6385	87	ax (80MHz)	106	56	SDM	25/29.4 (MCS11)	Pass	Pass
	6385	87	ax (80MHz)	106	60	SDM	25/29.4 (MCS11)	Pass	Pass
Band 7	6185	47	ax (160MHz)	106	53	SDM	25/29.4 (MCS11)	Pass	Pass
	6185	47	ax (160MHz)	106	56	SDM	25/29.4 (MCS11)	Pass	Pass
	6185	47	ax (160MHz)	106	60	SDM	25/29.4 (MCS11)	Pass	Pass
	6345	79	ax (160MHz)	106	53	SDM	25/29.4 (MCS11)	Pass	Pass
	6345	79	ax (160MHz)	106	56	SDM	25/29.4 (MCS11)	Pass	Pass
	6345	79	ax (160MHz)	106	60	SDM	25/29.4 (MCS11)	Pass	Pass
	6565	123	ax (40MHz)	242	61	SDM	25/29.4 (MCS11)	Pass	Pass
	6565	123	ax (40MHz)	242	62	SDM	25/29.4 (MCS11)	Pass	Pass
	6725	155	ax (40MHz)	242	61	SDM	25/29.4 (MCS11)	Pass	Pass
	6725	155	ax (40MHz)	242	62	SDM	25/29.4 (MCS11)	Pass	Pass
	6845	179	ax (40MHz)	242	61	SDM	25/29.4 (MCS11)	Pass	Pass
	6845	179	ax (40MHz)	242	62	SDM	25/29.4 (MCS11)	Pass	Pass
	6625	135	ax (80MHz)	242	61	SDM	25/29.4 (MCS11)	Pass	Pass
	6625	135	ax (80MHz)	242	62	SDM	25/29.4 (MCS11)	Pass	Pass
	6625	135	ax (80MHz)	242	64	SDM	25/29.4 (MCS11)	Pass	Pass
	6705	151	ax (80MHz)	242	61	SDM	25/29.4 (MCS11)	Pass	Pass
	6705	151	ax (80MHz)	242	62	SDM	25/29.4 (MCS11)	Pass	Pass
	6705	151	ax (80MHz)	242	64	SDM	25/29.4 (MCS11)	Pass	Pass
	6785	167	ax (80MHz)	242	61	SDM	25/29.4 (MCS11)	Pass	Pass
	6785	167	ax (80MHz)	242	62	SDM	25/29.4 (MCS11)	Pass	Pass
	6785	167	ax (80MHz)	242	64	SDM	25/29.4 (MCS11)	Pass	Pass
	6665	143	ax (160MHz)	242	61	SDM	25/29.4 (MCS11)	Pass	Pass
	6665	143	ax (160MHz)	242	62	SDM	25/29.4 (MCS11)	Pass	Pass
	6665	143	ax (160MHz)	242	64	SDM	25/29.4 (MCS11)	Pass	Pass

Table 7-84. In Band Emission SDM Diversity (Partially Loaded RU)

FCC ID: BCGA3268	 <b>MEASUREMENT REPORT (CERTIFICATION)</b>		Approved by: Technical Manager
Test Report S/N: 1C2410210074-15-R1.BCG	Test Dates: 10/25/2024 - 1/24/2025	EUT Type: Tablet Device	Page 121 of 221

V 10.6 10/27/2023

Unless otherwise specified, no part of this report may be reproduced or utilized in any part, form or by any means, electronic or mechanical, including photocopying and microfilm, without permission in writing from Element Washington DC LLC. If you have any questions about this or have an enquiry about obtaining additional rights to this report or assembly of contents thereof, please contact [ct.info@element.com](mailto:ct.info@element.com).

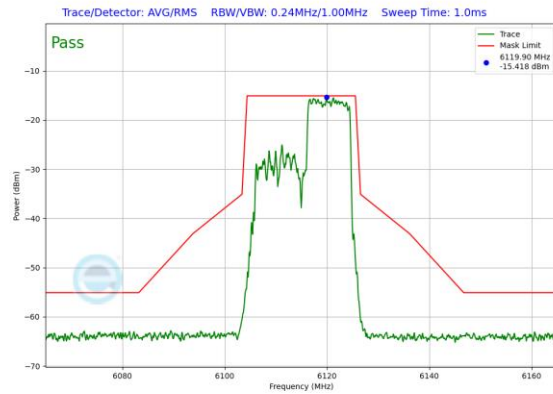
	Frequency [MHz]	Channel	802.11 MODE	RU Size	RU Index	Mode	Data Rate [Mbps]	Antenna WF7b In-Band Emission	Antenna WF2a In-Band Emission
Band 5	6115	33	ax (20MHz)	242	61	SDM	243.8/286.8 (MCS11)	Pass	Pass
	6255	61	ax (20MHz)	242	61	SDM	243.8/286.8 (MCS11)	Pass	Pass
	6415	93	ax (20MHz)	242	61	SDM	243.8/286.8 (MCS11)	Pass	Pass
	6125	35	ax (40MHz)	484	65	SDM	487.5/573.5 (MCS11)	Pass	Pass
	6245	59	ax (40MHz)	484	65	SDM	487.5/573.5 (MCS11)	Pass	Pass
	6405	91	ax (40MHz)	484	65	SDM	487.5/573.5 (MCS11)	Pass	Pass
	6145	39	ax (80MHz)	996	67	SDM	1020.8/1201 (MCS11)	Pass	Pass
	6225	55	ax (80MHz)	996	67	SDM	1020.8/1201 (MCS11)	Pass	Pass
	6385	87	ax (80MHz)	996	67	SDM	1020.8/1201 (MCS11)	Pass	Pass
	6185	47	ax (160MHz)	996	68	SDM	2041.6/2402 (MCS11)	Pass	Pass
Band 7	6345	79	ax (160MHz)	996	68	SDM	2041.6/2402 (MCS11)	Pass	Pass
	6535	117	ax (20MHz)	242	61	SDM	243.8/286.8 (MCS11)	Pass	Pass
	6695	149	ax (20MHz)	242	61	SDM	243.8/286.8 (MCS11)	Pass	Pass
	6855	181	ax (20MHz)	242	61	SDM	243.8/286.8 (MCS11)	Pass	Pass
	6565	123	ax (40MHz)	484	65	SDM	487.5/573.5 (MCS11)	Pass	Pass
	6725	155	ax (40MHz)	484	65	SDM	487.5/573.5 (MCS11)	Pass	Pass
	6845	179	ax (40MHz)	484	65	SDM	487.5/573.5 (MCS11)	Pass	Pass
	6625	135	ax (80MHz)	996	67	SDM	1020.8/1201 (MCS11)	Pass	Pass
	6705	151	ax (80MHz)	996	67	SDM	1020.8/1201 (MCS11)	Pass	Pass
	6785	167	ax (80MHz)	996	67	SDM	1020.8/1201 (MCS11)	Pass	Pass
	6665	143	ax (160MHz)	996	68	SDM	2041.6/2402 (MCS11)	Pass	Pass

**Table 7-85. In Band Emission SDM Diversity (Fully Loaded RU)**

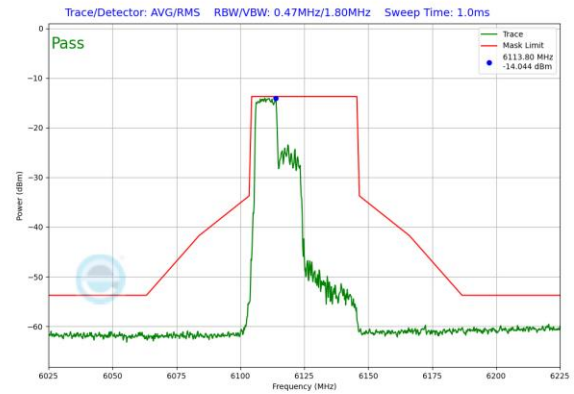
<b>FCC ID:</b> BCGA3268		<b>MEASUREMENT REPORT (CERTIFICATION)</b>	<b>Approved by:</b> Technical Manager
<b>Test Report S/N:</b> 1C2410210074-15-R1.BCG	<b>Test Dates:</b> 10/25/2024 - 1/24/2025	<b>EUT Type:</b> Tablet Device	Page 122 of 221

V 10.6 10/27/2023

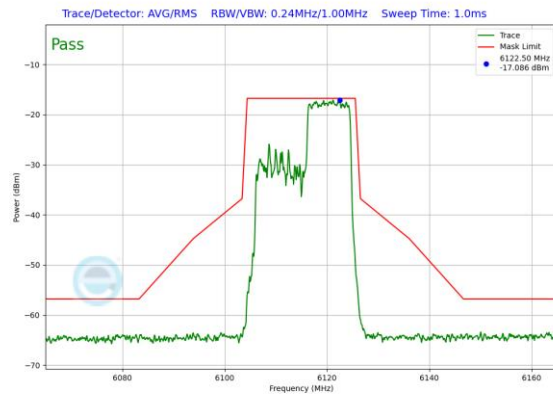
Unless otherwise specified, no part of this report may be reproduced or utilized in any part, form or by any means, electronic or mechanical, including photocopying and microfilm, without permission in writing from Element Washington DC LLC. If you have any questions about this or have an enquiry about obtaining additional rights to this report or assembly of contents thereof, please contact [ct.info@element.com](mailto:ct.info@element.com).



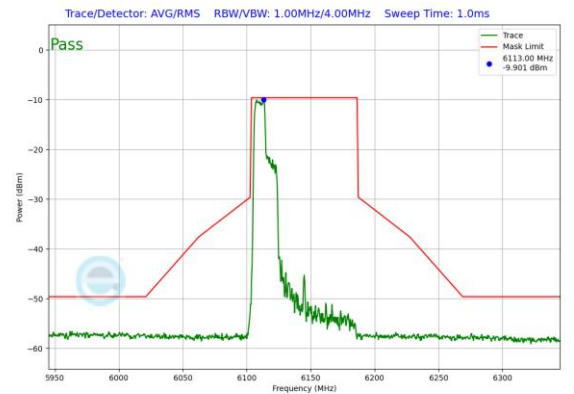
Plot 7-235. In Band Emission Plot Antenna WF7b (20MHz 802.11ax RU106 (UNII Band 5) – Ch. 33)



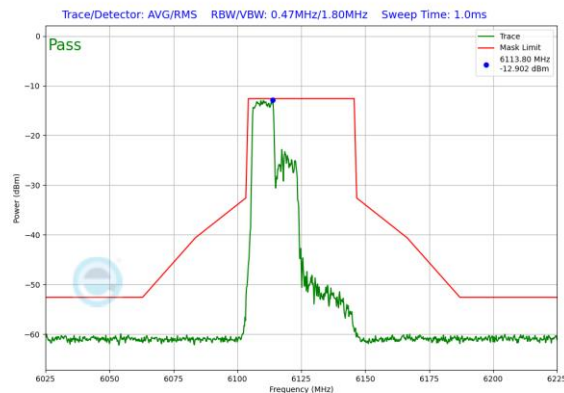
Plot 7-238. In Band Emission Plot Antenna WF2a (40MHz 802.11ax RU106 (UNII Band 5) – Ch. 35)



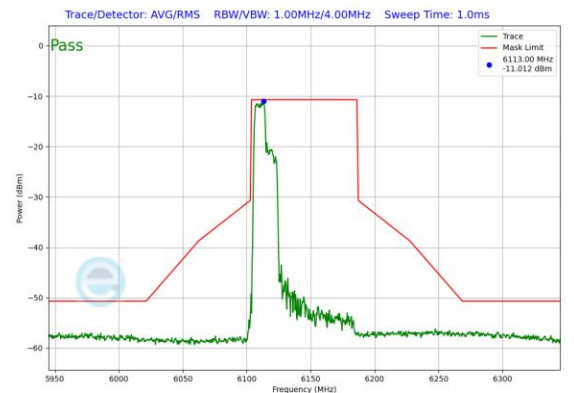
Plot 7-236. In Band Emission Plot Antenna WF2a (20MHz 802.11ax RU106 (UNII Band 5) – Ch. 33)



Plot 7-239. In Band Emission Plot Antenna WF7b (80MHz 802.11ax RU106 (UNII Band 5) – Ch. 39)



Plot 7-237. In Band Emission Plot Antenna WF7b (40MHz 802.11ax RU106 (UNII Band 5) – Ch. 35)

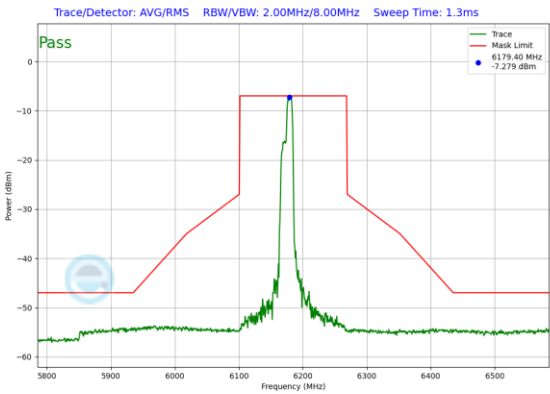


Plot 7-240. In Band Emission Plot Antenna WF2a (80MHz 802.11ax RU106 (UNII Band 5) – Ch. 39)

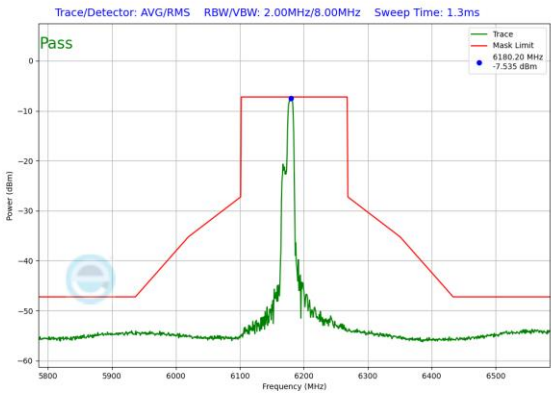
FCC ID: BCGA3268		MEASUREMENT REPORT (CERTIFICATION)	Approved by: Technical Manager
Test Report S/N: 1C2410210074-15-R1.BCG	Test Dates: 10/25/2024 - 1/24/2025	EUT Type: Tablet Device	Page 123 of 221

V 10.6 10/27/2023

Unless otherwise specified, no part of this report may be reproduced or utilized in any part, form or by any means, electronic or mechanical, including photocopying and microfilm, without permission in writing from Element Washington DC LLC. If you have any questions about this or have an enquiry about obtaining additional rights to this report or assembly of contents thereof, please contact [ct.info@element.com](mailto:ct.info@element.com).



Plot 7-241. In Band Emission Plot Antenna WF7b (160MHz 802.11ax RU106 (UNII Band 5) – Ch. 47)



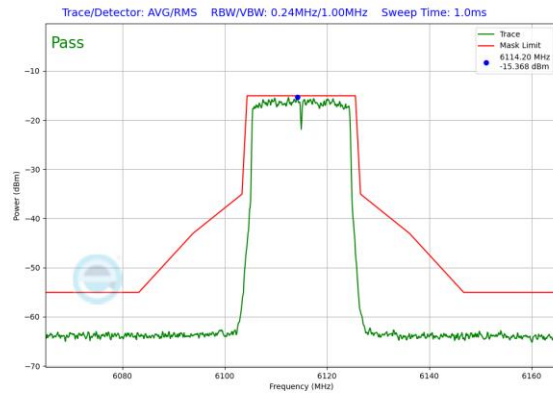
Plot 7-242. In Band Emission Plot Antenna WF2a (160MHz 802.11ax RU106 (UNII Band 5) – Ch. 47)

FCC ID: BCGA3268		MEASUREMENT REPORT (CERTIFICATION)	Approved by: Technical Manager
Test Report S/N: 1C2410210074-15-R1.BCG	Test Dates: 10/25/2024 - 1/24/2025	EUT Type: Tablet Device	Page 124 of 221

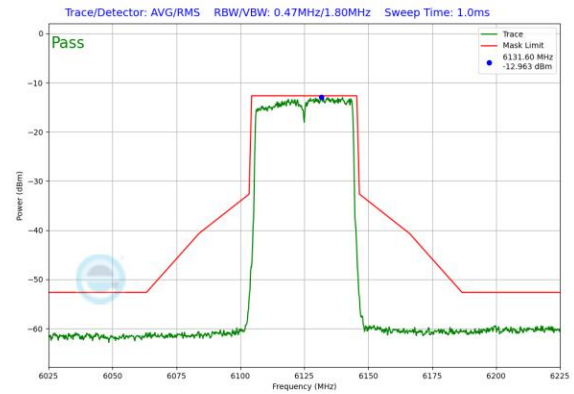
V 10.6 10/27/2023

Unless otherwise specified, no part of this report may be reproduced or utilized in any part, form or by any means, electronic or mechanical, including photocopying and microfilm, without permission in writing from Element Washington DC LLC. If you have any questions about this or have an enquiry about obtaining additional rights to this report or assembly of contents thereof, please contact [ct.info@element.com](mailto:ct.info@element.com).

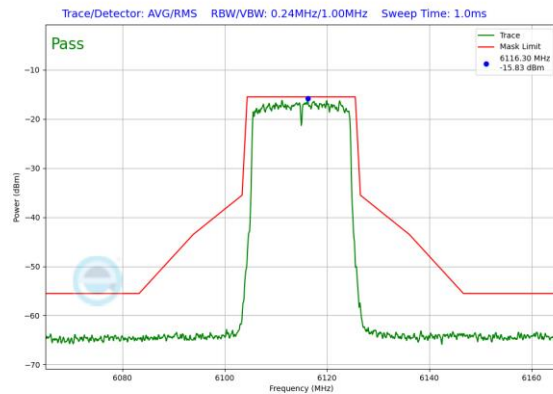




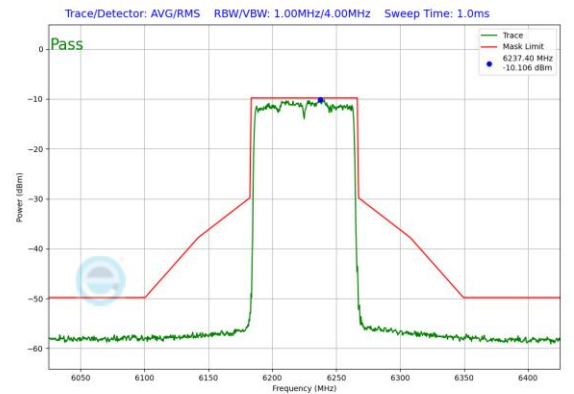
Plot 7-243. In Band Emission Plot Antenna WF7b (20MHz 802.11ax RU242 (UNII Band 5) – Ch. 33)



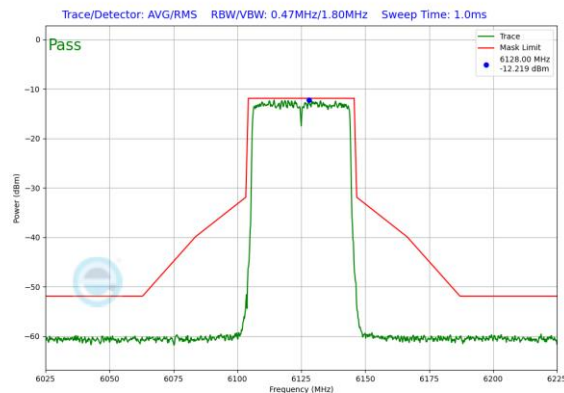
Plot 7-246. In Band Emission Plot Antenna WF2a (40MHz 802.11ax RU484 (UNII Band 5) – Ch. 35)



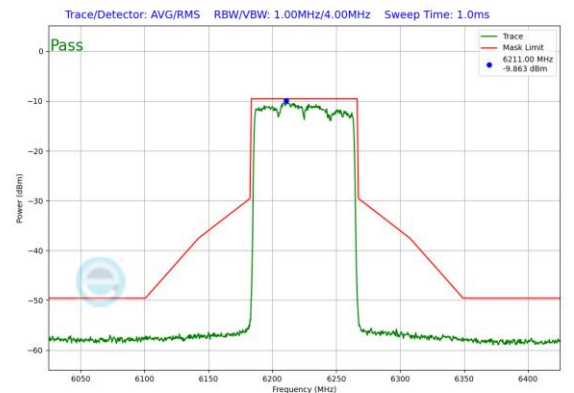
Plot 7-244. In Band Emission Plot Antenna WF2a (20MHz 802.11ax RU242 (UNII Band 5) – Ch. 33)



Plot 7-247. In Band Emission Plot Antenna WF7b (80MHz 802.11ax RU996 (UNII Band 5) – Ch. 55)



Plot 7-245. In Band Emission Plot Antenna WF7b (40MHz 802.11ax RU484 (UNII Band 5) – Ch. 35)



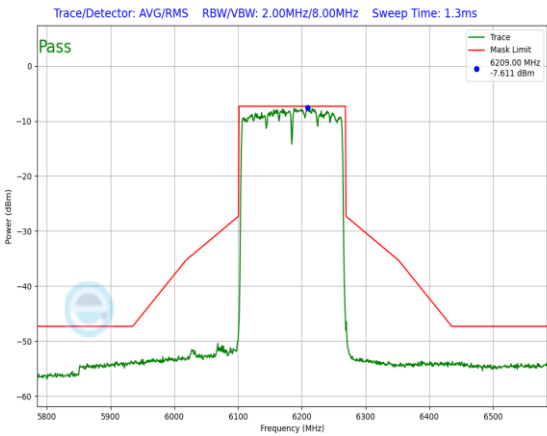
Plot 7-248. In Band Emission Plot Antenna WF2a (80MHz 802.11ax RU996 (UNII Band 5) – Ch. 55)

FCC ID: BCGA3268		MEASUREMENT REPORT (CERTIFICATION)	Approved by: Technical Manager
Test Report S/N: 1C2410210074-15-R1.BCG	Test Dates: 10/25/2024 - 1/24/2025	EUT Type: Tablet Device	Page 125 of 221

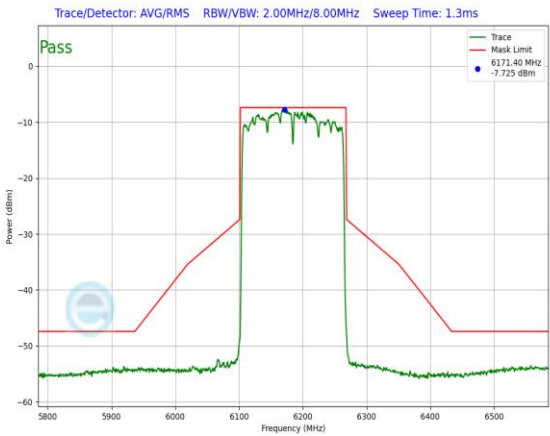
V 10.6 10/27/2023

Unless otherwise specified, no part of this report may be reproduced or utilized in any part, form or by any means, electronic or mechanical, including photocopying and microfilm, without permission in writing from Element Washington DC LLC. If you have any questions about this or have an enquiry about obtaining additional rights to this report or assembly of contents thereof, please contact [ct.info@element.com](mailto:ct.info@element.com).



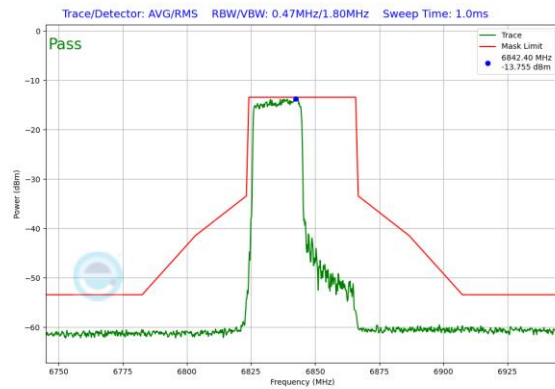


Plot 7-249. In Band Emission Plot Antenna WF7b (160MHz 802.11ax RU996x2 (UNII Band 5) – Ch. 47)

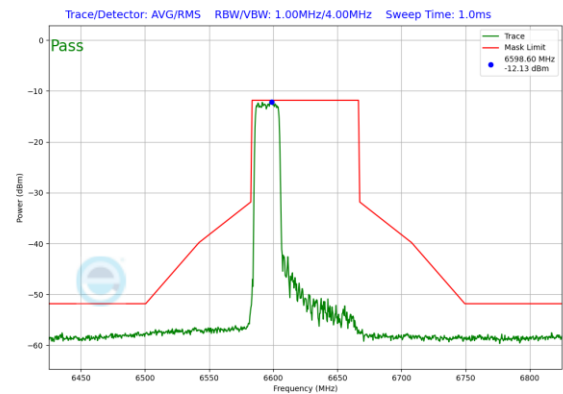


Plot 7-250. In Band Emission Plot Antenna WF2a (160MHz 802.11ax RU996x2 (UNII Band 5) – Ch. 47)

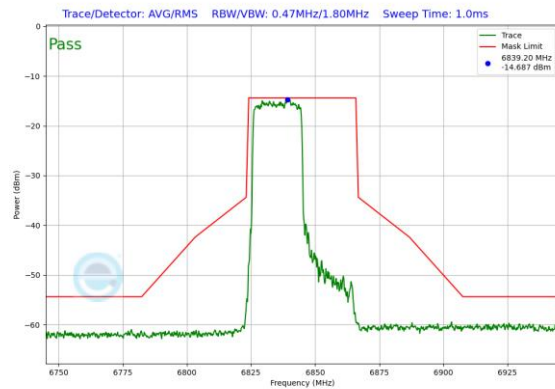
FCC ID: BCGA3268		MEASUREMENT REPORT (CERTIFICATION)	Approved by: Technical Manager
Test Report S/N: 1C2410210074-15-R1.BCG	Test Dates: 10/25/2024 - 1/24/2025	EUT Type: Tablet Device	Page 126 of 221



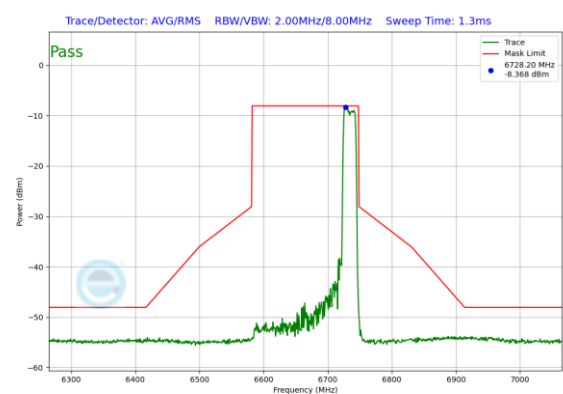
Plot 7-251. In Band Emission Plot Antenna WF7b (40MHz 802.11ax RU242 (UNII Band 7) – Ch. 179)



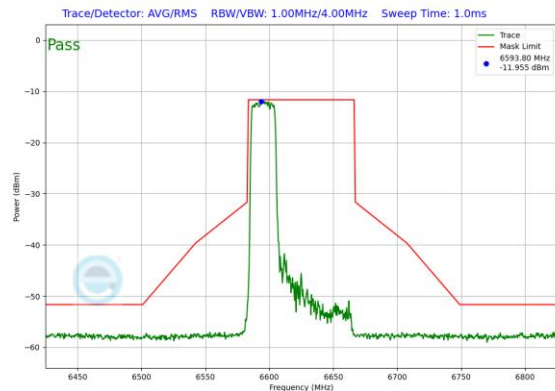
Plot 7-254. In Band Emission Plot Antenna WF2a (80MHz 802.11ax RU242 (UNII Band 7) – Ch. 135)



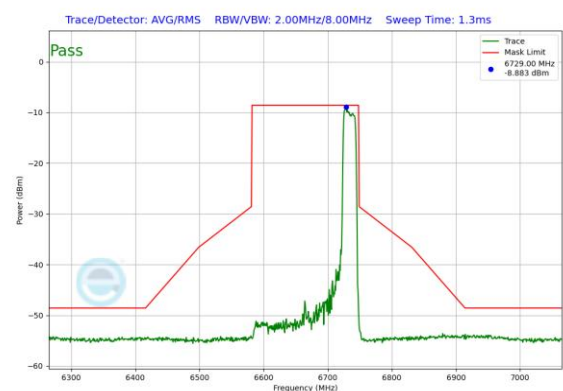
Plot 7-252. In Band Emission Plot Antenna WF2a (40MHz 802.11ax RU242 (UNII Band 7) – Ch. 179)



Plot 7-255. In Band Emission Plot Antenna WF7b (160MHz 802.11ax RU242 (UNII Band 7) – Ch. 143)



Plot 7-253. In Band Emission Plot Antenna WF7b (80MHz 802.11ax RU242 (UNII Band 7) – Ch. 135)



Plot 7-256. In Band Emission Plot Antenna WF2a (160MHz 802.11ax RU242 (UNII Band 7) – Ch. 143)

FCC ID: BCGA3268		MEASUREMENT REPORT (CERTIFICATION)	Approved by: Technical Manager
Test Report S/N: 1C2410210074-15-R1.BCG	Test Dates: 10/25/2024 - 1/24/2025	EUT Type: Tablet Device	Page 127 of 221

V 10.6 10/27/2023

Unless otherwise specified, no part of this report may be reproduced or utilized in any part, form or by any means, electronic or mechanical, including photocopying and microfilm, without permission in writing from Element Washington DC LLC. If you have any questions about this or have an enquiry about obtaining additional rights to this report or assembly of contents thereof, please contact [ct.info@element.com](mailto:ct.info@element.com).