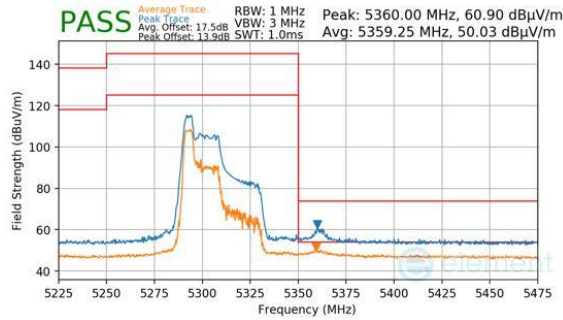
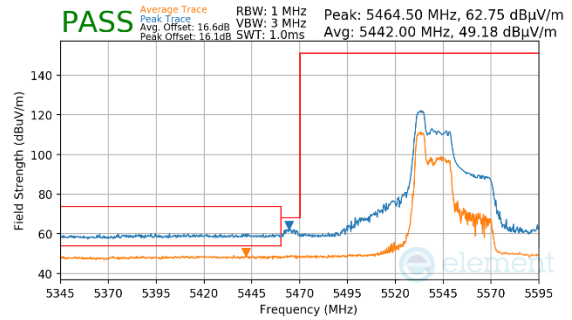


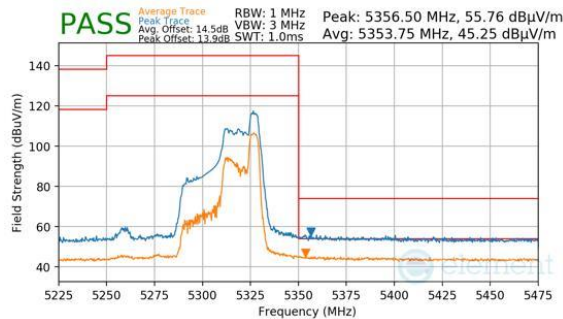
RU52



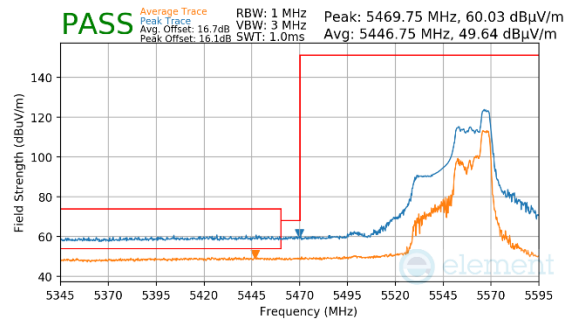
Plot 7-176. Antenna WF7a (Peak & Average, RU52, Index 37, Ch.62, MCS11)



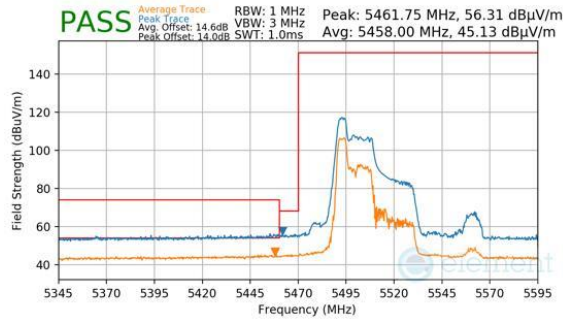
Plot 7-179. Antenna WF7a (Peak & Average, RU52, Index 44, Ch.110, MCS11)



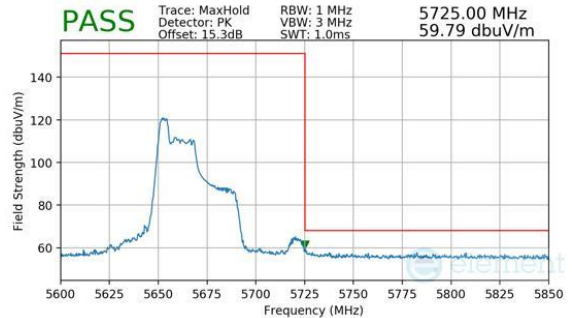
Plot 7-177. Antenna WF7a (Peak & Average, RU52, Index 44, Ch.62, MCS11)



Plot 7-180. Antenna WF7a (Peak & Average, RU52, Index 44, Ch.110, MCS11)



Plot 7-178. Antenna WF7a (Peak & Average, RU52, Index 37, Ch.102, MCS11)

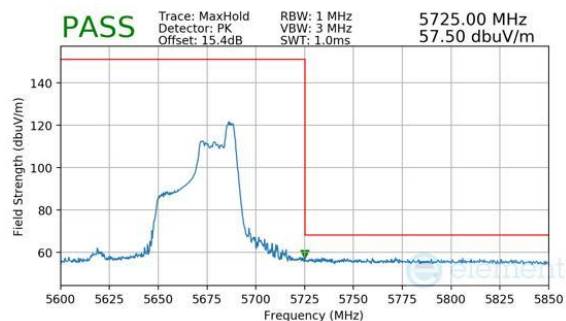


Plot 7-181. Antenna WF7a (Peak, RU52, Index 37, Ch.134, MCS11)

FCC ID: BCGA3266 IC: 579C-A3266		MEASUREMENT REPORT (CERTIFICATION)	Approved by: Quality Manager
Test Report S/N: 1C2410210072-11.BCG	Test Dates: 10/25/2024 - 1/2/2025	EUT Type: Tablet Device	Page 147 of 184

V 10.6 10/27/2023

Unless otherwise specified, no part of this report may be reproduced or utilized in any part, form or by any means, electronic or mechanical, including photocopying and microfilm, without permission in writing from Element Materials Technology. If you have any questions about this or have an enquiry about obtaining additional rights to this report or assembly of contents thereof, please contact ct.info@element.com.

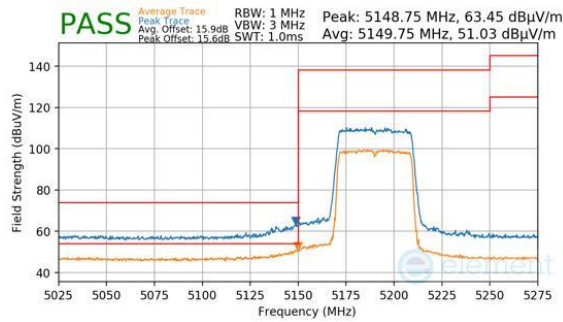


Plot 7-182. Antenna WF7a (Peak, RU52, Index 44, Ch.134, MCS11)

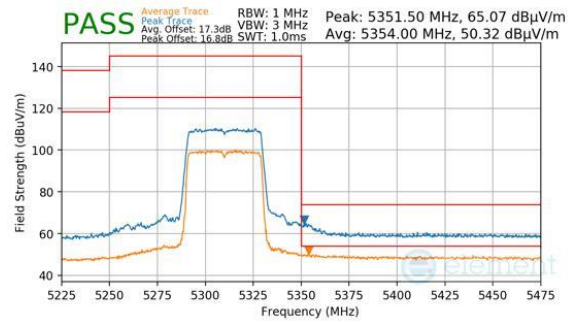
FCC ID: BCGA3266 IC: 579C-A3266	 MEASUREMENT REPORT (CERTIFICATION)		Approved by: Quality Manager
Test Report S/N: 1C2410210072-11.BCG	Test Dates: 10/25/2024 - 1/2/2025	EUT Type: Tablet Device	Page 148 of 184

V 10.6 10/27/2023

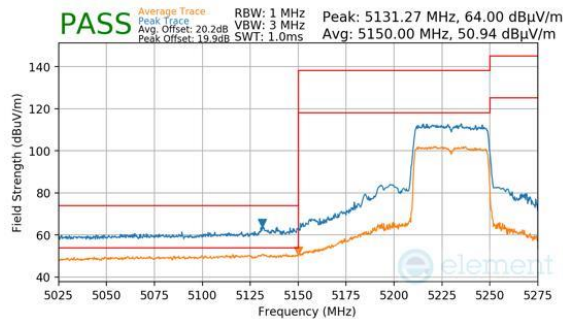
RU484



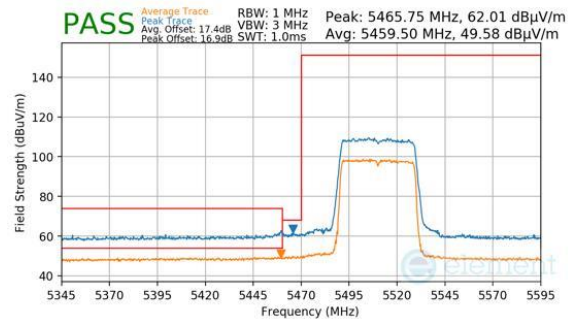
Plot 7-183. Antenna WF7a (Peak & Average, RU484, Index 65, Ch.38, MCS11)



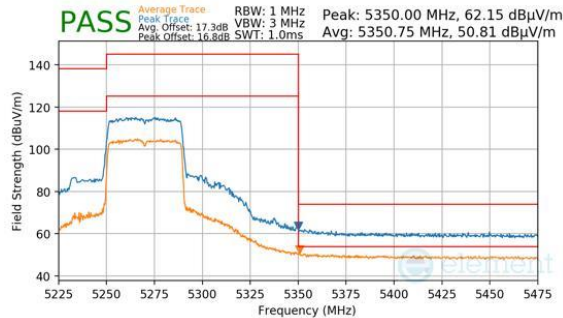
Plot 7-186. Antenna WF7a (Peak & Average, RU484, Index 65, Ch.62, MCS11)



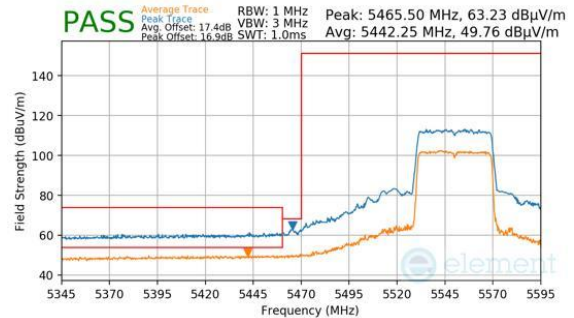
Plot 7-184. Antenna WF7a (Peak & Average, RU484, Index 65, Ch.46, MCS11)



Plot 7-187. Antenna WF7a (Peak & Average, RU484, Index 65, Ch.102, MCS11)



Plot 7-185. Antenna WF7a (Peak & Average, RU484, Index 65, Ch.54, MCS11)

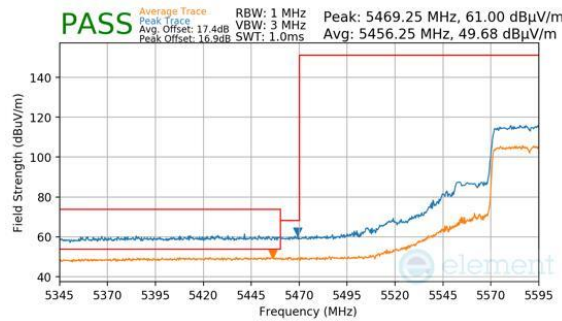


Plot 7-188. Antenna WF7a (Peak & Average, RU484, Index 65, Ch.110, MCS11)

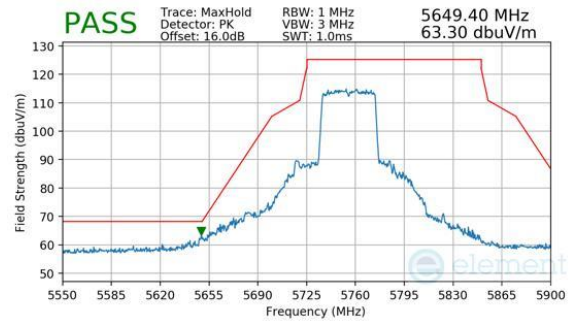
FCC ID: BCGA3266 IC: 579C-A3266		MEASUREMENT REPORT (CERTIFICATION)	Approved by: Quality Manager
Test Report S/N: 1C2410210072-11.BCG	Test Dates: 10/25/2024 - 1/2/2025	EUT Type: Tablet Device	Page 149 of 184

V 10.6 10/27/2023

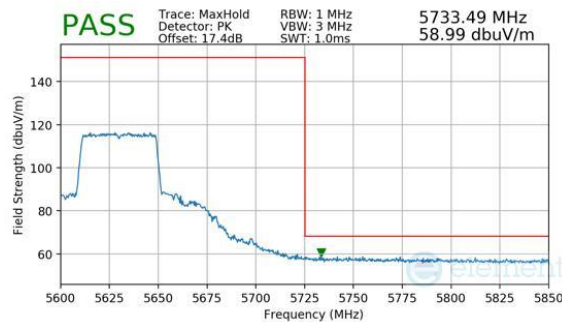
Unless otherwise specified, no part of this report may be reproduced or utilized in any part, form or by any means, electronic or mechanical, including photocopying and microfilm, without permission in writing from Element Materials Technology. If you have any questions about this or have an enquiry about obtaining additional rights to this report or assembly of contents thereof, please contact ct.info@element.com.



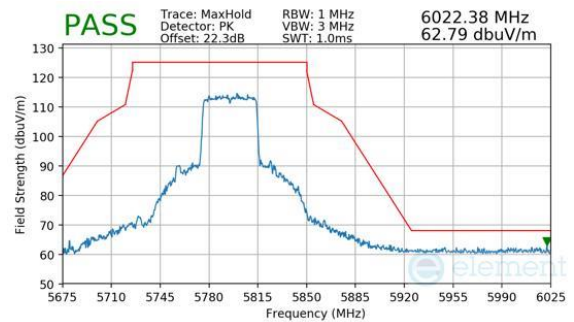
Plot 7-189. (FCC Only) Antenna WF7a (Peak & Average, RU484, Index 65, Ch.118, MCS11)



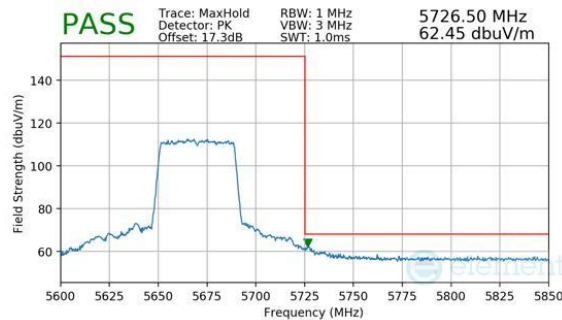
Plot 7-192. Antenna WF7a (Peak, RU484, Index 65, Ch.151, MCS11)



Plot 7-190. (FCC Only) Antenna WF7a (Peak, RU484, Index 65, Ch.126, MCS11)



Plot 7-193. Antenna WF7a (Peak, RU484, Index 65, Ch.159, MCS11)

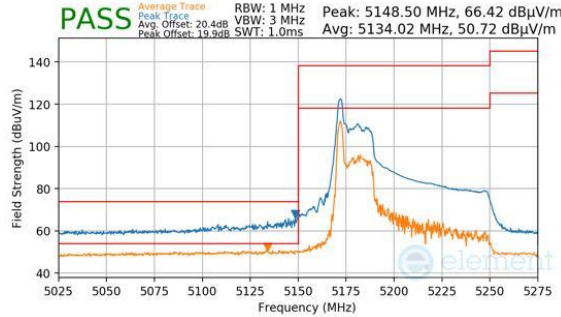


Plot 7-191. Antenna WF7a (Peak, RU484, Index 65, Ch.134, MCS11)

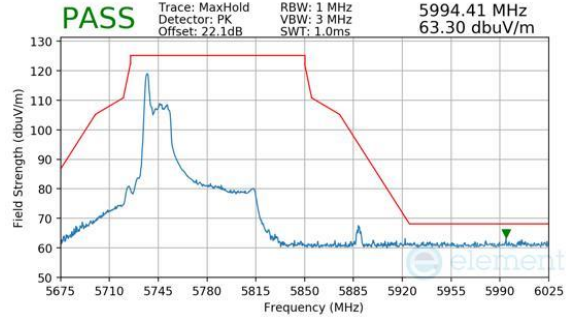
FCC ID: BCGA3266 IC: 579C-A3266		MEASUREMENT REPORT (CERTIFICATION)	Approved by: Quality Manager
Test Report S/N: 1C2410210072-11.BCG	Test Dates: 10/25/2024 - 1/2/2025	EUT Type: Tablet Device	Page 150 of 184

7.6.8 Antenna WF7a Radiated Band Edge Measurements (80MHz BW) §15.407(b.1)(b.2) §15.205 §15.209; RSS-Gen [8.9]

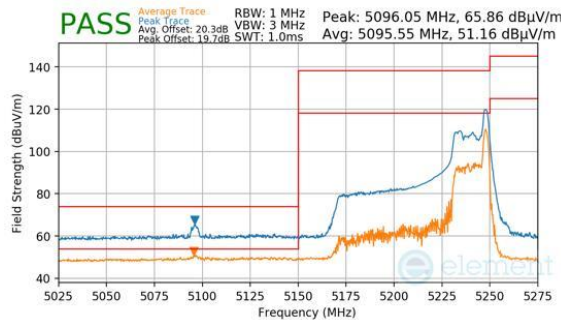
RU26



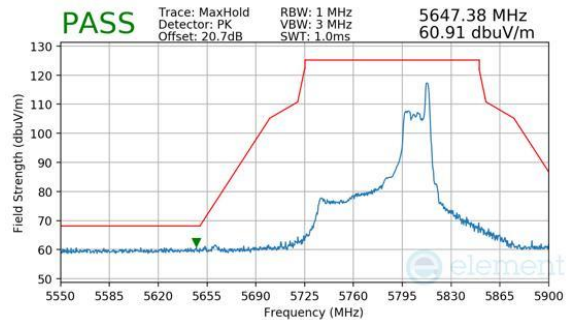
Plot 7-194. Antenna WF7a (Peak & Average, RU26, Index 0, Ch.42, MCS11)



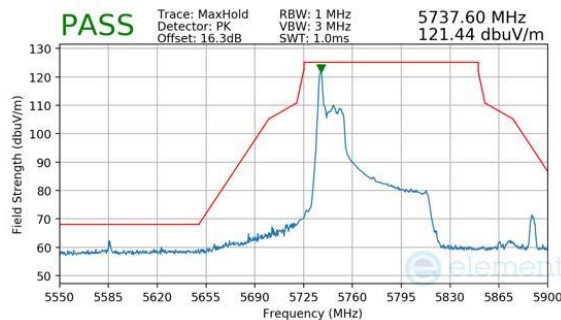
Plot 7-197. Antenna WF7a (Peak, RU26, Index 0, Ch.155, MCS11)



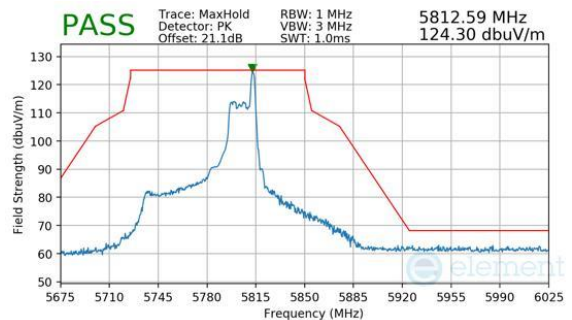
Plot 7-195. Antenna WF7a (Peak & Average, RU26, Index 36, Ch.42, MCS11)



Plot 7-198. Antenna WF7a (Peak, RU26, Index 36, Ch.155, MCS11)



Plot 7-196. Antenna WF7a (Peak, RU26, Index 0, Ch.155, MCS11)



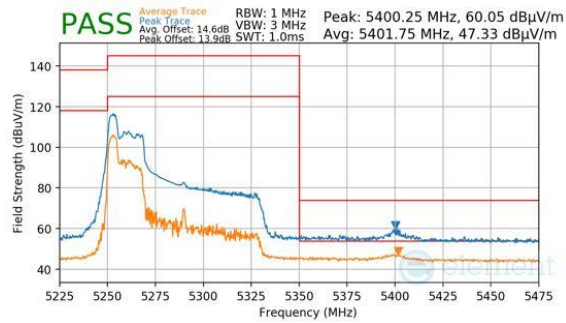
Plot 7-199. Antenna WF7a (Peak, RU26, Index 36, Ch.155, MCS11)

FCC ID: BCGA3266 IC: 579C-A3266		MEASUREMENT REPORT (CERTIFICATION)	Approved by: Quality Manager
Test Report S/N: 1C2410210072-11.BCG	Test Dates: 10/25/2024 - 1/2/2025	EUT Type: Tablet Device	Page 151 of 184

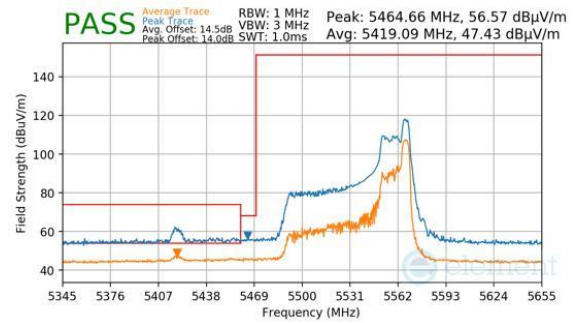
V 10.6 10/27/2023

Unless otherwise specified, no part of this report may be reproduced or utilized in any part, form or by any means, electronic or mechanical, including photocopying and microfilm, without permission in writing from Element Materials Technology. If you have any questions about this or have an enquiry about obtaining additional rights to this report or assembly of contents thereof, please contact ct.info@element.com.

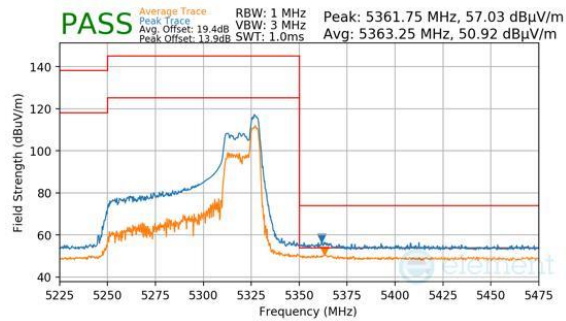
RU52



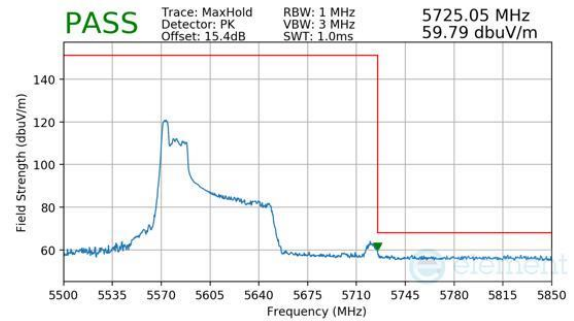
Plot 7-200. Antenna WF7a (Peak & Average, RU52, Index 37, Ch.58, MCS11)



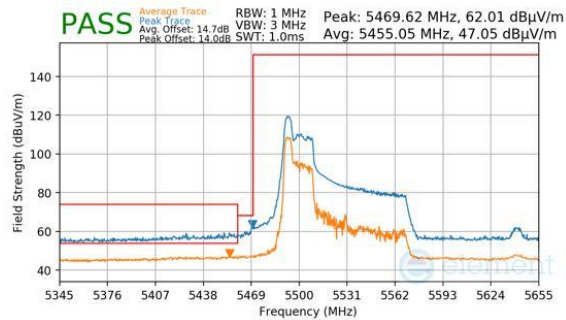
Plot 7-203. Antenna WF7a (Peak & Average, RU52, Index 52, Ch.106, MCS11)



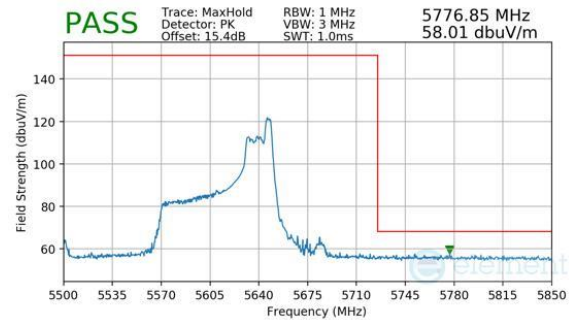
Plot 7-201. Antenna WF7a (Peak & Average, RU52, Index 52, Ch.58, MCS11)



Plot 7-204. (FCC Only) Antenna WF7a (Peak, RU52, Index 37, Ch.122, MCS11)



Plot 7-202. Antenna WF7a (Peak & Average, RU52, Index 37, Ch.106, MCS11)

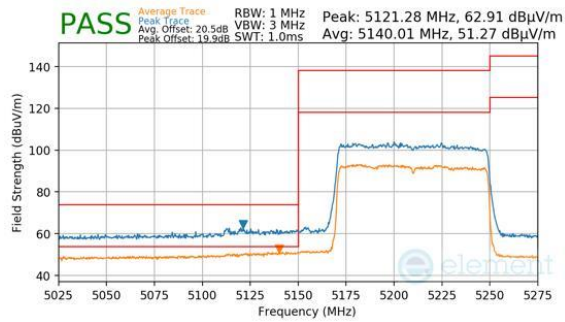


Plot 7-205. (FCC Only) Antenna WF7a (Peak, RU52, Index 52, Ch.122, MCS11)

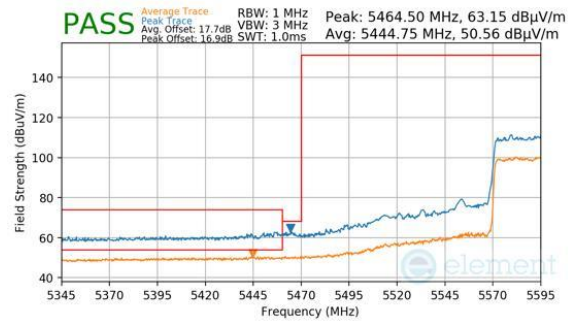
FCC ID: BCGA3266 IC: 579C-A3266		MEASUREMENT REPORT (CERTIFICATION)	Approved by: Quality Manager
Test Report S/N: 1C2410210072-11.BCG	Test Dates: 10/25/2024 - 1/2/2025	EUT Type: Tablet Device	Page 152 of 184

V 10.6 10/27/2023

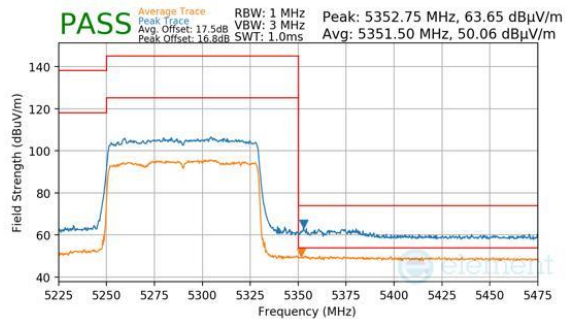
RU996



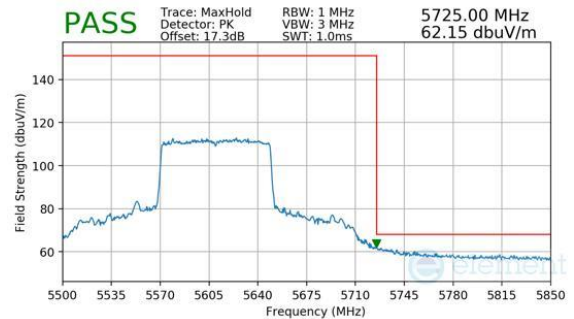
Plot 7-206. Antenna WF7a (Peak & Average, RU996, Index 67, Ch.42, MCS11)



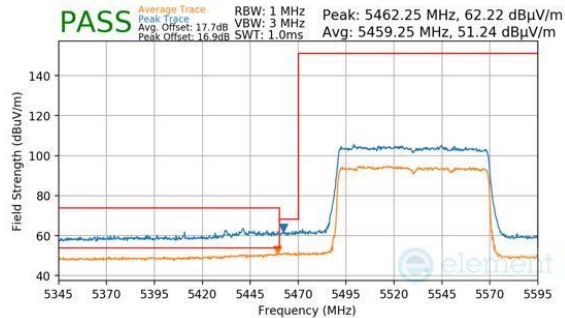
Plot 7-209. (FCC Only) Antenna WF7a (Peak & Average, RU996, Index 67, Ch.122, MCS11)



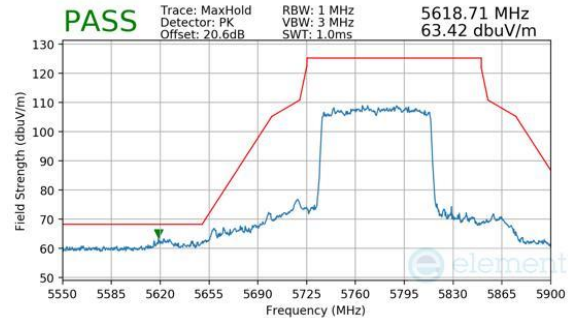
Plot 7-207. Antenna WF7a (Peak & Average, RU996, Index 67, Ch.58, MCS11)



Plot 7-210. (FCC Only) Antenna WF7a (Peak, RU996, Index 67, Ch.122, MCS11)



Plot 7-208. Antenna WF7a (Peak & Average, RU996, Index 67, Ch.106, MCS11)

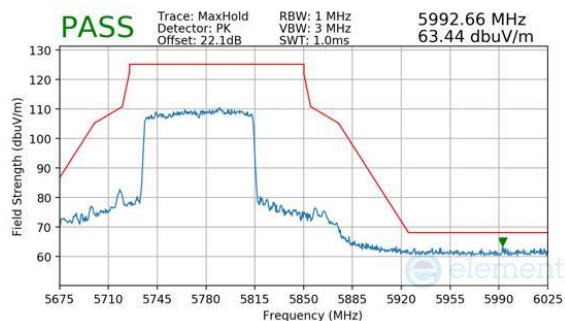


Plot 7-211. Antenna WF7a (Peak, RU996, Index 67, Ch.155, MCS11)

FCC ID: BCGA3266 IC: 579C-A3266		MEASUREMENT REPORT (CERTIFICATION)	Approved by: Quality Manager
Test Report S/N: 1C2410210072-11.BCG	Test Dates: 10/25/2024 - 1/2/2025	EUT Type: Tablet Device	Page 153 of 184

V 10.6 10/27/2023

Unless otherwise specified, no part of this report may be reproduced or utilized in any part, form or by any means, electronic or mechanical, including photocopying and microfilm, without permission in writing from Element Materials Technology. If you have any questions about this or have an enquiry about obtaining additional rights to this report or assembly of contents thereof, please contact ct.info@element.com.



Plot 7-212. Antenna WF7a (Peak, RU996, Index 67, Ch.155, MCS11)

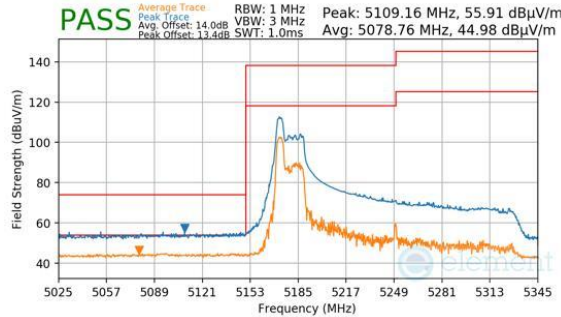
FCC ID: BCGA3266 IC: 579C-A3266		MEASUREMENT REPORT (CERTIFICATION)	Approved by: Quality Manager
Test Report S/N: 1C2410210072-11.BCG	Test Dates: 10/25/2024 - 1/2/2025	EUT Type: Tablet Device	Page 154 of 184

V 10.6 10/27/2023

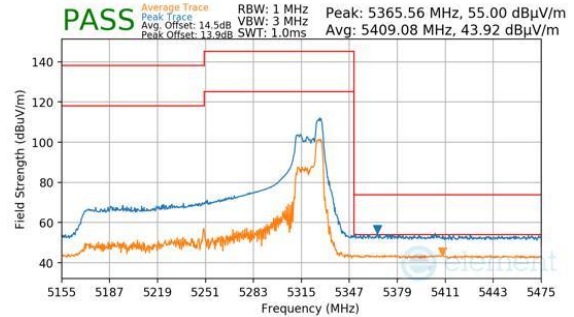
7.6.9 Antenna WF7a Radiated Band Edge Measurements (160MHz BW)

§15.407(b.1)(b.2) §15.205 §15.209; RSS-Gen [8.9]

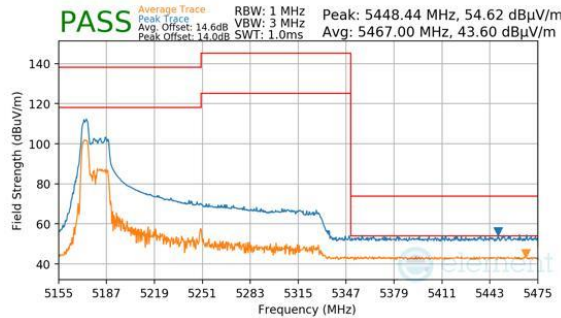
RU52



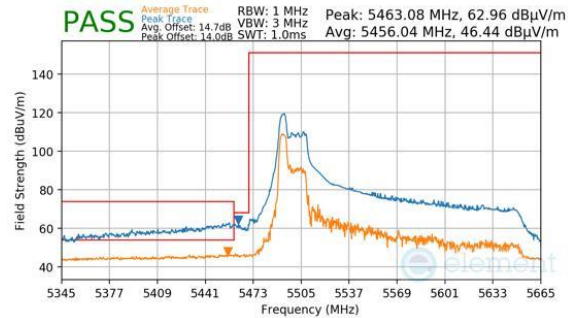
Plot 7-213. Antenna WF7a (Peak & Average, RU52, Index 37, Ch.50, MCS11)



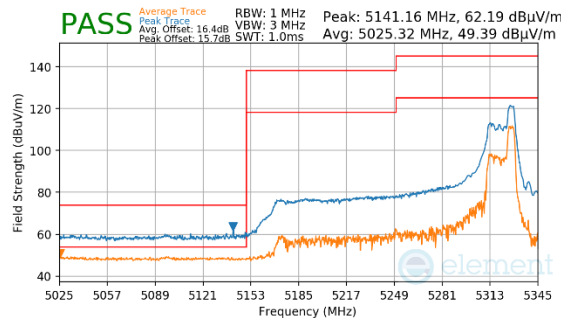
Plot 7-216. Antenna WF7a (Peak & Average, RU52, Index 52, Ch.50, MCS11)



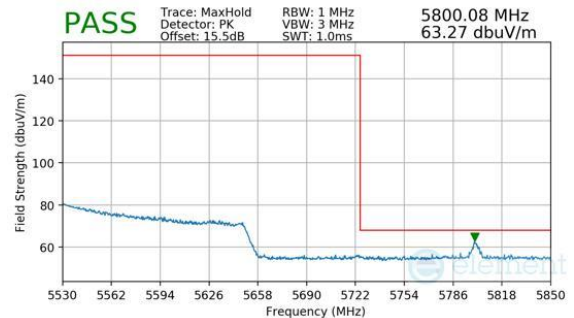
Plot 7-214. Antenna WF7a (Peak & Average, RU52, Index 37, Ch.50, MCS11)



Plot 7-217. (FCC Only) Antenna WF7a (Peak & Average, RU52, Index 37, Ch.114, MCS11)



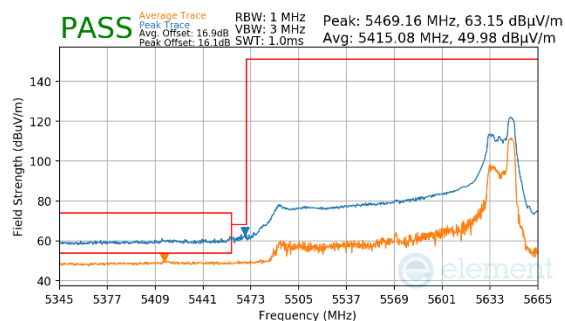
Plot 7-215. Antenna WF7a (Peak & Average, RU52, Index 52, Ch.50, MCS11)



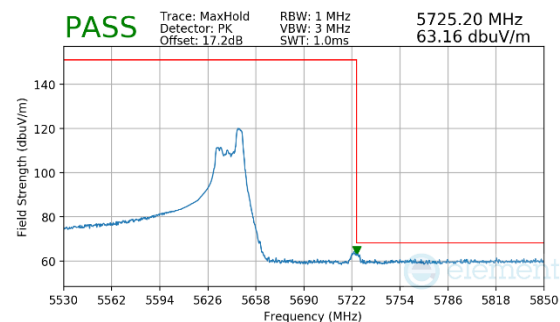
Plot 7-218. (FCC Only) Antenna WF7a (Peak, RU52, Index 37, Ch.114, MCS11)

FCC ID: BCGA3266 IC: 579C-A3266		MEASUREMENT REPORT (CERTIFICATION)	Approved by: Quality Manager
Test Report S/N: 1C2410210072-11.BCG	Test Dates: 10/25/2024 - 1/2/2025	EUT Type: Tablet Device	Page 155 of 184

V 10.6 10/27/2023



Plot 7-219. (FCC Only) Antenna WF7a (Peak & Average, RU52, Index 52, Ch.114, MCS11)

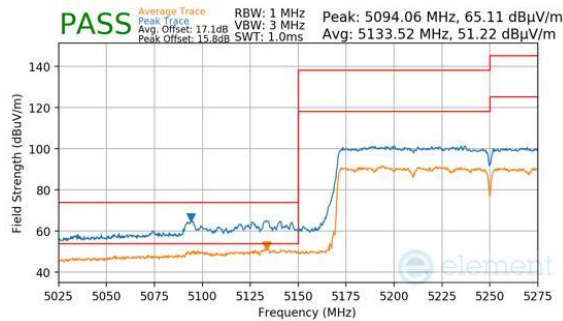


Plot 7-220. (FCC Only) Antenna WF7a (Peak, RU52, Index 52, Ch.114, MCS11)

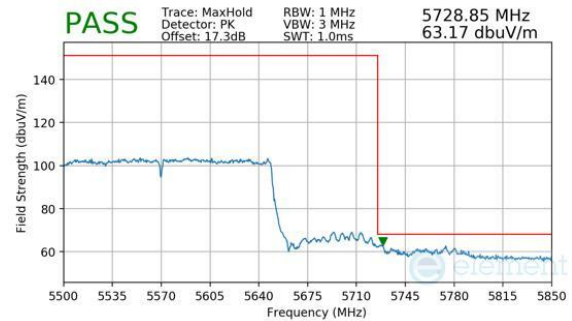
FCC ID: BCGA3266 IC: 579C-A3266		MEASUREMENT REPORT (CERTIFICATION)	Approved by: Quality Manager
Test Report S/N: 1C2410210072-11.BCG	Test Dates: 10/25/2024 - 1/2/2025	EUT Type: Tablet Device	Page 156 of 184

V 10.6 10/27/2023

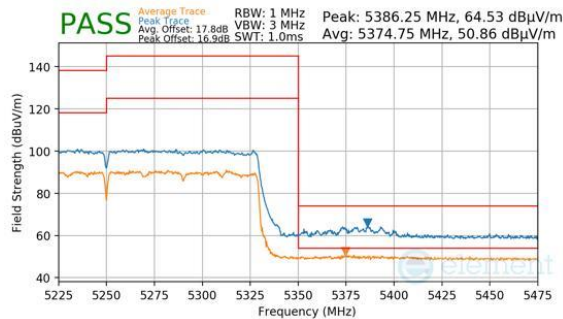
RU996X2



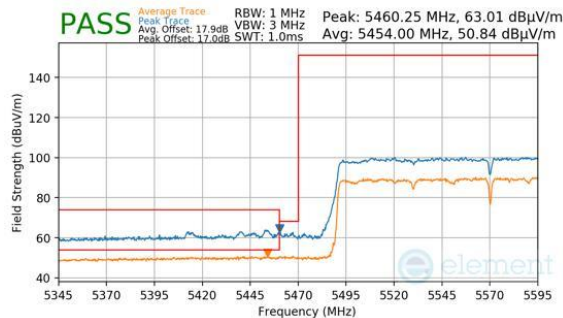
Plot 7-221. Antenna WF7a (Peak & Average, RU996X2, Index 68, Ch.50, MCS11)



Plot 7-224. (FCC Only) Antenna WF7a (Peak, RU996X2, Index 68, Ch.114, MCS11)



Plot 7-222. Antenna WF7a (Peak & Average, RU996X2, Index 68, Ch.50, MCS11)



Plot 7-223. (FCC Only) Antenna WF7a (Peak & Average, RU996X2, Index 68, Ch.114, MCS11)

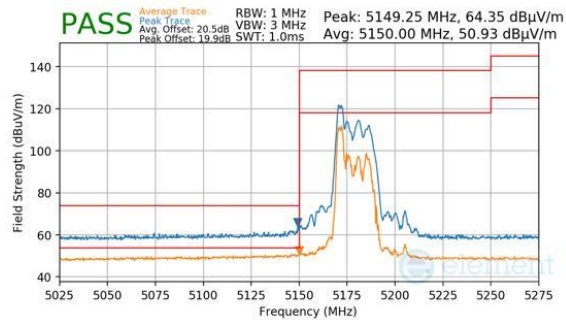
FCC ID: BCGA3266 IC: 579C-A3266		MEASUREMENT REPORT (CERTIFICATION)	Approved by: Quality Manager
Test Report S/N: 1C2410210072-11.BCG	Test Dates: 10/25/2024 - 1/2/2025	EUT Type: Tablet Device	Page 157 of 184

V 10.6 10/27/2023

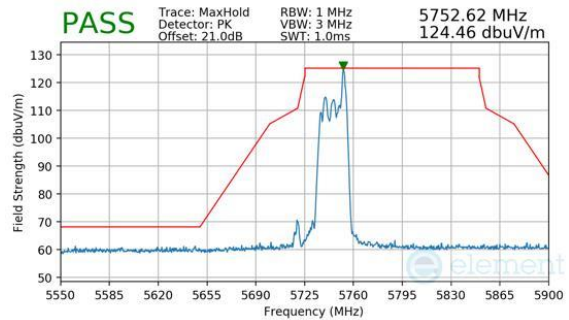
7.6.10 CDD/SDM Radiated Band Edge Measurements (20MHz BW)

\$15.407(b.1)(b.2) \$15.205 \$15.209; RSS-Gen [8.9]

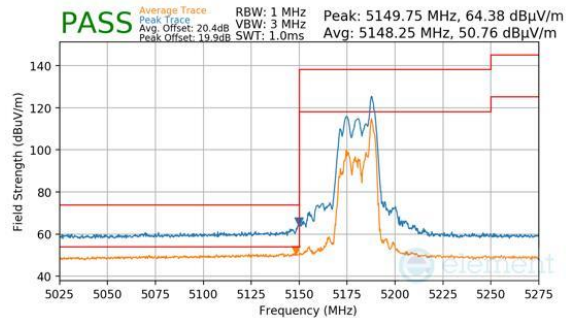
RU26



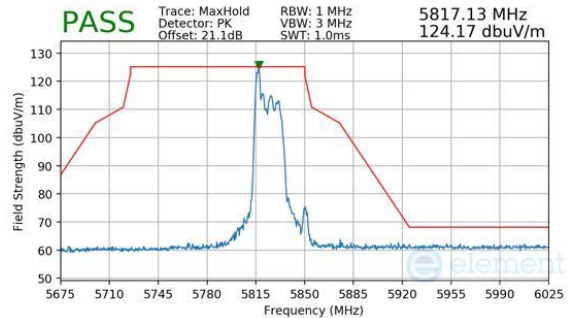
Plot 7-225. CDD (Peak & Average, RU26, Index 0, Ch.36, MCS11)



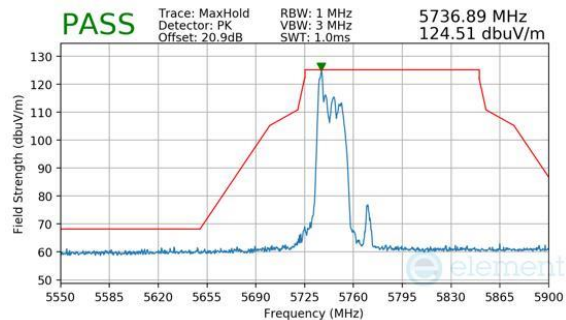
Plot 7-228. CDD (Peak, RU26, Index 8, Ch.149, MCS11)



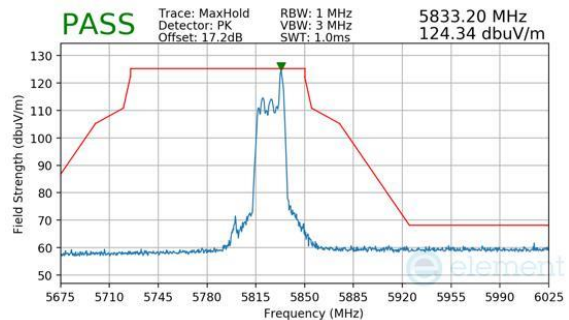
Plot 7-226. CDD (Peak & Average, RU26, Index 8, Ch.36, MCS11)



Plot 7-229. CDD (Peak, RU26, Index 0, Ch.165, MCS11)



Plot 7-227. CDD (Peak, RU26, Index 0, Ch.149, MCS11)



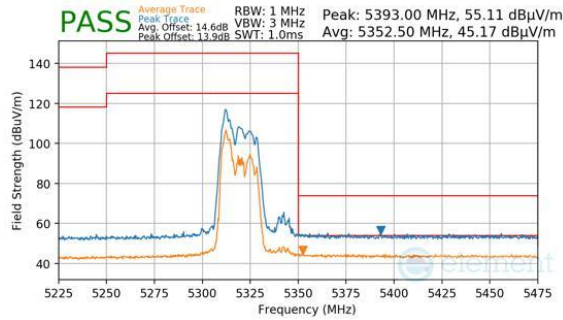
Plot 7-230. CDD (Peak, RU26, Index 8, Ch.165, MCS11)

FCC ID: BCGA3266 IC: 579C-A3266		MEASUREMENT REPORT (CERTIFICATION)	Approved by: Quality Manager
Test Report S/N: 1C2410210072-11.BCG	Test Dates: 10/25/2024 - 1/2/2025	EUT Type: Tablet Device	Page 158 of 184

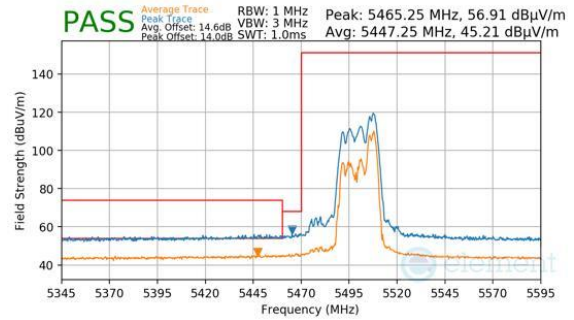
V 10.6 10/27/2023

Unless otherwise specified, no part of this report may be reproduced or utilized in any part, form or by any means, electronic or mechanical, including photocopying and microfilm, without permission in writing from Element Materials Technology. If you have any questions about this or have an enquiry about obtaining additional rights to this report or assembly of contents thereof, please contact ct.info@element.com.

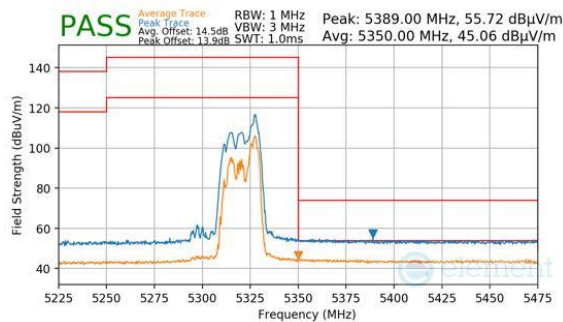
RU52



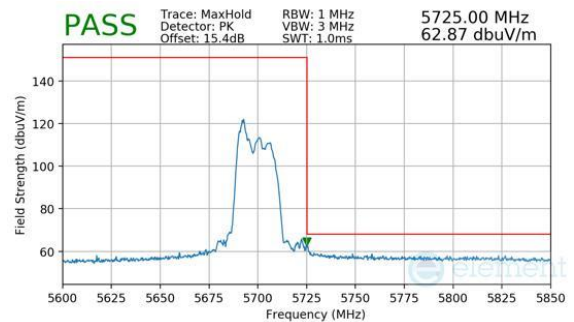
Plot 7-231. SDM (Peak & Average, RU52, Index 37, Ch.64, MCS11)



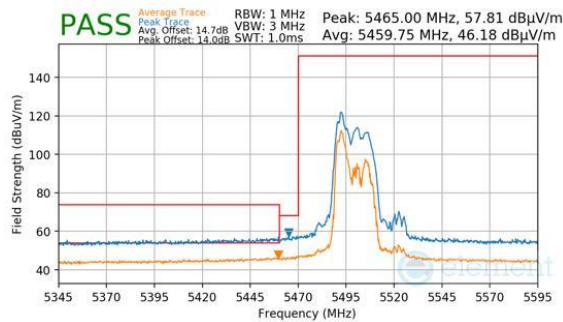
Plot 7-234. SDM (Peak & Average, RU52, Index 40, Ch.100, MCS11)



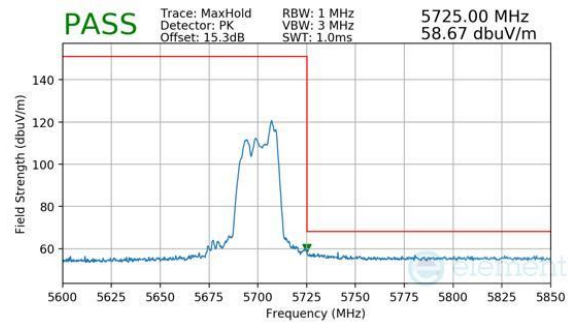
Plot 7-232. SDM (Peak & Average, RU52, Index 40, Ch.64, MCS11)



Plot 7-235. SDM (Peak, RU52, Index 37, Ch.140, MCS11)



Plot 7-233. SDM (Peak & Average, RU52, Index 37, Ch.100, MCS11)



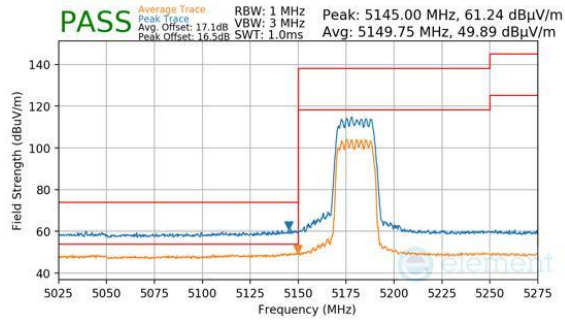
Plot 7-236. SDM (Peak, RU52, Index 40, Ch.140, MCS11)

FCC ID: BCGA3266 IC: 579C-A3266		MEASUREMENT REPORT (CERTIFICATION)	Approved by: Quality Manager
Test Report S/N: 1C2410210072-11.BCG	Test Dates: 10/25/2024 - 1/2/2025	EUT Type: Tablet Device	Page 159 of 184

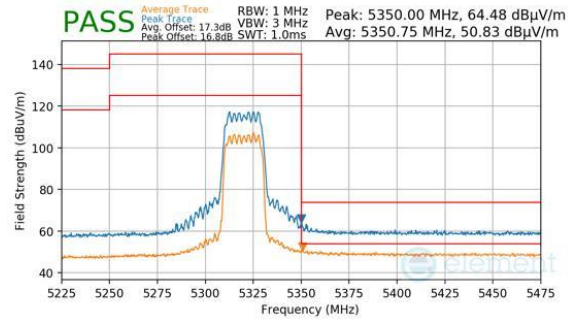
V 10.6 10/27/2023

Unless otherwise specified, no part of this report may be reproduced or utilized in any part, form or by any means, electronic or mechanical, including photocopying and microfilm, without permission in writing from Element Materials Technology. If you have any questions about this or have an enquiry about obtaining additional rights to this report or assembly of contents thereof, please contact ct.info@element.com.

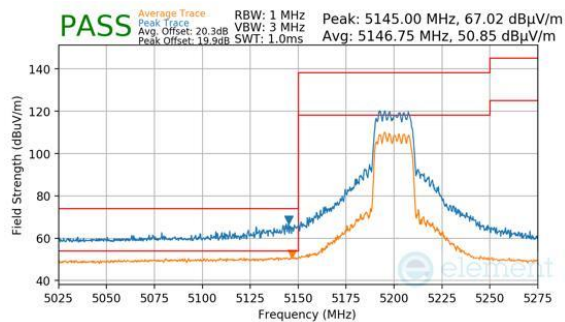
RU242



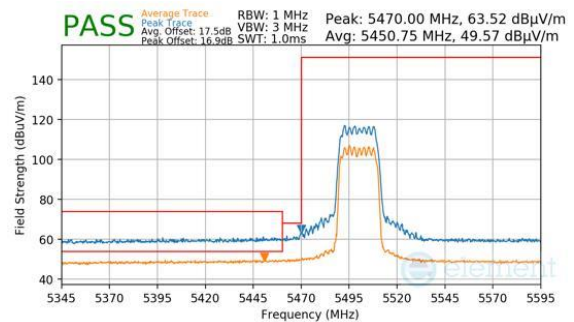
Plot 7-237. CDD (Peak & Average, RU242, Index 61, Ch.36, MCS11)



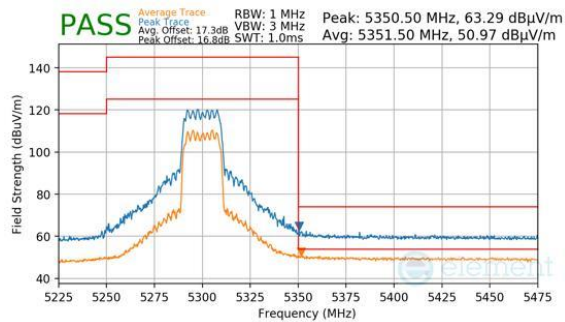
Plot 7-240. CDD (Peak & Average, RU242, Index 61, Ch.64, MCS11)



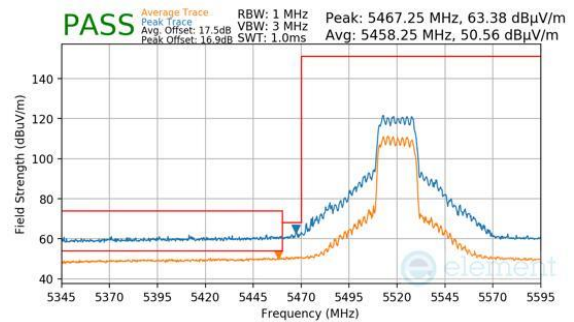
Plot 7-238. CDD (Peak & Average, RU242, Index 61, Ch.40, MCS11)



Plot 7-241. CDD (Peak & Average, RU242, Index 61, Ch.100, MCS11)



Plot 7-239. CDD (Peak & Average, RU242, Index 61, Ch.60, MCS11)

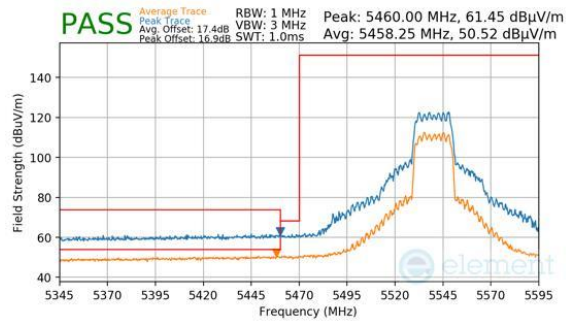


Plot 7-242. SDM (Peak & Average, RU242, Index 61, Ch.104, MCS11)

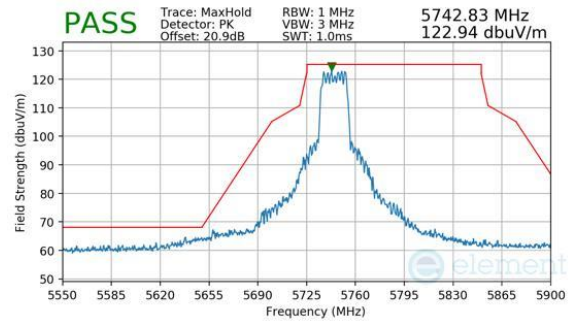
FCC ID: BCGA3266 IC: 579C-A3266		MEASUREMENT REPORT (CERTIFICATION)	Approved by: Quality Manager
Test Report S/N: 1C2410210072-11.BCG	Test Dates: 10/25/2024 - 1/2/2025	EUT Type: Tablet Device	Page 160 of 184

V 10.6 10/27/2023

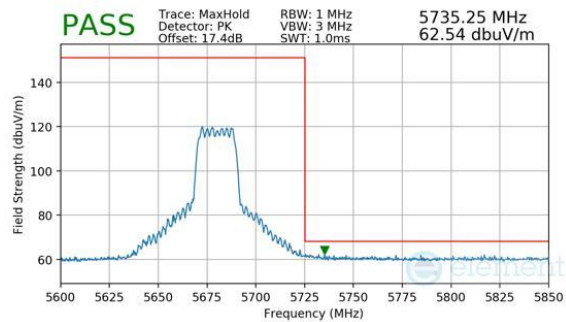
Unless otherwise specified, no part of this report may be reproduced or utilized in any part, form or by any means, electronic or mechanical, including photocopying and microfilm, without permission in writing from Element Materials Technology. If you have any questions about this or have an enquiry about obtaining additional rights to this report or assembly of contents thereof, please contact ct.info@element.com.



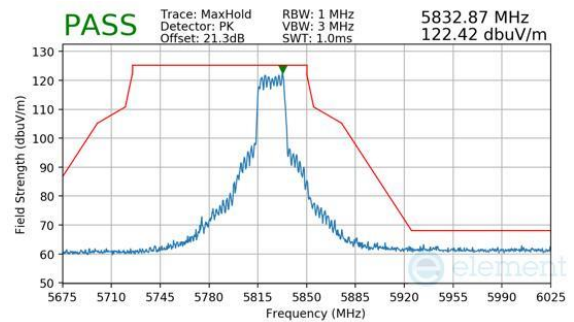
Plot 7-243. SDM (Peak & Average, RU242, Index 61, Ch.108, MCS11)



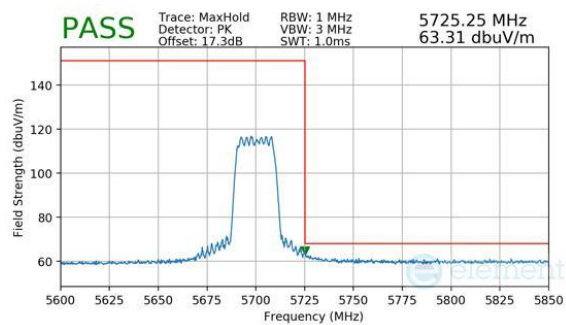
Plot 7-246. CDD (Peak, RU242, Index 61, Ch.149, MCS11)



Plot 7-244. SDM (Peak, RU242, Index 61, Ch.136, MCS11)



Plot 7-247. CDD (Peak, RU242, Index 61, Ch.165, MCS11)

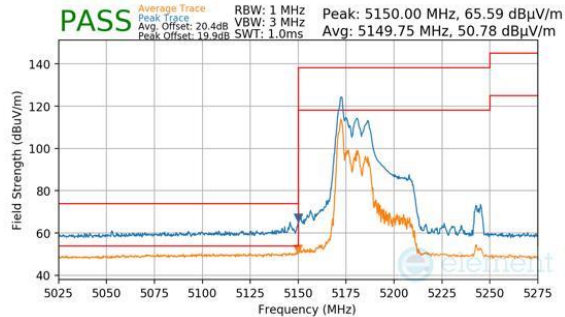


Plot 7-245. CDD (Peak, RU242, Index 61, Ch.140, MCS11)

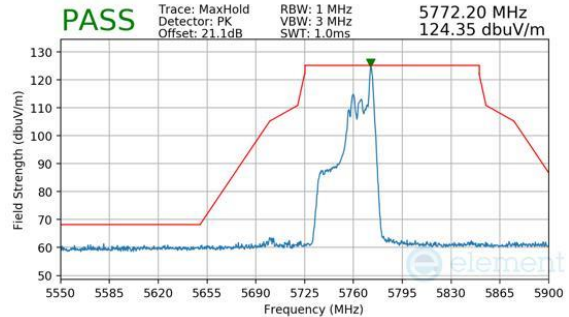
FCC ID: BCGA3266 IC: 579C-A3266		MEASUREMENT REPORT (CERTIFICATION)	Approved by: Quality Manager
Test Report S/N: 1C2410210072-11.BCG	Test Dates: 10/25/2024 - 1/2/2025	EUT Type: Tablet Device	Page 161 of 184

7.6.11 CDD/SDM Radiated Band Edge Measurements (40MHz BW) §15.407(b.1)(b.2) §15.205 §15.209; RSS-Gen [8.9]

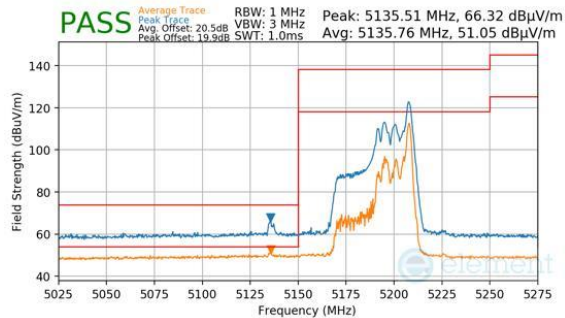
RU26



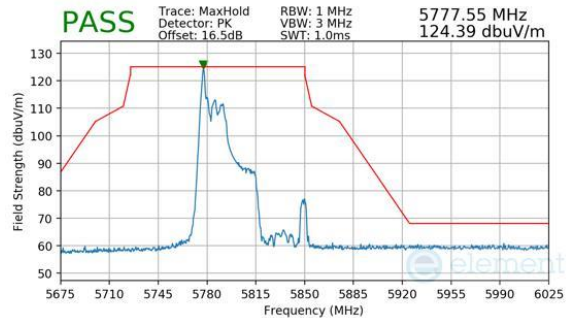
Plot 7-248. CDD (Peak & Average, RU26, Index 0, Ch.38, MCS11)



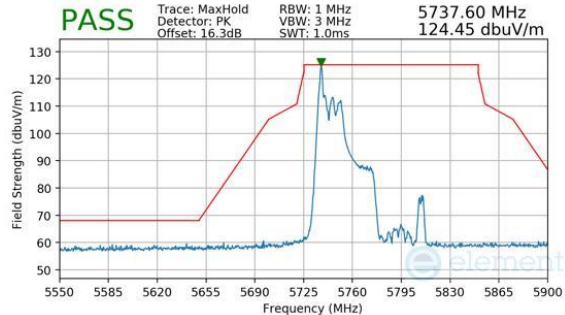
Plot 7-251. CDD (Peak, RU26, Index 17, Ch.151, MCS11)



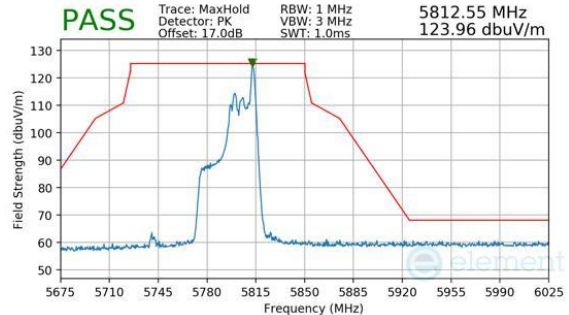
Plot 7-249. CDD (Peak & Average, RU26, Index 17, Ch.38, MCS11)



Plot 7-252. CDD (Peak, RU26, Index 0, Ch.159, MCS11)



Plot 7-250. CDD (Peak, RU26, Index 0, Ch.151, MCS11)



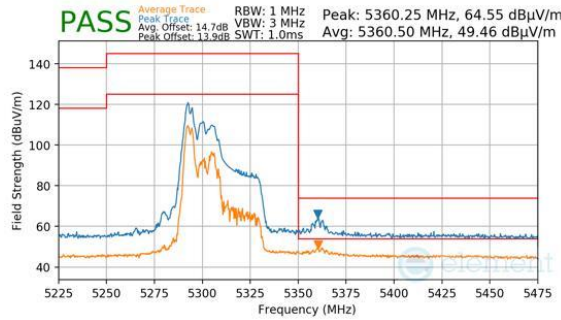
Plot 7-253. CDD (Peak, RU26, Index 17, Ch.159, MCS11)

FCC ID: BCGA3266 IC: 579C-A3266		MEASUREMENT REPORT (CERTIFICATION)	Approved by: Quality Manager
Test Report S/N: 1C2410210072-11.BCG	Test Dates: 10/25/2024 - 1/2/2025	EUT Type: Tablet Device	Page 162 of 184

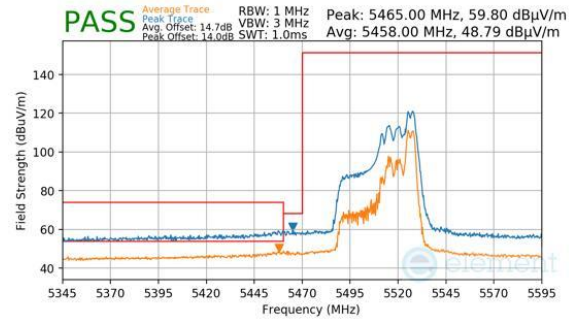
V 10.6 10/27/2023

Unless otherwise specified, no part of this report may be reproduced or utilized in any part, form or by any means, electronic or mechanical, including photocopying and microfilm, without permission in writing from Element Materials Technology. If you have any questions about this or have an enquiry about obtaining additional rights to this report or assembly of contents thereof, please contact ct.info@element.com.

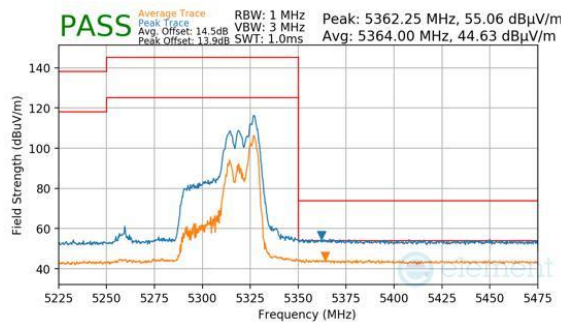
RU52



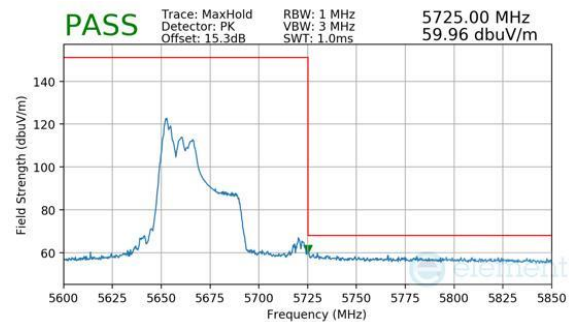
Plot 7-254. CDD (Peak & Average, RU52, Index 37, Ch.62, MCS11)



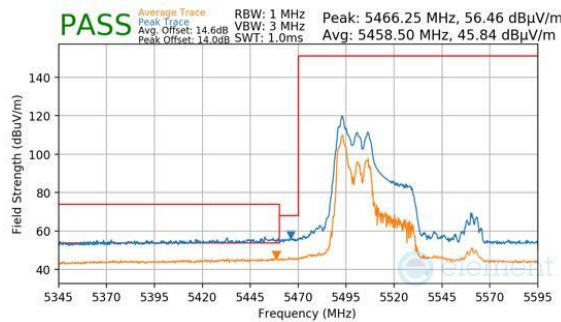
Plot 7-257. SDM (Peak & Average, RU52, Index 44, Ch.102, MCS11)



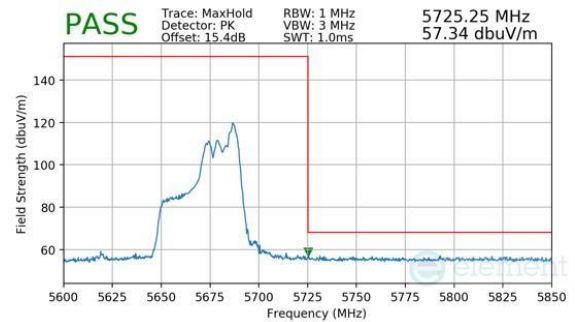
Plot 7-255. CDD (Peak & Average, RU52, Index 44, Ch.62, MCS11)



Plot 7-258. SDM (Peak, RU52, Index 37, Ch.134, MCS11)



Plot 7-256. SDM (Peak & Average, RU52, Index 37, Ch.102, MCS11)



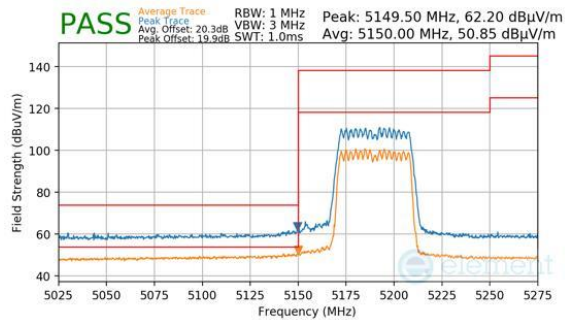
Plot 7-259. SDM (Peak, RU52, Index 44, Ch.134, MCS11)

FCC ID: BCGA3266 IC: 579C-A3266		MEASUREMENT REPORT (CERTIFICATION)	Approved by: Quality Manager
Test Report S/N: 1C2410210072-11.BCG	Test Dates: 10/25/2024 - 1/2/2025	EUT Type: Tablet Device	Page 163 of 184

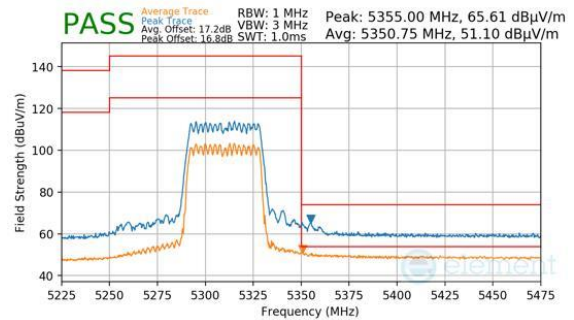
V 10.6 10/27/2023

Unless otherwise specified, no part of this report may be reproduced or utilized in any part, form or by any means, electronic or mechanical, including photocopying and microfilm, without permission in writing from Element Materials Technology. If you have any questions about this or have an enquiry about obtaining additional rights to this report or assembly of contents thereof, please contact ct.info@element.com.

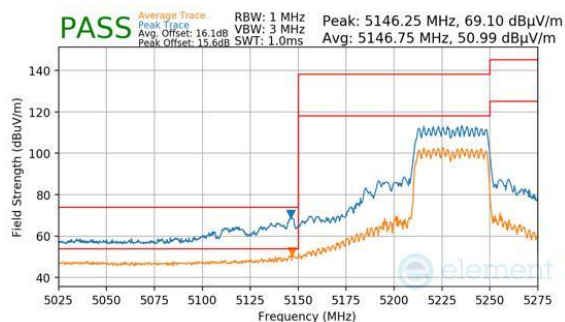
RU484



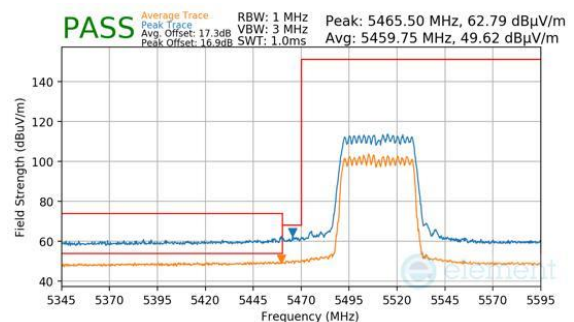
Plot 7-260. CDD (Peak & Average, RU484, Index 65, Ch.38, MCS11)



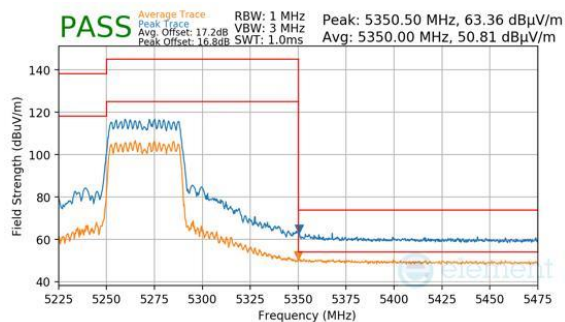
Plot 7-263. CDD (Peak & Average, RU484, Index 65, Ch.62, MCS11)



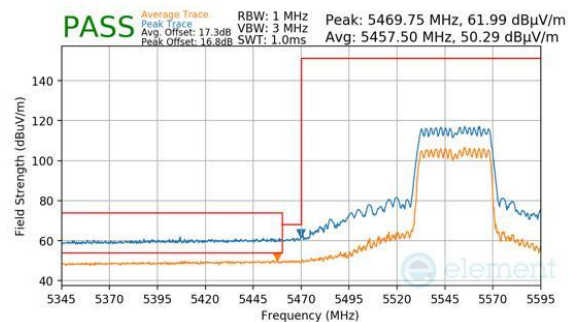
Plot 7-261. CDD (Peak & Average, RU484, Index 65, Ch.46, MCS11)



Plot 7-264. CDD (Peak & Average, RU484, Index 65, Ch.102, MCS11)



Plot 7-262. CDD (Peak & Average, RU484, Index 65, Ch.54, MCS11)

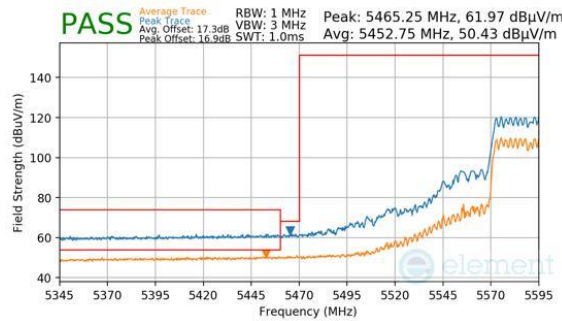


Plot 7-265. CDD (Peak & Average, RU484, Index 65, Ch.110, MCS11)

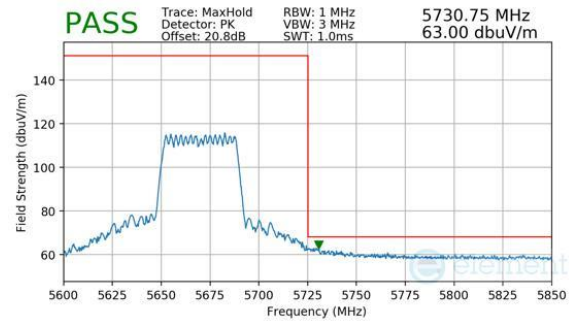
FCC ID: BCGA3266 IC: 579C-A3266		MEASUREMENT REPORT (CERTIFICATION)	Approved by: Quality Manager
Test Report S/N: 1C2410210072-11.BCG	Test Dates: 10/25/2024 - 1/2/2025	EUT Type: Tablet Device	Page 164 of 184

V 10.6 10/27/2023

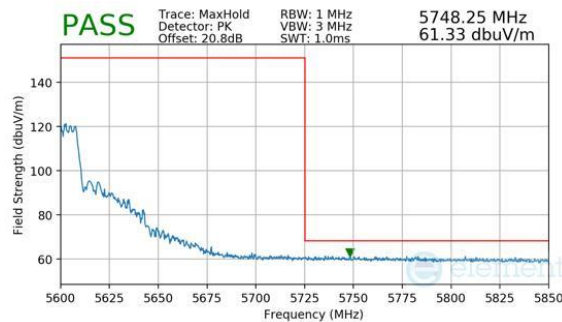
Unless otherwise specified, no part of this report may be reproduced or utilized in any part, form or by any means, electronic or mechanical, including photocopying and microfilm, without permission in writing from Element Materials Technology. If you have any questions about this or have an enquiry about obtaining additional rights to this report or assembly of contents thereof, please contact ct.info@element.com.



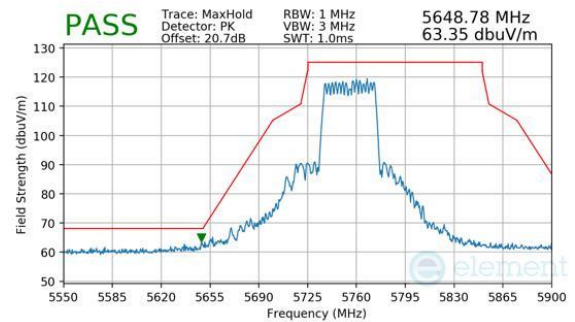
Plot 7-266. (FCC Only) SDM (Peak & Average, RU484, Index 65, Ch.118, MCS11)



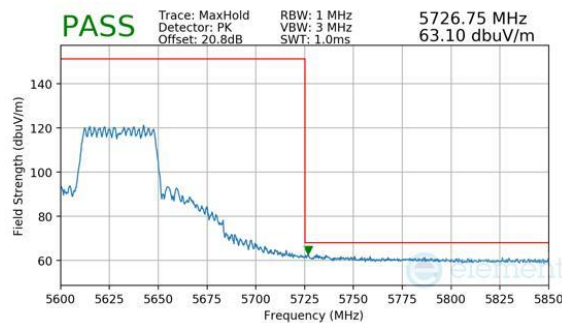
Plot 7-269. CDD (Peak, RU484, Index 65, Ch.134, MCS11)



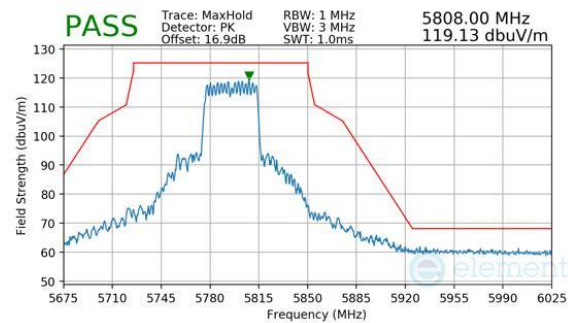
Plot 7-267. (FCC Only) SDM (Peak, RU484, Index 65, Ch.118, MCS11)



Plot 7-270. CDD (Peak, RU484, Index 65, Ch.151, MCS11)



Plot 7-268. (FCC Only) CDD (Peak, RU484, Index 65, Ch.126, MCS11)



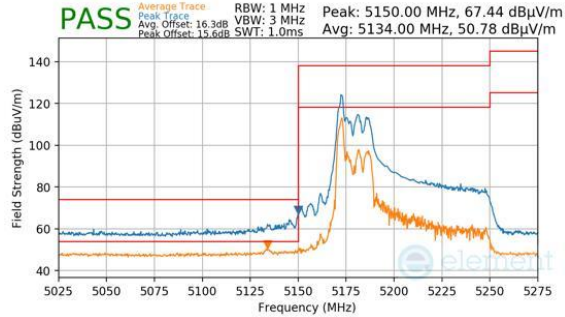
Plot 7-271. CDD (Peak, RU484, Index 65, Ch.159, MCS11)

FCC ID: BCGA3266 IC: 579C-A3266		MEASUREMENT REPORT (CERTIFICATION)	Approved by: Quality Manager
Test Report S/N: 1C2410210072-11.BCG	Test Dates: 10/25/2024 - 1/2/2025	EUT Type: Tablet Device	Page 165 of 184

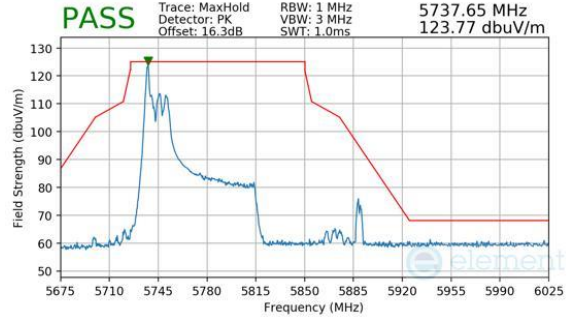
7.6.12 CDD/SDM Radiated Band Edge Measurements (80MHz BW)

\$15.407(b.1)(b.2) §15.205 §15.209; RSS-Gen [8.9]

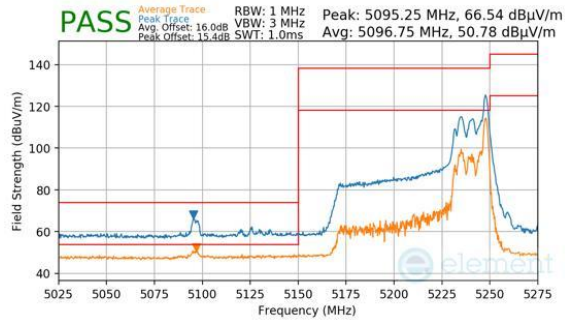
RU26



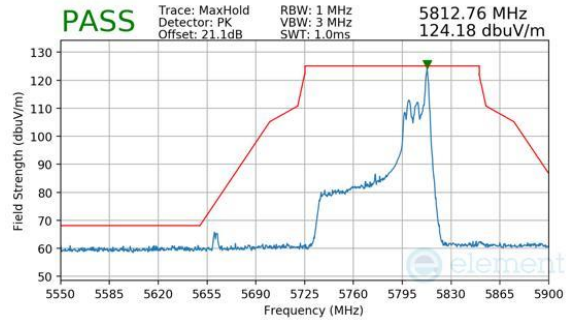
Plot 7-272. CDD (Peak & Average, RU26, Index 0, Ch.42, MCS11)



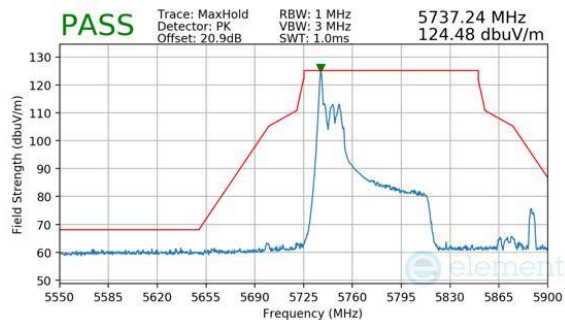
Plot 7-275. CDD (Peak, RU26, Index 0, Ch.155, MCS11)



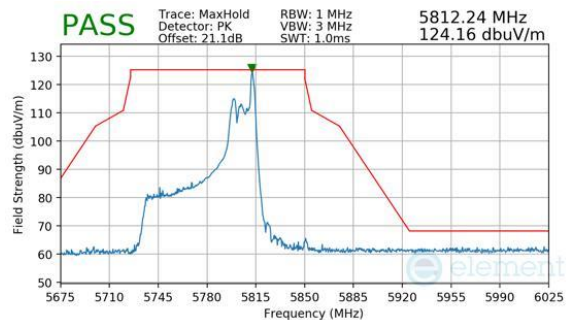
Plot 7-273. CDD (Peak & Average, RU26, Index 36, Ch.42, MCS11)



Plot 7-276. CDD (Peak, RU26, Index 36, Ch.155, MCS11)



Plot 7-274. CDD (Peak, RU26, Index 0, Ch.155, MCS11)

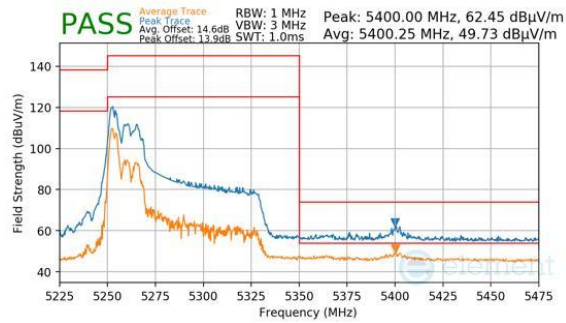


Plot 7-277. CDD (Peak, RU26, Index 36, Ch.155, MCS11)

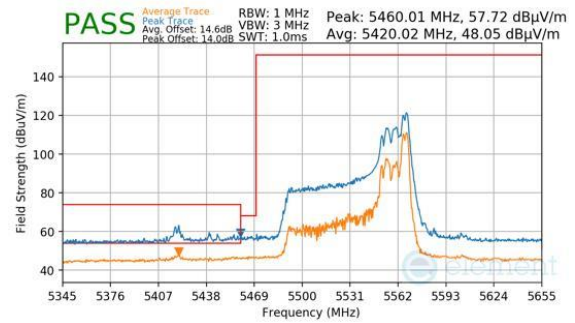
FCC ID: BCGA3266 IC: 579C-A3266		MEASUREMENT REPORT (CERTIFICATION)	Approved by: Quality Manager
Test Report S/N: 1C2410210072-11.BCG	Test Dates: 10/25/2024 - 1/2/2025	EUT Type: Tablet Device	Page 166 of 184

V 10.6 10/27/2023

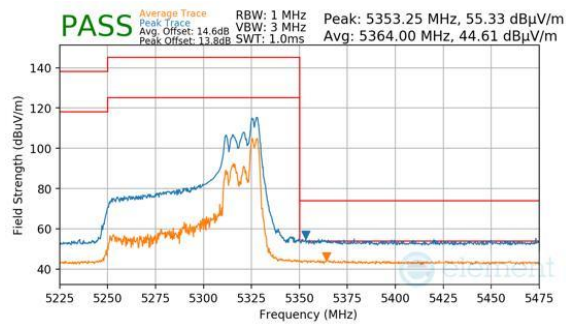
RU52



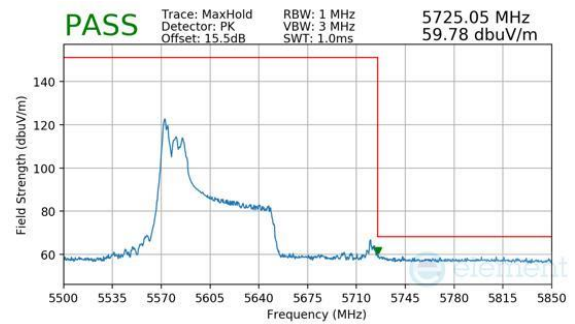
Plot 7-278. CDD (Peak & Average, RU52, Index 37, Ch.58, MCS11)



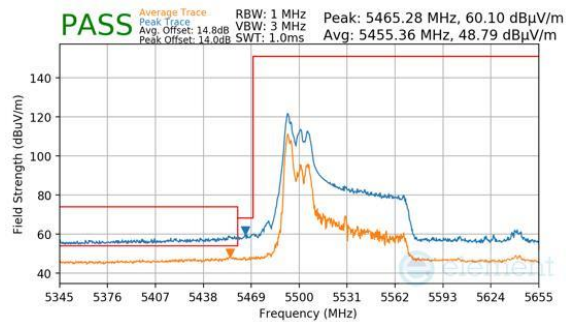
Plot 7-281. SDM (Peak & Average, RU52, Index 52, Ch.106, MCS11)



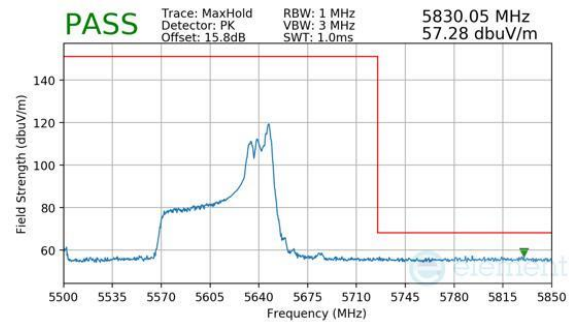
Plot 7-279. CDD (Peak & Average, RU52, Index 52, Ch.58, MCS11)



Plot 7-282. (FCC Only) SDM (Peak, RU52, Index 37, Ch.122, MCS11)



Plot 7-280. SDM (Peak & Average, RU52, Index 37, Ch.106, MCS11)



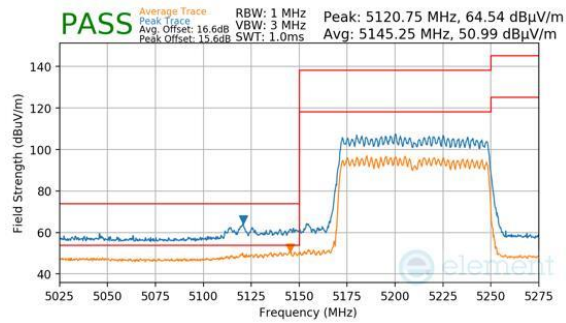
Plot 7-283. (FCC Only) SDM (Peak, RU52, Index 52, Ch.122, MCS11)

FCC ID: BCGA3266 IC: 579C-A3266		MEASUREMENT REPORT (CERTIFICATION)	Approved by: Quality Manager
Test Report S/N: 1C2410210072-11.BCG	Test Dates: 10/25/2024 - 1/2/2025	EUT Type: Tablet Device	Page 167 of 184

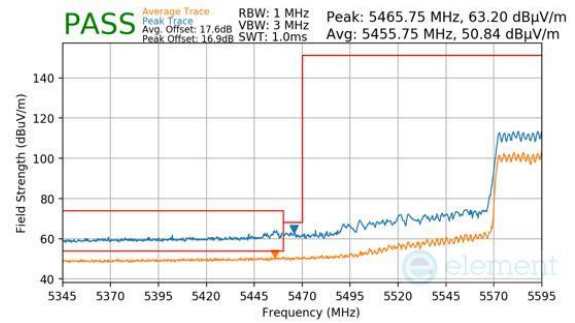
V 10.6 10/27/2023

Unless otherwise specified, no part of this report may be reproduced or utilized in any part, form or by any means, electronic or mechanical, including photocopying and microfilm, without permission in writing from Element Materials Technology. If you have any questions about this or have an enquiry about obtaining additional rights to this report or assembly of contents thereof, please contact ct.info@element.com.

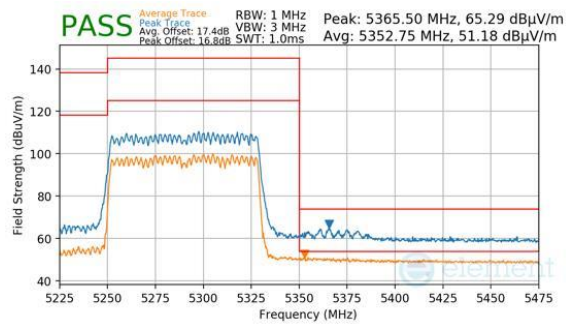
RU996



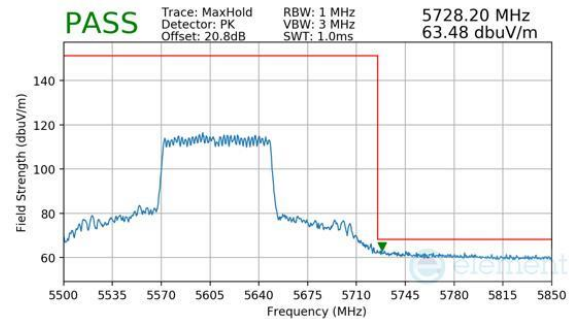
Plot 7-284. CDD (Peak & Average, RU996, Index 67, Ch.42, MCS11)



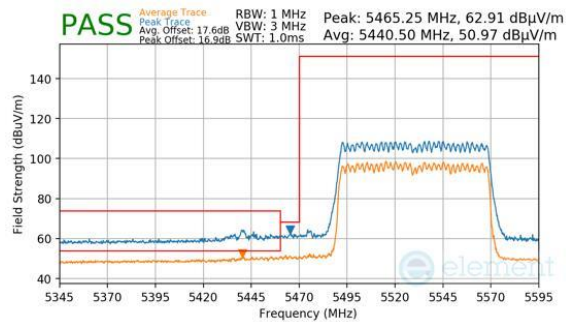
Plot 7-287. (FCC Only) CDD (Peak & Average, RU996, Index 67, Ch.122, MCS11)



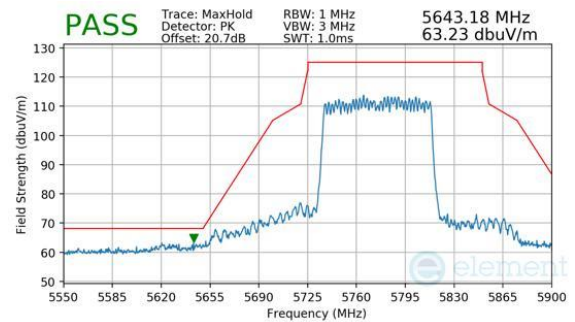
Plot 7-285. CDD (Peak & Average, RU996, Index 67, Ch.58, MCS11)



Plot 7-288. (FCC Only) CDD (Peak, RU996, Index 67, Ch.122, MCS11)



Plot 7-286. CDD (Peak & Average, RU996, Index 67, Ch.106, MCS11)

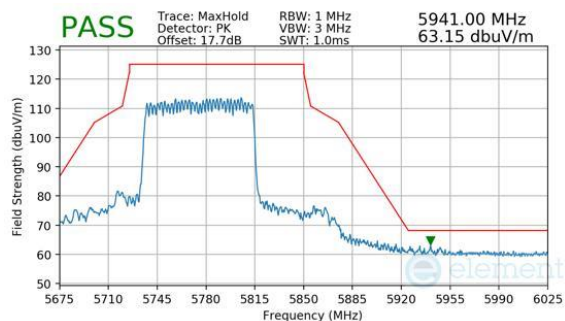


Plot 7-289. CDD (Peak, RU996, Index 67, Ch.155, MCS11)

FCC ID: BCGA3266 IC: 579C-A3266		MEASUREMENT REPORT (CERTIFICATION)	Approved by: Quality Manager
Test Report S/N: 1C2410210072-11.BCG	Test Dates: 10/25/2024 - 1/2/2025	EUT Type: Tablet Device	Page 168 of 184

V 10.6 10/27/2023

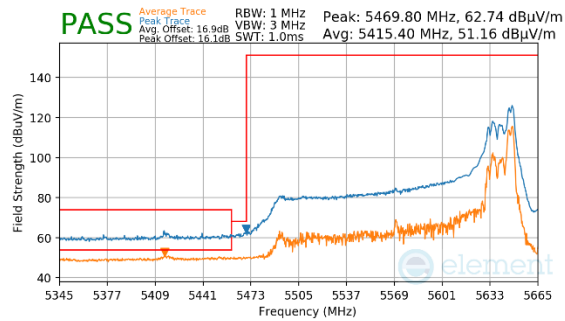
Unless otherwise specified, no part of this report may be reproduced or utilized in any part, form or by any means, electronic or mechanical, including photocopying and microfilm, without permission in writing from Element Materials Technology. If you have any questions about this or have an enquiry about obtaining additional rights to this report or assembly of contents thereof, please contact ct.info@element.com.



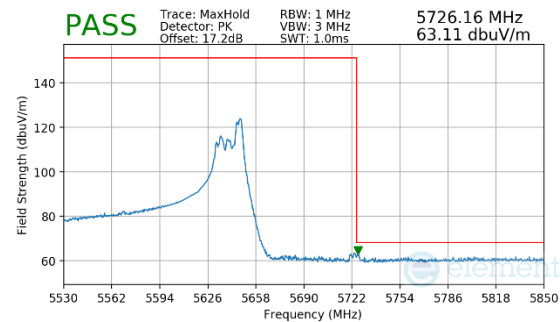
Plot 7-290. CDD (Peak, RU996, Index 67, Ch.155, MCS11)

FCC ID: BCGA3266 IC: 579C-A3266		MEASUREMENT REPORT (CERTIFICATION)	Approved by: Quality Manager
Test Report S/N: 1C2410210072-11.BCG	Test Dates: 10/25/2024 - 1/2/2025	EUT Type: Tablet Device	Page 169 of 184

V 10.6 10/27/2023



Plot 7-297. (FCC Only) CDD (Peak & Average, RU52, Index 52, Ch.114, MCS11)

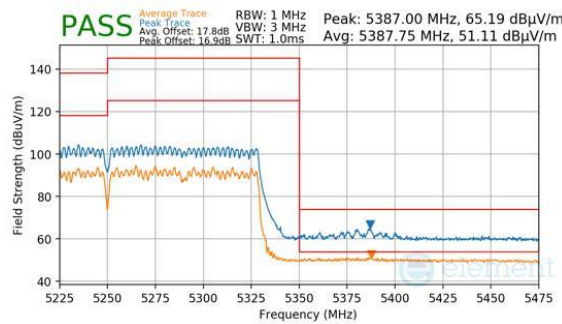
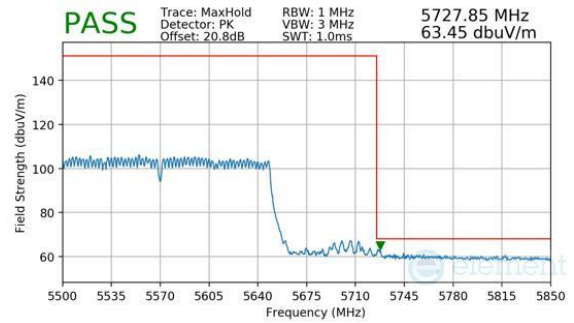
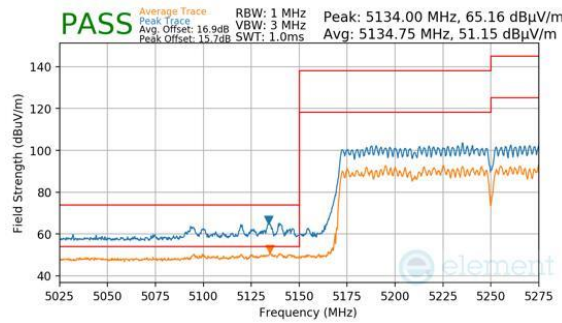


Plot 7-298. (FCC Only) CDD (Peak, RU52, Index 52, Ch.114, MCS11)

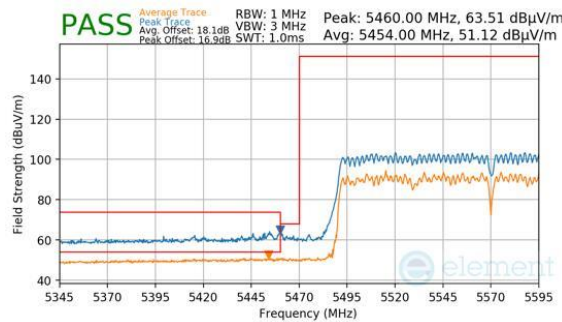
FCC ID: BCGA3266 IC: 579C-A3266		MEASUREMENT REPORT (CERTIFICATION)	Approved by: Quality Manager
Test Report S/N: 1C2410210072-11.BCG	Test Dates: 10/25/2024 - 1/2/2025	EUT Type: Tablet Device	Page 171 of 184

V 10.6 10/27/2023

RU996X2



Plot 7-300. CDD (Peak & Average, RU996X2, Index 68, Ch.50, MCS11)



Plot 7-301. CDD (Peak & Average, RU996X2, Index 68, Ch.114, MCS11)

FCC ID: BCGA3266 IC: 579C-A3266		MEASUREMENT REPORT (CERTIFICATION)	Approved by: Quality Manager
Test Report S/N: 1C2410210072-11.BCG	Test Dates: 10/25/2024 - 1/2/2025	EUT Type: Tablet Device	Page 172 of 184

V 10.6 10/27/2023

Unless otherwise specified, no part of this report may be reproduced or utilized in any part, form or by any means, electronic or mechanical, including photocopying and microfilm, without permission in writing from Element Materials Technology. If you have any questions about this or have an enquiry about obtaining additional rights to this report or assembly of contents thereof, please contact ct.info@element.com.

7.7 Radiated Spurious Emissions – Below 1GHz

§15.209; RSS-Gen [8.9]

Test Overview and Limit

All out of band radiated spurious emissions are measured with a spectrum analyzer connected to a receive antenna while the EUT is operating at its maximum duty cycle, at maximum power, and at the appropriate frequencies. All data rates and modes were investigated for radiated spurious emissions. Only the radiated emissions of the configuration that produced the worst case emissions are reported in this section.

All out of band emissions appearing in a restricted band as specified in Section 15.205 of the Title 47 CFR and Table 7 of RSS-Gen (8.10) must not exceed the limits shown in Table 7-148 per Section 15.209 and RSS-Gen (8.9).

Frequency	Field Strength [μV/m]	Measured Distance [Meters]
0.009 – 0.490 MHz	2400/F (kHz)	300
0.490 – 1.705 MHz	24000/F (kHz)	30
1.705 – 30.00 MHz	30	30
30.00 – 88.00 MHz	100	3
88.00 – 216.0 MHz	150	3
216.0 – 960.0 MHz	200	3
Above 960.0 MHz	500	3

Table 7-148. Radiated Limits

Test Procedures Used

ANSI C63.10-2020

Test Settings

Quasi-Peak Field Strength Measurements

1. Analyzer center frequency was set to the frequency of the radiated spurious emission of interest
2. RBW = 120kHz (for emissions from 30MHz – 1GHz)
3. Detector = quasi-peak
4. Sweep time = auto couple
5. Trace mode = max hold
6. Trace was allowed to stabilize

Peak Field Strength Measurements

1. Analyzer center frequency was set to the frequency of the radiated spurious emission of interest
2. RBW = 120kHz (for emissions from 30MHz – 1GHz)
3. VBW = 300kHz
4. Detector = peak
5. Sweep time = auto couple
6. Trace mode = max hold
7. Trace was allowed to stabilize

FCC ID: BCGA3266 IC: 579C-A3266		MEASUREMENT REPORT (CERTIFICATION)	Approved by: Quality Manager
Test Report S/N: 1C2410210072-11.BCG	Test Dates: 10/25/2024 - 1/2/2025	EUT Type: Tablet Device	Page 173 of 184

V 10.6 10/27/2023

Test Setup

The EUT and measurement equipment were set up as shown in the diagrams below.

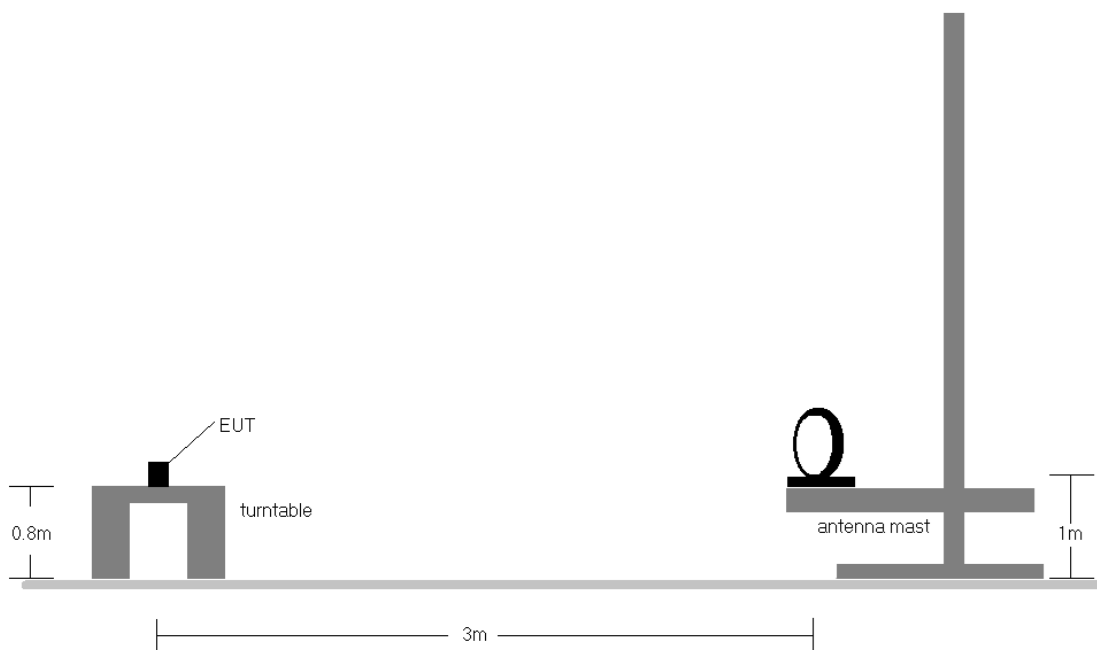


Figure 7-6. Radiated Test Setup < 30MHz

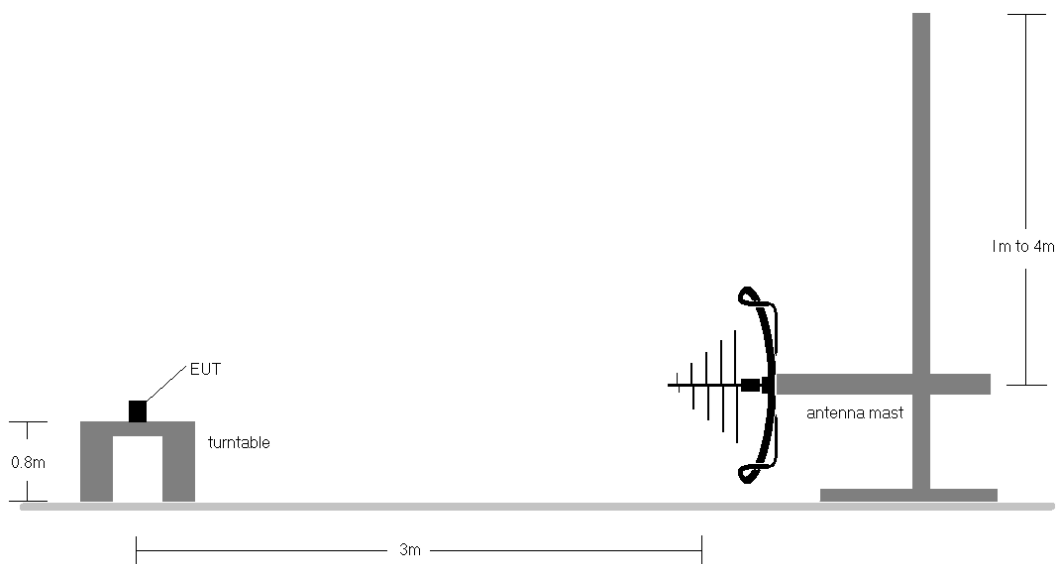


Figure 7-7. Radiated Test Setup < 1GHz

FCC ID: BCGA3266 IC: 579C-A3266		MEASUREMENT REPORT (CERTIFICATION)	Approved by: Quality Manager
Test Report S/N: 1C2410210072-11.BCG	Test Dates: 10/25/2024 - 1/2/2025	EUT Type: Tablet Device	Page 174 of 184

V 10.6 10/27/2023

Unless otherwise specified, no part of this report may be reproduced or utilized in any part, form or by any means, electronic or mechanical, including photocopying and microfilm, without permission in writing from Element Materials Technology. If you have any questions about this or have an enquiry about obtaining additional rights to this report or assembly of contents thereof, please contact ct.info@element.com.

Test Notes

1. All emissions lying in restricted bands specified in §15.205 and RSS-Gen (8.10) are below the limit shown in Table 7-148.
2. The broadband receive antenna is manipulated through vertical and horizontal polarizations during the tests. The EUT is manipulated through three orthogonal planes. For below 30MHz the loop antenna was positioned in 3 orthogonal planes (X front, Y side, Z top) to determine the orientation resulting in the worst case emissions.
3. This unit was tested with its standard battery.
4. The spectrum is investigated using a peak detector and final measurements are recorded using CISPR quasi peak detector for emissions within 6dB of the limit.
5. Emissions were measured at a 3 meter test distance.
6. Emissions are investigated while operating on the center channel of the mode, band, and modulation that produced the worst case results during the transmitter spurious emissions testing.
7. No spurious emissions were detected within 20dB of the limit below 30MHz.
8. The results recorded using the broadband antenna is known to correlate with the results obtained by using a tuned dipole with an acceptable degree of accuracy. The VSWR for the measurement antenna was found to be less than 2:1.
9. All antenna configurations and data rates were investigated and only the worst case are reported.
10. Both configurations below were investigated, and the worst case has been reported.
 - a. EUT powered by AC/DC adaptor via USB-C cable with wire charger
 - b. EUT powered by host PC via USB-C cable with wire charger

Sample Calculations

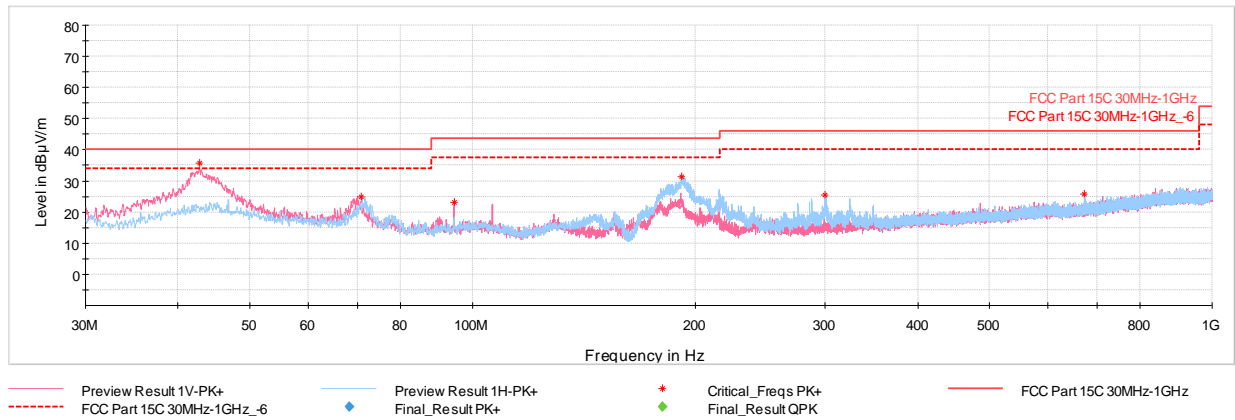
Determining Spurious Emissions Levels

- Field Strength Level $_{[dB\mu V/m]} = \text{Analyzer Level }_{[dBm]} + 107 + \text{AFCL }_{[dB/m]}$
- $\text{AFCL }_{[dB/m]} = \text{Antenna Factor }_{[dB/m]} + \text{Cable Loss }_{[dB]} - \text{Preamplifier Gain }_{[dB]}$
- $\text{Margin }_{[dB]} = \text{Field Strength Level }_{[dB\mu V/m]} - \text{Limit }_{[dB\mu V/m]}$

FCC ID: BCGA3266 IC: 579C-A3266		MEASUREMENT REPORT (CERTIFICATION)	Approved by: Quality Manager
Test Report S/N: 1C2410210072-11.BCG	Test Dates: 10/25/2024 - 1/2/2025	EUT Type: Tablet Device	Page 175 of 184

V 10.6 10/27/2023

7.7.1 CDD Radiated Spurious Emissions (Below 1GHz)

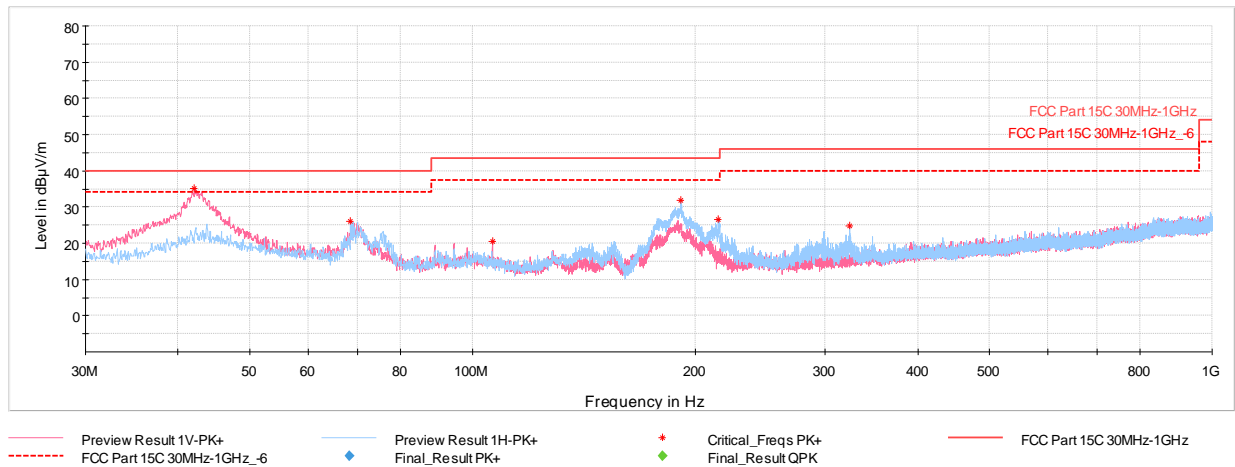


Frequency [MHz]	Detector	Ant. Pol. [H/V]	Antenna Height [cm]	Turntable Azimuth [degree]	Analyzer Level [dBm]	AFCL [dB/m]	Field Strength [dBµV/m]	Limit [dBµV/m]	Margin [dB]
42.80	Quasi-Peak	V	104	15	-59.24	-14.97	32.79	40.00	-7.21
70.84	Max Peak	V	300	177	-62.85	-19.36	24.79	40.00	-15.21
94.46	Max Peak	V	100	132	-66.31	-17.48	23.21	43.52	-20.31
191.70	Max Peak	H	200	195	-59.22	-16.35	31.43	43.52	-12.09
299.56	Max Peak	H	100	183	-68.33	-13.34	25.33	46.02	-20.69
671.22	Max Peak	H	100	205	-75.57	-5.63	25.80	46.02	-20.22

Table 7-149. RSE below 1GHz CDD (RU26 – Ch.40), with AC/DC Adapter

FCC ID: BCGA3266 IC: 579C-A3266		MEASUREMENT REPORT (CERTIFICATION)	Approved by: Quality Manager
Test Report S/N: 1C2410210072-11.BCG	Test Dates: 10/25/2024 - 1/2/2025	EUT Type: Tablet Device	Page 176 of 184

V 10.6 10/27/2023



Frequency [MHz]	Detector	Ant. Pol. [H/V]	Antenna Height [cm]	Turntable Azimuth [degree]	Analyzer Level [dBm]	AFCL [dB/m]	Field Strength [dBμV/m]	Limit [dBμV/m]	Margin [dB]
42.13	Quasi-Peak	V	108	13	-60.77	-15.11	31.12	40.00	-8.88
68.46	Max Peak	H	300	92	-62.35	-18.59	26.06	40.00	-13.94
106.49	Max Peak	V	100	35	-69.77	-16.61	20.62	43.52	-22.90
191.51	Max Peak	H	100	178	-58.76	-16.40	31.84	43.52	-11.68
215.08	Max Peak	H	100	166	-64.45	-16.08	26.47	43.52	-17.05
323.52	Max Peak	H	100	172	-69.56	-12.58	24.86	46.02	-21.16

Table 7-150. RSE below 1GHz CDD (RU242– Ch.40), with AC/DC Adapter

FCC ID: BCGA3266 IC: 579C-A3266		MEASUREMENT REPORT (CERTIFICATION)	Approved by: Quality Manager
Test Report S/N: 1C2410210072-11.BCG	Test Dates: 10/25/2024 - 1/2/2025	EUT Type: Tablet Device	Page 177 of 184

V 10.6 10/27/2023

Unless otherwise specified, no part of this report may be reproduced or utilized in any part, form or by any means, electronic or mechanical, including photocopying and microfilm, without permission in writing from Element Materials Technology. If you have any questions about this or have an enquiry about obtaining additional rights to this report or assembly of contents thereof, please contact ct.info@element.com.

7.8 AC Line Conducted Emissions Measurement

§15.207; RSS-Gen [8.8]

Test Overview and Limit

All AC line conducted spurious emissions are measured with a receiver connected to a grounded LISN while the EUT is operating at its maximum duty cycle, at maximum power, and at the appropriate frequencies. All data rates and modes were investigated for AC Line conducted spurious emissions. All data rates and modes were investigated for AC Line conducted spurious emissions.

All conducted emissions must not exceed the limits shown in the table below, per Section 15.207 and RSS-Gen (8.8).

Frequency of emission (MHz)	Conducted Limit (dBμV)	
	Quasi-peak	Average
0.15 – 0.5	66 to 56*	56 to 46*
0.5 – 5	56	46
5 – 30	60	50

Table 7-151. Conducted Limits

*Decreases with the logarithm of the frequency.

Test Procedures Used

ANSI C63.10-2020, Subclause 6.2

Test Settings

Quasi-Peak Measurements

1. Analyzer center frequency was set to the frequency of the spurious emission of interest
2. RBW = 9kHz (for emissions from 150kHz – 30MHz)
3. Detector = quasi-peak
4. Sweep time = auto couple
5. Trace mode = max hold
6. Trace was allowed to stabilize

Average Measurements

1. Analyzer center frequency was set to the frequency of the spurious emission of interest
2. RBW = 9kHz (for emissions from 150kHz – 30MHz)
3. Detector = RMS
4. Sweep time = auto couple
5. Trace mode = max hold
6. Trace was allowed to stabilize

FCC ID: BCGA3266 IC: 579C-A3266		MEASUREMENT REPORT (CERTIFICATION)	Approved by: Quality Manager
Test Report S/N: 1C2410210072-11.BCG	Test Dates: 10/25/2024 - 1/2/2025	EUT Type: Tablet Device	Page 178 of 184

V 10.6 10/27/2023

Test Setup

The EUT and measurement equipment were set up as shown in the diagram below.

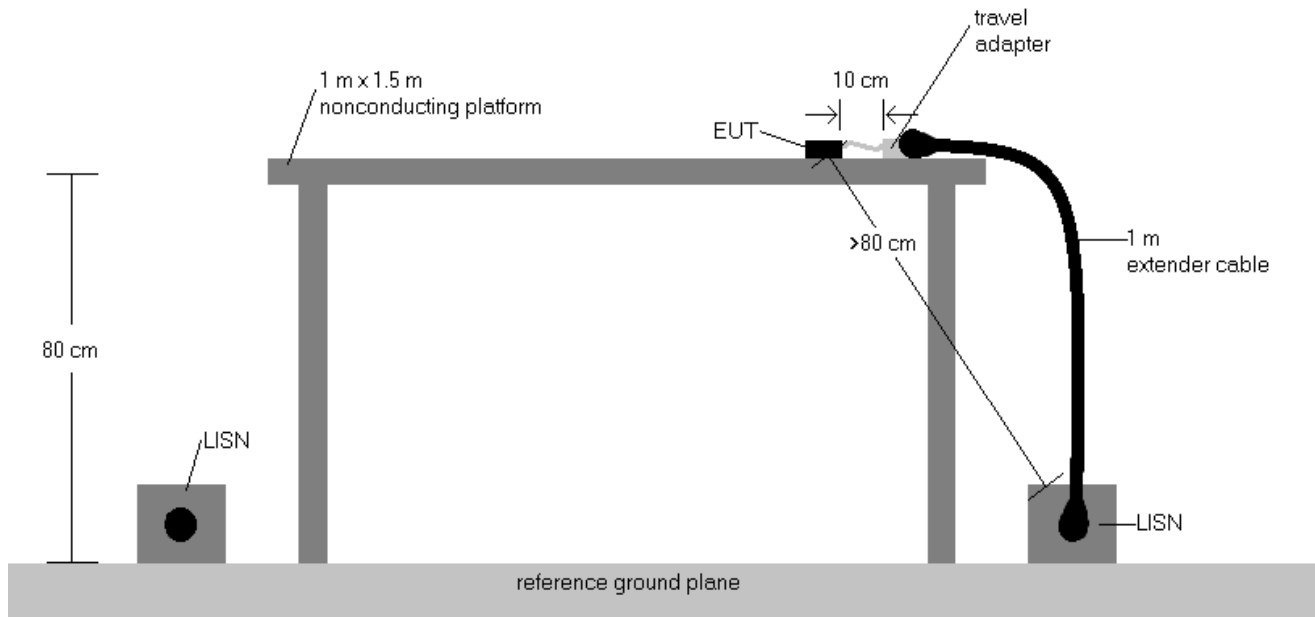


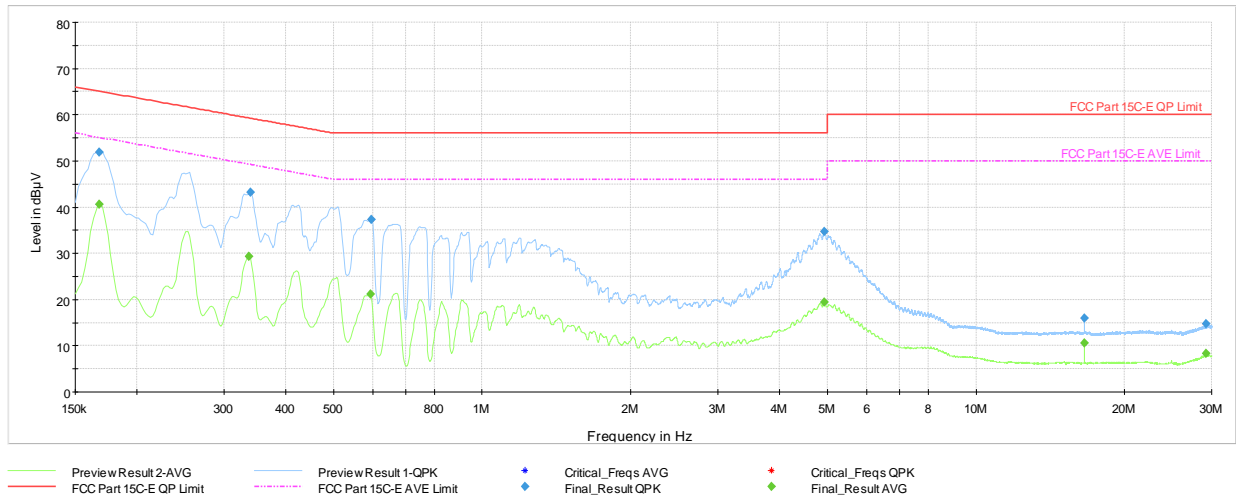
Figure 7-8. Test Instrument & Measurement Setup

Test Notes

1. All modes of operation were investigated and the worst-case emissions are reported. The emissions found were not affected by the choice of channel used during testing.
2. Both configurations below were investigated, and the worst case has been reported.
 - a. EUT powered by AC/DC adaptor via USB-C cable with wire charger
 - b. EUT powered by host PC via USB-C cable with wire charger
3. The limit for an intentional radiator from 150kHz to 30MHz are specified in 15.207 and RSS-Gen (8.8).
4. $\text{Corr. (dB)} = \text{Cable loss (dB)} + \text{LISN insertion factor (dB)}$
5. $\text{QP/AV Level (dB}\mu\text{V)} = \text{QP/AV Analyzer/Receiver Level (dB}\mu\text{V)} + \text{Correction Factor (dB)}$
6. $\text{Margin (dB)} = \text{QP/AV Level (dB}\mu\text{V)} - \text{QP/AV Limit (dB}\mu\text{V)}$
7. Traces shown in plots are made using quasi-peak and average detectors.
8. Deviations to the Specifications: None.

FCC ID: BCGA3266 IC: 579C-A3266		MEASUREMENT REPORT (CERTIFICATION)	Approved by: Quality Manager
Test Report S/N: 1C2410210072-11.BCG	Test Dates: 10/25/2024 - 1/2/2025	EUT Type: Tablet Device	Page 179 of 184

V 10.6 10/27/2023



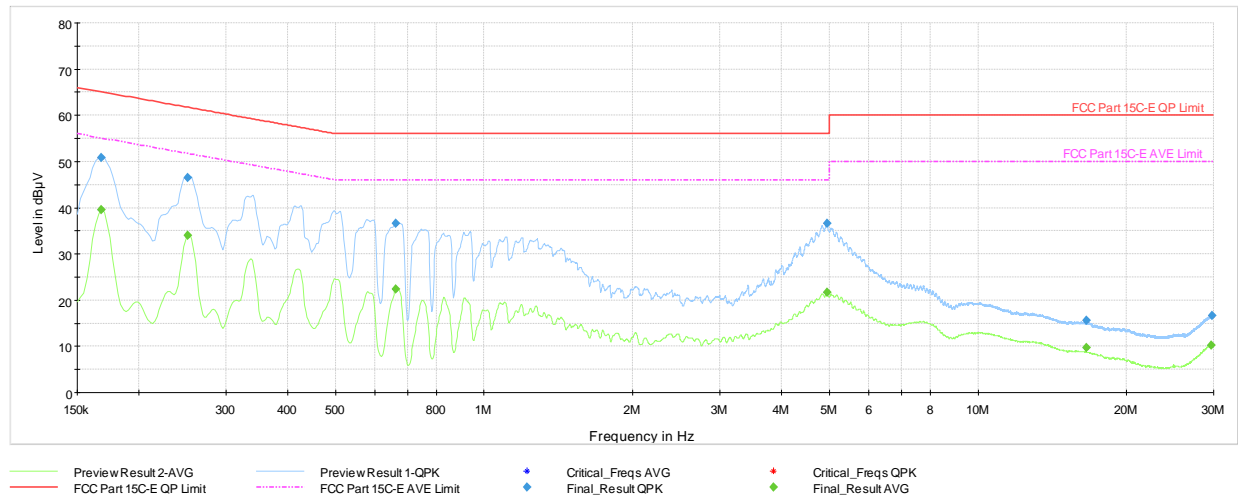
Plot 7-305. AC Line Conducted Plot with CDD 11ax UNII Band 1 – RU26 – Ch.40 (L1) with AC/DC Adapter

Frequency [MHz]	Process State	QuasiPeak [dBµV]	Average [dBµV]	Limit [dBµV]	Margin [dB]	Line	PE
0.17	FINAL	---	40.64	55.06	-14.42	L1	GND
0.17	FINAL	51.95	---	65.06	-13.11	L1	GND
0.34	FINAL	---	29.29	49.28	-19.99	L1	GND
0.34	FINAL	43.13	---	59.23	-16.10	L1	GND
0.59	FINAL	---	21.21	46.00	-24.79	L1	GND
0.60	FINAL	37.28	---	56.00	-18.72	L1	GND
4.93	FINAL	34.63	---	56.00	-21.37	L1	GND
4.93	FINAL	---	19.52	46.00	-26.48	L1	GND
16.57	FINAL	15.93	---	60.00	-44.07	L1	GND
16.57	FINAL	---	10.56	50.00	-39.44	L1	GND
29.24	FINAL	---	8.41	50.00	-41.59	L1	GND
29.24	FINAL	14.71	---	60.00	-45.29	L1	GND

Table 7-152. AC Line Conducted with CDD 11ax UNII Band 1 – RU26 – Ch.40 (L1) with AC/DC Adapter

FCC ID: BCGA3266 IC: 579C-A3266		MEASUREMENT REPORT (CERTIFICATION)	Approved by: Quality Manager
Test Report S/N: 1C2410210072-11.BCG	Test Dates: 10/25/2024 - 1/2/2025	EUT Type: Tablet Device	Page 180 of 184

V 10.6 10/27/2023



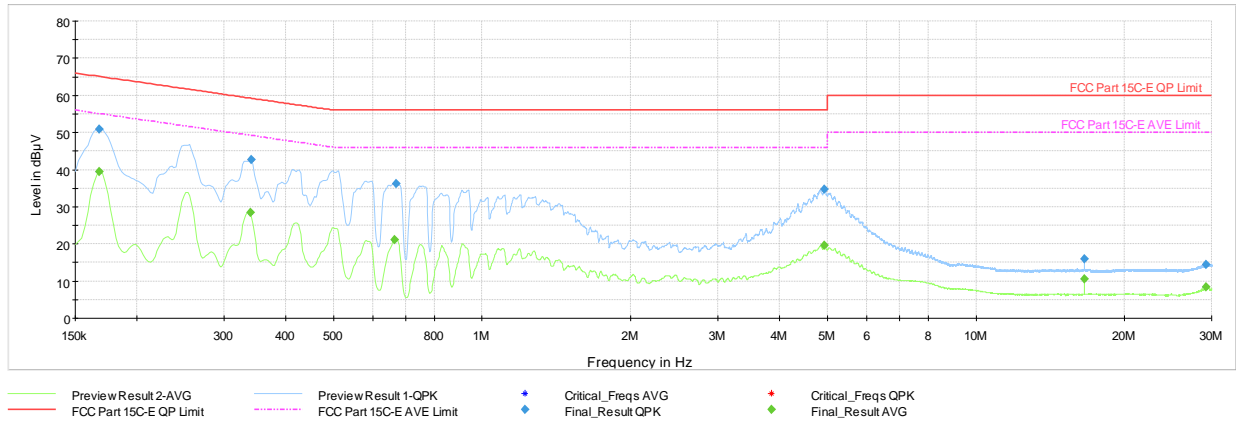
Plot 7-306. AC Line Conducted Plot with CDD 11ax UNII Band 1 – RU26 – Ch.40 (N) with AC/DC Adapter

Frequency [MHz]	Process State	QuasiPeak [dBµV]	Average [dBµV]	Limit [dBµV]	Margin [dB]	Line	PE
0.17	FINAL	---	39.64	55.06	-15.42	N	GND
0.17	FINAL	50.78	---	65.06	-14.28	N	GND
0.25	FINAL	---	34.08	51.72	-17.64	N	GND
0.25	FINAL	46.44	---	61.72	-15.28	N	GND
0.66	FINAL	---	22.38	46.00	-23.62	N	GND
0.66	FINAL	36.59	---	56.00	-19.41	N	GND
4.94	FINAL	36.54	---	56.00	-19.46	N	GND
4.94	FINAL	---	21.73	46.00	-24.27	N	GND
16.57	FINAL	15.65	---	60.00	-44.35	N	GND
16.57	FINAL	---	9.64	50.00	-40.36	N	GND
29.64	FINAL	---	10.25	50.00	-39.75	N	GND
29.82	FINAL	16.59	---	60.00	-43.41	N	GND

Table 7-153. AC Line Conducted with CDD 11ax UNII Band 1 – RU26 – Ch.40 (N) with AC/DC Adapter

FCC ID: BCGA3266 IC: 579C-A3266		MEASUREMENT REPORT (CERTIFICATION)	Approved by: Quality Manager
Test Report S/N: 1C2410210072-11.BCG	Test Dates: 10/25/2024 - 1/2/2025	EUT Type: Tablet Device	Page 181 of 184

V 10.6 10/27/2023



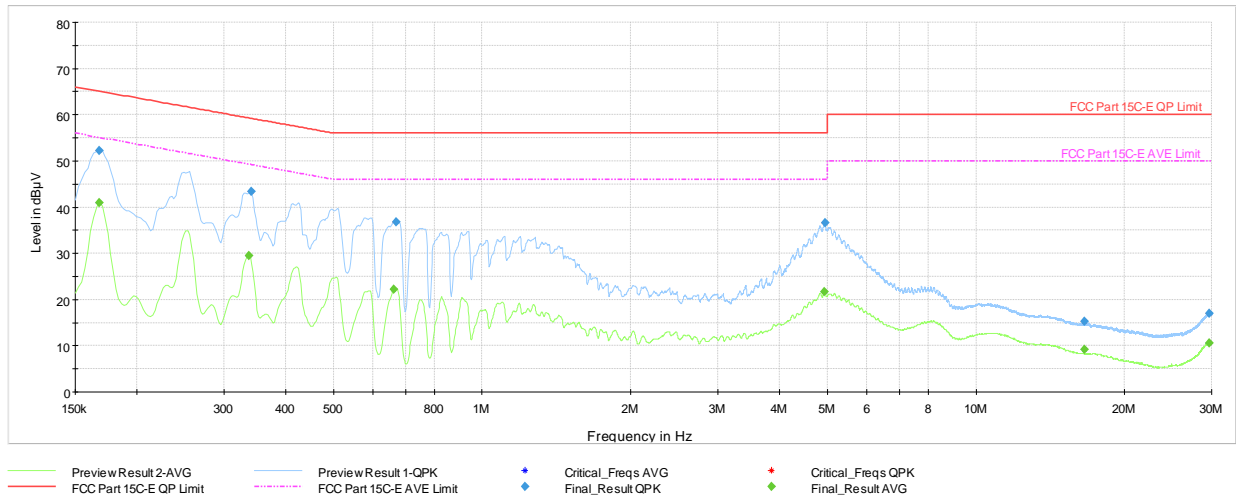
Plot 7-307. AC Line Conducted Plot with CDD 11ax UNII Band 1 – RU242 – Ch.40 (L1) with AC/DC Adapter

Frequency [MHz]	Process State	QuasiPeak [dBμV]	Average [dBμV]	Limit [dBμV]	Margin [dB]	Line	PE
0.17	FINAL	---	39.55	55.06	-15.51	L1	GND
0.17	FINAL	50.86	---	65.06	-14.20	L1	GND
0.34	FINAL	---	28.36	49.23	-20.87	L1	GND
0.34	FINAL	42.63	---	59.17	-16.54	L1	GND
0.67	FINAL	---	21.18	46.00	-24.82	L1	GND
0.67	FINAL	36.13	---	56.00	-19.87	L1	GND
4.94	FINAL	34.68	---	56.00	-21.32	L1	GND
4.94	FINAL	---	19.60	46.00	-26.40	L1	GND
16.57	FINAL	16.02	---	60.00	-43.98	L1	GND
16.57	FINAL	---	10.51	50.00	-39.49	L1	GND
29.24	FINAL	---	8.36	50.00	-41.64	L1	GND
29.24	FINAL	14.52	---	60.00	-45.48	L1	GND

Table 7-154. AC Line Conducted with CDD 11ax UNII Band 1 – RU242 – Ch.40 (L1) with AC/DC Adapter

FCC ID: BCGA3266 IC: 579C-A3266		MEASUREMENT REPORT (CERTIFICATION)	Approved by: Quality Manager
Test Report S/N: 1C2410210072-11.BCG	Test Dates: 10/25/2024 - 1/2/2025	EUT Type: Tablet Device	Page 182 of 184

V 10.6 10/27/2023



Plot 7-308. AC Line Conducted Plot with CDD 11ax UNII Band 1 – RU242 – Ch.40 (N) with AC/DC Adapter

Frequency [MHz]	Process State	QuasiPeak [dBµV]	Average [dBµV]	Limit [dBµV]	Margin [dB]	Line	PE
0.17	FINAL	---	40.89	55.06	-14.17	N	GND
0.17	FINAL	52.16	---	65.06	-12.90	N	GND
0.34	FINAL	---	29.54	49.28	-19.74	N	GND
0.34	FINAL	43.38	---	59.17	-15.79	N	GND
0.66	FINAL	---	22.23	46.00	-23.77	N	GND
0.67	FINAL	36.74	---	56.00	-19.26	N	GND
4.93	FINAL	---	21.62	46.00	-24.38	N	GND
4.94	FINAL	36.55	---	56.00	-19.45	N	GND
16.57	FINAL	15.35	---	60.00	-44.65	N	GND
16.57	FINAL	---	9.20	50.00	-40.80	N	GND
29.64	FINAL	---	10.66	50.00	-39.34	N	GND
29.72	FINAL	17.05	---	60.00	-42.95	N	GND

Table 7-155. AC Line Conducted with CDD 11ax UNII Band 1 – RU242 – Ch.40 (N) with AC/DC Adapter

FCC ID: BCGA3266 IC: 579C-A3266		MEASUREMENT REPORT (CERTIFICATION)	Approved by: Quality Manager
Test Report S/N: 1C2410210072-11.BCG	Test Dates: 10/25/2024 - 1/2/2025	EUT Type: Tablet Device	Page 183 of 184

V 10.6 10/27/2023

Unless otherwise specified, no part of this report may be reproduced or utilized in any part, form or by any means, electronic or mechanical, including photocopying and microfilm, without permission in writing from Element Materials Technology. If you have any questions about this or have an enquiry about obtaining additional rights to this report or assembly of contents thereof, please contact ct.info@element.com.

8.0 CONCLUSION

The data collected relate only the item(s) tested and show that the **Apple Tablet Device FCC ID: BCGA3266** and **IC: 579C-A3266** is in compliance with is in compliance with Part 15 Subpart E (15.407) of the FCC Rules and RSS-247 of the Innovation, Science and Economic Development Canada Rules.

FCC ID: BCGA3266 IC: 579C-A3266		MEASUREMENT REPORT (CERTIFICATION)	Approved by: Quality Manager
Test Report S/N: 1C2410210072-11.BCG	Test Dates: 10/25/2024 - 1/2/2025	EUT Type: Tablet Device	Page 184 of 184

V 10.6 10/27/2023

Unless otherwise specified, no part of this report may be reproduced or utilized in any part, form or by any means, electronic or mechanical, including photocopying and microfilm, without permission in writing from Element Materials Technology. If you have any questions about this or have an enquiry about obtaining additional rights to this report or assembly of contents thereof, please contact ct.info@element.com.