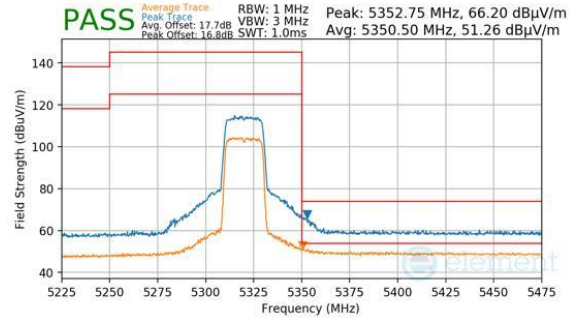
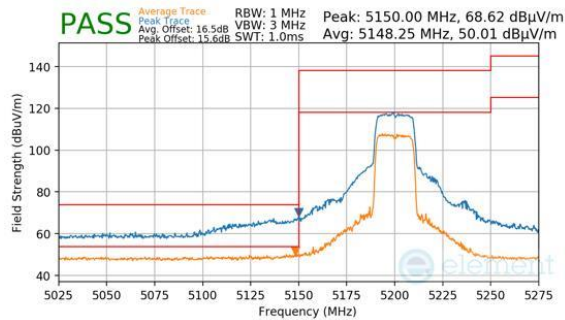


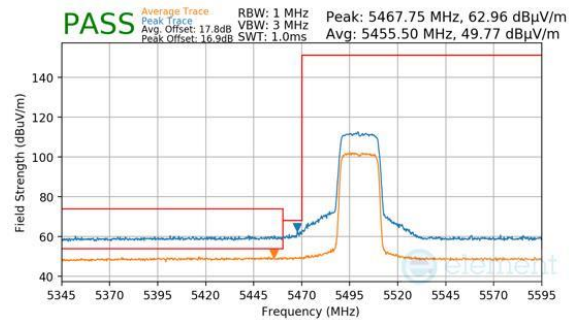
Plot 7-174. Antenna WF7a (Peak & Average, Ch.36, 802.11ax(SU), MCS11)



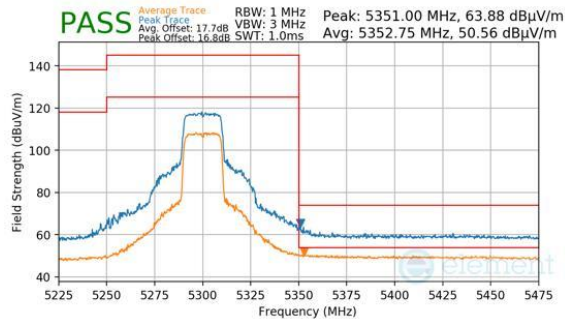
Plot 7-177. Antenna WF7a (Peak & Average, Ch.64, 802.11ax(SU), MCS11)



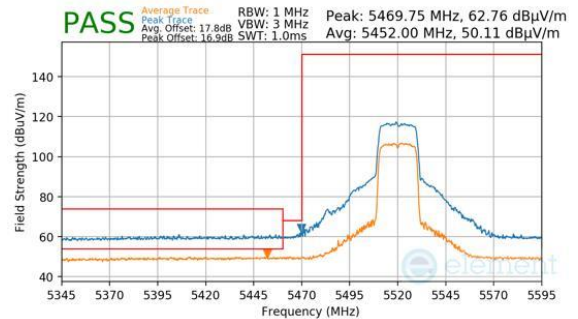
Plot 7-175. Antenna WF7a (Peak & Average, Ch.40, 802.11ax(SU), MCS11)



Plot 7-178. Antenna WF7a (Peak & Average, Ch.100, 802.11ax(SU), MCS11)



Plot 7-176. Antenna WF7a (Peak & Average, Ch.60, 802.11ax(SU), MCS11)

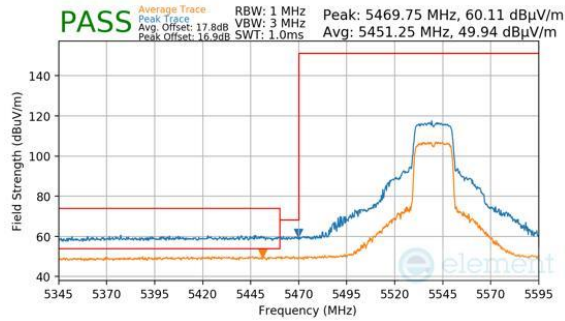


Plot 7-179. Antenna WF7a (Peak & Average, Ch.104, 802.11ax(SU), MCS11)

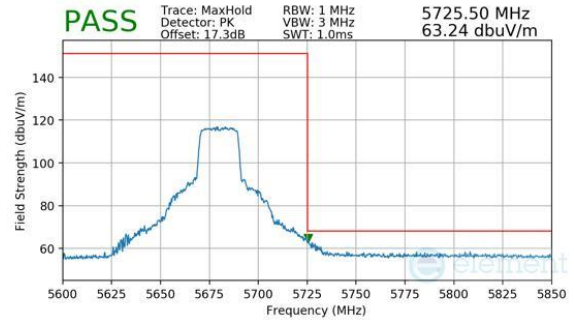
FCC ID: BCGA3266 IC: 579C-A3266		MEASUREMENT REPORT (CERTIFICATION)		Approved by: Technical Manager
Test Report S/N: 1C2410210072-10.BCG	Test Dates: 10/25/2024 - 1/2/2025	EUT Type: Tablet Device		Page 125 of 162

V 10.6 10/27/2023

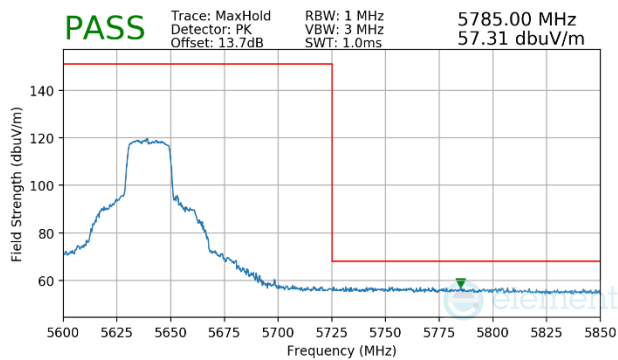
Unless otherwise specified, no part of this report may be reproduced or utilized in any part, form or by any means, electronic or mechanical, including photocopying and microfilm, without permission in writing from Element Materials Technology. If you have any questions about this or have an enquiry about obtaining additional rights to this report or assembly of contents thereof, please contact [ct.info@element.com](mailto:ct.info@element.com).



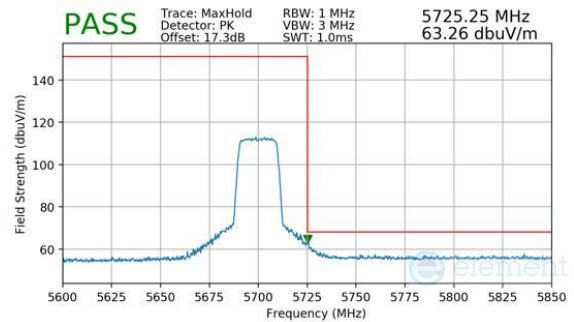
Plot 7-180. Antenna WF7a (Peak & Average, Ch.108, 802.11ax(SU), MCS11)



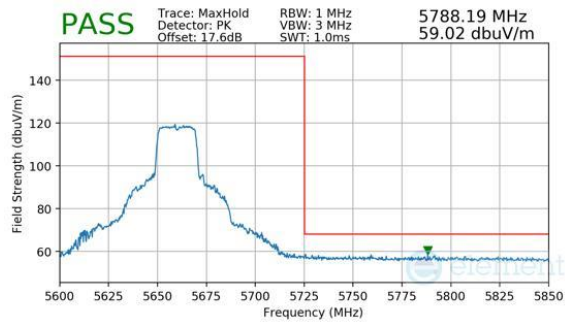
Plot 7-183. Antenna WF7a (Peak, Ch.136, 802.11ax(SU), MCS11)



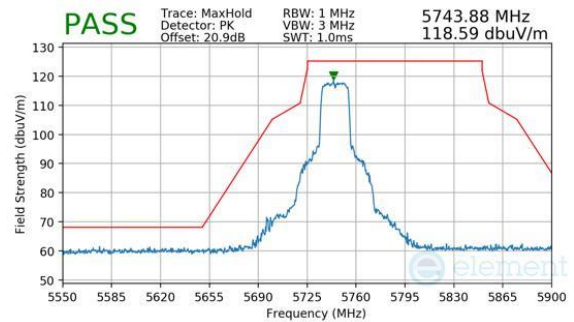
Plot 7-181. (FCC Only) Antenna WF7a (Peak, Ch.128, 802.11ax(SU), MCS11)



Plot 7-184. Antenna WF7a (Peak, Ch.140, 802.11ax(SU), MCS11)



Plot 7-182. Antenna WF7a (Peak, Ch.132, 802.11ax(SU), MCS11)

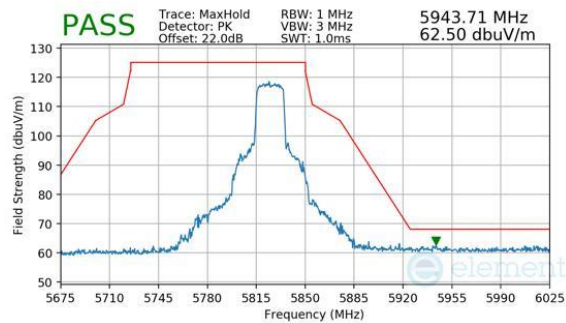


Plot 7-185. Antenna WF7a (Peak, Ch.149, 802.11ax(SU), MCS11)

FCC ID: BCGA3266 IC: 579C-A3266		MEASUREMENT REPORT (CERTIFICATION)	Approved by: Technical Manager
Test Report S/N: 1C2410210072-10.BCG	Test Dates: 10/25/2024 - 1/2/2025	EUT Type: Tablet Device	Page 126 of 162

V 10.6 10/27/2023

Unless otherwise specified, no part of this report may be reproduced or utilized in any part, form or by any means, electronic or mechanical, including photocopying and microfilm, without permission in writing from Element Materials Technology. If you have any questions about this or have an enquiry about obtaining additional rights to this report or assembly of contents thereof, please contact [ct.info@element.com](mailto:ct.info@element.com).



Plot 7-186. Antenna WF7a (Peak, Ch.165, 802.11ax(SU), MCS11)

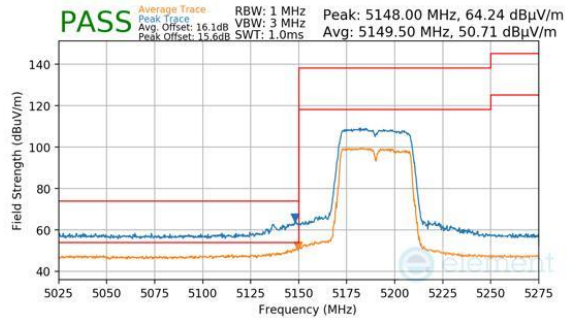
<b>FCC ID:</b> BCGA3266 <b>IC:</b> 579C-A3266		<b>MEASUREMENT REPORT (CERTIFICATION)</b>	<b>Approved by:</b> Technical Manager
<b>Test Report S/N:</b> 1C2410210072-10.BCG	<b>Test Dates:</b> 10/25/2024 - 1/2/2025	<b>EUT Type:</b> Tablet Device	Page 127 of 162

V 10.6 10/27/2023

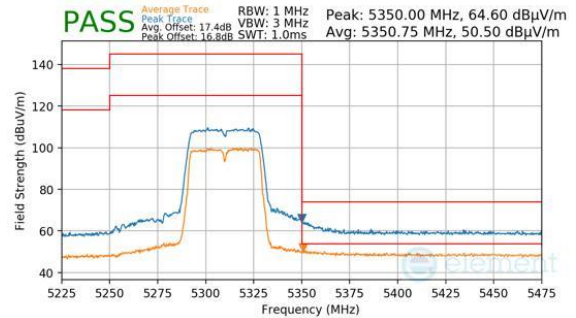
Unless otherwise specified, no part of this report may be reproduced or utilized in any part, form or by any means, electronic or mechanical, including photocopying and microfilm, without permission in writing from Element Materials Technology. If you have any questions about this or have an enquiry about obtaining additional rights to this report or assembly of contents thereof, please contact [ct.info@element.com](mailto:ct.info@element.com).

## 7.6.8 Antenna WF7a Radiated Band Edge Measurements (40MHz BW)

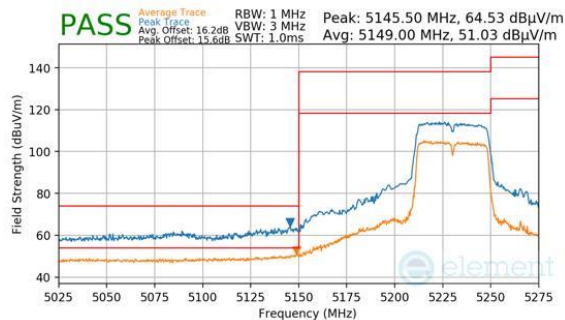
\$15.407(b.1)(b.2) §15.205 §15.209; RSS-Gen [8.9]



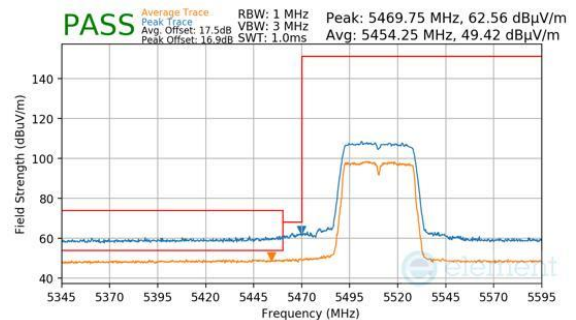
Plot 7-187. Antenna WF7a (Peak & Average, Ch.38, 802.11n, MCS7)



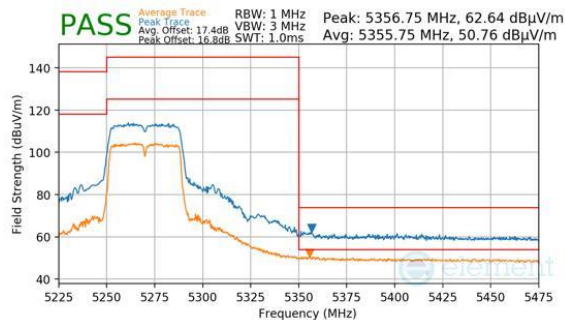
Plot 7-190. Antenna WF7a (Peak & Average, Ch.62, 802.11n, MCS7)



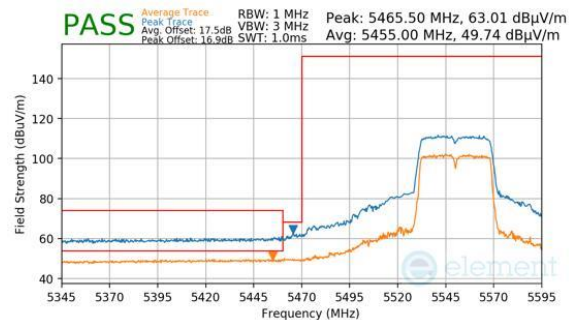
Plot 7-188. Antenna WF7a (Peak & Average, Ch.46, 802.11n, MCS7)



Plot 7-191. Antenna WF7a (Peak & Average, Ch.102, 802.11n, MCS7)



Plot 7-189. Antenna WF7a (Peak & Average, Ch.54, 802.11n, MCS7)

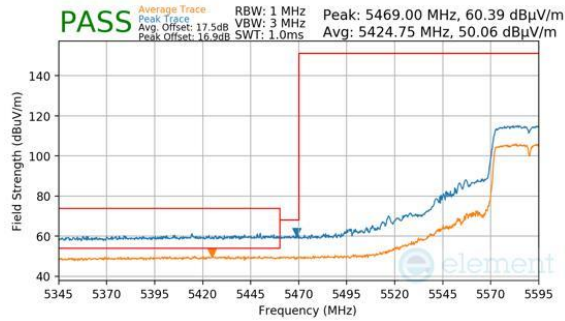


Plot 7-192. Antenna WF7a (Peak & Average, Ch.110, 802.11n, MCS7)

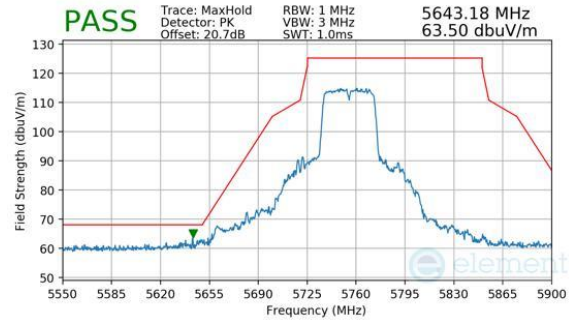
FCC ID: BCGA3266 IC: 579C-A3266	 <b>MEASUREMENT REPORT (CERTIFICATION)</b>		Approved by: Technical Manager
Test Report S/N: 1C2410210072-10.BCG	Test Dates: 10/25/2024 - 1/2/2025	EUT Type: Tablet Device	Page 128 of 162

V 10.6 10/27/2023

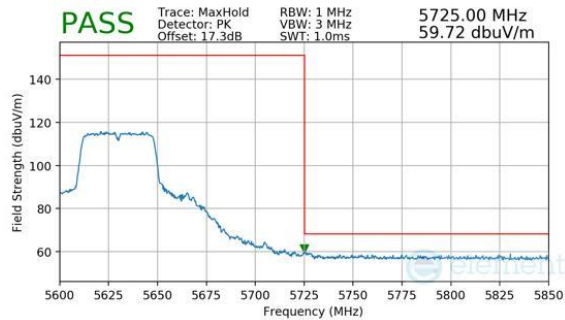
Unless otherwise specified, no part of this report may be reproduced or utilized in any part, form or by any means, electronic or mechanical, including photocopying and microfilm, without permission in writing from Element Materials Technology. If you have any questions about this or have an enquiry about obtaining additional rights to this report or assembly of contents thereof, please contact [ct.info@element.com](mailto:ct.info@element.com).



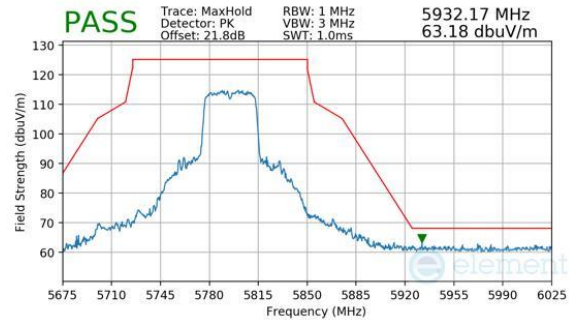
Plot 7-193. (FCC Only) Antenna WF7a (Peak & Average, Ch.118, 802.11n, MCS7)



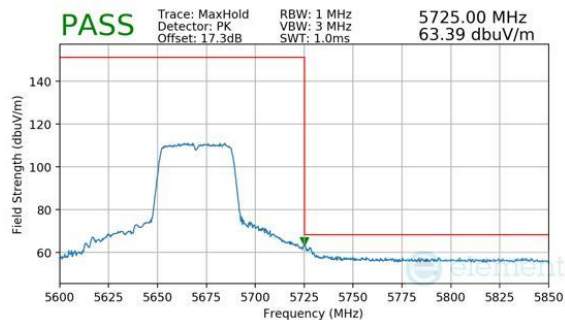
Plot 7-196. Antenna WF7a (Peak, Ch.151, 802.11n, MCS7)



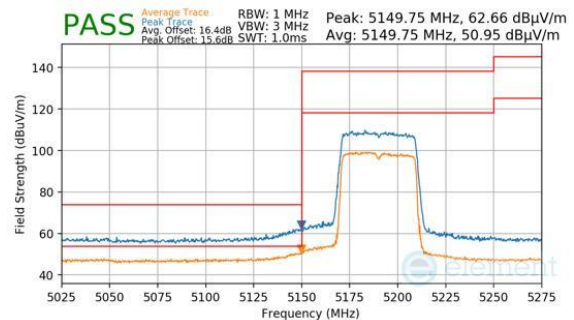
Plot 7-194. (FCC Only) Antenna WF7a (Peak, Ch.126, 802.11n, MCS7)



Plot 7-197. Antenna WF7a (Peak, Ch.159, 802.11n, MCS7)



Plot 7-195. Antenna WF7a (Peak, Ch.134, 802.11n, MCS7)



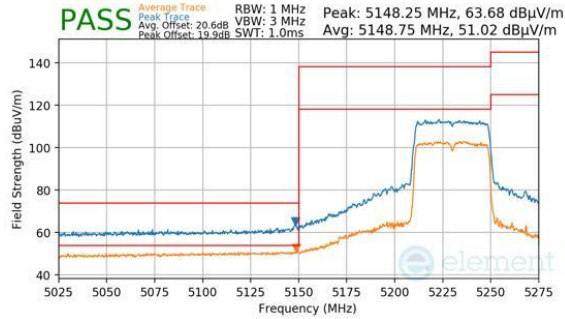
Plot 7-198. Antenna WF7a (Peak & Average, Ch.38, 802.11ax(SU), MCS11)

FCC ID: BCGA3266 IC: 579C-A3266		MEASUREMENT REPORT (CERTIFICATION)	Approved by: Technical Manager
Test Report S/N: 1C2410210072-10.BCG	Test Dates: 10/25/2024 - 1/2/2025	EUT Type: Tablet Device	Page 129 of 162

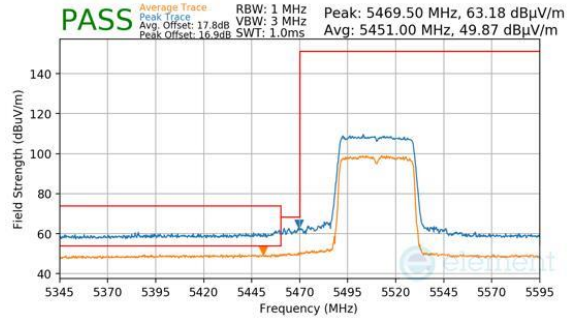
V 10.6 10/27/2023

Unless otherwise specified, no part of this report may be reproduced or utilized in any part, form or by any means, electronic or mechanical, including photocopying and microfilm, without permission in writing from Element Materials Technology. If you have any questions about this or have an enquiry about obtaining additional rights to this report or assembly of contents thereof, please contact [ct.info@element.com](mailto:ct.info@element.com).

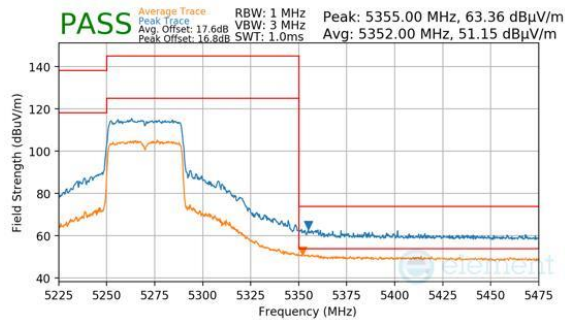




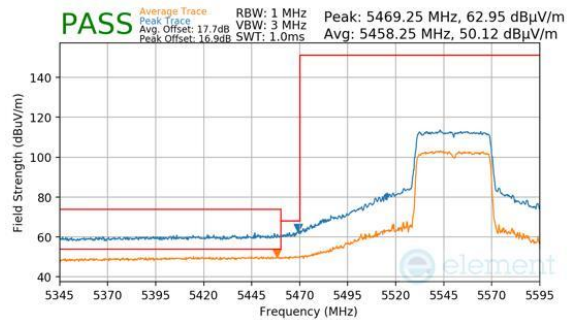
Plot 7-199. Antenna WF7a (Peak & Average, Ch.46, 802.11ax(SU), MCS11)



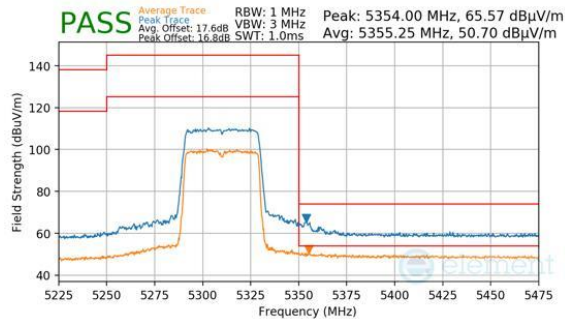
Plot 7-202. Antenna WF7a (Peak & Average, Ch.102, 802.11ax(SU), MCS11)



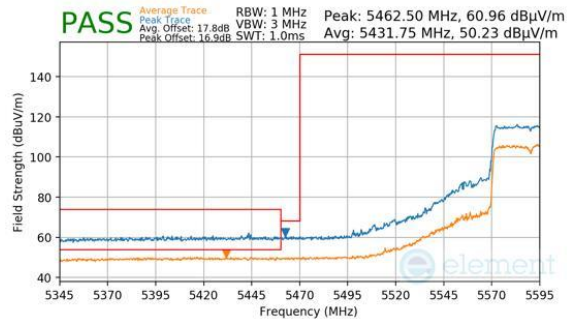
Plot 7-200. Antenna WF7a (Peak & Average, Ch.54, 802.11ax(SU), MCS11)



Plot 7-203. Antenna WF7a (Peak & Average, Ch.110, 802.11ax(SU), MCS11)



Plot 7-201. Antenna WF7a (Peak & Average, Ch.62, 802.11ax(SU), MCS11)

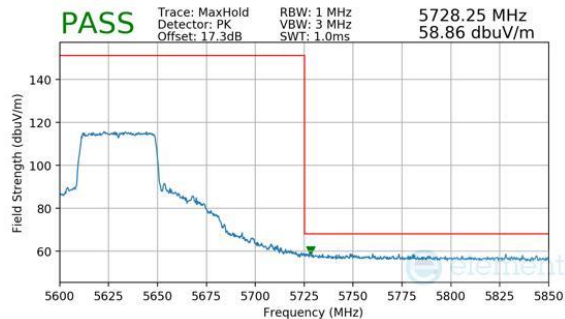


Plot 7-204. (FCC Only) Antenna WF7a (Peak & Average, Ch.118, 802.11ax(SU), MCS11)

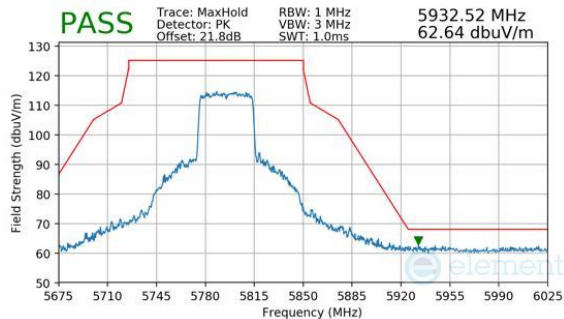
FCC ID: BCGA3266 IC: 579C-A3266		MEASUREMENT REPORT (CERTIFICATION)	Approved by: Technical Manager
Test Report S/N: 1C2410210072-10.BCG	Test Dates: 10/25/2024 - 1/2/2025	EUT Type: Tablet Device	Page 130 of 162

V 10.6 10/27/2023

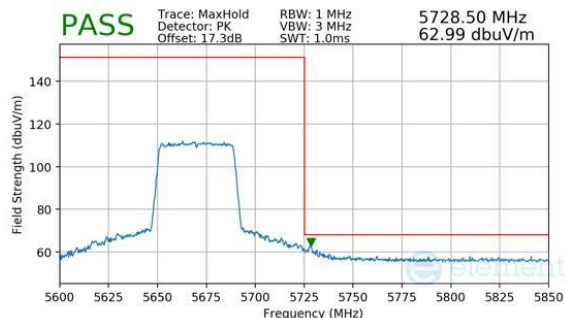
Unless otherwise specified, no part of this report may be reproduced or utilized in any part, form or by any means, electronic or mechanical, including photocopying and microfilm, without permission in writing from Element Materials Technology. If you have any questions about this or have an enquiry about obtaining additional rights to this report or assembly of contents thereof, please contact [ct.info@element.com](mailto:ct.info@element.com).



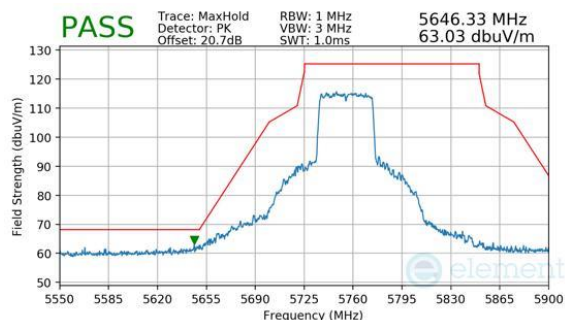
Plot 7-205. (FCC Only) Antenna WF7a (Peak, Ch.126, 802.11ax(SU), MCS11)




Plot 7-208. Antenna WF7a (Peak, Ch.159, 802.11ax(SU), MCS11)



Plot 7-206. Antenna WF7a (Peak, Ch.134, 802.11ax(SU), MCS11)



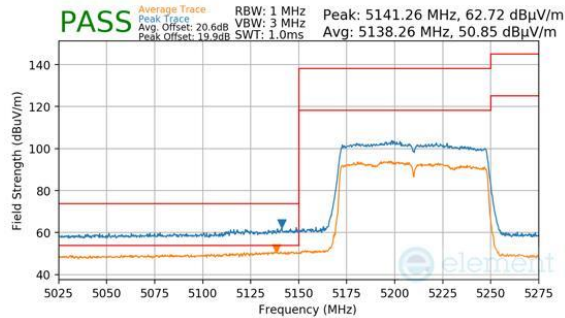
Plot 7-207. Antenna WF7a (Peak, Ch.151, 802.11ax(SU), MCS11)

FCC ID: BCGA3266 IC: 579C-A3266		MEASUREMENT REPORT (CERTIFICATION)	Approved by: Technical Manager
Test Report S/N: 1C2410210072-10.BCG	Test Dates: 10/25/2024 - 1/2/2025	EUT Type: Tablet Device	Page 131 of 162

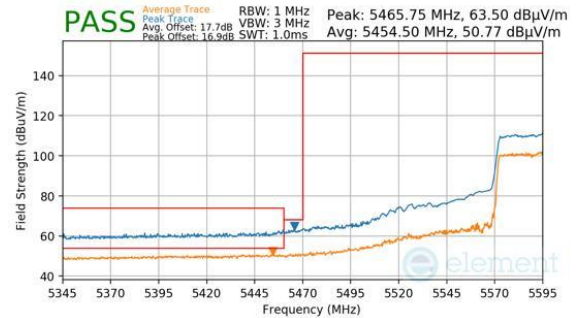
V 10.6 10/27/2023

## 7.6.9 Antenna WF7a Radiated Band Edge Measurements (80MHz BW)

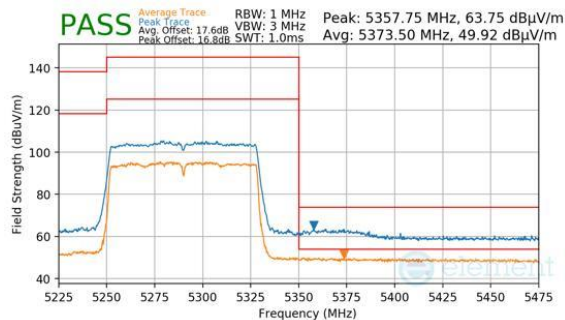
\$15.407(b.1)(b.2) \$15.205 \$15.209; RSS-Gen [8.9]



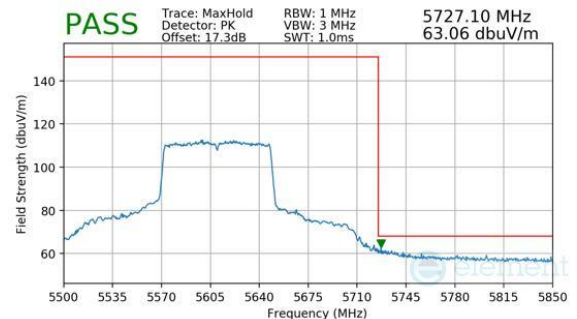
Plot 7-209. Antenna WF7a (Peak & Average, Ch.42, 802.11ac, MCS9)



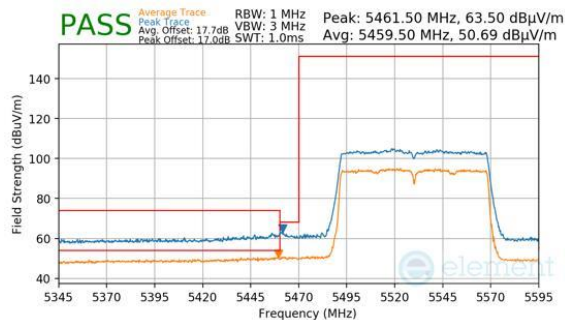
Plot 7-212. (FCC Only) Antenna WF7a (Peak & Average, Ch.122, 802.11ac, MCS9)



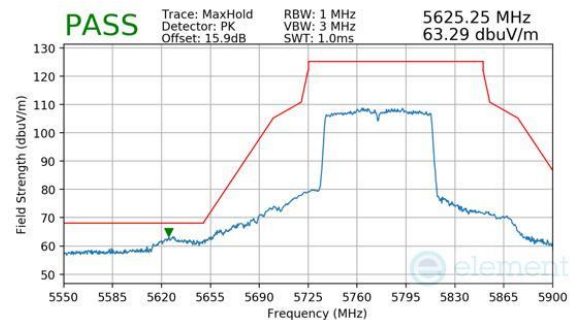
Plot 7-210. Antenna WF7a (Peak & Average, Ch.58, 802.11ac, MCS9)



Plot 7-213. (FCC Only) Antenna WF7a (Peak, Ch.122, 802.11ac, MCS9)



Plot 7-211. Antenna WF7a (Peak & Average, Ch.106, 802.11ac, MCS9)



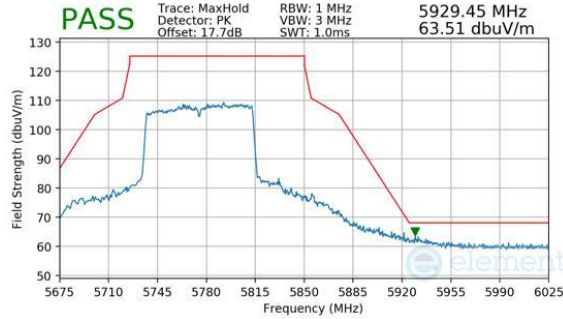
Plot 7-214. Antenna WF7a (Peak, Ch.155, 802.11ac, MCS9)

FCC ID: BCGA3266 IC: 579C-A3266		MEASUREMENT REPORT (CERTIFICATION)	Approved by: Technical Manager
Test Report S/N: 1C2410210072-10.BCG	Test Dates: 10/25/2024 - 1/2/2025	EUT Type: Tablet Device	Page 132 of 162

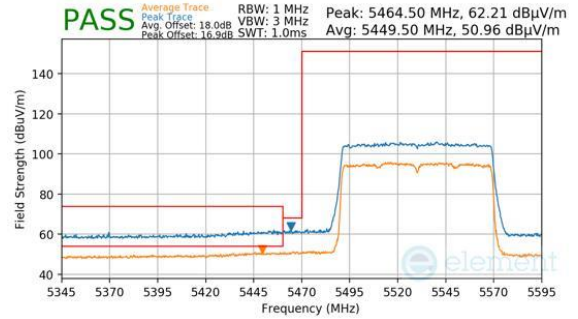
V 10.6 10/27/2023

Unless otherwise specified, no part of this report may be reproduced or utilized in any part, form or by any means, electronic or mechanical, including photocopying and microfilm, without permission in writing from Element Materials Technology. If you have any questions about this or have an enquiry about obtaining additional rights to this report or assembly of contents thereof, please contact [ct.info@element.com](mailto:ct.info@element.com).

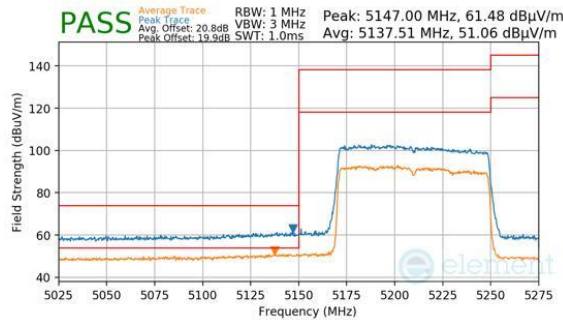




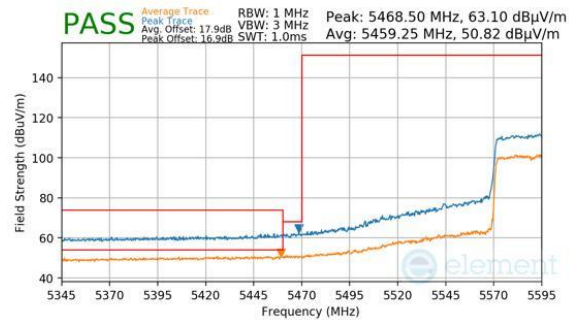
Plot 7-215. Antenna WF7a (Peak, Ch.155, 802.11ac, MCS9)



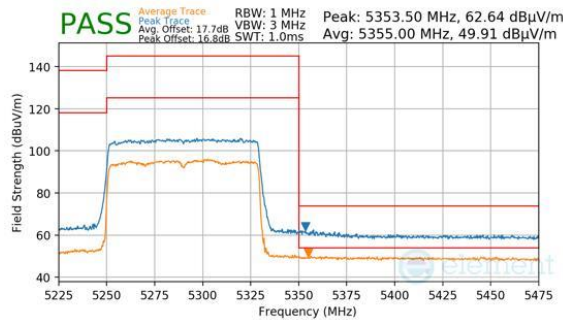
Plot 7-218. Antenna WF7a (Peak & Average, Ch.106, 802.11ax(SU), MCS11)



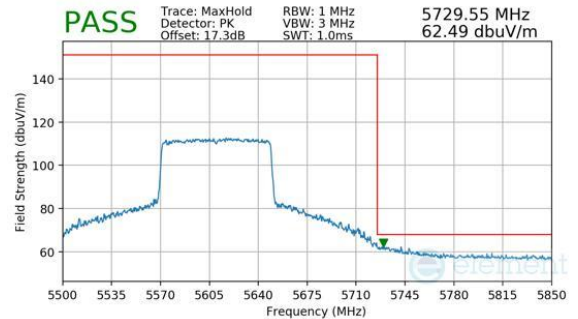
Plot 7-216. Antenna WF7a (Peak & Average, Ch.42, 802.11ax(SU), MCS11)




Plot 7-219. (FCC Only) Antenna WF7a (Peak & Average, Ch.122, 802.11ax(SU), MCS11)

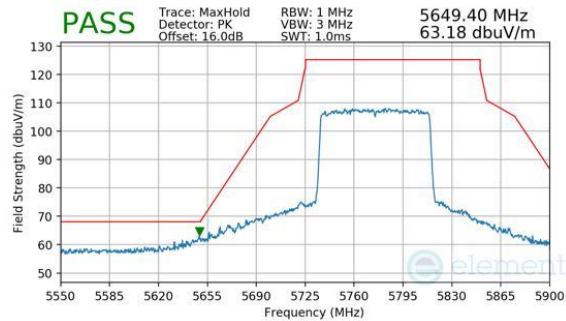


Plot 7-217. Antenna WF7a (Peak & Average, Ch.58, 802.11ax(SU), MCS11)

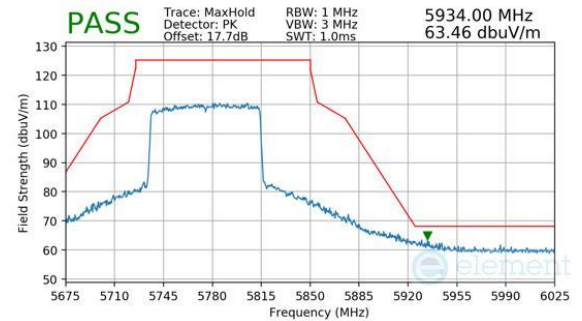


Plot 7-220. (FCC Only) Antenna WF7a (Peak, Ch.122, 802.11ax(SU), MCS11)

FCC ID: BCGA3266 IC: 579C-A3266		MEASUREMENT REPORT (CERTIFICATION)	Approved by: Technical Manager
Test Report S/N: 1C2410210072-10.BCG	Test Dates: 10/25/2024 - 1/2/2025	EUT Type: Tablet Device	Page 133 of 162



Plot 7-221. Antenna WF7a (Peak, Ch.155, 802.11ax(SU), MCS11)

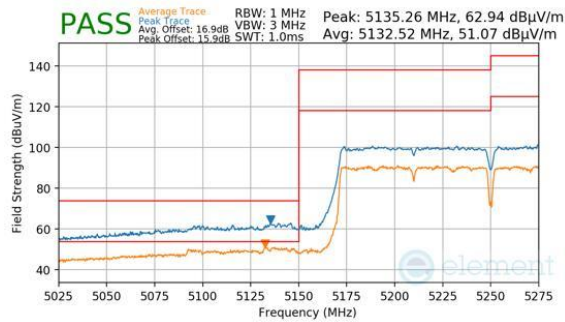


Plot 7-222. Antenna WF7a (Peak, Ch.155, 802.11ax(SU), MCS11)

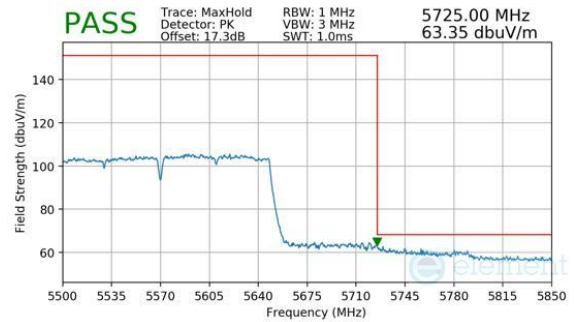
FCC ID: BCGA3266 IC: 579C-A3266	 <b>MEASUREMENT REPORT (CERTIFICATION)</b>		<b>Approved by:</b> Technical Manager
Test Report S/N: 1C2410210072-10.BCG	Test Dates: 10/25/2024 - 1/2/2025	EUT Type: Tablet Device	Page 134 of 162

## 7.6.10 Antenna WF7a Radiated Band Edge Measurements (160MHz BW)

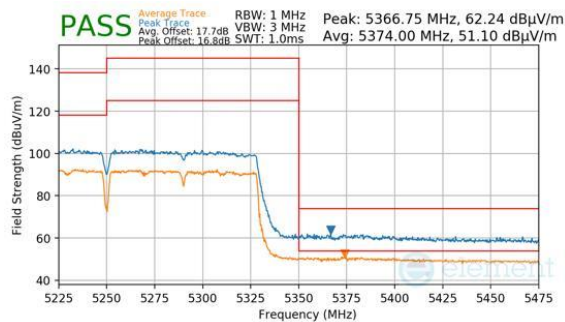
§15.407(b.1)(b.2) §15.205 §15.209; RSS-Gen [8.9]



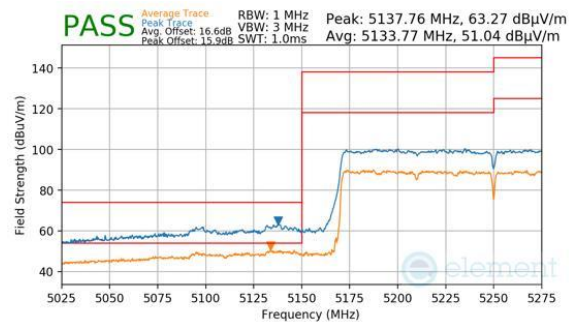
Plot 7-223. Antenna WF7a (Peak & Average, Ch.50, 802.11ac, MCS9)



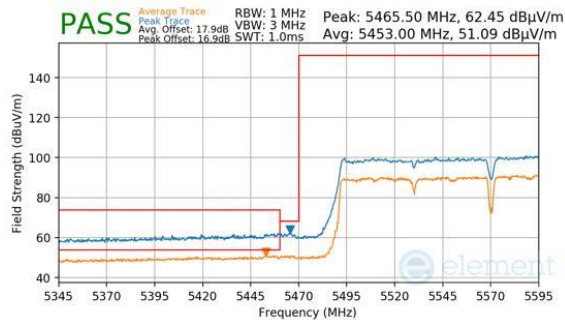
Plot 7-226. (FCC Only) Antenna WF7a (Peak, Ch.114, 802.11ac, MCS9)



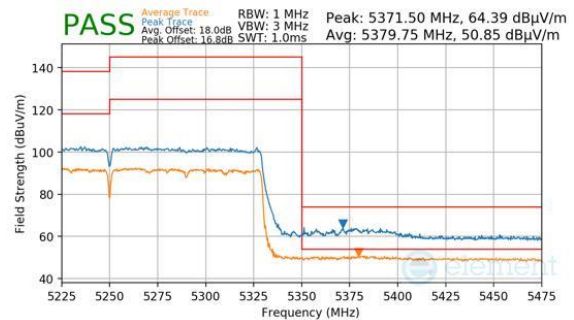
Plot 7-224. Antenna WF7a (Peak & Average, Ch.50, 802.11ac, MCS9)



Plot 7-227. Antenna WF7a (Peak & Average, Ch.50, 802.11ac(SU), MCS11)



Plot 7-225. (FCC Only) Antenna WF7a (Peak & Average, Ch.114, 802.11ac, MCS9)

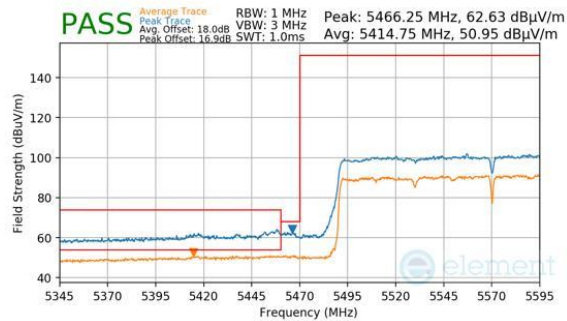


Plot 7-228. Antenna WF7a (Peak & Average, Ch.50, 802.11ac(SU), MCS11)

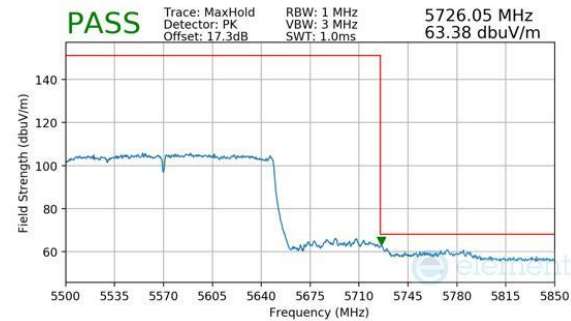
FCC ID: BCGA3266 IC: 579C-A3266		MEASUREMENT REPORT (CERTIFICATION)	Approved by: Technical Manager
Test Report S/N: 1C2410210072-10.BCG	Test Dates: 10/25/2024 - 1/2/2025	EUT Type: Tablet Device	Page 135 of 162

V 10.6 10/27/2023

Unless otherwise specified, no part of this report may be reproduced or utilized in any part, form or by any means, electronic or mechanical, including photocopying and microfilm, without permission in writing from Element Materials Technology. If you have any questions about this or have an enquiry about obtaining additional rights to this report or assembly of contents thereof, please contact [ct.info@element.com](mailto:ct.info@element.com).



Plot 7-229. (FCC Only) Antenna WF7a (Peak & Average, Ch.114, 802.11ax(SU), MCS11)

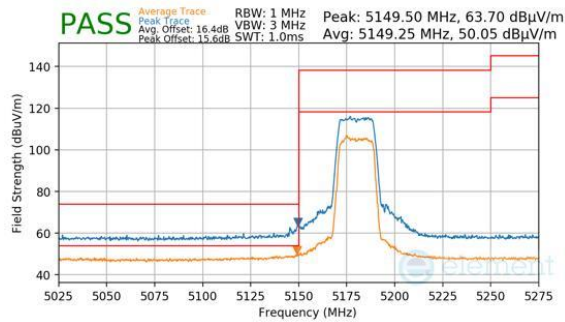


Plot 7-230. (FCC Only) Antenna WF7a (Peak, Ch.114, 802.11ax(SU), MCS11)

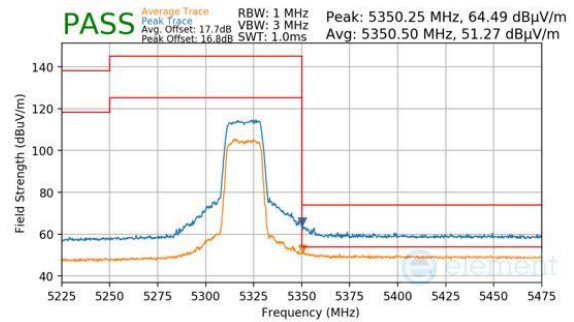
FCC ID: BCGA3266 IC: 579C-A3266		MEASUREMENT REPORT (CERTIFICATION)	Approved by: Technical Manager
Test Report S/N: 1C2410210072-10.BCG	Test Dates: 10/25/2024 - 1/2/2025	EUT Type: Tablet Device	Page 136 of 162

## 7.6.11 CDD Radiated Band Edge Measurements (20MHz BW)

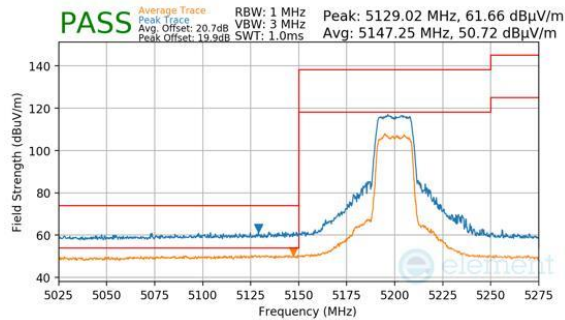
§15.407(b.1)(b.2) §15.205 §15.209; RSS-Gen [8.9]; RSS-Gen [8.9]



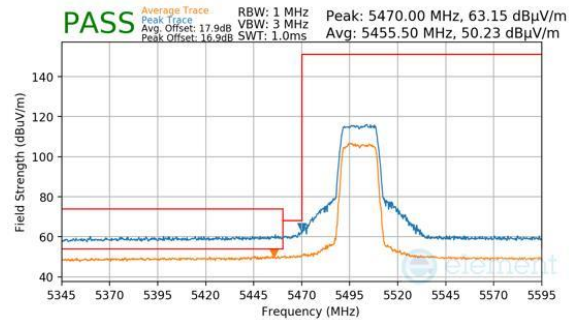
Plot 7-231. CDD (Peak & Average, Ch.36, 802.11n, MCS15)



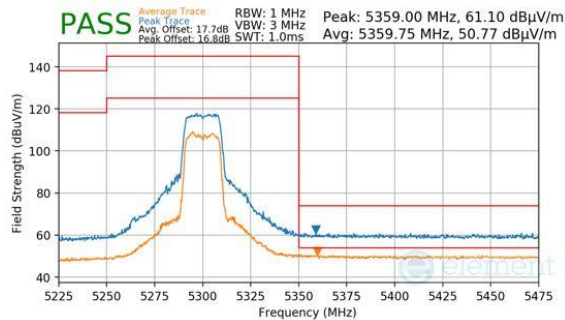
Plot 7-234. CDD (Peak & Average, Ch.64, 802.11n, MCS15)



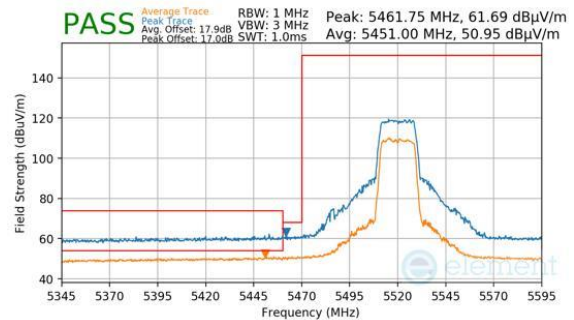
Plot 7-232. CDD (Peak & Average, Ch.40, 802.11n, MCS15)



Plot 7-235. CDD (Peak & Average, Ch.100, 802.11n, MCS15)



Plot 7-233. CDD (Peak & Average, Ch.60, 802.11n, MCS15)



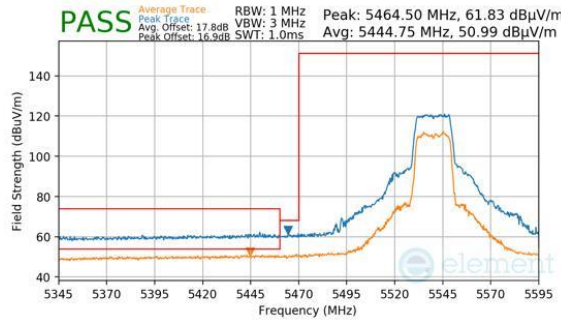
Plot 7-236. CDD (Peak & Average, Ch.104, 802.11n, MCS15)

FCC ID: BCGA3266 IC: 579C-A3266		MEASUREMENT REPORT (CERTIFICATION)	Approved by: Technical Manager
Test Report S/N: 1C2410210072-10.BCG	Test Dates: 10/25/2024 - 1/2/2025	EUT Type: Tablet Device	Page 137 of 162

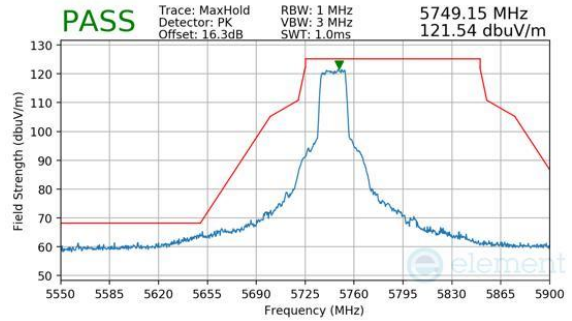
V 10.6 10/27/2023

Unless otherwise specified, no part of this report may be reproduced or utilized in any part, form or by any means, electronic or mechanical, including photocopying and microfilm, without permission in writing from Element Materials Technology. If you have any questions about this or have an enquiry about obtaining additional rights to this report or assembly of contents thereof, please contact [ct.info@element.com](mailto:ct.info@element.com).

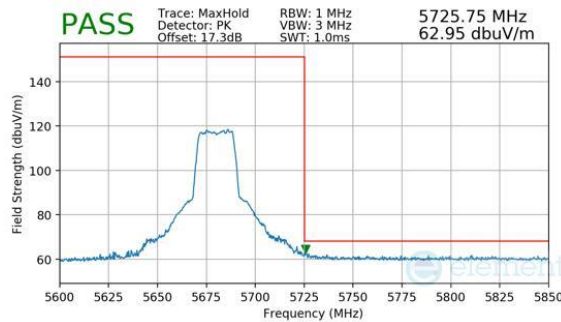




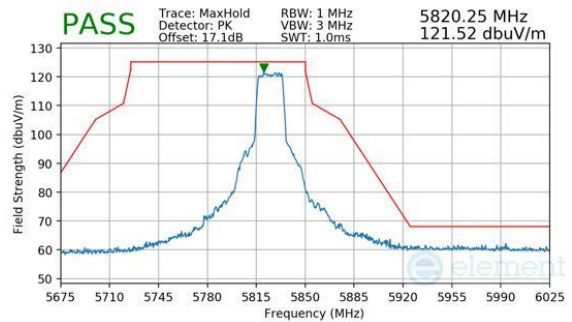
Plot 7-237. CDD (Peak & Average, Ch.108, 802.11n, MCS15)



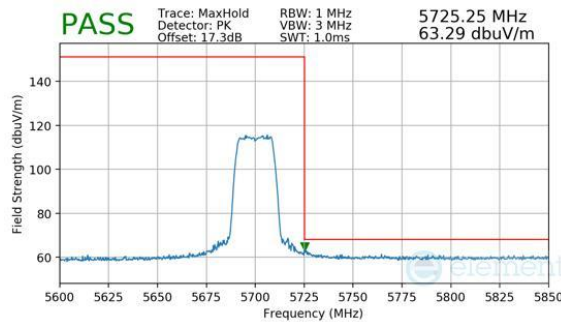
Plot 7-240. CDD (Peak, Ch.149, 802.11n, MCS15)



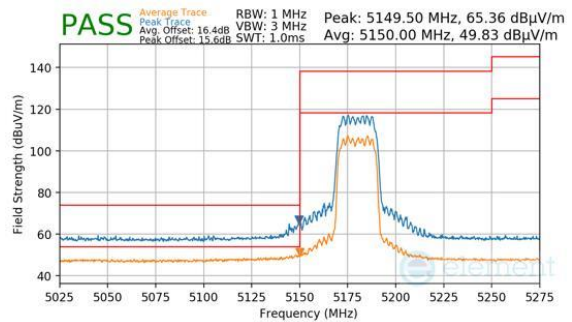
Plot 7-238. CDD (Peak, Ch.136, 802.11n, MCS15)



Plot 7-241. CDD (Peak, Ch.165, 802.11n, MCS15)

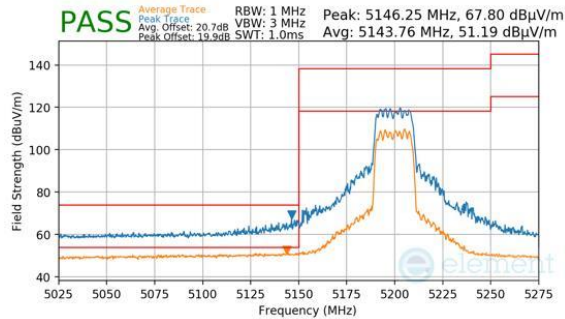


Plot 7-239. CDD (Peak, Ch.140, 802.11n, MCS15)

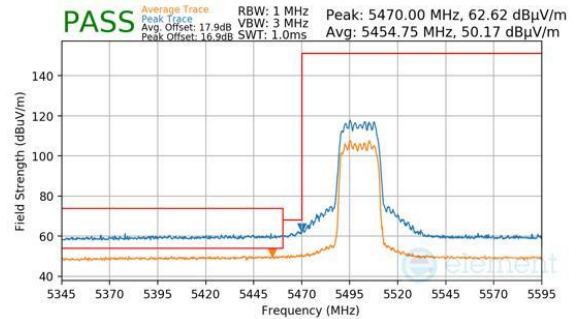


Plot 7-242. CDD (Peak & Average, Ch.36, 802.11ax(SU), MCS11)

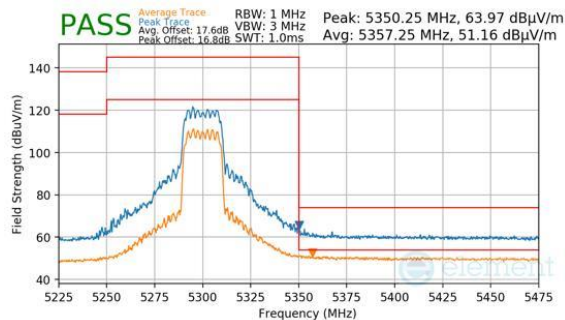
FCC ID: BCGA3266 IC: 579C-A3266	 <b>MEASUREMENT REPORT (CERTIFICATION)</b>		Approved by: Technical Manager
Test Report S/N: 1C2410210072-10.BCG	Test Dates: 10/25/2024 - 1/2/2025	EUT Type: Tablet Device	Page 138 of 162



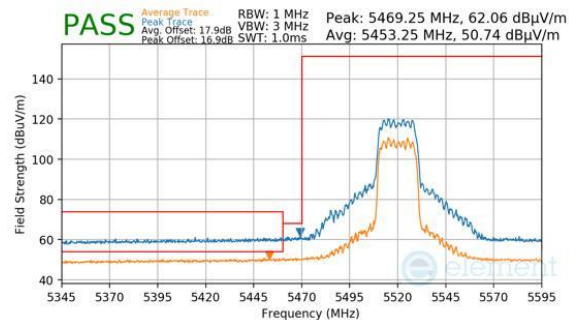
Plot 7-243. CDD (Peak & Average, Ch.40, 802.11ax(SU), MCS11)



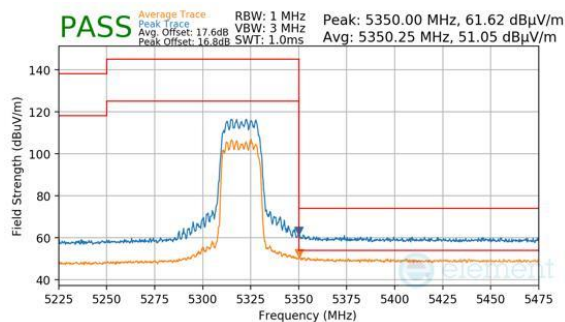
Plot 7-246. CDD (Peak & Average, Ch.100, 802.11ax(SU), MCS11)



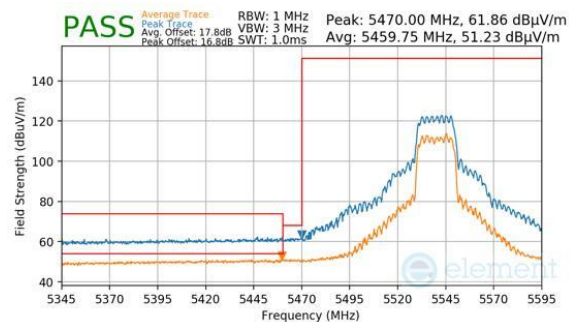
Plot 7-244. CDD (Peak & Average, Ch.60, 802.11ax(SU), MCS11)



Plot 7-247. CDD (Peak & Average, Ch.104, 802.11ax(SU), MCS11)



Plot 7-245. CDD (Peak & Average, Ch.64, 802.11ax(SU), MCS11)

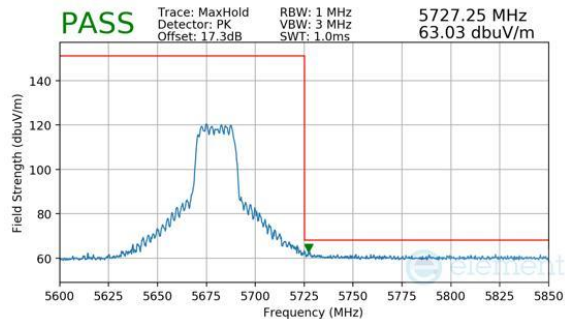


Plot 7-248. CDD (Peak & Average, Ch.108, 802.11ax(SU), MCS11)

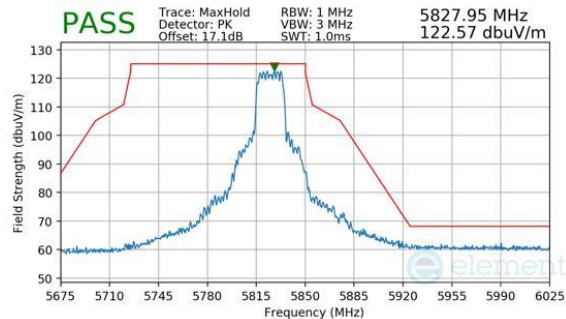
FCC ID: BCGA3266 IC: 579C-A3266	 <b>MEASUREMENT REPORT (CERTIFICATION)</b>		<b>Approved by:</b> Technical Manager
<b>Test Report S/N:</b> 1C2410210072-10.BCG	<b>Test Dates:</b> 10/25/2024 - 1/2/2025	<b>EUT Type:</b> Tablet Device	Page 139 of 162

V 10.6 10/27/2023

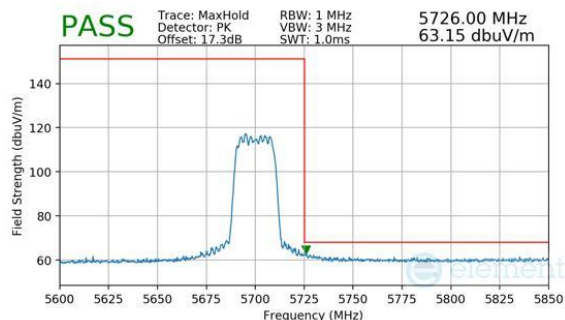
Unless otherwise specified, no part of this report may be reproduced or utilized in any part, form or by any means, electronic or mechanical, including photocopying and microfilm, without permission in writing from Element Materials Technology. If you have any questions about this or have an enquiry about obtaining additional rights to this report or assembly of contents thereof, please contact [ct.info@element.com](mailto:ct.info@element.com).



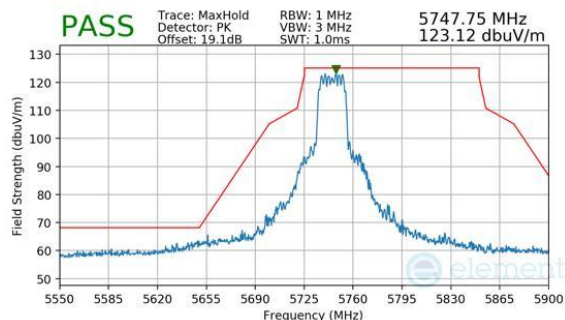
Plot 7-249. CDD (Peak, Ch.136, 802.11ax(SU), MCS11)




Plot 7-252. CDD (Peak, Ch.165, 802.11ax(SU), MCS11)



Plot 7-250. CDD (Peak, Ch.140, 802.11ax(SU), MCS11)



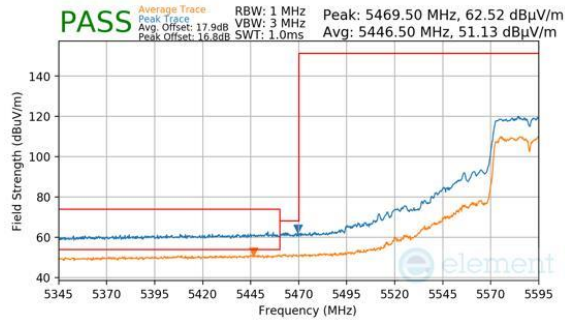
Plot 7-251. CDD (Peak, Ch.149, 802.11ax(SU), MCS11)

FCC ID: BCGA3266 IC: 579C-A3266	 <b>MEASUREMENT REPORT (CERTIFICATION)</b>		<b>Approved by:</b> Technical Manager
<b>Test Report S/N:</b> 1C2410210072-10.BCG	<b>Test Dates:</b> 10/25/2024 - 1/2/2025	<b>EUT Type:</b> Tablet Device	Page 140 of 162

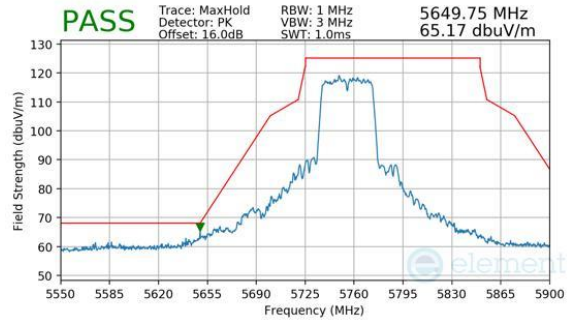
V 10.6 10/27/2023

Unless otherwise specified, no part of this report may be reproduced or utilized in any part, form or by any means, electronic or mechanical, including photocopying and microfilm, without permission in writing from Element Materials Technology. If you have any questions about this or have an enquiry about obtaining additional rights to this report or assembly of contents thereof, please contact [ct.info@element.com](mailto:ct.info@element.com).

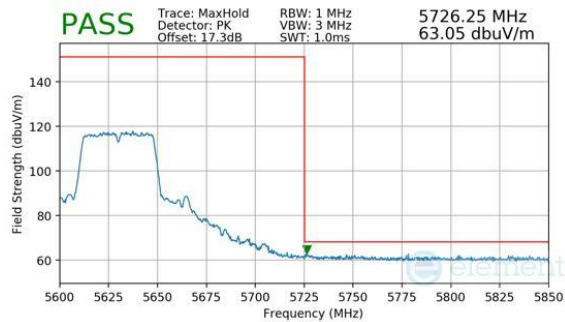




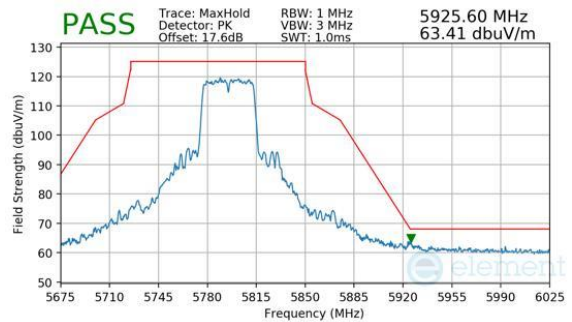
Plot 7-259. (FCC Only) CDD (Peak & Average, Ch.118, 802.11n, MCS15)



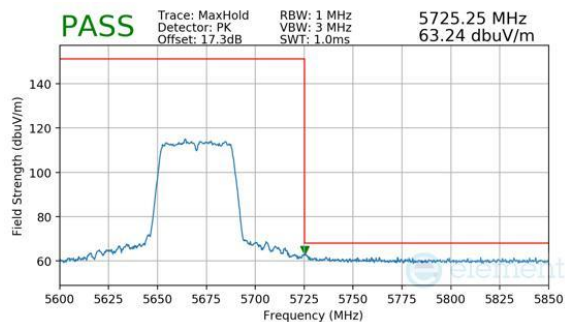
Plot 7-262. CDD (Peak, Ch.151, 802.11n, MCS15)



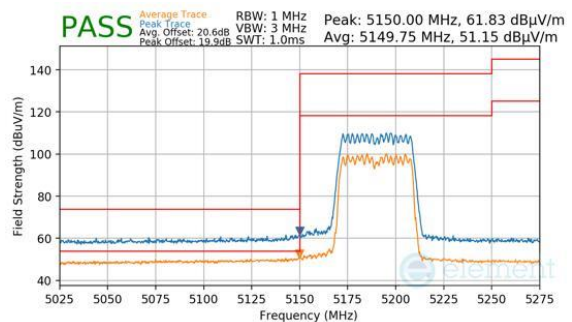
Plot 7-260. (FCC Only) CDD (Peak, Ch.126, 802.11n, MCS15)



Plot 7-263. CDD (Peak, Ch.159, 802.11n, MCS15)



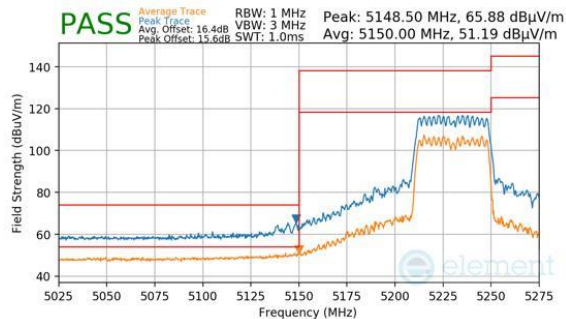
Plot 7-261. CDD (Peak, Ch.134, 802.11n, MCS15)



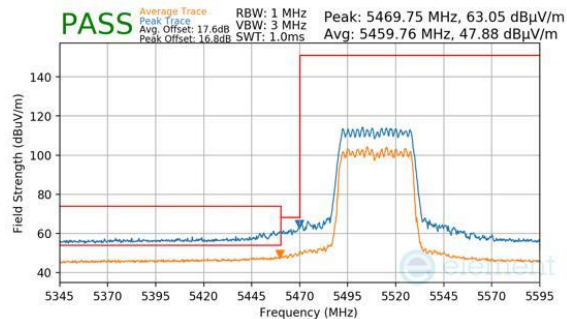
Plot 7-264. CDD (Peak & Average, Ch.38, 802.11ax(SU), MCS11)

FCC ID: BCGA3266 IC: 579C-A3266		MEASUREMENT REPORT (CERTIFICATION)	Approved by: Technical Manager
Test Report S/N: 1C2410210072-10.BCG	Test Dates: 10/25/2024 - 1/2/2025	EUT Type: Tablet Device	Page 142 of 162

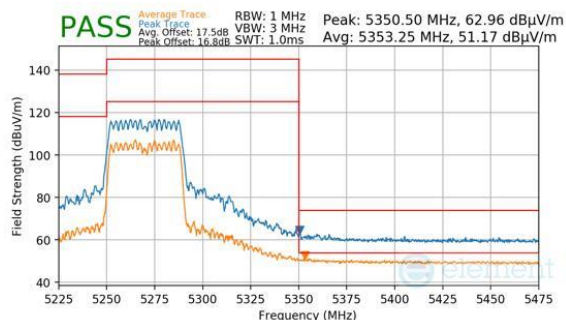




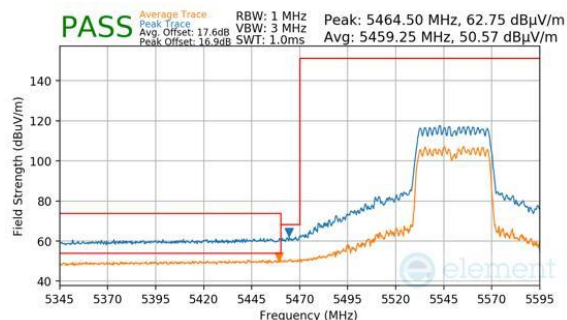
Plot 7-265. CDD (Peak & Average, Ch.46, 802.11ax(SU), MCS11)



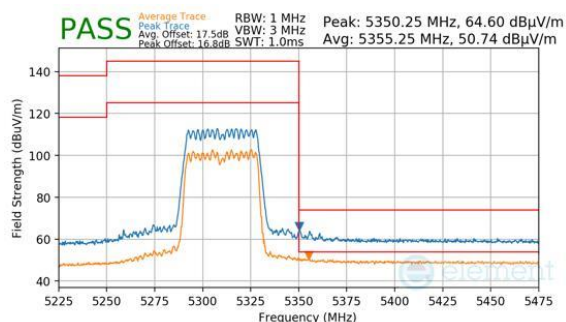
Plot 7-268. CDD (Peak & Average, Ch.102, 802.11ax(SU), MCS11)



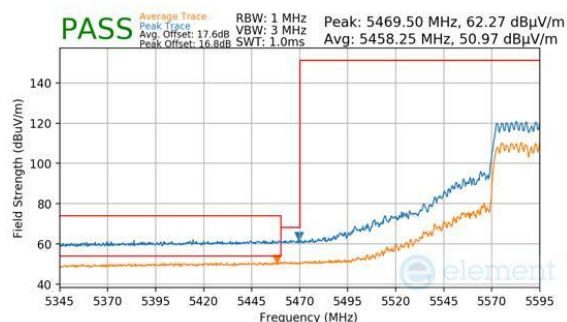
Plot 7-266. CDD (Peak & Average, Ch.54, 802.11ax(SU), MCS11)




Plot 7-269. CDD (Peak & Average, Ch.110, 802.11ax(SU), MCS11)



Plot 7-267. CDD (Peak & Average, Ch.62, 802.11ax(SU), MCS11)

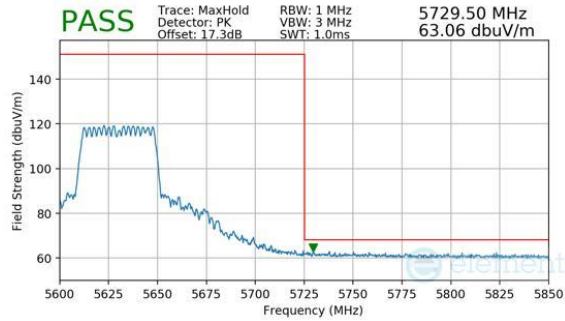


Plot 7-270. (FCC Only) CDD (Peak & Average, Ch.118, 802.11ax(SU), MCS11)

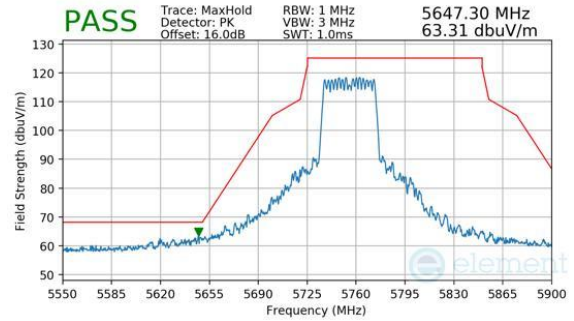
FCC ID: BCGA3266 IC: 579C-A3266	 <b>MEASUREMENT REPORT (CERTIFICATION)</b>		<b>Approved by:</b> Technical Manager
Test Report S/N: 1C2410210072-10.BCG	Test Dates: 10/25/2024 - 1/2/2025	EUT Type: Tablet Device	Page 143 of 162

V 10.6 10/27/2023

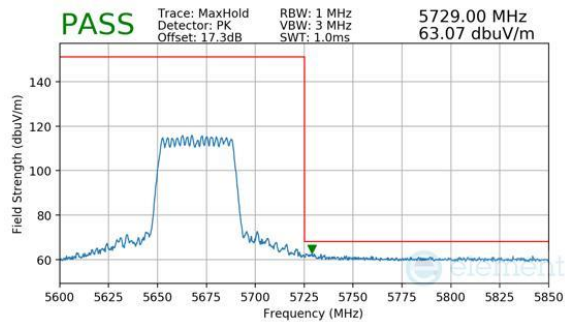
Unless otherwise specified, no part of this report may be reproduced or utilized in any part, form or by any means, electronic or mechanical, including photocopying and microfilm, without permission in writing from Element Materials Technology. If you have any questions about this or have an enquiry about obtaining additional rights to this report or assembly of contents thereof, please contact [ct.info@element.com](mailto:ct.info@element.com).



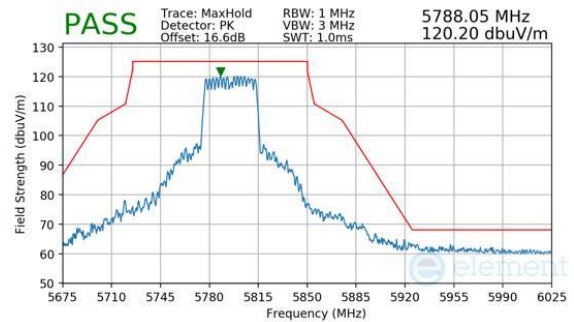
Plot 7-271. (FCC Only) CDD (Peak, Ch.126, 802.11ax(SU), MCS11)



Plot 7-273. CDD (Peak, Ch.151, 802.11ax(SU), MCS11)



Plot 7-272. CDD (Peak, Ch.134, 802.11ax(SU), MCS11)



Plot 7-274. CDD (Peak, Ch.159, 802.11ax(SU), MCS11)

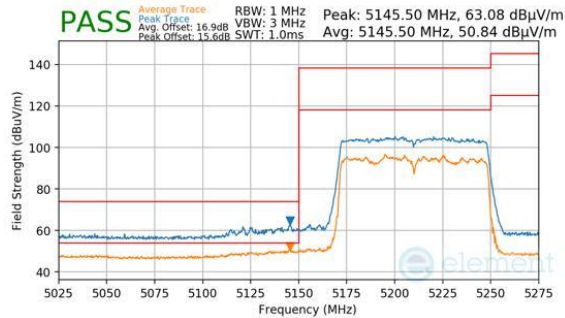
<b>FCC ID:</b> BCGA3266 <b>IC:</b> 579C-A3266	 <b>MEASUREMENT REPORT</b> <b>(CERTIFICATION)</b>		<b>Approved by:</b> Technical Manager
<b>Test Report S/N:</b> 1C2410210072-10.BCG	<b>Test Dates:</b> 10/25/2024 - 1/2/2025	<b>EUT Type:</b> Tablet Device	Page 144 of 162

V 10.6 10/27/2023

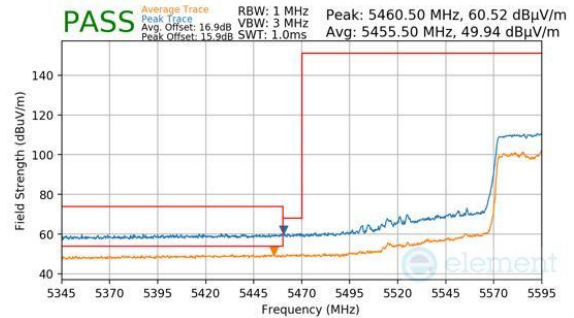
Unless otherwise specified, no part of this report may be reproduced or utilized in any part, form or by any means, electronic or mechanical, including photocopying and microfilm, without permission in writing from Element Materials Technology. If you have any questions about this or have an enquiry about obtaining additional rights to this report or assembly of contents thereof, please contact [ct.info@element.com](mailto:ct.info@element.com).

## 7.6.13 CDD Radiated Band Edge Measurements (80MHz BW)

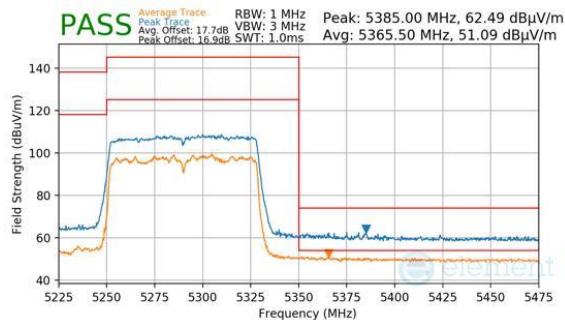
\$15.407(b.1)(b.2) §15.205 §15.209; RSS-Gen [8.9]



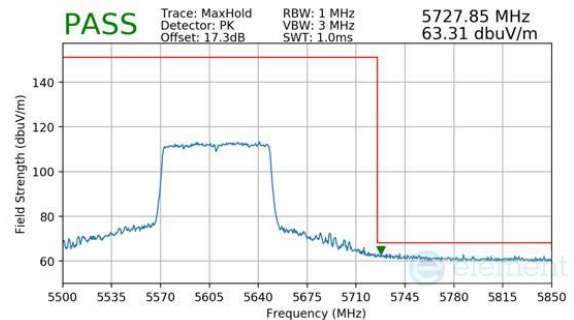
Plot 7-275. CDD (Peak & Average, Ch.42, 802.11ac, MCS9)



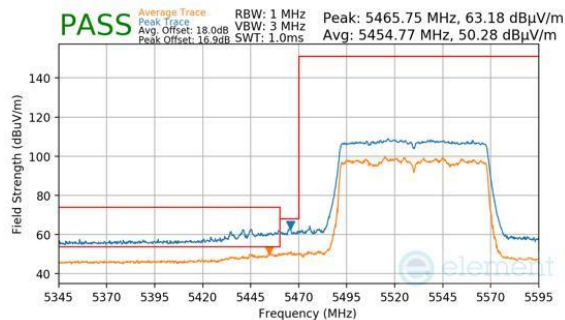
Plot 7-278. (FCC Only) CDD (Peak & Average, Ch.122, 802.11ac, MCS9)



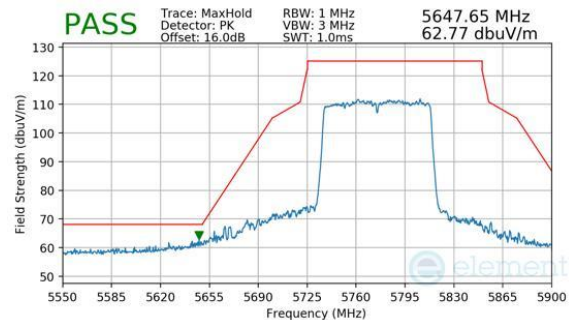
Plot 7-276. CDD (Peak & Average, Ch.58, 802.11ac, MCS9)



Plot 7-279. (FCC Only) CDD (Peak, Ch.122, 802.11ac, MCS9)



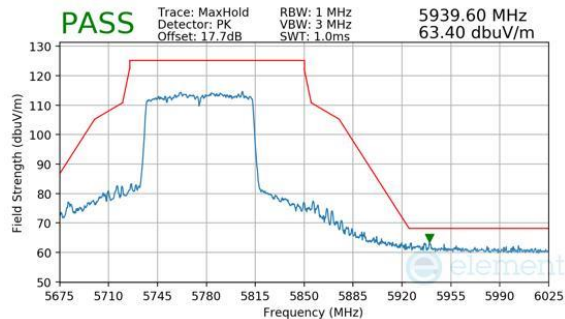
Plot 7-277. CDD (Peak & Average, Ch.106, 802.11ac, MCS9)



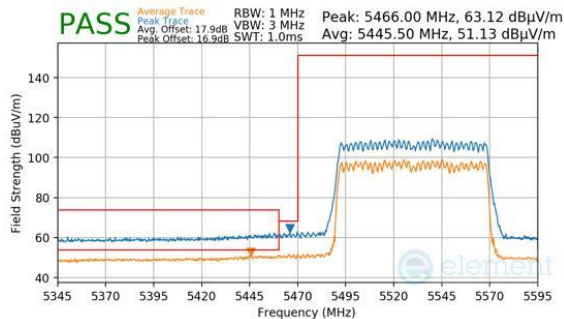
Plot 7-280. CDD (Peak, Ch.155, 802.11ac, MCS9)

FCC ID: BCGA3266 IC: 579C-A3266	 <b>MEASUREMENT REPORT (CERTIFICATION)</b>		Approved by: Technical Manager
Test Report S/N: 1C2410210072-10.BCG	Test Dates: 10/25/2024 - 1/2/2025	EUT Type: Tablet Device	Page 145 of 162

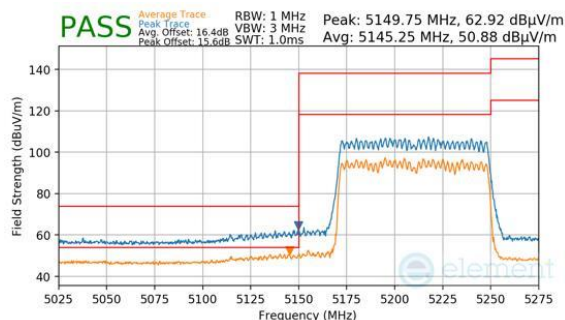
V 10.6 10/27/2023



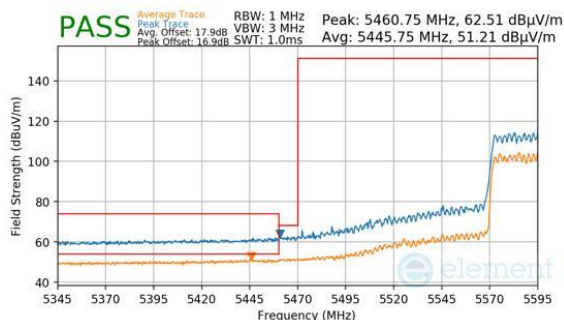
Plot 7-281. CDD (Peak, Ch.155, 802.11ac, MCS9)



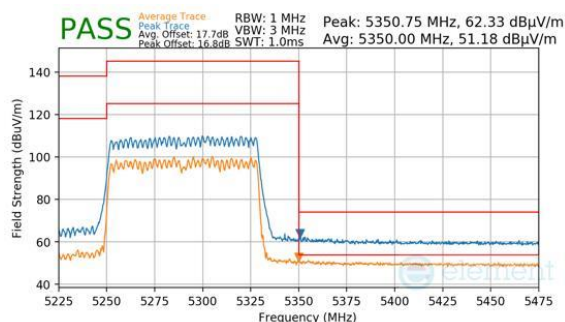
Plot 7-284. CDD (Peak & Average, Ch.106, 802.11ax(SU), MCS11)



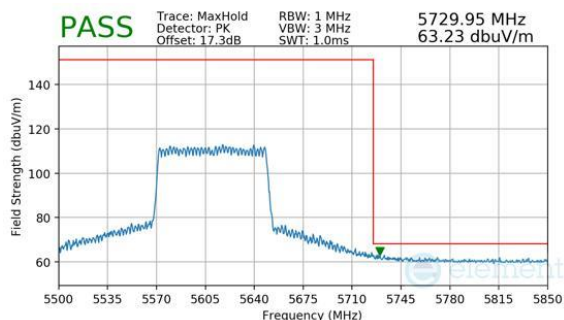
Plot 7-282. CDD (Peak & Average, Ch.42, 802.11ax(SU), MCS11)




Plot 7-285. (FCC Only) CDD (Peak & Average, Ch.122, 802.11ax(SU), MCS11)



Plot 7-283. CDD (Peak & Average, Ch.58, 802.11ax(SU), MCS11)

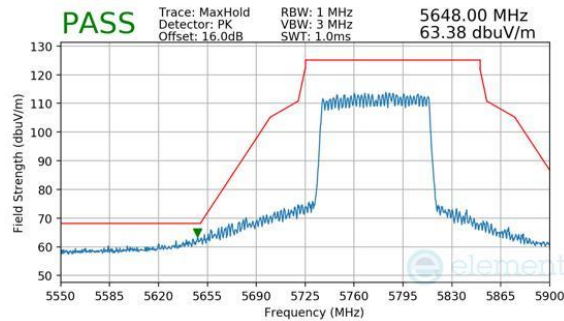


Plot 7-286. (FCC Only) CDD (Peak, Ch.122, 802.11ax(SU), MCS11)

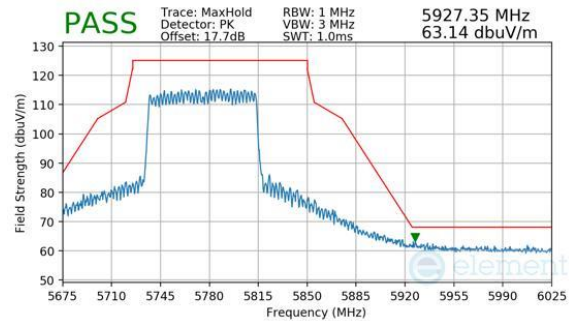
FCC ID: BCGA3266 IC: 579C-A3266		MEASUREMENT REPORT (CERTIFICATION)	Approved by: Technical Manager
Test Report S/N: 1C2410210072-10.BCG	Test Dates: 10/25/2024 - 1/2/2025	EUT Type: Tablet Device	Page 146 of 162

V 10.6 10/27/2023

Unless otherwise specified, no part of this report may be reproduced or utilized in any part, form or by any means, electronic or mechanical, including photocopying and microfilm, without permission in writing from Element Materials Technology. If you have any questions about this or have an enquiry about obtaining additional rights to this report or assembly of contents thereof, please contact [ct.info@element.com](mailto:ct.info@element.com).



Plot 7-287. CDD (Peak, Ch.155, 802.11ax(SU), MCS11)



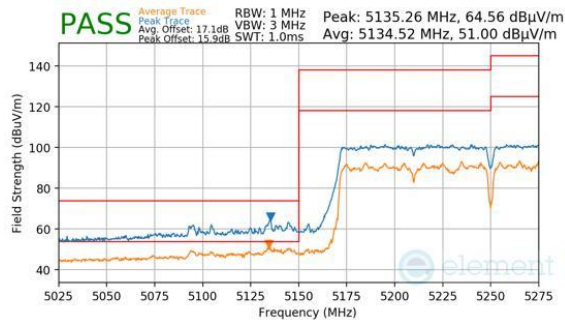
Plot 7-288. CDD (Peak, Ch.155, 802.11ax(SU), MCS11)

<b>FCC ID:</b> BCGA3266 <b>IC:</b> 579C-A3266	 <b>MEASUREMENT REPORT (CERTIFICATION)</b>		<b>Approved by:</b> Technical Manager
<b>Test Report S/N:</b> 1C2410210072-10.BCG	<b>Test Dates:</b> 10/25/2024 - 1/2/2025	<b>EUT Type:</b> Tablet Device	Page 147 of 162

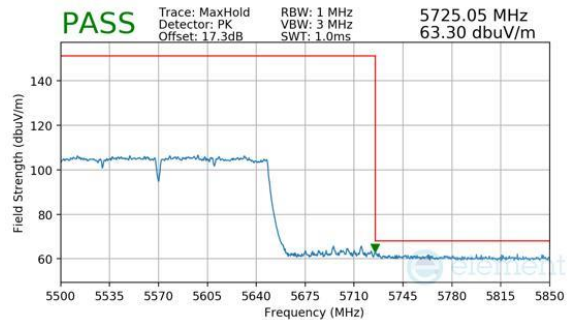
V 10.6 10/27/2023



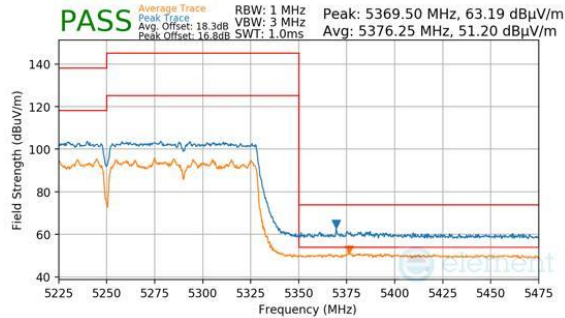
## 7.6.14 CDD Radiated Band Edge Measurements (160MHz BW) §15.407(b.1)(b.2) §15.205 §15.209; RSS-Gen [8.9]



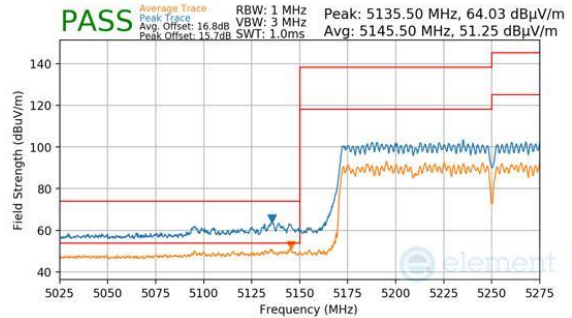
Plot 7-289. CDD (Peak & Average, Ch.50, 802.11ac, MCS9)



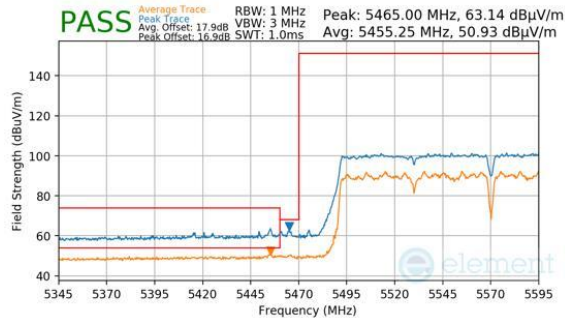
Plot 7-292. (FCC Only) CDD (Peak, Ch.114, 802.11ac, MCS9)



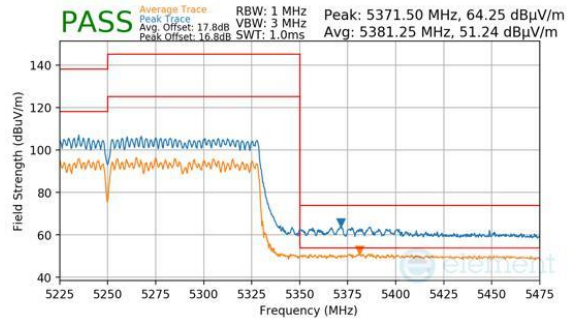
Plot 7-290. CDD (Peak & Average, Ch.50, 802.11ac, MCS9)



Plot 7-293. CDD (Peak & Average, Ch.50, 802.11ax(SU), MCS11)



Plot 7-291. (FCC Only) CDD (Peak & Average, Ch.114, 802.11ac, MCS9)

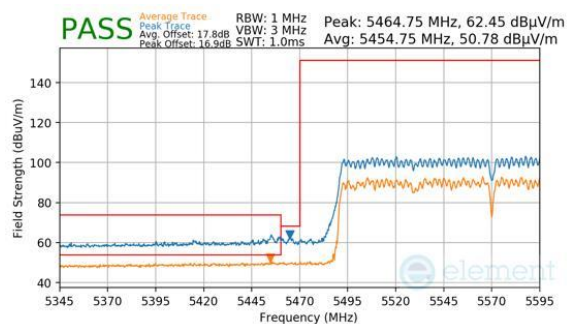


Plot 7-294. CDD (Peak & Average, Ch.50, 802.11ax(SU), MCS11)

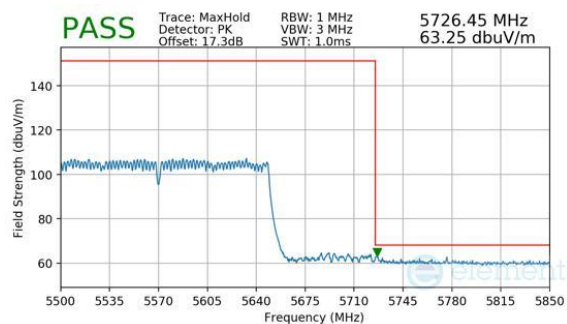
FCC ID: BCGA3266 IC: 579C-A3266		MEASUREMENT REPORT (CERTIFICATION)	Approved by: Technical Manager
Test Report S/N: 1C2410210072-10.BCG	Test Dates: 10/25/2024 - 1/2/2025	EUT Type: Tablet Device	Page 148 of 162

V 10.6 10/27/2023


Unless otherwise specified, no part of this report may be reproduced or utilized in any part, form or by any means, electronic or mechanical, including photocopying and microfilm, without permission in writing from Element Materials Technology. If you have any questions about this or have an enquiry about obtaining additional rights to this report or assembly of contents thereof, please contact [ct.info@element.com](mailto:ct.info@element.com).



Plot 7-295. (FCC Only) CDD (Peak & Average, Ch.114, 802.11ax(SU), MCS11)



Plot 7-296. (FCC Only) CDD (Peak, Ch.114, 802.11ax(SU), MCS11)

<b>FCC ID:</b> BCGA3266 <b>IC:</b> 579C-A3266	 <b>MEASUREMENT REPORT</b> <b>(CERTIFICATION)</b>		<b>Approved by:</b> Technical Manager
<b>Test Report S/N:</b> 1C2410210072-10.BCG	<b>Test Dates:</b> 10/25/2024 - 1/2/2025	<b>EUT Type:</b> Tablet Device	Page 149 of 162

V 10.6 10/27/2023

## 7.7 Radiated Spurious Emissions – Below 1GHz

§15.209; RSS-Gen [8.9]

### Test Overview and Limit

All out of band radiated spurious emissions are measured with a spectrum analyzer connected to a receive antenna while the EUT is operating at its maximum duty cycle, at maximum power, and at the appropriate frequencies. All data rates and modes were investigated for radiated spurious emissions. Only the radiated emissions of the configuration that produced the worst case emissions are reported in this section.

***All out of band emissions appearing in a restricted band as specified in Section 15.205 of the Title 47 CFR and Table 7 of RSS-Gen (8.10) must not exceed the limits shown in Table 7-77 per Section 15.209 and RSS-Gen (8.9).***

Frequency	Field Strength [μV/m]	Measured Distance [Meters]
0.009 – 0.490 MHz	2400/F (kHz)	300
0.490 – 1.705 MHz	24000/F (kHz)	30
1.705 – 30.00 MHz	30	30
30.00 – 88.00 MHz	100	3
88.00 – 216.0 MHz	150	3
216.0 – 960.0 MHz	200	3
Above 960.0 MHz	500	3

**Table 7-77. Radiated Limits**

### Test Procedures Used

ANSI C63.10-2020

### Test Settings

#### Quasi-Peak Field Strength Measurements

1. Analyzer center frequency was set to the frequency of the radiated spurious emission of interest
2. RBW = 120kHz (for emissions from 30MHz – 1GHz)
3. Detector = quasi-peak
4. Sweep time = auto couple
5. Trace mode = max hold
6. Trace was allowed to stabilize

#### Peak Field Strength Measurements

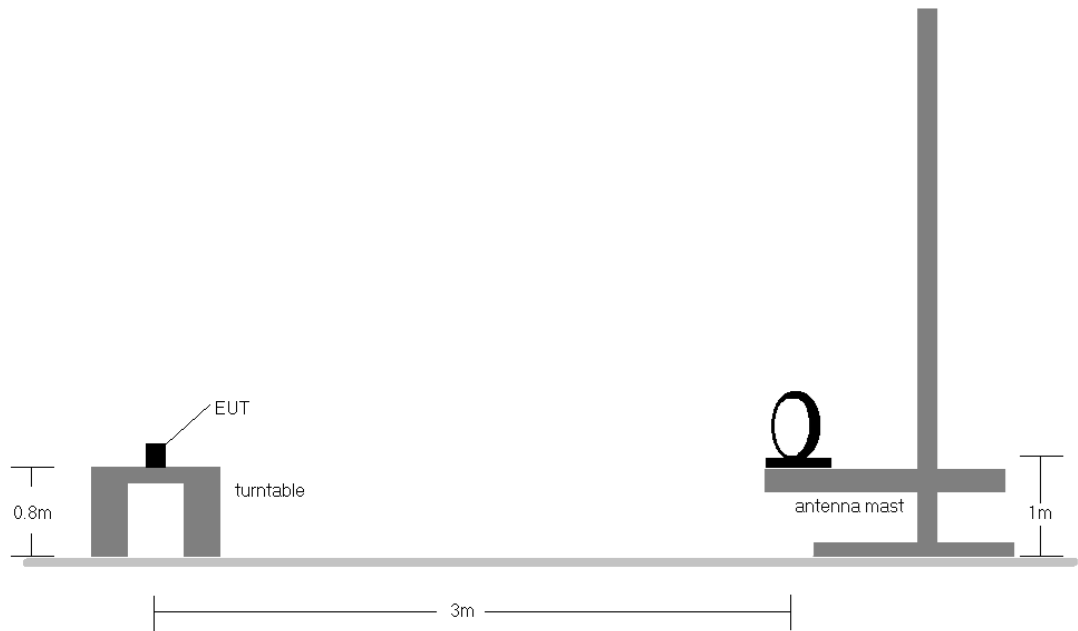
7. Analyzer center frequency was set to the frequency of the radiated spurious emission of interest
8. RBW = 120kHz (for emissions from 30MHz – 1GHz)
9. VBW = 300kHz
10. Detector = quasi-peak
11. Sweep time = auto couple
12. Trace mode = max hold
13. Trace was allowed to stabilize

FCC ID: BCGA3266 IC: 579C-A3266		MEASUREMENT REPORT (CERTIFICATION)	Approved by: Technical Manager
Test Report S/N: 1C2410210072-10.BCG	Test Dates: 10/25/2024 - 1/2/2025	EUT Type: Tablet Device	Page 150 of 162

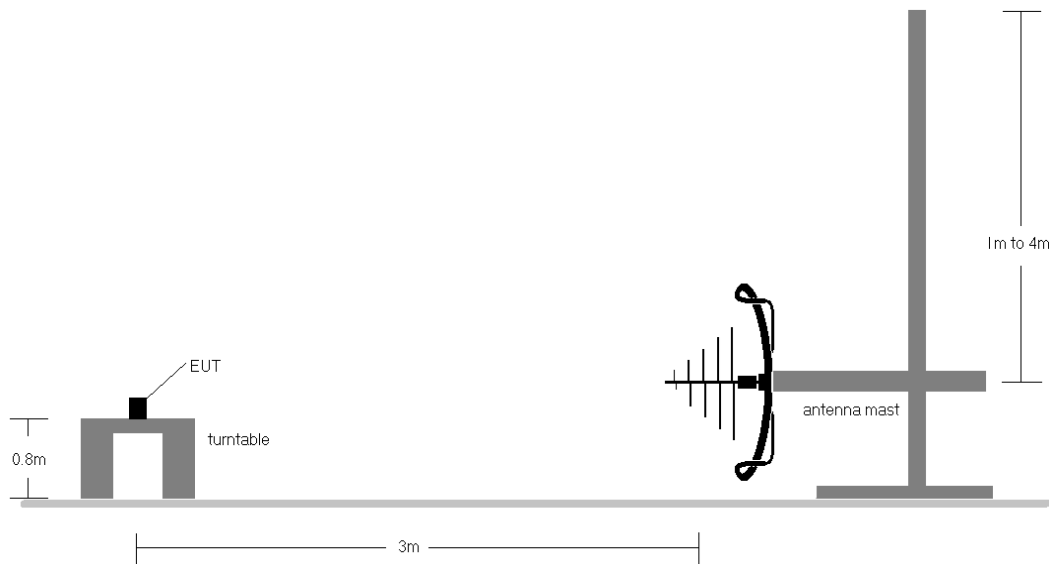
V 10.6 10/27/2023

**Test Setup**


The EUT and measurement equipment were set up as shown in the diagrams below.



**Figure 7-6. Radiated Test Setup < 30MHz**



**Figure 7-7. Radiated Test Setup < 1GHz**

<b>FCC ID:</b> BCGA3266 <b>IC:</b> 579C-A3266		<b>MEASUREMENT REPORT (CERTIFICATION)</b>	<b>Approved by:</b> Technical Manager
<b>Test Report S/N:</b> 1C2410210072-10.BCG	<b>Test Dates:</b> 10/25/2024 - 1/2/2025	<b>EUT Type:</b> Tablet Device	Page 151 of 162

V 10.6 10/27/2023

## Test Notes

1. All emissions lying in restricted bands specified in §15.205 and RSS-Gen (8.10) are below the limit shown in Table 7-77.
2. The broadband receive antenna is manipulated through vertical and horizontal polarizations during the tests. The EUT is manipulated through three orthogonal planes. For below 30MHz the loop antenna was positioned in 3 orthogonal planes (X front, Y side, Z top) to determine the orientation resulting in the worst case emissions.
3. This unit was tested with its standard battery.
4. The spectrum is investigated using a peak detector and final measurements are recorded using CISPR quasi peak detector on emissions that were within 6dB of the limit.
5. Emissions were measured at a 3 meter test distance.
6. Emissions are investigated while operating on the center channel of the mode, band, and modulation that produced the worst case results during the transmitter spurious emissions testing.
7. No spurious emissions were detected within 20dB of the limit below 30MHz.
8. The results recorded using the broadband antenna is known to correlate with the results obtained by using a tuned dipole with an acceptable degree of accuracy. The VSWR for the measurement antenna was found to be less than 2:1.
9. Both configurations below were investigated, and the worst case has been reported.
  - a. EUT powered by AC/DC adaptor via USB-C cable with wire charger
  - b. EUT powered by host PC via USB-C cable with wire charger
10. All antenna configurations were investigated and only the worst case is reported.
11. The unit was tested with all possible modes and only the highest emission is reported.

## Sample Calculations

### Determining Spurious Emissions Levels

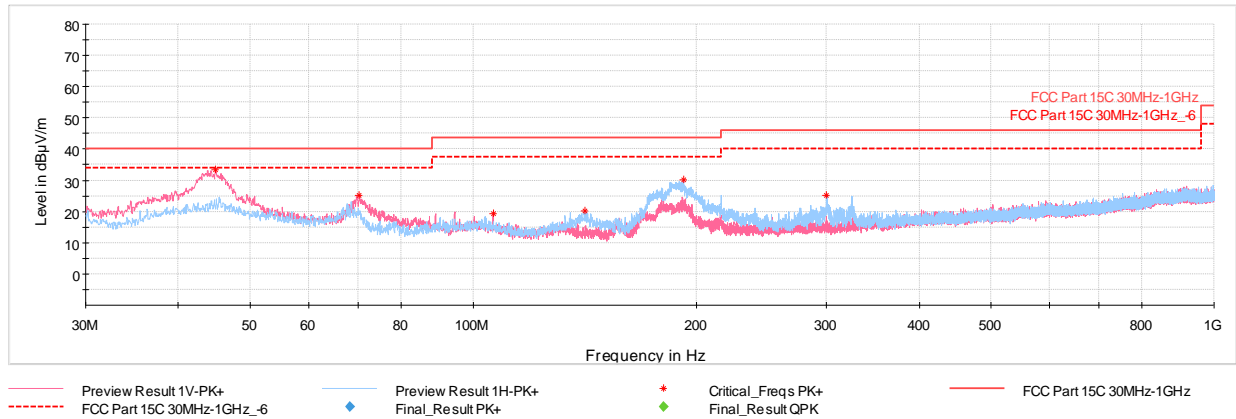
- Field Strength Level  $_{[dB\mu V/m]} = \text{Analyzer Level}_{[dBm]} + 107 + \text{AFCL}_{[dB/m]}$
- $\text{AFCL}_{[dB/m]} = \text{Antenna Factor}_{[dB/m]} + \text{Cable Loss}_{[dB]} - \text{Preamp Gain}_{[dB]}$
- $\text{Margin}_{[dB]} = \text{Field Strength Level}_{[dB\mu V/m]} - \text{Limit}_{[dB\mu V/m]}$

FCC ID: BCGA3266 IC: 579C-A3266	 <b>MEASUREMENT REPORT (CERTIFICATION)</b>		<b>Approved by:</b> Technical Manager
<b>Test Report S/N:</b> 1C2410210072-10.BCG	<b>Test Dates:</b> 10/25/2024 - 1/2/2025	<b>EUT Type:</b> Tablet Device	Page 152 of 162

V 10.6 10/27/2023



## 7.7.1 CDD Radiated Spurious Emissions Measurements (Below 1GHz)



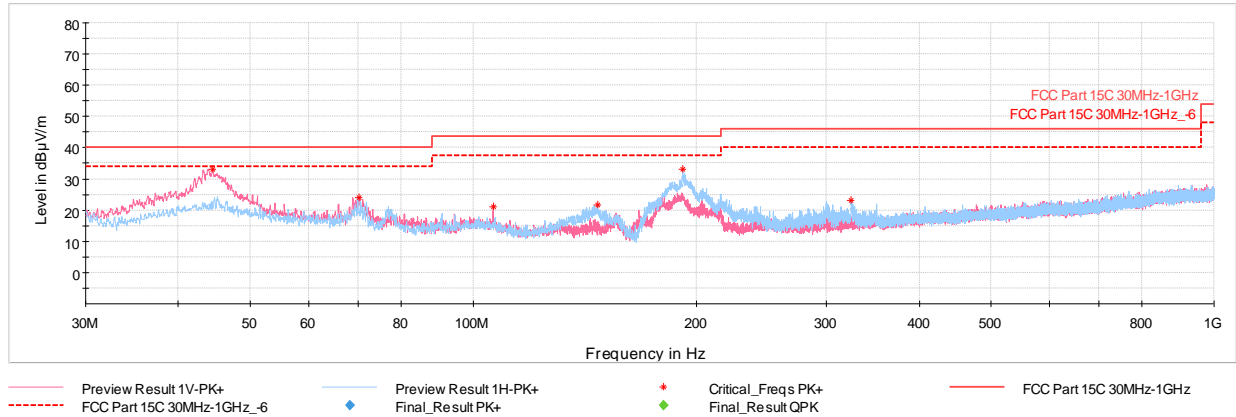
Plot 7-297. Radiated Spurious Emissions below 1GHz CDD, 802.11n, Ch.40 with AC/DC Adapter

Frequency [MHz]	Detector	Ant. Pol. [H/V]	Antenna Height [cm]	Turntable Azimuth [degree]	Analyzer Level [dBm]	AFCL [dB/m]	Field Strength [dBµV/m]	Limit [dBµV/m]	Margin [dB]
44.94	Max Peak	V	100.00	33.00	-58.98	-14.56	33.46	40.00	-6.54
70.26	Max Peak	V	100.00	152.00	-62.74	-19.15	25.11	40.00	-14.89
106.44	Max Peak	V	100.00	208.00	-71.20	-16.60	19.20	43.52	-24.32
141.41	Max Peak	H	200.00	160.00	-66.86	-20.01	20.13	43.52	-23.39
192.14	Max Peak	H	100.00	8.00	-60.45	-16.26	30.29	43.52	-13.23
299.95	Max Peak	H	100.00	190.00	-68.38	-13.34	25.28	46.02	-20.74

Table 7-78. Radiated Spurious Emissions below 1GHz CDD, 802.11n, Ch.40 with AC/DC Adapter

FCC ID: BCGA3266 IC: 579C-A3266		MEASUREMENT REPORT (CERTIFICATION)	Approved by: Technical Manager
Test Report S/N: 1C2410210072-10.BCG	Test Dates: 10/25/2024 - 1/2/2025	EUT Type: Tablet Device	Page 153 of 162

V 10.6 10/27/2023



Frequency [MHz]	Detector	Ant. Pol. [H/V]	Antenna Height [cm]	Turntable Azimuth [degree]	Analyzer Level [dBm]	AFCL [dB/m]	Field Strength [dBμV/m]	Limit [dBμV/m]	Margin [dB]
44.50	Max Peak	V	100.00	78.00	-59.23	-14.65	33.12	40.00	-6.88
70.11	Max Peak	V	300.00	179.00	-63.88	-19.10	24.02	40.00	-15.98
106.49	Max Peak	V	100.00	263.00	-69.24	-16.61	21.15	43.52	-22.37
147.13	Max Peak	H	200.00	189.00	-65.36	-19.90	21.74	43.52	-21.78
191.89	Max Peak	H	200.00	178.00	-57.69	-16.31	33.00	43.52	-10.52
323.96	Max Peak	H	100.00	355.00	-71.24	-12.58	23.18	46.02	-22.84

Table 7-79. Radiated Spurious Emissions below 1GHz CDD, 802.11ax (SU), Ch.40 with AC/DC Adapter

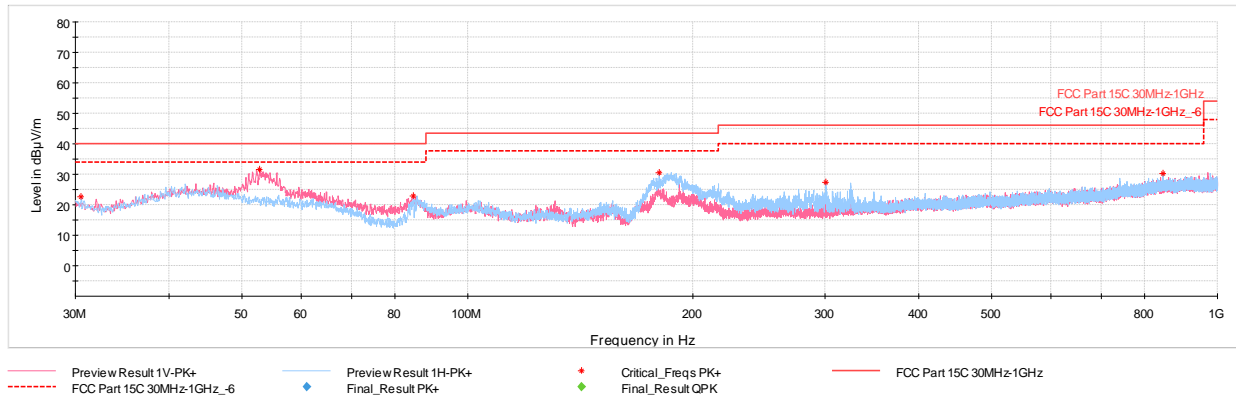
FCC ID: BCGA3266 IC: 579C-A3266		MEASUREMENT REPORT (CERTIFICATION)	Approved by: Technical Manager
Test Report S/N: 1C2410210072-10.BCG	Test Dates: 10/25/2024 - 1/2/2025	EUT Type: Tablet Device	Page 154 of 162

V 10.6 10/27/2023

## 7.7.2 Simultaneous TX Radiated Spurious Emissions Measurements (Below 1GHz)

Description	Bluetooth	802.11a/n/ac/ax 5GHz
Antenna	Antenna WF8	Antenna WF8
Channel	78	36
Operating Frequency (MHz)	2480	5180
Mode/Modulation	GFSK ePA	802.11n

**Table 7-80. Worst Case Simultaneous Transmission Configuration**



**Plot 7-299. Radiated Spurious Emissions – Simultaneous Transmission 30MHz – 1GHz, with AC/DC Adapter)**

Frequency [MHz]	Detector	Ant. Pol. [H/V]	Antenna Height [cm]	Turntable Azimuth [degree]	Analyzer Level [dBm]	AFCL [dB/m]	Field Strength [dBμV/m]	Limit [dBμV/m]	Margin [dB]
30.53	Max Peak	H	100	253.00	-65.88	-18.46	22.66	40.00	-17.34
52.84	Max Peak	V	100	129.00	-61.04	-14.39	31.57	40.00	-8.43
84.76	Max Peak	V	100	48.00	-63.87	-20.25	22.88	40.00	-17.12
180.01	Max Peak	H	200	159.00	-58.63	-17.78	30.60	43.52	-12.92
300.19	Max Peak	H	100	253.00	-66.38	-13.34	27.28	46.02	-18.74
845.58	Max Peak	H	100	15.00	-74.62	-2.17	30.20	46.02	-15.82

**Table 7-81. Radiated Spurious Emissions – Simultaneous Transmission 30MHz – 1GHz, with AC/DC Adapter)**

FCC ID: BCGA3266 IC: 579C-A3266		MEASUREMENT REPORT (CERTIFICATION)	Approved by: Technical Manager
Test Report S/N: 1C2410210072-10.BCG	Test Dates: 10/25/2024 - 1/2/2025	EUT Type: Tablet Device	Page 155 of 162

V 10.6 10/27/2023

## 7.8 AC Line-Conducted Emissions Measurement

**§15.407; RSS-Gen [8.8]**

### Test Overview and Limit

All AC line conducted spurious emissions are measured with a receiver connected to a grounded LISN while the EUT is operating at its maximum duty cycle, at maximum power, and at the appropriate frequencies. All data rates and modes were investigated for AC Line conducted spurious emissions. Only the conducted emissions of the configuration that produced the worst case emissions are reported in this section.

***All conducted emissions must not exceed the limits shown in the table below, per Section 15.207 and RSS-Gen (8.8).***

Frequency of emission (MHz)	Conducted Limit (dBμV)	
	Quasi-peak	Average
0.15 – 0.5	66 to 56*	56 to 46*
0.5 – 5	56	46
5 – 30	60	50

**Table 7-82. Conducted Limits**

\*Decreases with the logarithm of the frequency.

### Test Procedures Used

ANSI C63.10-2020, Section 6.2

### Test Settings

#### Quasi-Peak Measurements

1. Analyzer center frequency was set to the frequency of the spurious emission of interest
2. RBW = 9kHz (for emissions from 150kHz – 30MHz)
3. Detector = quasi-peak
4. Sweep time = auto couple
5. Trace mode = max hold
6. Trace was allowed to stabilize

#### Average Measurements

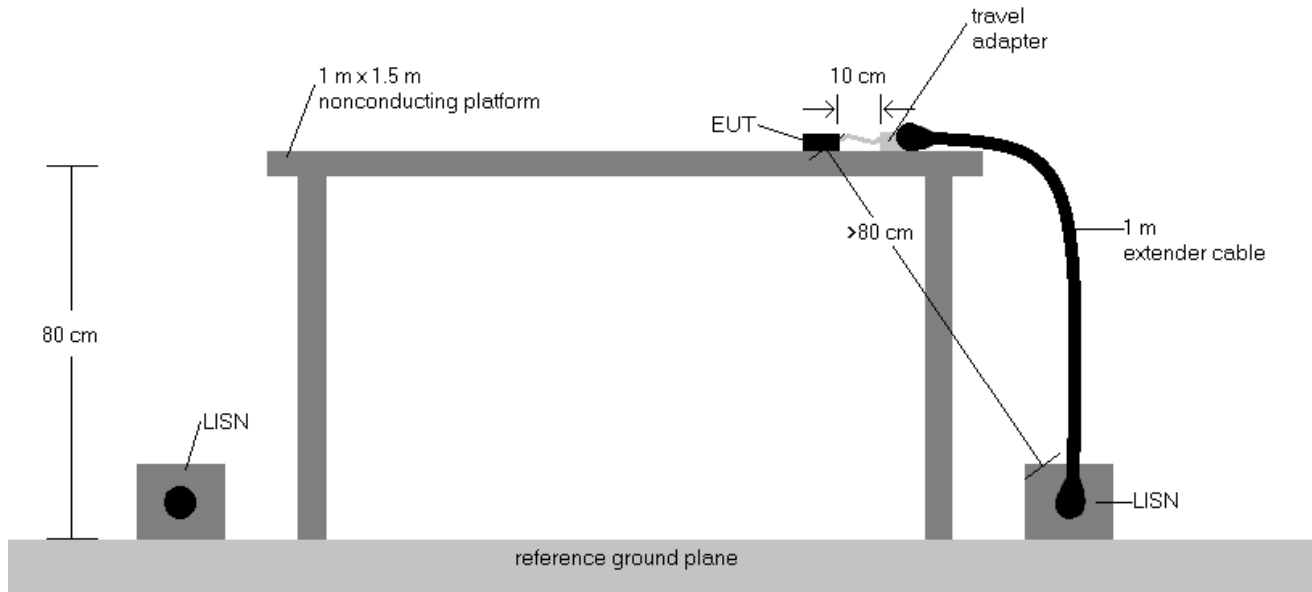
1. Analyzer center frequency was set to the frequency of the spurious emission of interest
2. RBW = 9kHz (for emissions from 150kHz – 30MHz)
3. Detector = RMS
4. Sweep time = auto couple
5. Trace mode = max hold
6. Trace was allowed to stabilize

<b>FCC ID:</b> BCGA3266 <b>IC:</b> 579C-A3266		<b>MEASUREMENT REPORT (CERTIFICATION)</b>	<b>Approved by:</b> Technical Manager
<b>Test Report S/N:</b> 1C2410210072-10.BCG	<b>Test Dates:</b> 10/25/2024 - 1/2/2025	<b>EUT Type:</b> Tablet Device	Page 156 of 162

V 10.6 10/27/2023

## Test Setup

The EUT and measurement equipment were set up as shown in the diagram below.



**Figure 7-8. Test Instrument & Measurement Setup**

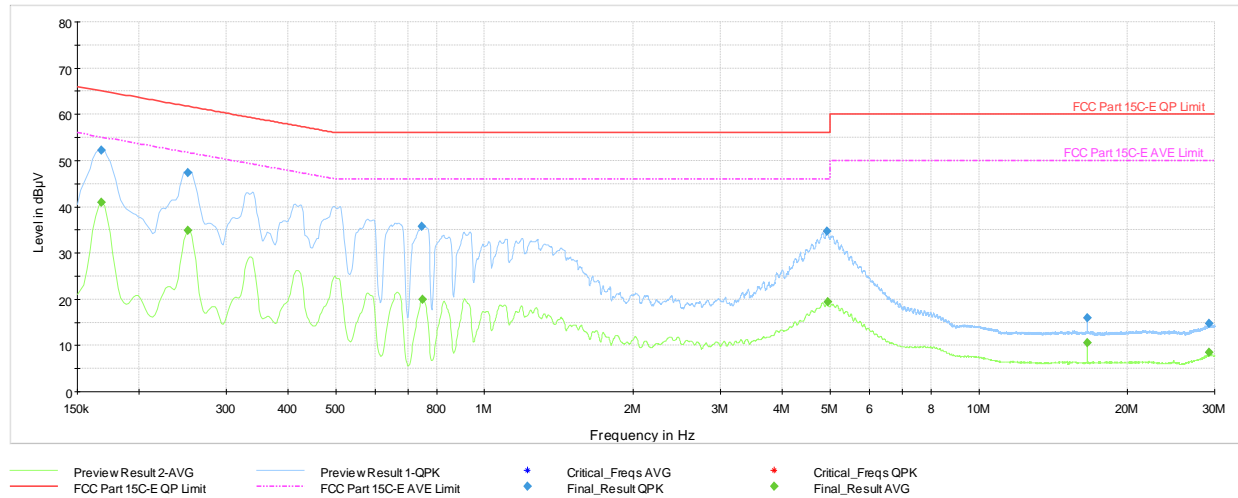
## Test Notes

- All modes of operation were investigated and the worst-case emissions are reported. The emissions found were not affected by the choice of channel used during testing.
- Both configurations below were investigated, and the worst case has been reported.
  - EUT powered by AC/DC adaptor via USB-C cable with wire charger
  - EUT powered by host PC via USB-C cable with wire charger
- The limit for an intentional radiator from 150kHz to 30MHz are specified in 15.207 and RSS-Gen (8.8).
- $\text{Corr. (dB)} = \text{Cable loss (dB)} + \text{LISN insertion factor (dB)}$
- $\text{QP/AV Level (dB}\mu\text{V)} = \text{QP/AV Analyzer/Receiver Level (dB}\mu\text{V)} + \text{Correction Factor (dB)}$
- $\text{Margin (dB)} = \text{QP/AV Level (dB}\mu\text{V)} - \text{QP/AV Limit (dB}\mu\text{V)}$
- Traces shown in plots are made using quasi-peak and average detectors.
- Deviations to the Specifications: None.
- The unit was tested with all possible modes and only the highest emission is reported.

FCC ID: BCGA3266 IC: 579C-A3266		MEASUREMENT REPORT (CERTIFICATION)	Approved by: Technical Manager
Test Report S/N: 1C2410210072-10.BCG	Test Dates: 10/25/2024 - 1/2/2025	EUT Type: Tablet Device	Page 157 of 162

V 10.6 10/27/2023





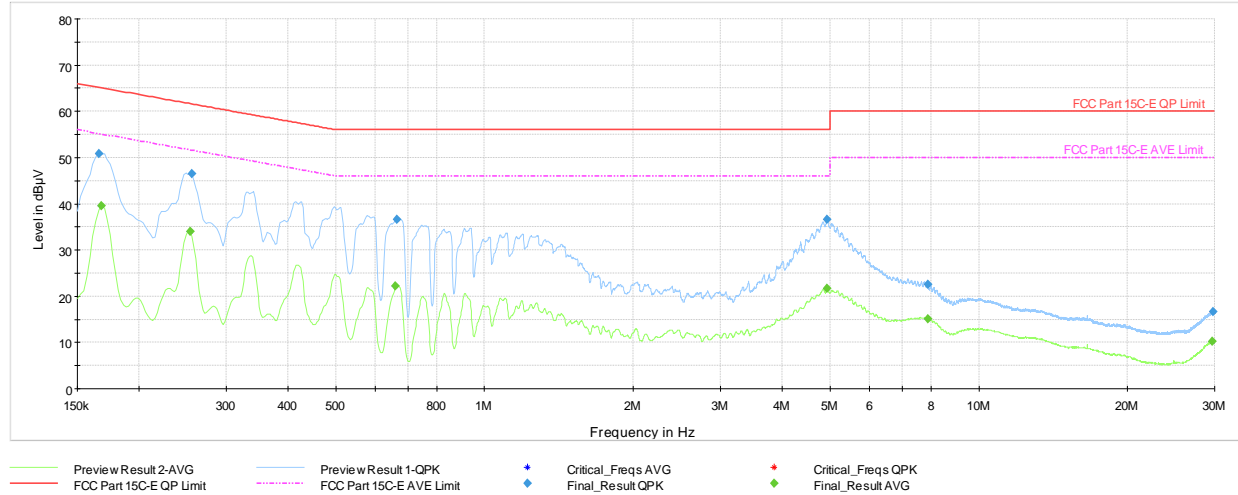
**Plot 7-300. AC Line Conducted Plot with 802.11n CDD – Ch.40 (L1), with AC/DC adapter**

Frequency [MHz]	Process State	QuasiPeak [dBµV]	Average [dBµV]	Limit [dBµV]	Margin [dB]	Line	PE
0.17	FINAL	---	40.92	55.06	-14.14	L1	GND
0.17	FINAL	52.25	---	65.06	-12.81	L1	GND
0.25	FINAL	---	34.81	51.72	-16.91	L1	GND
0.25	FINAL	47.38	---	61.72	-14.34	L1	GND
0.75	FINAL	35.72	---	56.00	-20.28	L1	GND
0.75	FINAL	---	19.98	46.00	-26.02	L1	GND
4.94	FINAL	34.73	---	56.00	-21.27	L1	GND
4.94	FINAL	---	19.43	46.00	-26.57	L1	GND
16.56	FINAL	16.00	---	60.00	-44.00	L1	GND
16.56	FINAL	---	10.54	50.00	-39.46	L1	GND
29.23	FINAL	14.70	---	60.00	-45.30	L1	GND
29.24	FINAL	---	8.44	50.00	-41.56	L1	GND

**Table 7-83. AC Line Conducted Data with 802.11n CDD – Ch.40 (L1) with AC/DC adapter**

FCC ID: BCGA3266 IC: 579C-A3266		MEASUREMENT REPORT (CERTIFICATION)	Approved by: Technical Manager
Test Report S/N: 1C2410210072-10.BCG	Test Dates: 10/25/2024 - 1/2/2025	EUT Type: Tablet Device	Page 158 of 162

V 10.6 10/27/2023



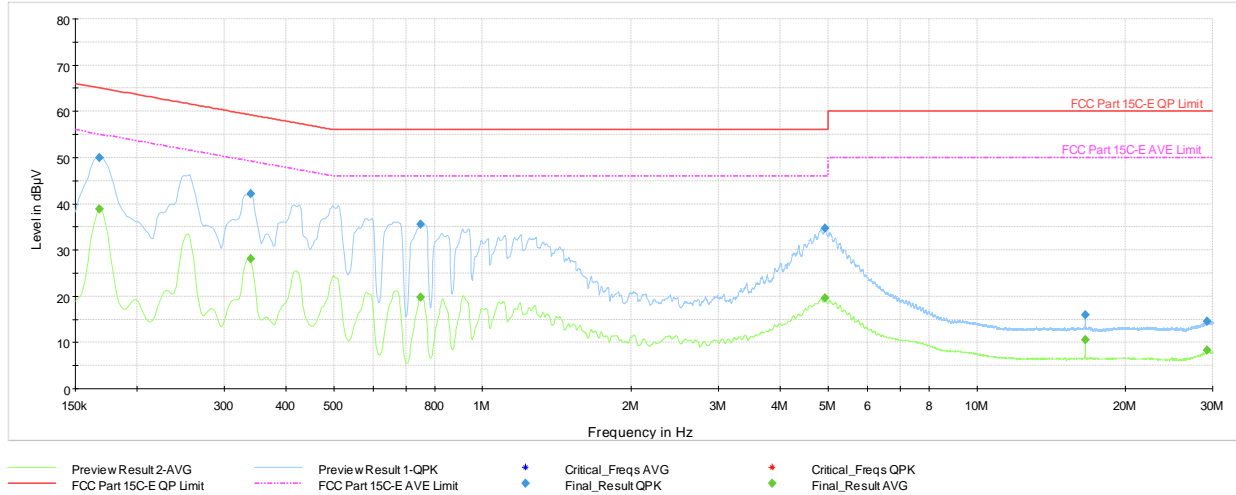
**Plot 7-301. AC Line Conducted Plot with 802.11n CDD – Ch.40 (N), with AC/DC adapter**

Frequency [MHz]	Process State	QuasiPeak [dBµV]	Average [dBµV]	Limit [dBµV]	Margin [dB]	Line	PE
0.17	FINAL	50.80	---	65.17	-14.37	N	GND
0.17	FINAL	---	39.57	55.06	-15.49	N	GND
0.25	FINAL	---	33.99	51.64	-17.65	N	GND
0.26	FINAL	46.59	---	61.57	-14.98	N	GND
0.66	FINAL	---	22.24	46.00	-23.76	N	GND
0.67	FINAL	36.60	---	56.00	-19.40	N	GND
4.93	FINAL	---	21.67	46.00	-24.33	N	GND
4.93	FINAL	36.59	---	56.00	-19.41	N	GND
7.87	FINAL	22.53	---	60.00	-37.47	N	GND
7.88	FINAL	---	15.15	50.00	-34.85	N	GND
29.72	FINAL	---	10.27	50.00	-39.73	N	GND
29.73	FINAL	16.70	---	60.00	-43.30	N	GND

**Table 7-84. AC Line Conducted Data with 802.11n CDD – Ch.40 (N), with AC/DC adapter**

FCC ID: BCGA3266 IC: 579C-A3266		MEASUREMENT REPORT (CERTIFICATION)	Approved by: Technical Manager
Test Report S/N: 1C2410210072-10.BCG	Test Dates: 10/25/2024 - 1/2/2025	EUT Type: Tablet Device	Page 159 of 162

V 10.6 10/27/2023



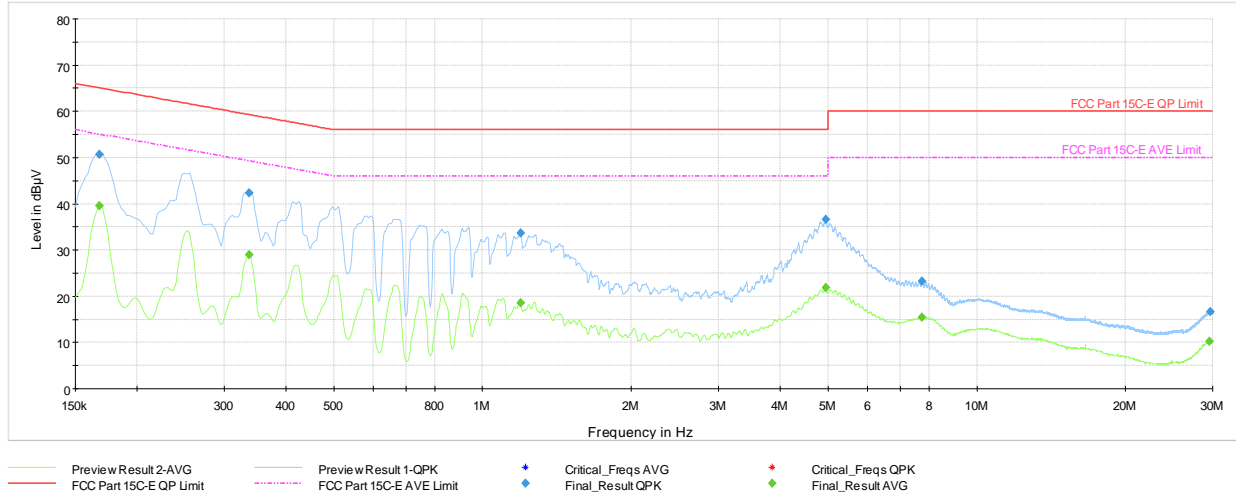
**Plot 7-302. AC Line Conducted Plot with 802.11ax(SU) CDD – Ch.40 (L1), with AC/DC adapter**

Frequency [MHz]	Process State	QuasiPeak [dBµV]	Average [dBµV]	Limit [dBµV]	Margin [dB]	Line	PE
0.17	FINAL	---	38.86	55.06	-16.20	L1	GND
0.17	FINAL	50.05	---	65.06	-15.01	L1	GND
0.34	FINAL	---	28.08	49.23	-21.15	L1	GND
0.34	FINAL	42.08	---	59.23	-17.15	L1	GND
0.75	FINAL	---	19.85	46.00	-26.15	L1	GND
0.75	FINAL	35.58	---	56.00	-20.42	L1	GND
4.93	FINAL	34.68	---	56.00	-21.32	L1	GND
4.93	FINAL	---	19.54	46.00	-26.46	L1	GND
16.55	FINAL	16.03	---	60.00	-43.97	L1	GND
16.55	FINAL	---	10.55	50.00	-39.45	L1	GND
29.24	FINAL	---	8.41	50.00	-41.59	L1	GND
29.24	FINAL	14.63	---	60.00	-45.37	L1	GND

**Table 7-85. AC Line Conducted Data with 802.11ax(SU) CDD – Ch.40 (L1) with AC/DC adapter**

FCC ID: BCGA3266 IC: 579C-A3266	 <b>MEASUREMENT REPORT (CERTIFICATION)</b>		Approved by: Technical Manager
Test Report S/N: 1C2410210072-10.BCG	Test Dates: 10/25/2024 - 1/2/2025	EUT Type: Tablet Device	Page 160 of 162


V 10.6 10/27/2023



**Plot 7-303. AC Line Conducted Plot with 802.11ax(SU) CDD – Ch.40 (N), with AC/DC adapter**

Frequency [MHz]	Process State	QuasiPeak [dBµV]	Average [dBµV]	Limit [dBµV]	Margin [dB]	Line	PE
0.17	FINAL	---	39.63	55.06	-15.43	N	GND
0.17	FINAL	50.74	---	65.06	-14.32	N	GND
0.34	FINAL	---	28.93	49.28	-20.35	N	GND
0.34	FINAL	42.33	---	59.28	-16.95	N	GND
1.20	FINAL	33.63	---	56.00	-22.37	N	GND
1.20	FINAL	---	18.56	46.00	-27.44	N	GND
4.94	FINAL	36.67	---	56.00	-19.33	N	GND
4.94	FINAL	---	21.80	46.00	-24.20	N	GND
7.75	FINAL	---	15.45	50.00	-34.55	N	GND
7.76	FINAL	23.17	---	60.00	-36.83	N	GND
29.60	FINAL	---	10.26	50.00	-39.74	N	GND
29.66	FINAL	16.67	---	60.00	-43.33	N	GND


**Table 7-86. AC Line Conducted Data with 802.11ax(SU) CDD – Ch.40 (N), with AC/DC adapter**

FCC ID: BCGA3266 IC: 579C-A3266		MEASUREMENT REPORT (CERTIFICATION)	Approved by: Technical Manager
Test Report S/N: 1C2410210072-10.BCG	Test Dates: 10/25/2024 - 1/2/2025	EUT Type: Tablet Device	Page 161 of 162

V 10.6 10/27/2023

## 8.0 CONCLUSION

The data collected relate only the item(s) tested and show that the **Apple Tablet Device FCC ID: BCGA3266** and **IC: 579C-A3266** is in compliance with Part 15 Subpart E (15.407) of the FCC Rules and RSS-247 of the Innovation, Science and Economic Development Canada Rules.

<b>FCC ID:</b> BCGA3266 <b>IC:</b> 579C-A3266	 <b>MEASUREMENT REPORT (CERTIFICATION)</b>		<b>Approved by:</b> Technical Manager
<b>Test Report S/N:</b> 1C2410210072-10.BCG	<b>Test Dates:</b> 10/25/2024 - 1/2/2025	<b>EUT Type:</b> Tablet Device	Page 162 of 162

V 10.6 10/27/2023

Unless otherwise specified, no part of this report may be reproduced or utilized in any part, form or by any means, electronic or mechanical, including photocopying and microfilm, without permission in writing from Element. If you have any questions about this or have an enquiry about obtaining additional rights to this report or assembly of contents thereof, please contact [ct.info@element.com](mailto:ct.info@element.com).