



Test Configuration			
Frequency Range:	5.470-5.725 GHz	Band:	U-NII-2C
Limit Clause(s):	15.407 (a)(2) RSS-247 6.2.3.1	Test Method(s):	C63.10 12.4.3.2
Additional Reference(s):	662911 D01 v02r01 F)2)d)(ii), 662911 D01 v02r01 E)1)		

DUT Configuration			
Mode:	802.11ac VHT160	Duty Cycle (%):	79.5
Modulation Coding Scheme:	MCS2x2	DCCF (dB):	-
Antenna Configuration:	MIMO SDM	Peak Antenna Gain (dBi):	3.60
Active Port(s):	A+B (Core 0 + Core 1)	Active Chain(s):	0+1

Test Frequency (MHz)	Minimum 26 dB Bandwidth (MHz)	Maximum Conducted Output Power (dBm)					Limit (dBm)	Margin (dB)
		A	B	C	D	Σ		
5570	165.480	11.92	11.66	-	-	14.80	24.00	-9.20

Table 435 - FCC Maximum Conducted (average) Output Power Results



Test Configuration			
Frequency Range:	5.470-5.725 GHz	Band:	U-NII-2C
Limit Clause(s):	15.407 (a)(2) RSS-247 6.2.3.1	Test Method(s):	C63.10 12.4.2.4 C63.10 12.4.3.2
Additional Reference(s):	662911 D01 v02r01 F)2)d)(ii), 662911 D01 v02r01 E)1)		
Note(s):	Straddle channel power was measured using the appropriate SA test method. DCCF was added to the spectrum analyser reference level offset.		

DUT Configuration			
Mode:	802.11ax HE20 SU	Duty Cycle (%):	95.7
Modulation Coding Scheme:	MCS2x2	DCCF (dB):	0.19
Antenna Configuration:	MIMO SDM	Peak Antenna Gain (dBi):	3.60
Active Port(s):	A+B (Core 0 + Core 1)	Active Chain(s):	0+1

Test Frequency (MHz)	Minimum 26 dB Bandwidth (MHz)	Maximum Conducted Output Power (dBm)					Limit (dBm)	Margin (dB)
		A	B	C	D	Σ		
5500	21.840	15.96	15.61	-	-	18.80	24.00	-5.20
5580	21.000	15.98	16.21	-	-	19.11	24.00	-4.89
5700	22.260	13.66	13.78	-	-	16.73	24.00	-7.27
5720	15.560	15.01	15.51	-	-	18.28	22.92	-4.64

Table 436 - FCC Maximum Conducted (average) Output Power Results

Test Frequency (MHz)	Minimum 99% OBW (MHz)	Maximum Conducted Output Power (dBm)					Limit (dBm)	Margin (dB)	Gain (dBi)	EIRP (dBm)	EIRP Limit (dBm)	EIRP Margin (dB)
		A	B	C	D	Σ						
5500	18.960	15.96	15.61	-	-	18.80	23.78	-4.98	3.60	22.40	29.78	-7.38
5580	18.900	15.98	16.21	-	-	19.11	23.76	-4.66	3.60	22.71	29.76	-7.06
5700	18.960	13.66	13.78	-	-	16.73	23.78	-7.05	3.60	20.33	29.78	-9.45
5720	14.360	15.01	15.51	-	-	18.28	22.57	-4.29	3.60	21.88	28.57	-6.69

Table 437 - ISED Maximum Conducted (average) Output Power Results



Test Configuration			
Frequency Range:	5.470-5.725 GHz	Band:	U-NII-2C
Limit Clause(s):	15.407 (a)(2) RSS-247 6.2.3.1	Test Method(s):	C63.10 12.4.2.4 C63.10 12.4.3.2
Additional Reference(s):	662911 D01 v02r01 F)2)d)(ii), 662911 D01 v02r01 E)1)		
Note(s):	Straddle channel power was measured using the appropriate SA test method. DCCF was added to the spectrum analyser reference level offset.		

DUT Configuration			
Mode:	802.11ax HE40 SU	Duty Cycle (%):	95.7
Modulation Coding Scheme:	MCS2x2	DCCF (dB):	0.19
Antenna Configuration:	MIMO SDM	Peak Antenna Gain (dBi):	3.60
Active Port(s):	A+B (Core 0 + Core 1)	Active Chain(s):	0+1

Test Frequency (MHz)	Minimum 26 dB Bandwidth (MHz)	Maximum Conducted Output Power (dBm)					Limit (dBm)	Margin (dB)
		A	B	C	D	Σ		
5510	43.680	15.24	15.52	-	-	18.39	24.00	-5.61
5550	41.160	18.69	18.62	-	-	21.67	24.00	-2.33
5670	43.680	17.13	17.26	-	-	20.21	24.00	-3.79
5710	35.760	18.32	18.54	-	-	21.44	24.00	-2.56

Table 438 - FCC Maximum Conducted (average) Output Power Results

Test Frequency (MHz)	Minimum 99% OBW (MHz)	Maximum Conducted Output Power (dBm)					Limit (dBm)	Margin (dB)	Gain (dBi)	EIRP (dBm)	EIRP Limit (dBm)	EIRP Margin (dB)
		A	B	C	D	Σ						
5510	37.800	15.24	15.52	-	-	18.39	24.00	-5.61	3.60	21.99	30.00	-8.01
5550	37.800	18.69	18.62	-	-	21.67	24.00	-2.33	3.60	25.27	30.00	-4.73
5670	37.920	17.13	17.26	-	-	20.21	24.00	-3.79	3.60	23.81	30.00	-6.19
5710	33.600	18.32	18.54	-	-	21.44	24.00	-2.56	3.60	25.04	30.00	-4.96

Table 439 - ISED Maximum Conducted (average) Output Power Results



Test Configuration			
Frequency Range:	5.470-5.725 GHz	Band:	U-NII-2C
Limit Clause(s):	15.407 (a)(2) RSS-247 6.2.3.1	Test Method(s):	C63.10 12.4.2.4 C63.10 12.4.3.2
Additional Reference(s):	662911 D01 v02r01 F)2)d)(ii), 662911 D01 v02r01 E)1)		
Note(s):	Straddle channel power was measured using the appropriate SA test method. DCCF was added to the spectrum analyser reference level offset.		

DUT Configuration			
Mode:	802.11ax HE80 SU	Duty Cycle (%):	95.3
Modulation Coding Scheme:	MCS2x2	DCCF (dB):	0.21
Antenna Configuration:	MIMO SDM	Peak Antenna Gain (dBi):	3.60
Active Port(s):	A+B (Core 0 + Core 1)	Active Chain(s):	0+1

Test Frequency (MHz)	Minimum 26 dB Bandwidth (MHz)	Maximum Conducted Output Power (dBm)					Limit (dBm)	Margin (dB)
		A	B	C	D	Σ		
5530	83.820	14.28	14.27	-	-	17.29	24.00	-6.71
5610	84.480	18.74	18.45	-	-	21.61	24.00	-2.39
5690	76.360	19.62	19.52	-	-	22.58	24.00	-1.42

Table 440 - FCC Maximum Conducted (average) Output Power Results

Test Frequency (MHz)	Minimum 99% OBW (MHz)	Maximum Conducted Output Power (dBm)					Limit (dBm)	Margin (dB)	Gain (dBi)	EIRP (dBm)	EIRP Limit (dBm)	EIRP Margin (dB)
		A	B	C	D	Σ						
5530	76.780	14.28	14.27	-	-	17.29	24.00	-6.71	3.60	20.89	30.00	-9.11
5690	72.840	19.62	19.52	-	-	22.58	24.00	-1.42	3.60	26.18	30.00	-3.82

Table 441 - ISED Maximum Conducted (average) Output Power Results



Test Configuration			
Frequency Range:	5.470-5.725 GHz	Band:	U-NII-2C
Limit Clause(s):	15.407 (a)(2) RSS-247 6.2.3.1	Test Method(s):	C63.10 12.4.3.2
Additional Reference(s):	662911 D01 v02r01 F)2)d)(ii), 662911 D01 v02r01 E)1)		

DUT Configuration			
Mode:	802.11ax HE160 SU	Duty Cycle (%):	92.7
Modulation Coding Scheme:	MCS2x2	DCCF (dB):	-
Antenna Configuration:	MIMO SDM	Peak Antenna Gain (dBi):	3.60
Active Port(s):	A+B (Core 0 + Core 1)	Active Chain(s):	0+1

Test Frequency (MHz)	Minimum 26 dB Bandwidth (MHz)	Maximum Conducted Output Power (dBm)					Limit (dBm)	Margin (dB)
		A	B	C	D	Σ		
5570	165.480	11.90	11.69	-	-	14.81	24.00	-9.19

Table 442 - FCC Maximum Conducted (average) Output Power Results

Test Configuration			
Frequency Range:	5.725-5.850 GHz	Band:	U-NII-3
Limit Clause(s):	15.407 (a)(3) RSS-247 6.2.4.1	Test Method(s):	C63.10 12.4.2.4 C63.10 12.4.3.2
Additional Reference(s):	662911 D01 v02r01 F)2)d)(ii), 662911 D01 v02r01 E)1)		
Note(s):	Straddle channel power was measured using the appropriate SA test method. DCCF was added to the spectrum analyser reference level offset.		

DUT Configuration			
Mode:	802.11n HT20	Duty Cycle (%):	93.8
Modulation Coding Scheme:	MCS10	DCCF (dB):	0.28
Antenna Configuration:	MIMO SDM	Peak Antenna Gain (dBi):	3.60
Active Port(s):	A+B (Core 0 + Core 1)	Active Chain(s):	0+1

Test Frequency (MHz)	Maximum Conducted Output Power (dBm)					Limit (dBm)	Margin (dB)
	A	B	C	D	Σ		
5720	7.99	8.32	-	-	11.17	30.00	-18.83
5745	21.24	21.45	-	-	24.36	30.00	-5.64
5785	21.46	21.36	-	-	24.42	30.00	-5.58
5825	21.32	21.25	-	-	24.30	30.00	-5.70

Table 443 - Maximum Conducted (average) Output Power Results



Test Configuration			
Frequency Range:	5.725-5.850 GHz	Band:	U-NII-3
Limit Clause(s):	15.407 (a)(3) RSS-247 6.2.4.1	Test Method(s):	C63.10 12.4.2.4 C63.10 12.4.3.2
Additional Reference(s):	662911 D01 v02r01 F)2)d)(ii), 662911 D01 v02r01 E)1)		
Note(s):	Straddle channel power was measured using the appropriate SA test method. DCCF was added to the spectrum analyser reference level offset.		

DUT Configuration			
Mode:	802.11n HT40	Duty Cycle (%):	90.0
Modulation Coding Scheme:	MCS10	DCCF (dB):	0.46
Antenna Configuration:	MIMO SDM	Peak Antenna Gain (dBi):	3.60
Active Port(s):	A+B (Core 0 + Core 1)	Active Chain(s):	0+1

Test Frequency (MHz)	Maximum Conducted Output Power (dBm)					Limit (dBm)	Margin (dB)
	A	B	C	D	Σ		
5710	6.79	7.05	-	-	9.93	30.00	-20.07
5755	21.22	21.20	-	-	24.22	30.00	-5.78
5795	21.23	21.21	-	-	24.23	30.00	-5.77

Table 444 - Maximum Conducted (average) Output Power Results

Test Configuration			
Frequency Range:	5.725-5.850 GHz	Band:	U-NII-3
Limit Clause(s):	15.407 (a)(3) RSS-247 6.2.4.1	Test Method(s):	C63.10 12.4.2.4 C63.10 12.4.3.2
Additional Reference(s):	662911 D01 v02r01 F)2)d)(ii), 662911 D01 v02r01 E)1)		
Note(s):	Straddle channel power was measured using the appropriate SA test method. DCCF was added to the spectrum analyser reference level offset.		

DUT Configuration			
Mode:	802.11ac VHT80	Duty Cycle (%):	84.5
Modulation Coding Scheme:	MCS2x2	DCCF (dB):	0.73
Antenna Configuration:	MIMO SDM	Peak Antenna Gain (dBi):	3.60
Active Port(s):	A+B (Core 0 + Core 1)	Active Chain(s):	0+1

Test Frequency (MHz)	Maximum Conducted Output Power (dBm)					Limit (dBm)	Margin (dB)
	A	B	C	D	Σ		
5690	4.24	4.84	-	-	7.56	30.00	-22.44
5775	19.94	19.92	-	-	22.94	30.00	-7.06

Table 445 - Maximum Conducted (average) Output Power Results



Test Configuration			
Frequency Range:	5.725-5.850 GHz	Band:	U-NII-3
Limit Clause(s):	15.407 (a)(3) RSS-247 6.2.4.1	Test Method(s):	C63.10 12.4.2.4 C63.10 12.4.3.2
Additional Reference(s):	662911 D01 v02r01 F)2)d)(ii), 662911 D01 v02r01 E)1)		
Note(s):	Straddle channel power was measured using the appropriate SA test method. DCCF was added to the spectrum analyser reference level offset.		

DUT Configuration			
Mode:	802.11ax HE20 SU	Duty Cycle (%):	95.9
Modulation Coding Scheme:	MCS2x2	DCCF (dB):	0.18
Antenna Configuration:	MIMO SDM	Peak Antenna Gain (dBi):	3.60
Active Port(s):	A+B (Core 0 + Core 1)	Active Chain(s):	0+1

Test Frequency (MHz)	Maximum Conducted Output Power (dBm)					Limit (dBm)	Margin (dB)
	A	B	C	D	Σ		
5720	8.52	9.12	-	-	11.84	30.00	-18.16
5745	21.11	21.31	-	-	24.22	30.00	-5.78
5785	21.34	21.28	-	-	24.32	30.00	-5.68
5825	21.28	21.19	-	-	24.25	30.00	-5.75

Table 446 - Maximum Conducted (average) Output Power Results

Test Configuration			
Frequency Range:	5.725-5.850 GHz	Band:	U-NII-3
Limit Clause(s):	15.407 (a)(3) RSS-247 6.2.4.1	Test Method(s):	C63.10 12.4.2.4 C63.10 12.4.3.2
Additional Reference(s):	662911 D01 v02r01 F)2)d)(ii), 662911 D01 v02r01 E)1)		
Note(s):	Straddle channel power was measured using the appropriate SA test method. DCCF was added to the spectrum analyser reference level offset.		

DUT Configuration			
Mode:	802.11ax HE40 SU	Duty Cycle (%):	95.8
Modulation Coding Scheme:	MCS2x2	DCCF (dB):	0.19
Antenna Configuration:	MIMO SDM	Peak Antenna Gain (dBi):	3.60
Active Port(s):	A+B (Core 0 + Core 1)	Active Chain(s):	0+1

Test Frequency (MHz)	Maximum Conducted Output Power (dBm)					Limit (dBm)	Margin (dB)
	A	B	C	D	Σ		
5710	6.99	7.52	-	-	10.27	30.00	-19.73
5755	21.23	21.34	-	-	24.30	30.00	-5.70
5795	21.24	21.18	-	-	24.22	30.00	-5.78

Table 447 - Maximum Conducted (average) Output Power Results



Test Configuration			
Frequency Range:	5.725-5.850 GHz	Band:	U-NII-3
Limit Clause(s):	15.407 (a)(3) RSS-247 6.2.4.1	Test Method(s):	C63.10 12.4.2.4 C63.10 12.4.3.2
Additional Reference(s):	662911 D01 v02r01 F)2)d)(ii), 662911 D01 v02r01 E)1)		
Note(s):	Straddle channel power was measured using the appropriate SA test method. DCCF was added to the spectrum analyser reference level offset.		

DUT Configuration			
Mode:	802.11ax HE80 SU	Duty Cycle (%):	95.6
Modulation Coding Scheme:	MCS2x2	DCCF (dB):	0.20
Antenna Configuration:	MIMO SDM	Peak Antenna Gain (dBi):	3.60
Active Port(s):	A+B (Core 0 + Core 1)	Active Chain(s):	0+1

Test Frequency (MHz)	Maximum Conducted Output Power (dBm)					Limit (dBm)	Margin (dB)
	A	B	C	D	Σ		
5690	4.66	4.74	-	-	7.71	30.00	-22.29
5775	19.97	19.81	-	-	22.90	30.00	-7.10

Table 448 - Maximum Conducted (average) Output Power Results

Test Configuration			
Frequency Range:	5.150-5.250 GHz	Band:	U-NII-1
Limit Clause(s):	15.407 (a)(1)(iv)	Test Method(s):	C63.10 12.4.3.2
Additional Reference(s):	662911 D01 v02r01 F)2)d)(ii), 662911 D01 v02r01 E)1)		

DUT Configuration			
Mode:	802.11ax HE20 RU26	Duty Cycle (%):	97.5
Modulation Coding Scheme:	MCS2x2	DCCF (dB):	-
Antenna Configuration:	MIMO SDM	Peak Antenna Gain (dBi):	4.00
Active Port(s):	A+B (Core 0 + Core 1)	Active Chain(s):	0+1

Test Frequency (MHz)	Maximum Conducted Output Power (dBm)					Limit (dBm)	Margin (dB)
	A	B	C	D	Σ		
5180 (RU26.0)	8.41	8.27	-	-	11.35	24.00	-12.65
5220 (RU26.0)	8.45	8.09	-	-	11.28	24.00	-12.72
5240 (RU26.8)	8.40	7.91	-	-	11.17	24.00	-12.83

Table 449 - FCC Maximum Conducted (average) Output Power Results



Test Configuration			
Frequency Range:	5.150-5.250 GHz	Band:	U-NII-1
Limit Clause(s):	15.407 (a)(1)(iv)	Test Method(s):	C63.10 12.4.3.2
Additional Reference(s):	662911 D01 v02r01 F)2)d)(ii), 662911 D01 v02r01 E)1)		

DUT Configuration			
Mode:	802.11ax HE20 RU52	Duty Cycle (%):	97.4
Modulation Coding Scheme:	MCS2x2	DCCF (dB):	-
Antenna Configuration:	MIMO SDM	Peak Antenna Gain (dBi):	4.00
Active Port(s):	A+B (Core 0 + Core 1)	Active Chain(s):	0+1

Test Frequency (MHz)	Maximum Conducted Output Power (dBm)					Limit (dBm)	Margin (dB)
	A	B	C	D	Σ		
5180 (RU52.37)	11.32	11.20	-	-	14.27	24.00	-9.73
5220 (RU52.37)	11.16	11.19	-	-	14.18	24.00	-9.82
5240 (RU52.40)	11.29	11.33	-	-	14.32	24.00	-9.68

Table 450 - FCC Maximum Conducted (average) Output Power Results

Test Configuration			
Frequency Range:	5.150-5.250 GHz	Band:	U-NII-1
Limit Clause(s):	15.407 (a)(1)(iv)	Test Method(s):	C63.10 12.4.3.2
Additional Reference(s):	662911 D01 v02r01 F)2)d)(ii), 662911 D01 v02r01 E)1)		

DUT Configuration			
Mode:	802.11ax HE20 RU106	Duty Cycle (%):	97.5
Modulation Coding Scheme:	MCS2x2	DCCF (dB):	-
Antenna Configuration:	MIMO SDM	Peak Antenna Gain (dBi):	4.00
Active Port(s):	A+B (Core 0 + Core 1)	Active Chain(s):	0+1

Test Frequency (MHz)	Maximum Conducted Output Power (dBm)					Limit (dBm)	Margin (dB)
	A	B	C	D	Σ		
5180 (RU106.53)	13.89	14.36	-	-	17.14	24.00	-6.86
5220 (RU106.53)	14.03	14.25	-	-	17.15	24.00	-6.85
5240 (RU106.54)	14.38	14.19	-	-	17.29	24.00	-6.71

Table 451 - FCC Maximum Conducted (average) Output Power Results



Test Configuration			
Frequency Range:	5.150-5.250 GHz	Band:	U-NII-1
Limit Clause(s):	RSS-247 6.2.1.1	Test Method(s):	C63.10 12.4.3.2
Additional Reference(s):	662911 D01 v02r01 F)2)d)(ii), 662911 D01 v02r01 E)1)		

DUT Configuration			
Mode:	802.11ax HE20 RU26	Duty Cycle (%):	97.4
Modulation Coding Scheme:	MCS2x2	DCCF (dB):	-
Antenna Configuration:	MIMO SDM	Peak Antenna Gain (dBi):	4.00
Active Port(s):	A+B (Core 0 + Core 1)	Active Chain(s):	0+1

Test Frequency (MHz)	Minimum 99% OBW (MHz)	Maximum Conducted Output Power (dBm)					Gain (dBi)	EIRP (dBm)	EIRP Limit (dBm)	EIRP Margin (dB)
		A	B	C	D	Σ				
5180 (RU26.0)	18.300	3.38	3.40	-	-	6.40	4.00	10.40	22.62	-12.22
5220 (RU26.0)	18.240	3.27	3.12	-	-	6.20	4.00	10.20	22.61	-12.41
5240 (RU26.8)	18.240	3.26	2.80	-	-	6.04	4.00	10.04	22.61	-12.57

Table 452 - ISED Maximum Conducted (average) Output Power Results

Test Configuration			
Frequency Range:	5.150-5.250 GHz	Band:	U-NII-1
Limit Clause(s):	RSS-247 6.2.1.1	Test Method(s):	C63.10 12.4.3.2
Additional Reference(s):	662911 D01 v02r01 F)2)d)(ii), 662911 D01 v02r01 E)1)		

DUT Configuration			
Mode:	802.11ax HE20 RU52	Duty Cycle (%):	97.1
Modulation Coding Scheme:	MCS2x2	DCCF (dB):	-
Antenna Configuration:	MIMO SDM	Peak Antenna Gain (dBi):	4.00
Active Port(s):	A+B (Core 0 + Core 1)	Active Chain(s):	0+1

Test Frequency (MHz)	Minimum 99% OBW (MHz)	Maximum Conducted Output Power (dBm)					Gain (dBi)	EIRP (dBm)	EIRP Limit (dBm)	EIRP Margin (dB)
		A	B	C	D	Σ				
5180 (RU52.37)	18.120	6.36	6.50	-	-	9.44	4.00	13.44	22.58	-9.14
5220 (RU52.37)	18.120	6.12	6.50	-	-	9.32	4.00	13.32	22.58	-9.26
5240 (RU52.40)	18.060	6.06	6.45	-	-	9.27	4.00	13.27	22.57	-9.29

Table 453 - ISED Maximum Conducted (average) Output Power Results



Test Configuration			
Frequency Range:	5.150-5.250 GHz	Band:	U-NII-1
Limit Clause(s):	RSS-247 6.2.1.1	Test Method(s):	C63.10 12.4.3.2
Additional Reference(s):	662911 D01 v02r01 F)2)d)(ii), 662911 D01 v02r01 E)1)		

DUT Configuration			
Mode:	802.11ax HE20 RU106	Duty Cycle (%):	98.0
Modulation Coding Scheme:	MCS2x2	DCCF (dB):	-
Antenna Configuration:	MIMO SDM	Peak Antenna Gain (dBi):	4.00
Active Port(s):	A+B (Core 0 + Core 1)	Active Chain(s):	0+1

Test Frequency (MHz)	Minimum 99% OBW (MHz)	Maximum Conducted Output Power (dBm)					Gain (dBi)	EIRP (dBm)	EIRP Limit (dBm)	EIRP Margin (dB)
		A	B	C	D	Σ				
5180 (RU106.53)	18.120	8.85	9.39	-	-	12.14	4.00	16.14	22.58	-6.44
5220 (RU106.53)	18.120	8.89	9.23	-	-	12.08	4.00	16.08	22.58	-6.51
5240 (RU106.54)	18.120	9.41	9.50	-	-	12.46	4.00	16.46	22.58	-6.12

Table 454 - ISED Maximum Conducted (average) Output Power Results



Test Configuration			
Frequency Range:	5.250-5.350 GHz	Band:	U-NII-2A
Limit Clause(s):	15.407 (a)(2) RSS-247 6.2.2.1	Test Method(s):	C63.10 12.4.3.2
Additional Reference(s):	662911 D01 v02r01 F)2)d)(ii), 662911 D01 v02r01 E)1)		

DUT Configuration			
Mode:	802.11ax HE20 RU52	Duty Cycle (%):	97.1
Modulation Coding Scheme:	MCS2x2	DCCF (dB):	-
Antenna Configuration:	MIMO SDM	Peak Antenna Gain (dBi):	4.65
Active Port(s):	A+B (Core 0 + Core 1)	Active Chain(s):	0+1

Test Frequency (MHz)	Minimum 26 dB Bandwidth (MHz)	Maximum Conducted Output Power (dBm)					Limit (dBm)	Margin (dB)
		A	B	C	D	Σ		
5260 (RU52.37)	19.920	11.26	11.26	-	-	14.27	23.99	-9.72
5300 (RU52.37)	19.860	11.20	11.44	-	-	14.33	23.98	-9.65
5320 (RU52.40)	19.740	11.16	11.21	-	-	14.20	23.95	-9.76

Table 455 - FCC Maximum Conducted (average) Output Power Results

Test Frequency (MHz)	Minimum 99% OBW (MHz)	Maximum Conducted Output Power (dBm)					Limit (dBm)	Margin (dB)	Gain (dBi)	EIRP (dBm)	EIRP Limit (dBm)	EIRP Margin (dB)
		A	B	C	D	Σ						
5260 (RU52.37)	18.120	11.26	11.26	-	-	14.27	23.58	-9.31	4.65	18.92	29.58	-10.66
5300 (RU52.37)	18.120	11.20	11.44	-	-	14.33	23.58	-9.25	4.65	18.98	29.58	-10.60
5320 (RU52.40)	18.180	11.16	11.21	-	-	14.20	23.60	-9.40	4.65	18.85	29.60	-10.75

Table 456 - ISED Maximum Conducted (average) Output Power Results



Test Configuration			
Frequency Range:	5.250-5.350 GHz	Band:	U-NII-2A
Limit Clause(s):	15.407 (a)(2) RSS-247 6.2.2.1	Test Method(s):	C63.10 12.4.3.2
Additional Reference(s):	662911 D01 v02r01 F)2)d)(ii), 662911 D01 v02r01 E)1)		

DUT Configuration			
Mode:	802.11ax HE20 RU106	Duty Cycle (%):	97.9
Modulation Coding Scheme:	MCS2x2	DCCF (dB):	-
Antenna Configuration:	MIMO SDM	Peak Antenna Gain (dBi):	4.65
Active Port(s):	A+B (Core 0 + Core 1)	Active Chain(s):	0+1

Test Frequency (MHz)	Minimum 26 dB Bandwidth (MHz)	Maximum Conducted Output Power (dBm)					Limit (dBm)	Margin (dB)
		A	B	C	D	Σ		
5260 (RU106.53)	20.100	14.14	14.37	-	-	17.26	24.00	-6.74
5300 (RU106.53)	20.160	13.89	14.23	-	-	17.07	24.00	-6.93
5320 (RU106.54)	19.920	14.27	14.11	-	-	17.20	23.99	-6.79

Table 457 - FCC Maximum Conducted (average) Output Power Results

Test Frequency (MHz)	Minimum 99% OBW (MHz)	Maximum Conducted Output Power (dBm)					Limit (dBm)	Margin (dB)	Gain (dBi)	EIRP (dBm)	EIRP Limit (dBm)	EIRP Margin (dB)
		A	B	C	D	Σ						
5260 (RU106.53)	18.120	14.14	14.37	-	-	17.26	23.58	-6.32	4.65	21.91	29.58	-7.67
5300 (RU106.53)	18.120	13.89	14.23	-	-	17.07	23.58	-6.51	4.65	21.72	29.58	-7.86
5320 (RU106.54)	18.120	14.27	14.11	-	-	17.20	23.58	-6.38	4.65	21.85	29.58	-7.73

Table 458 - ISED Maximum Conducted (average) Output Power Results



Test Configuration			
Frequency Range:	5.470-5.725 GHz	Band:	U-NII-2C
Limit Clause(s):	15.407 (a)(2) RSS-247 6.2.3.1	Test Method(s):	C63.10 12.4.2.4 C63.10 12.4.3.2
Additional Reference(s):	662911 D01 v02r01 F)2)d)(ii), 662911 D01 v02r01 E)1)		
Note(s):	Straddle channel power was measured using the appropriate SA test method. DCCF was added to the spectrum analyser reference level offset.		

DUT Configuration			
Mode:	802.11ax HE20 RU52	Duty Cycle (%):	97.0
Modulation Coding Scheme:	MCS2x2	DCCF (dB):	0.13
Antenna Configuration:	MIMO SDM	Peak Antenna Gain (dBi):	3.60
Active Port(s):	A+B (Core 0 + Core 1)	Active Chain(s):	0+1

Test Frequency (MHz)	Minimum 26 dB Bandwidth (MHz)	Maximum Conducted Output Power (dBm)					Limit (dBm)	Margin (dB)
		A	B	C	D	Σ		
5500 (RU52.37)	19.920	11.12	11.41	-	-	14.28	23.99	-9.72
5580 (RU52.37)	19.860	11.11	11.34	-	-	14.24	23.98	-9.74
5700 (RU52.40)	19.680	10.70	11.31	-	-	14.03	23.94	-9.91
5720 (RU52.39)	14.180	10.27	10.78	-	-	13.54	22.52	-8.98

Table 459 - FCC Maximum Conducted (average) Output Power Results

Test Frequency (MHz)	Minimum 99% OBW (MHz)	Maximum Conducted Output Power (dBm)					Limit (dBm)	Margin (dB)	Gain (dBi)	EIRP (dBm)	EIRP Limit (dBm)	EIRP Margin (dB)
		A	B	C	D	Σ						
5500 (RU52.37)	18.180	11.12	11.41	-	-	14.28	23.60	-9.32	3.60	17.88	29.60	-11.72
5580 (RU52.37)	18.120	11.11	11.34	-	-	14.24	23.58	-9.34	3.60	17.84	29.58	-11.74
5700 (RU52.40)	18.060	10.70	11.31	-	-	14.03	23.57	-9.54	3.60	17.63	29.57	-11.94
5720 (RU52.39)	13.160	10.27	10.78	-	-	13.54	22.19	-8.65	3.60	17.14	28.19	-11.05

Table 460 - ISD Maximum Conducted (average) Output Power Results



Test Configuration			
Frequency Range:	5.470-5.725 GHz	Band:	U-NII-2C
Limit Clause(s):	15.407 (a)(2) RSS-247 6.2.3.1	Test Method(s):	C63.10 12.4.2.4 C63.10 12.4.3.2
Additional Reference(s):	662911 D01 v02r01 F)2)d)(ii), 662911 D01 v02r01 E)1)		
Note(s):	Straddle channel power was measured using the appropriate SA test method. DCCF was added to the spectrum analyser reference level offset.		

DUT Configuration			
Mode:	802.11ax HE20 RU106	Duty Cycle (%):	97.7
Modulation Coding Scheme:	MCS2x2	DCCF (dB):	0.10
Antenna Configuration:	MIMO SDM	Peak Antenna Gain (dBi):	3.60
Active Port(s):	A+B (Core 0 + Core 1)	Active Chain(s):	0+1

Test Frequency (MHz)	Minimum 26 dB Bandwidth (MHz)	Maximum Conducted Output Power (dBm)					Limit (dBm)	Margin (dB)
		A	B	C	D	Σ		
5500 (RU106.53)	20.220	13.97	14.44	-	-	17.22	24.00	-6.78
5580 (RU106.53)	20.280	13.77	14.22	-	-	17.01	24.00	-6.99
5700 (RU106.54)	19.860	14.04	14.19	-	-	17.13	23.98	-6.85
5720 (RU106.53)	15.680	13.64	14.20	-	-	16.94	22.95	-6.01

Table 461 - FCC Maximum Conducted (average) Output Power Results

Test Frequency (MHz)	Minimum 99% OBW (MHz)	Maximum Conducted Output Power (dBm)					Limit (dBm)	Margin (dB)	Gain (dBi)	EIRP (dBm)	EIRP Limit (dBm)	EIRP Margin (dB)
		A	B	C	D	Σ						
5500 (RU106.53)	18.120	13.97	14.44	-	-	17.22	23.58	-6.36	3.60	20.82	29.58	-8.76
5580 (RU106.53)	18.120	13.77	14.22	-	-	17.01	23.58	-6.57	3.60	20.61	29.58	-8.97
5700 (RU106.54)	18.180	14.04	14.19	-	-	17.13	23.60	-6.47	3.60	20.73	29.60	-8.87
5720 (RU106.53)	14.540	13.64	14.20	-	-	16.94	22.63	-5.69	3.60	20.54	28.63	-8.08

Table 462 - ISD Maximum Conducted (average) Output Power Results



Test Configuration			
Frequency Range:	5.725-5.850 GHz	Band:	U-NII-3
Limit Clause(s):	15.407 (a)(3) RSS-247 6.2.4.1	Test Method(s):	C63.10 12.4.3.2
Additional Reference(s):	662911 D01 v02r01 F)2)d)(ii), 662911 D01 v02r01 E)1)		

DUT Configuration			
Mode:	802.11ax HE20 RU26	Duty Cycle (%):	97.1
Modulation Coding Scheme:	MCS2x2	DCCF (dB):	-
Antenna Configuration:	MIMO SDM	Peak Antenna Gain (dBi):	3.20
Active Port(s):	A+B (Core 0 + Core 1)	Active Chain(s):	0+1

Test Frequency (MHz)	Maximum Conducted Output Power (dBm)					Limit (dBm)	Margin (dB)
	A	B	C	D	Σ		
5745 (RU26.0)	13.30	13.30	-	-	16.31	30.00	-13.69
5785 (RU26.0)	13.17	13.13	-	-	16.16	30.00	-13.84
5825 (RU26.8)	13.44	13.25	-	-	16.36	30.00	-13.64

Table 463 - Maximum Conducted (average) Output Power Results



Test Configuration			
Frequency Range:	5.725-5.850 GHz	Band:	U-NII-3
Limit Clause(s):	15.407 (a)(3) RSS-247 6.2.4.1	Test Method(s):	C63.10 12.4.2.4 C63.10 12.4.3.2
Additional Reference(s):	662911 D01 v02r01 F)2)d)(ii), 662911 D01 v02r01 E)1)		
Note(s):	Straddle channel power was measured using the appropriate SA test method. DCCF was added to the spectrum analyser reference level offset.		

DUT Configuration			
Mode:	802.11ax HE20 RU52	Duty Cycle (%):	97.0
Modulation Coding Scheme:	MCS2x2	DCCF (dB):	0.13
Antenna Configuration:	MIMO SDM	Peak Antenna Gain (dBi):	3.60
Active Port(s):	A+B (Core 0 + Core 1)	Active Chain(s):	0+1

Test Frequency (MHz)	Maximum Conducted Output Power (dBm)					Limit (dBm)	Margin (dB)
	A	B	C	D	Σ		
5720 (RU52.40)	10.98	11.23	-	-	14.12	30.00	-15.88
5745 (RU52.37)	16.20	16.16	-	-	19.19	30.00	-10.81
5785 (RU52.37)	16.25	16.16	-	-	19.21	30.00	-10.79
5825 (RU52.40)	15.86	16.21	-	-	19.05	30.00	-10.95

Table 464 - Maximum Conducted (average) Output Power Results



Test Configuration			
Frequency Range:	5.725-5.850 GHz	Band:	U-NII-3
Limit Clause(s):	15.407 (a)(3) RSS-247 6.2.4.1	Test Method(s):	C63.10 12.4.2.4 C63.10 12.4.3.2
Additional Reference(s):	662911 D01 v02r01 F)2)d)(ii), 662911 D01 v02r01 E)1)		
Note(s):	Straddle channel power was measured using the appropriate SA test method. DCCF was added to the spectrum analyser reference level offset.		

DUT Configuration			
Mode:	802.11ax HE20 RU106	Duty Cycle (%):	97.8
Modulation Coding Scheme:	MCS2x2	DCCF (dB):	0.10
Antenna Configuration:	MIMO SDM	Peak Antenna Gain (dBi):	3.60
Active Port(s):	A+B (Core 0 + Core 1)	Active Chain(s):	0+1

Test Frequency (MHz)	Maximum Conducted Output Power (dBm)					Limit (dBm)	Margin (dB)
	A	B	C	D	Σ		
5720 (RU106.54)	11.16	11.42	-	-	14.30	30.00	-15.70
5745 (RU106.53)	18.57	19.26	-	-	21.94	30.00	-8.06
5785 (RU106.53)	18.96	19.47	-	-	22.24	30.00	-7.76
5825 (RU106.54)	19.38	19.34	-	-	22.37	30.00	-7.63

Table 465 - Maximum Conducted (average) Output Power Results



TxBF

Test Configuration			
Frequency Range:	5.150-5.250 GHz	Band:	U-NII-1
Limit Clause(s):	15.407 (a)(1)(iv)	Test Method(s):	C63.10 12.4.3.2
Additional Reference(s):	662911 D01 v02r01 F)2)d)(i), 662911 D01 v02r01 E)1)		

DUT Configuration			
Mode:	802.11ac VHT20	Duty Cycle (%):	90.3
Modulation Coding Scheme:	MCS2x1	DCCF (dB):	-
Antenna Configuration:	TxBF	Peak Antenna Gain (dBi):	7.01
Active Port(s):	A+B (Core 0 + Core 1)	Active Chain(s):	0+1

Test Frequency (MHz)	Maximum Conducted Output Power (dBm)					Limit (dBm)	Margin (dB)
	A	B	C	D	Σ		
5180	15.18	14.80	-	-	18.00	22.99	-4.99
5220	15.31	15.06	-	-	18.20	22.99	-4.79
5240	15.06	15.03	-	-	18.05	22.99	-4.94

Table 466 - FCC Maximum Conducted (average) Output Power Results

Test Configuration			
Frequency Range:	5.150-5.250 GHz	Band:	U-NII-1
Limit Clause(s):	15.407 (a)(1)(iv)	Test Method(s):	C63.10 12.4.3.2
Additional Reference(s):	662911 D01 v02r01 F)2)d)(i), 662911 D01 v02r01 E)1)		

DUT Configuration			
Mode:	802.11ac VHT40	Duty Cycle (%):	90.9
Modulation Coding Scheme:	MCS2x1	DCCF (dB):	-
Antenna Configuration:	TxBF	Peak Antenna Gain (dBi):	7.01
Active Port(s):	A+B (Core 0 + Core 1)	Active Chain(s):	0+1

Test Frequency (MHz)	Maximum Conducted Output Power (dBm)					Limit (dBm)	Margin (dB)
	A	B	C	D	Σ		
5190	15.18	14.96	-	-	18.09	22.99	-4.90
5230	17.71	17.24	-	-	20.49	22.99	-2.50

Table 467 - FCC Maximum Conducted (average) Output Power Results



Test Configuration			
Frequency Range:	5.150-5.250 GHz	Band:	U-NII-1
Limit Clause(s):	15.407 (a)(1)(iv)	Test Method(s):	C63.10 12.4.3.2
Additional Reference(s):	662911 D01 v02r01 F)2)d)(i), 662911 D01 v02r01 E)1)		

DUT Configuration			
Mode:	802.11ac VHT80	Duty Cycle (%):	89.1
Modulation Coding Scheme:	MCS2x1	DCCF (dB):	-
Antenna Configuration:	TxBF	Peak Antenna Gain (dBi):	7.01
Active Port(s):	A+B (Core 0 + Core 1)	Active Chain(s):	0+1

Test Frequency (MHz)	Maximum Conducted Output Power (dBm)					Limit (dBm)	Margin (dB)
	A	B	C	D	Σ		
5210	14.58	14.46	-	-	17.53	22.99	-5.46

Table 468 - FCC Maximum Conducted (average) Output Power Results

Test Configuration			
Frequency Range:	5.150-5.250 GHz	Band:	U-NII-1
Limit Clause(s):	RSS-247 6.2.1.1	Test Method(s):	C63.10 12.4.3.2
Additional Reference(s):	662911 D01 v02r01 F)2)d)(i), 662911 D01 v02r01 E)1)		

DUT Configuration			
Mode:	802.11ac VHT20	Duty Cycle (%):	88.9
Modulation Coding Scheme:	MCS2x1	DCCF (dB):	-
Antenna Configuration:	TxBF	Peak Antenna Gain (dBi):	7.01
Active Port(s):	A+B (Core 0 + Core 1)	Active Chain(s):	0+1

Test Frequency (MHz)	Minimum 99% OBW (MHz)	Maximum Conducted Output Power (dBm)					Gain (dBi)	EIRP (dBm)	EIRP Limit (dBm)	EIRP Margin (dB)
		A	B	C	D	Σ				
5180	17.760	8.19	7.81	-	-	11.01	7.01	18.02	22.49	-4.47
5220	17.700	8.26	7.95	-	-	11.12	7.01	18.13	22.48	-4.35
5240	17.640	8.01	8.12	-	-	11.07	7.01	18.08	22.46	-4.38

Table 469 - ISED Maximum Conducted (average) Output Power Results



Test Configuration			
Frequency Range:	5.150-5.250 GHz	Band:	U-NII-1
Limit Clause(s):	RSS-247 6.2.1.1	Test Method(s):	C63.10 12.4.3.2
Additional Reference(s):	662911 D01 v02r01 F)2)d)(i), 662911 D01 v02r01 E)1)		

DUT Configuration			
Mode:	802.11ac VHT40	Duty Cycle (%):	90.3
Modulation Coding Scheme:	MCS2x1	DCCF (dB):	-
Antenna Configuration:	TxBF	Peak Antenna Gain (dBi):	7.01
Active Port(s):	A+B (Core 0 + Core 1)	Active Chain(s):	0+1

Test Frequency (MHz)	Minimum 99% OBW (MHz)	Maximum Conducted Output Power (dBm)					Gain (dBi)	EIRP (dBm)	EIRP Limit (dBm)	EIRP Margin (dB)
		A	B	C	D	Σ				
5190	36.480	10.69	10.41	-	-	13.57	7.01	20.58	23.00	-2.42
5230	36.300	10.81	10.56	-	-	13.70	7.01	20.71	23.00	-2.29

Table 470 - ISED Maximum Conducted (average) Output Power Results

Test Configuration			
Frequency Range:	5.150-5.250 GHz	Band:	U-NII-1
Limit Clause(s):	RSS-247 6.2.1.1	Test Method(s):	C63.10 12.4.3.2
Additional Reference(s):	662911 D01 v02r01 F)2)d)(i), 662911 D01 v02r01 E)1)		

DUT Configuration			
Mode:	802.11ac VHT80	Duty Cycle (%):	91.1
Modulation Coding Scheme:	MCS2x1	DCCF (dB):	-
Antenna Configuration:	TxBF	Peak Antenna Gain (dBi):	7.01
Active Port(s):	A+B (Core 0 + Core 1)	Active Chain(s):	0+1

Test Frequency (MHz)	Minimum 99% OBW (MHz)	Maximum Conducted Output Power (dBm)					Gain (dBi)	EIRP (dBm)	EIRP Limit (dBm)	EIRP Margin (dB)
		A	B	C	D	Σ				
5210	75.680	11.86	11.22	-	-	14.56	7.01	21.57	23.00	-1.43

Table 471 - ISED Maximum Conducted (average) Output Power Results



Test Configuration			
Frequency Range:	5.250-5.350 GHz	Band:	U-NII-2A
Limit Clause(s):	15.407 (a)(2) RSS-247 6.2.2.1	Test Method(s):	C63.10 12.4.3.2
Additional Reference(s):	662911 D01 v02r01 F)2)d)(i), 662911 D01 v02r01 E)1)		

DUT Configuration			
Mode:	802.11ac VHT20	Duty Cycle (%):	90.3
Modulation Coding Scheme:	MCS2x1	DCCF (dB):	-
Antenna Configuration:	TxBF	Peak Antenna Gain (dBi):	7.66
Active Port(s):	A+B (Core 0 + Core 1)	Active Chain(s):	0+1

Test Frequency (MHz)	Minimum 26 dB Bandwidth (MHz)	Maximum Conducted Output Power (dBm)					Limit (dBm)	Margin (dB)
		A	B	C	D	Σ		
5260	20.220	14.62	13.96	-	-	17.31	22.34	-5.03
5300	20.280	14.60	14.31	-	-	17.47	22.34	-4.87
5320	20.400	14.31	14.14	-	-	17.24	22.34	-5.10

Table 472 - FCC Maximum Conducted (average) Output Power Results

Test Frequency (MHz)	Minimum 99% OBW (MHz)	Maximum Conducted Output Power (dBm)					Limit (dBm)	Margin (dB)	Gain (dBi)	EIRP (dBm)	EIRP Limit (dBm)	EIRP Margin (dB)
		A	B	C	D	Σ						
5260	17.580	14.62	13.96	-	-	17.31	23.45	-6.14	7.66	24.97	29.45	-4.48
5300	17.700	14.60	14.31	-	-	17.47	23.48	-6.01	7.66	25.13	29.48	-4.35
5320	17.700	14.31	14.14	-	-	17.24	23.48	-6.24	7.66	24.90	29.48	-4.58

Table 473 - ISED Maximum Conducted (average) Output Power Results



Test Configuration			
Frequency Range:	5.250-5.350 GHz	Band:	U-NII-2A
Limit Clause(s):	15.407 (a)(2) RSS-247 6.2.2.1	Test Method(s):	C63.10 12.4.3.2
Additional Reference(s):	662911 D01 v02r01 F)2)d)(i), 662911 D01 v02r01 E)1)		

DUT Configuration			
Mode:	802.11ac VHT40	Duty Cycle (%):	90.0
Modulation Coding Scheme:	MCS2x1	DCCF (dB):	-
Antenna Configuration:	TxBF	Peak Antenna Gain (dBi):	7.66
Active Port(s):	A+B (Core 0 + Core 1)	Active Chain(s):	0+1

Test Frequency (MHz)	Minimum 26 dB Bandwidth (MHz)	Maximum Conducted Output Power (dBm)					Limit (dBm)	Margin (dB)
		A	B	C	D	Σ		
5270	41.160	17.00	16.94	-	-	19.98	22.34	-2.36
5310	41.400	14.34	14.38	-	-	17.37	22.34	-4.97

Table 474 - FCC Maximum Conducted (average) Output Power Results

Test Frequency (MHz)	Minimum 99% OBW (MHz)	Maximum Conducted Output Power (dBm)					Limit (dBm)	Margin (dB)	Gain (dBi)	EIRP (dBm)	EIRP Limit (dBm)	EIRP Margin (dB)
		A	B	C	D	Σ						
5270	36.100	17.00	16.94	-	-	19.98	24.00	-4.02	7.66	27.64	30.00	-2.36
5310	36.360	14.34	14.38	-	-	17.37	24.00	-6.63	7.66	25.03	30.00	-4.97

Table 475 - ISED Maximum Conducted (average) Output Power Results



Test Configuration			
Frequency Range:	5.250-5.350 GHz	Band:	U-NII-2A
Limit Clause(s):	15.407 (a)(2) RSS-247 6.2.2.1	Test Method(s):	C63.10 12.4.3.2
Additional Reference(s):	662911 D01 v02r01 F)2)d)(i), 662911 D01 v02r01 E)1)		

DUT Configuration			
Mode:	802.11ac VHT80	Duty Cycle (%):	88.9
Modulation Coding Scheme:	MCS2x1	DCCF (dB):	-
Antenna Configuration:	TxBF	Peak Antenna Gain (dBi):	7.66
Active Port(s):	A+B (Core 0 + Core 1)	Active Chain(s):	0+1

Test Frequency (MHz)	Minimum 26 dB Bandwidth (MHz)	Maximum Conducted Output Power (dBm)					Limit (dBm)	Margin (dB)
		A	B	C	D	Σ		
5290	82.280	13.71	13.20	-	-	16.47	22.34	-5.87

Table 476 - FCC Maximum Conducted (average) Output Power Results

Test Frequency (MHz)	Minimum 99% OBW (MHz)	Maximum Conducted Output Power (dBm)					Limit (dBm)	Margin (dB)	Gain (dBi)	EIRP (dBm)	EIRP Limit (dBm)	EIRP Margin (dB)
		A	B	C	D	Σ						
5290	75.240	13.71	13.20	-	-	16.47	24.00	-7.53	7.66	24.13	30.00	-5.87

Table 477 - ISED Maximum Conducted (average) Output Power Results



Test Configuration			
Frequency Range:	5.470-5.725 GHz	Band:	U-NII-2C
Limit Clause(s):	15.407 (a)(2) RSS-247 6.2.3.1	Test Method(s):	C63.10 12.4.2.4 C63.10 12.4.3.2
Additional Reference(s):	662911 D01 v02r01 F)2)d)(i), 662911 D01 v02r01 E)1)		
Note(s):	Straddle channel power was measured using the appropriate SA test method. DCCF was added to the spectrum analyser reference level offset.		

DUT Configuration			
Mode:	802.11ac VHT20	Duty Cycle (%):	89.2
Modulation Coding Scheme:	MCS2x1	DCCF (dB):	0.50
Antenna Configuration:	TxBF	Peak Antenna Gain (dBi):	6.61
Active Port(s):	A+B (Core 0 + Core 1)	Active Chain(s):	0+1

Test Frequency (MHz)	Minimum 26 dB Bandwidth (MHz)	Maximum Conducted Output Power (dBm)					Limit (dBm)	Margin (dB)
		A	B	C	D	Σ		
5500	22.080	15.55	15.40	-	-	18.49	23.39	-4.90
5580	21.060	15.82	15.57	-	-	18.71	23.39	-4.68
5700	21.960	15.16	14.97	-	-	18.08	23.39	-5.31
5720	15.320	14.72	14.73	-	-	17.73	22.24	-4.51

Table 478 - FCC Maximum Conducted (average) Output Power Results

Test Frequency (MHz)	Minimum 99% OBW (MHz)	Maximum Conducted Output Power (dBm)					Limit (dBm)	Margin (dB)	Gain (dBi)	EIRP (dBm)	EIRP Limit (dBm)	EIRP Margin (dB)
		A	B	C	D	Σ						
5500	17.880	15.55	15.40	-	-	18.49	23.52	-5.04	6.61	25.10	29.52	-4.43
5580	17.640	15.82	15.57	-	-	18.71	23.46	-4.76	6.61	25.32	29.46	-4.15
5700	17.820	15.16	14.97	-	-	18.08	23.51	-5.43	6.61	24.69	29.51	-4.82
5720	13.700	14.72	14.73	-	-	17.73	22.37	-4.63	6.61	24.34	28.37	-4.02

Table 479 - ISED Maximum Conducted (average) Output Power Results



Test Configuration			
Frequency Range:	5.470-5.725 GHz	Band:	U-NII-2C
Limit Clause(s):	15.407 (a)(2) RSS-247 6.2.3.1	Test Method(s):	C63.10 12.4.2.4 C63.10 12.4.3.2
Additional Reference(s):	662911 D01 v02r01 F)2)d)(i), 662911 D01 v02r01 E)1)		
Note(s):	Straddle channel power was measured using the appropriate SA test method. DCCF was added to the spectrum analyser reference level offset.		

DUT Configuration			
Mode:	802.11ac VHT40	Duty Cycle (%):	89.6
Modulation Coding Scheme:	MCS2x1	DCCF (dB):	0.48
Antenna Configuration:	TxBF	Peak Antenna Gain (dBi):	6.61
Active Port(s):	A+B (Core 0 + Core 1)	Active Chain(s):	0+1

Test Frequency (MHz)	Minimum 26 dB Bandwidth (MHz)	Maximum Conducted Output Power (dBm)					Limit (dBm)	Margin (dB)
		A	B	C	D	Σ		
5510	42.240	14.35	14.08	-	-	17.23	23.39	-6.16
5550	41.040	18.18	18.13	-	-	21.17	23.39	-2.22
5670	48.720	16.78	16.75	-	-	19.78	23.39	-3.61
5710	35.640	18.13	17.99	-	-	21.07	23.39	-2.32

Table 480 - FCC Maximum Conducted (average) Output Power Results

Test Frequency (MHz)	Minimum 99% OBW (MHz)	Maximum Conducted Output Power (dBm)					Limit (dBm)	Margin (dB)	Gain (dBi)	EIRP (dBm)	EIRP Limit (dBm)	EIRP Margin (dB)
		A	B	C	D	Σ						
5510	36.600	14.35	14.08	-	-	17.23	24.00	-6.77	6.61	23.84	30.00	-6.16
5550	36.360	18.18	18.13	-	-	21.17	24.00	-2.83	6.61	27.78	30.00	-2.22
5670	36.600	16.78	16.75	-	-	19.78	24.00	-4.22	6.61	26.39	30.00	-3.61
5710	32.880	18.13	17.99	-	-	21.07	24.00	-2.93	6.61	27.68	30.00	-2.32

Table 481 - ISED Maximum Conducted (average) Output Power Results



Test Configuration			
Frequency Range:	5.470-5.725 GHz	Band:	U-NII-2C
Limit Clause(s):	15.407 (a)(2) RSS-247 6.2.3.1	Test Method(s):	C63.10 12.4.2.4 C63.10 12.4.3.2
Additional Reference(s):	662911 D01 v02r01 F)2)d)(i), 662911 D01 v02r01 E)1)		
Note(s):	Straddle channel power was measured using the appropriate SA test method. DCCF was added to the spectrum analyser reference level offset.		

DUT Configuration			
Mode:	802.11ac VHT80	Duty Cycle (%):	88.9
Modulation Coding Scheme:	MCS2x1	DCCF (dB):	0.51
Antenna Configuration:	TxBF	Peak Antenna Gain (dBi):	6.61
Active Port(s):	A+B (Core 0 + Core 1)	Active Chain(s):	0+1

Test Frequency (MHz)	Minimum 26 dB Bandwidth (MHz)	Maximum Conducted Output Power (dBm)					Limit (dBm)	Margin (dB)
		A	B	C	D	Σ		
5530	81.620	13.08	12.38	-	-	15.76	23.39	-7.63
5610	83.820	18.70	18.14	-	-	21.44	23.39	-1.95
5690	75.700	18.90	18.73	-	-	21.83	23.39	-1.56

Table 482 - FCC Maximum Conducted (average) Output Power Results

Test Frequency (MHz)	Minimum 99% OBW (MHz)	Maximum Conducted Output Power (dBm)					Limit (dBm)	Margin (dB)	Gain (dBi)	EIRP (dBm)	EIRP Limit (dBm)	EIRP Margin (dB)
		A	B	C	D	Σ						
5530	75.460	13.08	12.38	-	-	15.76	24.00	-8.24	6.61	22.37	30.00	-7.63
5690	72.180	18.90	18.73	-	-	21.83	24.00	-2.17	6.61	28.44	30.00	-1.56

Table 483 - ISED Maximum Conducted (average) Output Power Results



Test Configuration			
Frequency Range:	5.725-5.850 GHz	Band:	U-NII-3
Limit Clause(s):	15.407 (a)(3) RSS-247 6.2.4.1	Test Method(s):	C63.10 12.4.2.4 C63.10 12.4.3.2
Additional Reference(s):	662911 D01 v02r01 F)2)d)(i), 662911 D01 v02r01 E)1)		
Note(s):	Straddle channel power was measured using the appropriate SA test method. DCCF was added to the spectrum analyser reference level offset.		

DUT Configuration			
Mode:	802.11ac VHT20	Duty Cycle (%):	90.9
Modulation Coding Scheme:	MCS2x1	DCCF (dB):	0.41
Antenna Configuration:	TxBF	Peak Antenna Gain (dBi):	6.21
Active Port(s):	A+B (Core 0 + Core 1)	Active Chain(s):	0+1

Test Frequency (MHz)	Maximum Conducted Output Power (dBm)					Limit (dBm)	Margin (dB)
	A	B	C	D	Σ		
5720	7.70	7.88	-	-	10.80	29.39	-18.59
5745	21.04	21.25	-	-	24.16	29.79	-5.63
5785	21.31	21.00	-	-	24.17	29.79	-5.62
5825	21.05	21.01	-	-	24.04	29.79	-5.75

Table 484 - Maximum Conducted (average) Output Power Results



Test Configuration			
Frequency Range:	5.725-5.850 GHz	Band:	U-NII-3
Limit Clause(s):	15.407 (a)(3) RSS-247 6.2.4.1	Test Method(s):	C63.10 12.4.2.4 C63.10 12.4.3.2
Additional Reference(s):	662911 D01 v02r01 F)2)d)(i), 662911 D01 v02r01 E)1)		
Note(s):	Straddle channel power was measured using the appropriate SA test method. DCCF was added to the spectrum analyser reference level offset.		

DUT Configuration			
Mode:	802.11ac VHT40	Duty Cycle (%):	88.9
Modulation Coding Scheme:	MCS2x1	DCCF (dB):	0.51
Antenna Configuration:	TxBF	Peak Antenna Gain (dBi):	6.21
Active Port(s):	A+B (Core 0 + Core 1)	Active Chain(s):	0+1

Test Frequency (MHz)	Maximum Conducted Output Power (dBm)					Limit (dBm)	Margin (dB)
	A	B	C	D	Σ		
5710	5.58	6.41	-	-	9.02	29.39	-20.37
5755	21.35	21.22	-	-	24.30	29.79	-5.49
5795	21.16	20.73	-	-	23.96	29.79	-5.83

Table 485 - Maximum Conducted (average) Output Power Results



Test Configuration			
Frequency Range:	5.725-5.850 GHz	Band:	U-NII-3
Limit Clause(s):	15.407 (a)(3) RSS-247 6.2.4.1	Test Method(s):	C63.10 12.4.2.4 C63.10 12.4.3.2
Additional Reference(s):	662911 D01 v02r01 F)2)d)(i), 662911 D01 v02r01 E)1)		
Note(s):	Straddle channel power was measured using the appropriate SA test method. DCCF was added to the spectrum analyser reference level offset.		

DUT Configuration			
Mode:	802.11ac VHT80	Duty Cycle (%):	88.9
Modulation Coding Scheme:	MCS2x1	DCCF (dB):	0.51
Antenna Configuration:	TxBF	Peak Antenna Gain (dBi):	6.21
Active Port(s):	A+B (Core 0 + Core 1)	Active Chain(s):	0+1

Test Frequency (MHz)	Maximum Conducted Output Power (dBm)					Limit (dBm)	Margin (dB)
	A	B	C	D	Σ		
5690	3.33	3.42	-	-	6.39	29.39	-23.00
5775	18.84	18.57	-	-	21.72	29.79	-8.07

Table 486 - Maximum Conducted (average) Output Power Results



FCC 47 CFR Part 15E, Limit Clause 15.407(a)

Condition of Operation	Frequency Range (MHz)			
	5150-5250	5250-5350	5470-5725	5725-5850
Max Conducted TX Power	30 dBm (1W) for master device 24 dBm (250 mW) for client device	24 dBm (250 mW) or 11 dBm + 10 Log B, whichever is lower (B = 26 dB emission BW)		30 dBm (1 W)
Max EIRP	4W (36 dBm) with 6 dBi antenna 200 W (53 dBm) for fixed P-t-P application with 23 dBi antenna Additional rule for outdoor operation: Max EIRP < 125 mW (21 dBm) at any elevation angle > 30° from horizon.	1 W (30 dBm) with 6 dBi antenna		4 W (36 dBm) with 6 dBi antenna. No EIRP limit for fixed P-t-P application (i.e., no antenna gain limit)

Table 487

ISED RSS-247, Limit Clause 6.2.1.1, 6.2.2.1, 6.2.3.1, 6.2.4.1 and 6.2.5.2

Device	Frequency Range (MHz)				
	5150-5250	5250-5350	5470-5725	5725-5850	5850-5895
OEM installed in vehicles	30 mW or 1.76 + 10 log ₁₀ B, dBm (EIRP); whichever is less	30 mW or 1.76 + 10 log ₁₀ B, dBm (EIRP); whichever is less	-	-	-
Other	200 mW or 10 + 10log ₁₀ B dBm (EIRP); whichever is less	250 mW or 11 + 10 log ₁₀ B); whichever is less 1.0 W or 17 + 10log ₁₀ B dBm EIRP; whichever is less	250 mW or 11 + 10 log ₁₀ B); whichever is less 1.0 W or 17 + 10log ₁₀ B dBm EIRP; whichever is less	1W 4W EIRP	Fixed Outdoor Access Point: 4 W EIRP Fixed Outdoor Client: 1 W EIRP Indoor Access Point: 4 W EIRP Indoor subordinate: 4 W EIRP Indoor Client: 1 W EIRP

Table 488



2.3.7 Test Location and Test Equipment Used

This test was carried out in RF Chamber 18.

Instrument	Manufacturer	Type No.	TE No.	Calibration Period (months)	Calibration Expiry Date
Hygrometer	Rotronic	I-1000	3068	12	07-Nov-2024
1800-6000 MHz Power Splitter	Mini-Circuits	ZN2PD-63-S+	4055	-	O/P Mon
AC Programmable Power Supply	iTech	IT7324	5225	-	O/P Mon
Attenuator 5W 30dB DC-18GHz	Aaren	AT40A-4041-D18-30	5505	24	22-Feb-2025
MXA Signal Analyser	Keysight Technologies	N9020B	5529	24	13-Dec-2024
USB Power Sensor	Boonton	RTP5008	5820	12	07-Feb-2025
USB Power Sensor	Boonton	RTP5008	5821	12	07-Feb-2025
Digital Multimeter	Fluke	115	6145	12	06-Jun-2025
Cable (SMA to SMA 3m)	Junkosha	MWX221-03000AMSAMS/A	6317	12	23-May-2025
Signal Conditioning Unit	TUV SUD	SPECTRUM_SCU001	6426	12	07-Feb-2025
Directional Coupler 2-8GHz	RF-Lambda	RFDC2G8G10	6447	-	O/P Mon
Directional Coupler 2-8GHz	RF-Lambda	RFDC2G8G10	6448	-	O/P Mon
WiFi 6E Tri-Band Gaming Router	Asus	GT-AXE110000	6694	-	TU
SCU Cable Assembly	TUV SUD	SPECTRUM_SCU_CA	6752	12	06-Feb-2025
SCU Cable Assembly	TUV SUD	SPECTRUM_SCU_CA	6753	12	06-Feb-2025

Table 489

TU - Traceability Unscheduled
 O/P Mon - Output Monitored using calibrated equipment



2.4 Maximum Conducted Power Spectral Density

2.4.1 Specification Reference

FCC 47 CFR Part 15E, Clause 15.407 (a)
ISED RSS-247, Clause 6.2

2.4.2 Equipment Under Test and Modification State

A3239, S/N: DLX7VG477R - Modification State 0
A3239, S/N: D21W5XX7VQ - Modification State 0

2.4.3 Date of Test

17-September-2024 to 02-October-2024

2.4.4 Test Method

The test was performed in accordance with ANSI C63.10 2020 clause 12.6.

Where the EUT duty cycle was $< 98\%$ and repeatable within 2% , the spectrum analyser was set to trace (power) averaging and a duty cycle correction was added as calculated in the result tables below (Method SA-2). Where the duty cycle was $\geq 98\%$ the spectrum analyser was set to trace (power) averaging and no duty cycle correction made (Method SA-1). In all other cases the spectrum analyser trace was set to max hold (Method SA-3).

Results for the U-NII-3 band were measured in a narrower bandwidth and integrated over 500 kHz using the spectrum analysers channel power integration function.

The output power was verified as being the same from each transmit core (within negligible tolerances), but the antenna gains were not identical. Therefore, the modes reported for SISO operation are those giving the highest EIRP and/or lowest conducted limit based on the antenna with highest gain.

MIMO output port summing was performed in accordance with KDB 662911 D01:

For the CDD results the Directional Gain was calculated in accordance with the equation given in clause F)2)f)(ii) summed for a single spatial stream.

For SDM modes Directional Gain was calculated in accordance with clause F)2)d)(ii).

For transmit beamforming (TxBF) mode it was calculated in accordance with clause F)2)d)(i).

2.4.5 Environmental Conditions

Ambient Temperature	21.2 - 22.9 °C
Relative Humidity	53.2 - 59.8 %



2.4.6 Test Results

5 GHz WLAN

SISO

Test Configuration			
Frequency Range:	5.150-5.250 GHz	Band:	U-NII-1
Limit Clause(s):	15.407 (a)(1)(iv)	Test Method(s):	C63.10 12.4.2.4 C63.10 12.6
Additional Reference(s):	-		
Note(s):	DCCF was added to the spectrum analyser reference level offset.		

DUT Configuration			
Mode:	802.11a	Duty Cycle (%):	97.9
Data Rate:	12 Mbps	DCCF (dB):	0.09
Antenna Configuration:	SISO	Peak Antenna Gain (dBi):	4.00
Active Port(s):	A (Core 0)	Active Chain(s):	0

Test Frequency (MHz)	PSD (dBm / MHz)					Limit (dBm)	Margin (dB)
	A	B	C	D	Σ		
5180	8.37	-	-	-	8.37	11.00	-2.63
5220	9.33	-	-	-	9.33	11.00	-1.67
5240	9.07	-	-	-	9.07	11.00	-1.93

Table 490 - FCC Maximum Power Spectral Density Results



Test Configuration			
Frequency Range:	5.150-5.250 GHz	Band:	U-NII-1
Limit Clause(s):	15.407 (a)(1)(iv)	Test Method(s):	C63.10 12.4.2.4 C63.10 12.6
Additional Reference(s):	-		
Note(s):	DCCF was added to the spectrum analyser reference level offset.		

DUT Configuration			
Mode:	802.11n HT20	Duty Cycle (%):	97.0
Modulation Coding Scheme:	MCS2	DCCF (dB):	0.13
Antenna Configuration:	SISO	Peak Antenna Gain (dBi):	4.00
Active Port(s):	A (Core 0)	Active Chain(s):	0

Test Frequency (MHz)	PSD (dBm / MHz)					Limit (dBm)	Margin (dB)
	A	B	C	D	Σ		
5180	8.30	-	-	-	8.30	11.00	-2.70
5220	9.18	-	-	-	9.18	11.00	-1.82
5240	9.08	-	-	-	9.08	11.00	-1.92

Table 491 - FCC Maximum Power Spectral Density Results

Test Configuration			
Frequency Range:	5.150-5.250 GHz	Band:	U-NII-1
Limit Clause(s):	15.407 (a)(1)(iv)	Test Method(s):	C63.10 12.4.2.4 C63.10 12.6
Additional Reference(s):	-		
Note(s):	DCCF was added to the spectrum analyser reference level offset.		

DUT Configuration			
Mode:	802.11n HT40	Duty Cycle (%):	94.3
Modulation Coding Scheme:	MCS2	DCCF (dB):	0.26
Antenna Configuration:	SISO	Peak Antenna Gain (dBi):	4.00
Active Port(s):	A (Core 0)	Active Chain(s):	0

Test Frequency (MHz)	PSD (dBm / MHz)					Limit (dBm)	Margin (dB)
	A	B	C	D	Σ		
5190	4.10	-	-	-	4.10	11.00	-6.90
5230	8.22	-	-	-	8.22	11.00	-2.78

Table 492 - FCC Maximum Power Spectral Density Results



Test Configuration			
Frequency Range:	5.150-5.250 GHz	Band:	U-NII-1
Limit Clause(s):	15.407 (a)(1)(iv)	Test Method(s):	C63.10 12.4.2.4 C63.10 12.6
Additional Reference(s):	-		
Note(s):	DCCF was added to the spectrum analyser reference level offset.		

DUT Configuration			
Mode:	802.11ac VHT80	Duty Cycle (%):	90.2
Modulation Coding Scheme:	MCS2x1	DCCF (dB):	0.45
Antenna Configuration:	SISO	Peak Antenna Gain (dBi):	4.00
Active Port(s):	A (Core 0)	Active Chain(s):	0

Test Frequency (MHz)	PSD (dBm / MHz)					Limit (dBm)	Margin (dB)
	A	B	C	D	Σ		
5210	-0.12	-	-	-	-0.12	11.00	-11.12

Table 493 - FCC Maximum Power Spectral Density Results

Test Configuration			
Frequency Range:	5.150-5.250 GHz	Band:	U-NII-1
Limit Clause(s):	15.407 (a)(1)(iv)	Test Method(s):	C63.10 12.4.2.4 C63.10 12.6
Additional Reference(s):	-		
Note(s):	DCCF was added to the spectrum analyser reference level offset.		

DUT Configuration			
Mode:	802.11ac VHT160	Duty Cycle (%):	85.8
Modulation Coding Scheme:	MCS2x1	DCCF (dB):	0.67
Antenna Configuration:	SISO	Peak Antenna Gain (dBi):	4.00
Active Port(s):	A (Core 0)	Active Chain(s):	0

Test Frequency (MHz)	PSD (dBm / MHz)					Limit (dBm)	Margin (dB)
	A	B	C	D	Σ		
5250	-7.79	-	-	-	-7.79	11.00	-18.79

Table 494 - FCC Maximum Power Spectral Density Results



Test Configuration			
Frequency Range:	5.150-5.250 GHz	Band:	U-NII-1
Limit Clause(s):	15.407 (a)(1)(iv)	Test Method(s):	C63.10 12.4.2.4 C63.10 12.6
Additional Reference(s):	-		
Note(s):	DCCF was added to the spectrum analyser reference level offset.		

DUT Configuration			
Mode:	802.11ax HE20 SU	Duty Cycle (%):	96.4
Modulation Coding Scheme:	MCS2x1	DCCF (dB):	0.16
Antenna Configuration:	SISO	Peak Antenna Gain (dBi):	4.00
Active Port(s):	A (Core 0)	Active Chain(s):	0

Test Frequency (MHz)	PSD (dBm / MHz)					Limit (dBm)	Margin (dB)
	A	B	C	D	Σ		
5180	7.87	-	-	-	7.87	11.00	-3.13
5220	8.90	-	-	-	8.90	11.00	-2.10
5240	8.66	-	-	-	8.66	11.00	-2.34

Table 495 - FCC Maximum Power Spectral Density Results

Test Configuration			
Frequency Range:	5.150-5.250 GHz	Band:	U-NII-1
Limit Clause(s):	15.407 (a)(1)(iv)	Test Method(s):	C63.10 12.4.2.4 C63.10 12.6
Additional Reference(s):	-		
Note(s):	DCCF was added to the spectrum analyser reference level offset.		

DUT Configuration			
Mode:	802.11ax HE40 SU	Duty Cycle (%):	96.3
Modulation Coding Scheme:	MCS2x1	DCCF (dB):	0.16
Antenna Configuration:	SISO	Peak Antenna Gain (dBi):	4.00
Active Port(s):	A (Core 0)	Active Chain(s):	0

Test Frequency (MHz)	PSD (dBm / MHz)					Limit (dBm)	Margin (dB)
	A	B	C	D	Σ		
5190	2.68	-	-	-	2.68	11.00	-8.32
5230	7.45	-	-	-	7.45	11.00	-3.55

Table 496 - FCC Maximum Power Spectral Density Results



Test Configuration			
Frequency Range:	5.150-5.250 GHz	Band:	U-NII-1
Limit Clause(s):	15.407 (a)(1)(iv)	Test Method(s):	C63.10 12.4.2.4 C63.10 12.6
Additional Reference(s):	-		
Note(s):	DCCF was added to the spectrum analyser reference level offset.		

DUT Configuration			
Mode:	802.11ax HE80 SU	Duty Cycle (%):	96.1
Modulation Coding Scheme:	MCS2x1	DCCF (dB):	0.17
Antenna Configuration:	SISO	Peak Antenna Gain (dBi):	4.00
Active Port(s):	A (Core 0)	Active Chain(s):	0

Test Frequency (MHz)	PSD (dBm / MHz)					Limit (dBm)	Margin (dB)
	A	B	C	D	Σ		
5210	-0.69	-	-	-	-0.69	11.00	-11.69

Table 497 - FCC Maximum Power Spectral Density Results

Test Configuration			
Frequency Range:	5.150-5.250 GHz	Band:	U-NII-1
Limit Clause(s):	15.407 (a)(1)(iv)	Test Method(s):	C63.10 12.4.2.4 C63.10 12.6
Additional Reference(s):	-		
Note(s):	DCCF was added to the spectrum analyser reference level offset.		

DUT Configuration			
Mode:	802.11ax HE160 SU	Duty Cycle (%):	93.4
Modulation Coding Scheme:	MCS2x1	DCCF (dB):	0.30
Antenna Configuration:	SISO	Peak Antenna Gain (dBi):	4.00
Active Port(s):	A (Core 0)	Active Chain(s):	0

Test Frequency (MHz)	PSD (dBm / MHz)					Limit (dBm)	Margin (dB)
	A	B	C	D	Σ		
5250	-7.39	-	-	-	-7.39	11.00	-18.39

Table 498 - FCC Maximum Power Spectral Density Results



Test Configuration			
Frequency Range:	5.150-5.250 GHz	Band:	U-NII-1
Limit Clause(s):	RSS-247 6.2.1.1	Test Method(s):	C63.10 12.4.2.4 C63.10 12.6
Additional Reference(s):	-		
Note(s):	DCCF was added to the spectrum analyser reference level offset.		

DUT Configuration			
Mode:	802.11a	Duty Cycle (%):	97.9
Data Rate:	12 Mbps	DCCF (dB):	0.09
Antenna Configuration:	SISO	Peak Antenna Gain (dBi):	4.00
Active Port(s):	A (Core 0)	Active Chain(s):	0

Test Frequency (MHz)	PSD (dBm / MHz)					Gain (dBi)	EIRP (dBm)	EIRP Limit (dBm)	EIRP Margin (dB)
	A	B	C	D	Σ				
5180	4.20	-	-	-	4.20	4.00	8.20	10.00	-1.80
5220	4.38	-	-	-	4.38	4.00	8.38	10.00	-1.62
5240	4.27	-	-	-	4.27	4.00	8.27	10.00	-1.73

Table 499 - ISED Maximum Power Spectral Density Results

Test Configuration			
Frequency Range:	5.150-5.250 GHz	Band:	U-NII-1
Limit Clause(s):	RSS-247 6.2.1.1	Test Method(s):	C63.10 12.4.2.4 C63.10 12.6
Additional Reference(s):	-		
Note(s):	DCCF was added to the spectrum analyser reference level offset.		

DUT Configuration			
Mode:	802.11n HT20	Duty Cycle (%):	96.6
Modulation Coding Scheme:	MCS2	DCCF (dB):	0.15
Antenna Configuration:	SISO	Peak Antenna Gain (dBi):	4.00
Active Port(s):	A (Core 0)	Active Chain(s):	0

Test Frequency (MHz)	PSD (dBm / MHz)					Gain (dBi)	EIRP (dBm)	EIRP Limit (dBm)	EIRP Margin (dB)
	A	B	C	D	Σ				
5180	3.79	-	-	-	3.79	4.00	7.79	10.00	-2.21
5220	4.04	-	-	-	4.04	4.00	8.04	10.00	-1.96
5240	3.99	-	-	-	3.99	4.00	7.99	10.00	-2.01

Table 500 - ISED Maximum Power Spectral Density Results



Test Configuration			
Frequency Range:	5.150-5.250 GHz	Band:	U-NII-1
Limit Clause(s):	RSS-247 6.2.1.1	Test Method(s):	C63.10 12.4.2.4 C63.10 12.6
Additional Reference(s):	-		
Note(s):	DCCF was added to the spectrum analyser reference level offset.		

DUT Configuration			
Mode:	802.11n HT40	Duty Cycle (%):	94.7
Modulation Coding Scheme:	MCS2	DCCF (dB):	0.23
Antenna Configuration:	SISO	Peak Antenna Gain (dBi):	4.00
Active Port(s):	A (Core 0)	Active Chain(s):	0

Test Frequency (MHz)	PSD (dBm / MHz)					Gain (dBi)	EIRP (dBm)	EIRP Limit (dBm)	EIRP Margin (dB)
	A	B	C	D	Σ				
5190	3.46	-	-	-	3.46	4.00	7.46	10.00	-2.54
5230	3.52	-	-	-	3.52	4.00	7.52	10.00	-2.48

Table 501 - ISED Maximum Power Spectral Density Results

Test Configuration			
Frequency Range:	5.150-5.250 GHz	Band:	U-NII-1
Limit Clause(s):	RSS-247 6.2.1.1	Test Method(s):	C63.10 12.4.2.4 C63.10 12.6
Additional Reference(s):	-		
Note(s):	DCCF was added to the spectrum analyser reference level offset.		

DUT Configuration			
Mode:	802.11ac VHT80	Duty Cycle (%):	90.8
Modulation Coding Scheme:	MCS2x1	DCCF (dB):	0.42
Antenna Configuration:	SISO	Peak Antenna Gain (dBi):	4.00
Active Port(s):	A (Core 0)	Active Chain(s):	0

Test Frequency (MHz)	PSD (dBm / MHz)					Gain (dBi)	EIRP (dBm)	EIRP Limit (dBm)	EIRP Margin (dB)
	A	B	C	D	Σ				
5210	-0.06	-	-	-	-0.06	4.00	3.94	10.00	-6.06

Table 502 - ISED Maximum Power Spectral Density Results



Test Configuration			
Frequency Range:	5.150-5.250 GHz	Band:	U-NII-1
Limit Clause(s):	RSS-247 6.2.1.1	Test Method(s):	C63.10 12.4.2.4 C63.10 12.6
Additional Reference(s):	-		
Note(s):	DCCF was added to the spectrum analyser reference level offset.		

DUT Configuration			
Mode:	802.11ac VHT160	Duty Cycle (%):	85.8
Modulation Coding Scheme:	MCS2x1	DCCF (dB):	0.67
Antenna Configuration:	SISO	Peak Antenna Gain (dBi):	4.00
Active Port(s):	A (Core 0)	Active Chain(s):	0

Test Frequency (MHz)	PSD (dBm / MHz)					Gain (dBi)	EIRP (dBm)	EIRP Limit (dBm)	EIRP Margin (dB)
	A	B	C	D	Σ				
5250	-7.79	-	-	-	-7.79	4.00	-3.79	10.00	-13.79

Table 503 - ISED Maximum Power Spectral Density Results

Test Configuration			
Frequency Range:	5.150-5.250 GHz	Band:	U-NII-1
Limit Clause(s):	RSS-247 6.2.1.1	Test Method(s):	C63.10 12.4.2.4 C63.10 12.6
Additional Reference(s):	-		
Note(s):	DCCF was added to the spectrum analyser reference level offset.		

DUT Configuration			
Mode:	802.11ax HE20 SU	Duty Cycle (%):	96.4
Modulation Coding Scheme:	MCS2x1	DCCF (dB):	0.16
Antenna Configuration:	SISO	Peak Antenna Gain (dBi):	4.00
Active Port(s):	A (Core 0)	Active Chain(s):	0

Test Frequency (MHz)	PSD (dBm / MHz)					Gain (dBi)	EIRP (dBm)	EIRP Limit (dBm)	EIRP Margin (dB)
	A	B	C	D	Σ				
5180	3.83	-	-	-	3.83	4.00	7.83	10.00	-2.17
5220	3.55	-	-	-	3.55	4.00	7.55	10.00	-2.45
5240	3.85	-	-	-	3.85	4.00	7.85	10.00	-2.15

Table 504 - ISED Maximum Power Spectral Density Results



Test Configuration			
Frequency Range:	5.150-5.250 GHz	Band:	U-NII-1
Limit Clause(s):	RSS-247 6.2.1.1	Test Method(s):	C63.10 12.4.2.4 C63.10 12.6
Additional Reference(s):	-		
Note(s):	DCCF was added to the spectrum analyser reference level offset.		

DUT Configuration			
Mode:	802.11ax HE40 SU	Duty Cycle (%):	96.3
Modulation Coding Scheme:	MCS2x1	DCCF (dB):	0.16
Antenna Configuration:	SISO	Peak Antenna Gain (dBi):	4.00
Active Port(s):	A (Core 0)	Active Chain(s):	0

Test Frequency (MHz)	PSD (dBm / MHz)					Gain (dBi)	EIRP (dBm)	EIRP Limit (dBm)	EIRP Margin (dB)
	A	B	C	D	Σ				
5190	2.83	-	-	-	2.83	4.00	6.83	10.00	-3.17
5230	3.61	-	-	-	3.61	4.00	7.61	10.00	-2.39

Table 505 - ISED Maximum Power Spectral Density Results

Test Configuration			
Frequency Range:	5.150-5.250 GHz	Band:	U-NII-1
Limit Clause(s):	RSS-247 6.2.1.1	Test Method(s):	C63.10 12.4.2.4 C63.10 12.6
Additional Reference(s):	-		
Note(s):	DCCF was added to the spectrum analyser reference level offset.		

DUT Configuration			
Mode:	802.11ax HE80 SU	Duty Cycle (%):	96.1
Modulation Coding Scheme:	MCS2x1	DCCF (dB):	0.17
Antenna Configuration:	SISO	Peak Antenna Gain (dBi):	4.00
Active Port(s):	A (Core 0)	Active Chain(s):	0

Test Frequency (MHz)	PSD (dBm / MHz)					Gain (dBi)	EIRP (dBm)	EIRP Limit (dBm)	EIRP Margin (dB)
	A	B	C	D	Σ				
5210	-0.56	-	-	-	-0.56	4.00	3.44	10.00	-6.56

Table 506 - ISED Maximum Power Spectral Density Results



Test Configuration			
Frequency Range:	5.150-5.250 GHz	Band:	U-NII-1
Limit Clause(s):	RSS-247 6.2.1.1	Test Method(s):	C63.10 12.4.2.4 C63.10 12.6
Additional Reference(s):	-		
Note(s):	DCCF was added to the spectrum analyser reference level offset.		

DUT Configuration			
Mode:	802.11ax HE160 SU	Duty Cycle (%):	93.4
Modulation Coding Scheme:	MCS2x1	DCCF (dB):	0.30
Antenna Configuration:	SISO	Peak Antenna Gain (dBi):	4.00
Active Port(s):	A (Core 0)	Active Chain(s):	0

Test Frequency (MHz)	PSD (dBm / MHz)					Gain (dBi)	EIRP (dBm)	EIRP Limit (dBm)	EIRP Margin (dB)
	A	B	C	D	Σ				
5250	-7.39	-	-	-	-7.39	4.00	-3.39	10.00	-13.39

Table 507 - ISED Maximum Power Spectral Density Results

Test Configuration			
Frequency Range:	5.250-5.350 GHz	Band:	U-NII-2A
Limit Clause(s):	15.407 (a)(2) RSS-247 6.2.2.1	Test Method(s):	C63.10 12.4.2.4 C63.10 12.6
Additional Reference(s):	-		
Note(s):	DCCF was added to the spectrum analyser reference level offset.		

DUT Configuration			
Mode:	802.11a	Duty Cycle (%):	97.2
Data Rate:	12 Mbps	DCCF (dB):	0.12
Antenna Configuration:	SISO	Peak Antenna Gain (dBi):	4.70
Active Port(s):	A (Core 0)	Active Chain(s):	0

Test Frequency (MHz)	PSD (dBm / MHz)					Limit (dBm)	Margin (dB)
	A	B	C	D	Σ		
5260	9.17	-	-	-	9.17	11.00	-1.83
5300	9.30	-	-	-	9.30	11.00	-1.70
5320	8.74	-	-	-	8.74	11.00	-2.26

Table 508 - Maximum Power Spectral Density Results



Test Configuration			
Frequency Range:	5.250-5.350 GHz	Band:	U-NII-2A
Limit Clause(s):	15.407 (a)(2) RSS-247 6.2.2.1	Test Method(s):	C63.10 12.4.2.4 C63.10 12.6
Additional Reference(s):	-		
Note(s):	DCCF was added to the spectrum analyser reference level offset.		

DUT Configuration			
Mode:	802.11n HT20	Duty Cycle (%):	96.5
Modulation Coding Scheme:	MCS2	DCCF (dB):	0.15
Antenna Configuration:	SISO	Peak Antenna Gain (dBi):	4.70
Active Port(s):	A (Core 0)	Active Chain(s):	0

Test Frequency (MHz)	PSD (dBm / MHz)					Limit (dBm)	Margin (dB)
	A	B	C	D	Σ		
5260	9.20	-	-	-	9.20	11.00	-1.80
5300	8.86	-	-	-	8.86	11.00	-2.14
5320	8.46	-	-	-	8.46	11.00	-2.54

Table 509 - Maximum Power Spectral Density Results

Test Configuration			
Frequency Range:	5.250-5.350 GHz	Band:	U-NII-2A
Limit Clause(s):	15.407 (a)(2) RSS-247 6.2.2.1	Test Method(s):	C63.10 12.4.2.4 C63.10 12.6
Additional Reference(s):	-		
Note(s):	DCCF was added to the spectrum analyser reference level offset.		

DUT Configuration			
Mode:	802.11n HT40	Duty Cycle (%):	93.8
Modulation Coding Scheme:	MCS2	DCCF (dB):	0.28
Antenna Configuration:	SISO	Peak Antenna Gain (dBi):	4.70
Active Port(s):	A (Core 0)	Active Chain(s):	0

Test Frequency (MHz)	PSD (dBm / MHz)					Limit (dBm)	Margin (dB)
	A	B	C	D	Σ		
5270	7.94	-	-	-	7.94	11.00	-3.06
5310	2.33	-	-	-	2.33	11.00	-8.67

Table 510 - Maximum Power Spectral Density Results



Test Configuration			
Frequency Range:	5.250-5.350 GHz	Band:	U-NII-2A
Limit Clause(s):	15.407 (a)(2) RSS-247 6.2.2.1	Test Method(s):	C63.10 12.4.2.4 C63.10 12.6
Additional Reference(s):	-		
Note(s):	DCCF was added to the spectrum analyser reference level offset.		

DUT Configuration			
Mode:	802.11ac VHT80	Duty Cycle (%):	89.0
Modulation Coding Scheme:	MCS2x1	DCCF (dB):	0.51
Antenna Configuration:	SISO	Peak Antenna Gain (dBi):	4.70
Active Port(s):	A (Core 0)	Active Chain(s):	0

Test Frequency (MHz)	PSD (dBm / MHz)					Limit (dBm)	Margin (dB)
	A	B	C	D	Σ		
5290	-1.75	-	-	-	-1.75	11.00	-12.75

Table 511 - Maximum Power Spectral Density Results

Test Configuration			
Frequency Range:	5.250-5.350 GHz	Band:	U-NII-2A
Limit Clause(s):	15.407 (a)(2) RSS-247 6.2.2.1	Test Method(s):	C63.10 12.4.2.4 C63.10 12.6
Additional Reference(s):	-		
Note(s):	DCCF was added to the spectrum analyser reference level offset.		

DUT Configuration			
Mode:	802.11ac VHT160	Duty Cycle (%):	85.8
Modulation Coding Scheme:	MCS2x1	DCCF (dB):	0.67
Antenna Configuration:	SISO	Peak Antenna Gain (dBi):	4.70
Active Port(s):	A (Core 0)	Active Chain(s):	0

Test Frequency (MHz)	PSD (dBm / MHz)					Limit (dBm)	Margin (dB)
	A	B	C	D	Σ		
5250	-7.52	-	-	-	-7.52	11.00	-18.52

Table 512 - Maximum Power Spectral Density Results



Test Configuration			
Frequency Range:	5.250-5.350 GHz	Band:	U-NII-2A
Limit Clause(s):	15.407 (a)(2) RSS-247 6.2.2.1	Test Method(s):	C63.10 12.4.2.4 C63.10 12.6
Additional Reference(s):	-		
Note(s):	DCCF was added to the spectrum analyser reference level offset.		

DUT Configuration			
Mode:	802.11ax HE20 SU	Duty Cycle (%):	95.8
Modulation Coding Scheme:	MCS2x1	DCCF (dB):	0.19
Antenna Configuration:	SISO	Peak Antenna Gain (dBi):	4.70
Active Port(s):	A (Core 0)	Active Chain(s):	0

Test Frequency (MHz)	PSD (dBm / MHz)					Limit (dBm)	Margin (dB)
	A	B	C	D	Σ		
5260	9.07	-	-	-	9.07	11.00	-1.93
5300	8.52	-	-	-	8.52	11.00	-2.48
5320	8.17	-	-	-	8.17	11.00	-2.83

Table 513 - Maximum Power Spectral Density Results

Test Configuration			
Frequency Range:	5.250-5.350 GHz	Band:	U-NII-2A
Limit Clause(s):	15.407 (a)(2) RSS-247 6.2.2.1	Test Method(s):	C63.10 12.4.2.4 C63.10 12.6
Additional Reference(s):	-		
Note(s):	DCCF was added to the spectrum analyser reference level offset.		

DUT Configuration			
Mode:	802.11ax HE40 SU	Duty Cycle (%):	95.8
Modulation Coding Scheme:	MCS2x1	DCCF (dB):	0.19
Antenna Configuration:	SISO	Peak Antenna Gain (dBi):	4.70
Active Port(s):	A (Core 0)	Active Chain(s):	0

Test Frequency (MHz)	PSD (dBm / MHz)					Limit (dBm)	Margin (dB)
	A	B	C	D	Σ		
5270	7.55	-	-	-	7.55	11.00	-3.45
5310	2.57	-	-	-	2.57	11.00	-8.43

Table 514 - Maximum Power Spectral Density Results



Test Configuration			
Frequency Range:	5.250-5.350 GHz	Band:	U-NII-2A
Limit Clause(s):	15.407 (a)(2) RSS-247 6.2.2.1	Test Method(s):	C63.10 12.4.2.4 C63.10 12.6
Additional Reference(s):	-		
Note(s):	DCCF was added to the spectrum analyser reference level offset.		

DUT Configuration			
Mode:	802.11ax HE80 SU	Duty Cycle (%):	95.4
Modulation Coding Scheme:	MCS2x1	DCCF (dB):	0.20
Antenna Configuration:	SISO	Peak Antenna Gain (dBi):	4.70
Active Port(s):	A (Core 0)	Active Chain(s):	0

Test Frequency (MHz)	PSD (dBm / MHz)					Limit (dBm)	Margin (dB)
	A	B	C	D	Σ		
5290	-2.10	-	-	-	-2.10	11.00	-13.10

Table 515 - Maximum Power Spectral Density Results

Test Configuration			
Frequency Range:	5.250-5.350 GHz	Band:	U-NII-2A
Limit Clause(s):	15.407 (a)(2) RSS-247 6.2.2.1	Test Method(s):	C63.10 12.4.2.4 C63.10 12.6
Additional Reference(s):	-		
Note(s):	DCCF was added to the spectrum analyser reference level offset.		

DUT Configuration			
Mode:	802.11ax HE160 SU	Duty Cycle (%):	93.4
Modulation Coding Scheme:	MCS2x1	DCCF (dB):	0.30
Antenna Configuration:	SISO	Peak Antenna Gain (dBi):	4.70
Active Port(s):	A (Core 0)	Active Chain(s):	0

Test Frequency (MHz)	PSD (dBm / MHz)					Limit (dBm)	Margin (dB)
	A	B	C	D	Σ		
5250	-7.41	-	-	-	-7.41	11.00	-18.41

Table 516 - Maximum Power Spectral Density Results



Test Configuration			
Frequency Range:	5.470-5.725 GHz	Band:	U-NII-2C
Limit Clause(s):	15.407 (a)(2) RSS-247 6.2.3.1	Test Method(s):	C63.10 12.4.2.4 C63.10 12.6
Additional Reference(s):	-		
Note(s):	DCCF was added to the spectrum analyser reference level offset.		

DUT Configuration			
Mode:	802.11a	Duty Cycle (%):	97.5
Data Rate:	12 Mbps	DCCF (dB):	0.11
Antenna Configuration:	SISO	Peak Antenna Gain (dBi):	3.70
Active Port(s):	B (Core 1)	Active Chain(s):	1

Test Frequency (MHz)	PSD (dBm / MHz)					Limit (dBm)	Margin (dB)
	A	B	C	D	Σ		
5500	-	7.28	-	-	7.28	11.00	-3.72
5580	-	9.57	-	-	9.57	11.00	-1.43
5700	-	6.87	-	-	6.87	11.00	-4.13
5720	-	9.31	-	-	9.31	11.00	-1.69

Table 517 - Maximum Power Spectral Density Results

Test Configuration			
Frequency Range:	5.470-5.725 GHz	Band:	U-NII-2C
Limit Clause(s):	15.407 (a)(2) RSS-247 6.2.3.1	Test Method(s):	C63.10 12.4.2.4 C63.10 12.6
Additional Reference(s):	-		
Note(s):	DCCF was added to the spectrum analyser reference level offset.		

DUT Configuration			
Mode:	802.11n HT20	Duty Cycle (%):	96.4
Modulation Coding Scheme:	MCS2	DCCF (dB):	0.16
Antenna Configuration:	SISO	Peak Antenna Gain (dBi):	3.70
Active Port(s):	B (Core 1)	Active Chain(s):	1

Test Frequency (MHz)	PSD (dBm / MHz)					Limit (dBm)	Margin (dB)
	A	B	C	D	Σ		
5500	-	7.00	-	-	7.00	11.00	-4.00
5580	-	9.20	-	-	9.20	11.00	-1.80
5700	-	6.46	-	-	6.46	11.00	-4.54
5720	-	9.03	-	-	9.03	11.00	-1.97

Table 518 - Maximum Power Spectral Density Results



Test Configuration			
Frequency Range:	5.470-5.725 GHz	Band:	U-NII-2C
Limit Clause(s):	15.407 (a)(2) RSS-247 6.2.3.1	Test Method(s):	C63.10 12.4.2.4 C63.10 12.6
Additional Reference(s):	-		
Note(s):	DCCF was added to the spectrum analyser reference level offset.		

DUT Configuration			
Mode:	802.11n HT40	Duty Cycle (%):	93.7
Modulation Coding Scheme:	MCS2	DCCF (dB):	0.28
Antenna Configuration:	SISO	Peak Antenna Gain (dBi):	3.70
Active Port(s):	B (Core 1)	Active Chain(s):	1

Test Frequency (MHz)	PSD (dBm / MHz)					Limit (dBm)	Margin (dB)
	A	B	C	D	Σ		
5510	-	2.86	-	-	2.86	11.00	-8.14
5550	-	7.86	-	-	7.86	11.00	-3.14
5670	-	5.20	-	-	5.20	11.00	-5.80
5710	-	7.92	-	-	7.92	11.00	-3.08

Table 519 - Maximum Power Spectral Density Results

Test Configuration			
Frequency Range:	5.470-5.725 GHz	Band:	U-NII-2C
Limit Clause(s):	15.407 (a)(2) RSS-247 6.2.3.1	Test Method(s):	C63.10 12.4.2.4 C63.10 12.6
Additional Reference(s):	-		
Note(s):	DCCF was added to the spectrum analyser reference level offset.		

DUT Configuration			
Mode:	802.11ac VHT80	Duty Cycle (%):	88.6
Modulation Coding Scheme:	MCS2x1	DCCF (dB):	0.52
Antenna Configuration:	SISO	Peak Antenna Gain (dBi):	3.70
Active Port(s):	B (Core 1)	Active Chain(s):	1

Test Frequency (MHz)	PSD (dBm / MHz)					Limit (dBm)	Margin (dB)
	A	B	C	D	Σ		
5530	-	-0.78	-	-	-0.78	11.00	-11.78
5610	-	4.08	-	-	4.08	11.00	-6.92
5690	-	5.19	-	-	5.19	11.00	-5.81

Table 520 - Maximum Power Spectral Density Results



Test Configuration			
Frequency Range:	5.470-5.725 GHz	Band:	U-NII-2C
Limit Clause(s):	15.407 (a)(2) RSS-247 6.2.3.1	Test Method(s):	C63.10 12.4.2.4 C63.10 12.6
Additional Reference(s):	-		
Note(s):	DCCF was added to the spectrum analyser reference level offset.		

DUT Configuration			
Mode:	802.11ac VHT160	Duty Cycle (%):	84.2
Modulation Coding Scheme:	MCS2x1	DCCF (dB):	0.75
Antenna Configuration:	SISO	Peak Antenna Gain (dBi):	3.70
Active Port(s):	B (Core 1)	Active Chain(s):	1

Test Frequency (MHz)	PSD (dBm / MHz)					Limit (dBm)	Margin (dB)
	A	B	C	D	Σ		
5570	-	-6.21	-	-	-6.21	11.00	-17.21

Table 521 - Maximum Power Spectral Density Results

Test Configuration			
Frequency Range:	5.470-5.725 GHz	Band:	U-NII-2C
Limit Clause(s):	15.407 (a)(2) RSS-247 6.2.3.1	Test Method(s):	C63.10 12.4.2.4 C63.10 12.6
Additional Reference(s):	-		
Note(s):	DCCF was added to the spectrum analyser reference level offset.		

DUT Configuration			
Mode:	802.11ax HE20 SU	Duty Cycle (%):	95.7
Modulation Coding Scheme:	MCS2x1	DCCF (dB):	0.19
Antenna Configuration:	SISO	Peak Antenna Gain (dBi):	3.70
Active Port(s):	B (Core 1)	Active Chain(s):	1

Test Frequency (MHz)	PSD (dBm / MHz)					Limit (dBm)	Margin (dB)
	A	B	C	D	Σ		
5500	-	6.13	-	-	6.13	11.00	-4.87
5580	-	8.87	-	-	8.87	11.00	-2.13
5700	-	4.33	-	-	4.33	11.00	-6.67
5720	-	8.93	-	-	8.93	11.00	-2.07

Table 522 - Maximum Power Spectral Density Results



Test Configuration			
Frequency Range:	5.470-5.725 GHz	Band:	U-NII-2C
Limit Clause(s):	15.407 (a)(2) RSS-247 6.2.3.1	Test Method(s):	C63.10 12.4.2.4 C63.10 12.6
Additional Reference(s):	-		
Note(s):	DCCF was added to the spectrum analyser reference level offset.		

DUT Configuration			
Mode:	802.11ax HE40 SU	Duty Cycle (%):	95.7
Modulation Coding Scheme:	MCS2x1	DCCF (dB):	0.19
Antenna Configuration:	SISO	Peak Antenna Gain (dBi):	3.70
Active Port(s):	B (Core 1)	Active Chain(s):	1

Test Frequency (MHz)	PSD (dBm / MHz)					Limit (dBm)	Margin (dB)
	A	B	C	D	Σ		
5510	-	2.47	-	-	2.47	11.00	-8.53
5550	-	8.10	-	-	8.10	11.00	-2.90
5670	-	4.15	-	-	4.15	11.00	-6.85
5710	-	7.90	-	-	7.90	11.00	-3.10

Table 523 - Maximum Power Spectral Density Results

Test Configuration			
Frequency Range:	5.470-5.725 GHz	Band:	U-NII-2C
Limit Clause(s):	15.407 (a)(2) RSS-247 6.2.3.1	Test Method(s):	C63.10 12.4.2.4 C63.10 12.6
Additional Reference(s):	-		
Note(s):	DCCF was added to the spectrum analyser reference level offset.		

DUT Configuration			
Mode:	802.11ax HE80 SU	Duty Cycle (%):	95.3
Modulation Coding Scheme:	MCS2x1	DCCF (dB):	0.21
Antenna Configuration:	SISO	Peak Antenna Gain (dBi):	3.70
Active Port(s):	B (Core 1)	Active Chain(s):	1

Test Frequency (MHz)	PSD (dBm / MHz)					Limit (dBm)	Margin (dB)
	A	B	C	D	Σ		
5530	-	-1.49	-	-	-1.49	11.00	-12.49
5610	-	3.93	-	-	3.93	11.00	-7.07
5690	-	5.19	-	-	5.19	11.00	-5.81

Table 524 - Maximum Power Spectral Density Results



Test Configuration			
Frequency Range:	5.470-5.725 GHz	Band:	U-NII-2C
Limit Clause(s):	15.407 (a)(2) RSS-247 6.2.3.1	Test Method(s):	C63.10 12.4.2.4 C63.10 12.6
Additional Reference(s):	-		
Note(s):	DCCF was added to the spectrum analyser reference level offset.		

DUT Configuration			
Mode:	802.11ax HE160 SU	Duty Cycle (%):	92.8
Modulation Coding Scheme:	MCS2x1	DCCF (dB):	0.33
Antenna Configuration:	SISO	Peak Antenna Gain (dBi):	3.70
Active Port(s):	B (Core 1)	Active Chain(s):	1

Test Frequency (MHz)	PSD (dBm / MHz)					Limit (dBm)	Margin (dB)
	A	B	C	D	Σ		
5570	-	-5.71	-	-	-5.71	11.00	-16.71

Table 525 - Maximum Power Spectral Density Results

Test Configuration			
Frequency Range:	5.725-5.850 GHz	Band:	U-NII-3
Limit Clause(s):	15.407 (a)(3) RSS-247 6.2.4.1	Test Method(s):	C63.10 12.4.2.4 C63.10 12.6
Additional Reference(s):	-		
Note(s):	DCCF was added to the spectrum analyser reference level offset.		

DUT Configuration			
Mode:	802.11a	Duty Cycle (%):	97.7
Data Rate:	12 Mbps	DCCF (dB):	0.10
Antenna Configuration:	SISO	Peak Antenna Gain (dBi):	3.70
Active Port(s):	B (Core 1)	Active Chain(s):	1

Test Frequency (MHz)	PSD (dBm / 500 kHz)					Limit (dBm)	Margin (dB)
	A	B	C	D	Σ		
5720	-	4.27	-	-	4.27	30.00	-25.73
5745	-	8.07	-	-	8.07	30.00	-21.93
5785	-	8.24	-	-	8.24	30.00	-21.76
5825	-	8.81	-	-	8.81	30.00	-21.19

Table 526 - Maximum Power Spectral Density Results



Test Configuration			
Frequency Range:	5.725-5.850 GHz	Band:	U-NII-3
Limit Clause(s):	15.407 (a)(3) RSS-247 6.2.4.1	Test Method(s):	C63.10 12.4.2.4 C63.10 12.6
Additional Reference(s):	-		
Note(s):	DCCF was added to the spectrum analyser reference level offset.		

DUT Configuration			
Mode:	802.11n HT20	Duty Cycle (%):	96.6
Modulation Coding Scheme:	MCS2	DCCF (dB):	0.15
Antenna Configuration:	SISO	Peak Antenna Gain (dBi):	3.70
Active Port(s):	B (Core 1)	Active Chain(s):	1

Test Frequency (MHz)	PSD (dBm / 500 kHz)					Limit (dBm)	Margin (dB)
	A	B	C	D	Σ		
5720	-	4.06	-	-	4.06	30.00	-25.94
5745	-	8.22	-	-	8.22	30.00	-21.78
5785	-	8.44	-	-	8.44	30.00	-21.56
5825	-	8.13	-	-	8.13	30.00	-21.87

Table 527 - Maximum Power Spectral Density Results

Test Configuration			
Frequency Range:	5.725-5.850 GHz	Band:	U-NII-3
Limit Clause(s):	15.407 (a)(3) RSS-247 6.2.4.1	Test Method(s):	C63.10 12.4.2.4 C63.10 12.6
Additional Reference(s):	-		
Note(s):	DCCF was added to the spectrum analyser reference level offset.		

DUT Configuration			
Mode:	802.11n HT40	Duty Cycle (%):	94.0
Modulation Coding Scheme:	MCS2	DCCF (dB):	0.27
Antenna Configuration:	SISO	Peak Antenna Gain (dBi):	3.70
Active Port(s):	B (Core 1)	Active Chain(s):	1

Test Frequency (MHz)	PSD (dBm / 500 kHz)					Limit (dBm)	Margin (dB)
	A	B	C	D	Σ		
5710	-	2.16	-	-	2.16	30.00	-27.84
5755	-	4.98	-	-	4.98	30.00	-25.02
5795	-	5.00	-	-	5.00	30.00	-25.00

Table 528 - Maximum Power Spectral Density Results



Test Configuration			
Frequency Range:	5.725-5.850 GHz	Band:	U-NII-3
Limit Clause(s):	15.407 (a)(3) RSS-247 6.2.4.1	Test Method(s):	C63.10 12.4.2.4 C63.10 12.6
Additional Reference(s):	-		
Note(s):	DCCF was added to the spectrum analyser reference level offset.		

DUT Configuration			
Mode:	802.11ac VHT80	Duty Cycle (%):	89.4
Modulation Coding Scheme:	MCS2x1	DCCF (dB):	0.49
Antenna Configuration:	SISO	Peak Antenna Gain (dBi):	3.70
Active Port(s):	B (Core 1)	Active Chain(s):	1

Test Frequency (MHz)	PSD (dBm / 500 kHz)					Limit (dBm)	Margin (dB)
	A	B	C	D	Σ		
5690	-	-1.64	-	-	-1.64	30.00	-31.64
5775	-	1.70	-	-	1.70	30.00	-28.30

Table 529 - Maximum Power Spectral Density Results

Test Configuration			
Frequency Range:	5.725-5.850 GHz	Band:	U-NII-3
Limit Clause(s):	15.407 (a)(3) RSS-247 6.2.4.1	Test Method(s):	C63.10 12.4.2.4 C63.10 12.6
Additional Reference(s):	-		
Note(s):	DCCF was added to the spectrum analyser reference level offset.		

DUT Configuration			
Mode:	802.11ax HE20 SU	Duty Cycle (%):	96.0
Modulation Coding Scheme:	MCS2x1	DCCF (dB):	0.18
Antenna Configuration:	SISO	Peak Antenna Gain (dBi):	3.70
Active Port(s):	B (Core 1)	Active Chain(s):	1

Test Frequency (MHz)	PSD (dBm / 500 kHz)					Limit (dBm)	Margin (dB)
	A	B	C	D	Σ		
5720	-	4.05	-	-	4.05	30.00	-25.95
5745	-	7.81	-	-	7.81	30.00	-22.19
5785	-	8.13	-	-	8.13	30.00	-21.87
5825	-	7.90	-	-	7.90	30.00	-22.10

Table 530 - Maximum Power Spectral Density Results



Test Configuration			
Frequency Range:	5.725-5.850 GHz	Band:	U-NII-3
Limit Clause(s):	15.407 (a)(3) RSS-247 6.2.4.1	Test Method(s):	C63.10 12.4.2.4 C63.10 12.6
Additional Reference(s):	-		
Note(s):	DCCF was added to the spectrum analyser reference level offset.		

DUT Configuration			
Mode:	802.11ax HE40 SU	Duty Cycle (%):	95.9
Modulation Coding Scheme:	MCS2x1	DCCF (dB):	0.18
Antenna Configuration:	SISO	Peak Antenna Gain (dBi):	3.70
Active Port(s):	B (Core 1)	Active Chain(s):	1

Test Frequency (MHz)	PSD (dBm / 500 kHz)					Limit (dBm)	Margin (dB)
	A	B	C	D	Σ		
5710	-	1.35	-	-	1.35	30.00	-28.65
5755	-	5.15	-	-	5.15	30.00	-24.85
5795	-	5.01	-	-	5.01	30.00	-24.99

Table 531 - Maximum Power Spectral Density Results

Test Configuration			
Frequency Range:	5.725-5.850 GHz	Band:	U-NII-3
Limit Clause(s):	15.407 (a)(3) RSS-247 6.2.4.1	Test Method(s):	C63.10 12.4.2.4 C63.10 12.6
Additional Reference(s):	-		
Note(s):	DCCF was added to the spectrum analyser reference level offset.		

DUT Configuration			
Mode:	802.11ax HE80 SU	Duty Cycle (%):	95.6
Modulation Coding Scheme:	MCS2x1	DCCF (dB):	0.20
Antenna Configuration:	SISO	Peak Antenna Gain (dBi):	3.70
Active Port(s):	B (Core 1)	Active Chain(s):	1

Test Frequency (MHz)	PSD (dBm / 500 kHz)					Limit (dBm)	Margin (dB)
	A	B	C	D	Σ		
5690	-	-1.92	-	-	-1.92	30.00	-31.92
5775	-	0.82	-	-	0.82	30.00	-29.18

Table 532 - Maximum Power Spectral Density Results



Test Configuration			
Frequency Range:	5.150-5.250 GHz	Band:	U-NII-1
Limit Clause(s):	15.407 (a)(1)(iv)	Test Method(s):	C63.10 12.4.2.4 C63.10 12.6
Additional Reference(s):	-		
Note(s):	DCCF was added to the spectrum analyser reference level offset.		

DUT Configuration			
Mode:	802.11ax HE20 RU26	Duty Cycle (%):	97.4
Modulation Coding Scheme:	MCS2x1	DCCF (dB):	0.12
Antenna Configuration:	SISO	Peak Antenna Gain (dBi):	4.00
Active Port(s):	A (Core 0)	Active Chain(s):	0

Test Frequency (MHz)	PSD (dBm / MHz)					Limit (dBm)	Margin (dB)
	A	B	C	D	Σ		
5180 (RU26.0)	8.65	-	-	-	8.65	11.00	-2.35
5220 (RU26.0)	8.49	-	-	-	8.49	11.00	-2.51
5240 (RU26.8)	8.76	-	-	-	8.76	11.00	-2.24

Table 533 - FCC Maximum Power Spectral Density Results

Test Configuration			
Frequency Range:	5.150-5.250 GHz	Band:	U-NII-1
Limit Clause(s):	15.407 (a)(1)(iv)	Test Method(s):	C63.10 12.4.2.4 C63.10 12.6
Additional Reference(s):	-		
Note(s):	DCCF was added to the spectrum analyser reference level offset.		

DUT Configuration			
Mode:	802.11ax HE20 RU52	Duty Cycle (%):	97.1
Modulation Coding Scheme:	MCS2x1	DCCF (dB):	0.13
Antenna Configuration:	SISO	Peak Antenna Gain (dBi):	4.00
Active Port(s):	A (Core 0)	Active Chain(s):	0

Test Frequency (MHz)	PSD (dBm / MHz)					Limit (dBm)	Margin (dB)
	A	B	C	D	Σ		
5180 (RU52.37)	8.91	-	-	-	8.91	11.00	-2.09
5220 (RU52.37)	8.79	-	-	-	8.79	11.00	-2.21
5240 (RU52.40)	8.67	-	-	-	8.67	11.00	-2.33

Table 534 - FCC Maximum Power Spectral Density Results



Test Configuration			
Frequency Range:	5.150-5.250 GHz	Band:	U-NII-1
Limit Clause(s):	15.407 (a)(1)(iv)	Test Method(s):	C63.10 12.4.2.4 C63.10 12.6
Additional Reference(s):	-		
Note(s):	DCCF was added to the spectrum analyser reference level offset.		

DUT Configuration			
Mode:	802.11ax HE20 RU106	Duty Cycle (%):	98.0
Modulation Coding Scheme:	MCS2x1	DCCF (dB):	0.09
Antenna Configuration:	SISO	Peak Antenna Gain (dBi):	4.00
Active Port(s):	A (Core 0)	Active Chain(s):	0

Test Frequency (MHz)	PSD (dBm / MHz)					Limit (dBm)	Margin (dB)
	A	B	C	D	Σ		
5180 (RU106.53)	8.90	-	-	-	8.90	11.00	-2.10
5220 (RU106.53)	9.24	-	-	-	9.24	11.00	-1.76
5240 (RU106.54)	8.99	-	-	-	8.99	11.00	-2.01

Table 535 - FCC Maximum Power Spectral Density Results

Test Configuration			
Frequency Range:	5.150-5.250 GHz	Band:	U-NII-1
Limit Clause(s):	RSS-247 6.2.1.1	Test Method(s):	C63.10 12.4.2.4 C63.10 12.6
Additional Reference(s):	-		
Note(s):	DCCF was added to the spectrum analyser reference level offset.		

DUT Configuration			
Mode:	802.11ax HE20 RU26	Duty Cycle (%):	97.3
Modulation Coding Scheme:	MCS2x1	DCCF (dB):	0.12
Antenna Configuration:	SISO	Peak Antenna Gain (dBi):	4.00
Active Port(s):	A (Core 0)	Active Chain(s):	0

Test Frequency (MHz)	PSD (dBm / MHz)					Gain (dBi)	EIRP (dBm)	EIRP Limit (dBm)	EIRP Margin (dB)
	A	B	C	D	Σ				
5180 (RU26.0)	3.39	-	-	-	3.39	4.00	7.39	10.00	-2.61
5220 (RU26.0)	3.19	-	-	-	3.19	4.00	7.19	10.00	-2.81
5240 (RU26.8)	3.53	-	-	-	3.53	4.00	7.53	10.00	-2.47

Table 536 - ISED Maximum Power Spectral Density Results



Test Configuration			
Frequency Range:	5.150-5.250 GHz	Band:	U-NII-1
Limit Clause(s):	RSS-247 6.2.1.1	Test Method(s):	C63.10 12.4.2.4 C63.10 12.6
Additional Reference(s):	-		
Note(s):	DCCF was added to the spectrum analyser reference level offset.		

DUT Configuration			
Mode:	802.11ax HE20 RU52	Duty Cycle (%):	97.0
Modulation Coding Scheme:	MCS2x1	DCCF (dB):	0.13
Antenna Configuration:	SISO	Peak Antenna Gain (dBi):	4.00
Active Port(s):	A (Core 0)	Active Chain(s):	0

Test Frequency (MHz)	PSD (dBm / MHz)					Gain (dBi)	EIRP (dBm)	EIRP Limit (dBm)	EIRP Margin (dB)
	A	B	C	D	Σ				
5180 (RU52.37)	3.85	-	-	-	3.85	4.00	7.85	10.00	-2.15
5220 (RU52.37)	3.88	-	-	-	3.88	4.00	7.88	10.00	-2.12
5240 (RU52.40)	3.79	-	-	-	3.79	4.00	7.79	10.00	-2.21

Table 537 - ISED Maximum Power Spectral Density Results

Test Configuration			
Frequency Range:	5.150-5.250 GHz	Band:	U-NII-1
Limit Clause(s):	RSS-247 6.2.1.1	Test Method(s):	C63.10 12.4.2.4 C63.10 12.6
Additional Reference(s):	-		
Note(s):	DCCF was added to the spectrum analyser reference level offset.		

DUT Configuration			
Mode:	802.11ax HE20 RU106	Duty Cycle (%):	98.2
Modulation Coding Scheme:	MCS2x1	DCCF (dB):	0.08
Antenna Configuration:	SISO	Peak Antenna Gain (dBi):	4.00
Active Port(s):	A (Core 0)	Active Chain(s):	0

Test Frequency (MHz)	PSD (dBm / MHz)					Gain (dBi)	EIRP (dBm)	EIRP Limit (dBm)	EIRP Margin (dB)
	A	B	C	D	Σ				
5180 (RU106.53)	3.87	-	-	-	3.87	4.00	7.87	10.00	-2.13
5220 (RU106.53)	4.12	-	-	-	4.12	4.00	8.12	10.00	-1.88
5240 (RU106.54)	4.04	-	-	-	4.04	4.00	8.04	10.00	-1.96

Table 538 - ISED Maximum Power Spectral Density Results



Test Configuration			
Frequency Range:	5.250-5.350 GHz	Band:	U-NII-2A
Limit Clause(s):	15.407 (a)(2) RSS-247 6.2.2.1	Test Method(s):	C63.10 12.4.2.4 C63.10 12.6
Additional Reference(s):	-		
Note(s):	DCCF was added to the spectrum analyser reference level offset.		

DUT Configuration			
Mode:	802.11ax HE20 RU52	Duty Cycle (%):	97.1
Modulation Coding Scheme:	MCS2x1	DCCF (dB):	0.13
Antenna Configuration:	SISO	Peak Antenna Gain (dBi):	4.70
Active Port(s):	A (Core 0)	Active Chain(s):	0

Test Frequency (MHz)	PSD (dBm / MHz)					Limit (dBm)	Margin (dB)
	A	B	C	D	Σ		
5260 (RU52.37)	8.99	-	-	-	8.99	11.00	-2.01
5300 (RU52.37)	8.70	-	-	-	8.70	11.00	-2.30
5320 (RU52.40)	9.07	-	-	-	9.07	11.00	-1.93

Table 539 - Maximum Power Spectral Density Results

Test Configuration			
Frequency Range:	5.250-5.350 GHz	Band:	U-NII-2A
Limit Clause(s):	15.407 (a)(2) RSS-247 6.2.2.1	Test Method(s):	C63.10 12.4.2.4 C63.10 12.6
Additional Reference(s):	-		
Note(s):	DCCF was added to the spectrum analyser reference level offset.		

DUT Configuration			
Mode:	802.11ax HE20 RU106	Duty Cycle (%):	97.8
Modulation Coding Scheme:	MCS2x1	DCCF (dB):	0.10
Antenna Configuration:	SISO	Peak Antenna Gain (dBi):	4.70
Active Port(s):	A (Core 0)	Active Chain(s):	0

Test Frequency (MHz)	PSD (dBm / MHz)					Limit (dBm)	Margin (dB)
	A	B	C	D	Σ		
5260 (RU106.53)	8.86	-	-	-	8.86	11.00	-2.14
5300 (RU106.53)	8.83	-	-	-	8.83	11.00	-2.17
5320 (RU106.54)	9.14	-	-	-	9.14	11.00	-1.86

Table 540 - Maximum Power Spectral Density Results



Test Configuration			
Frequency Range:	5.470-5.725 GHz	Band:	U-NII-2C
Limit Clause(s):	15.407 (a)(2) RSS-247 6.2.3.1	Test Method(s):	C63.10 12.4.2.4 C63.10 12.6
Additional Reference(s):	-		
Note(s):	DCCF was added to the spectrum analyser reference level offset.		

DUT Configuration			
Mode:	802.11ax HE20 RU52	Duty Cycle (%):	97.1
Modulation Coding Scheme:	MCS2x1	DCCF (dB):	0.13
Antenna Configuration:	SISO	Peak Antenna Gain (dBi):	3.70
Active Port(s):	B (Core 1)	Active Chain(s):	1

Test Frequency (MHz)	PSD (dBm / MHz)					Limit (dBm)	Margin (dB)
	A	B	C	D	Σ		
5500 (RU52.37)	-	8.78	-	-	8.78	11.00	-2.22
5580 (RU52.37)	-	8.79	-	-	8.79	11.00	-2.21
5700 (RU52.40)	-	7.77	-	-	7.77	11.00	-3.23
5720 (RU52.39)	-	8.44	-	-	8.44	11.00	-2.56

Table 541 - Maximum Power Spectral Density Results

Test Configuration			
Frequency Range:	5.470-5.725 GHz	Band:	U-NII-2C
Limit Clause(s):	15.407 (a)(2) RSS-247 6.2.3.1	Test Method(s):	C63.10 12.4.2.4 C63.10 12.6
Additional Reference(s):	-		
Note(s):	DCCF was added to the spectrum analyser reference level offset.		

DUT Configuration			
Mode:	802.11ax HE20 RU106	Duty Cycle (%):	97.7
Modulation Coding Scheme:	MCS2x1	DCCF (dB):	0.10
Antenna Configuration:	SISO	Peak Antenna Gain (dBi):	3.70
Active Port(s):	B (Core 1)	Active Chain(s):	1

Test Frequency (MHz)	PSD (dBm / MHz)					Limit (dBm)	Margin (dB)
	A	B	C	D	Σ		
5500 (RU106.53)	-	8.77	-	-	8.77	11.00	-2.23
5580 (RU106.53)	-	9.30	-	-	9.30	11.00	-1.70
5700 (RU106.54)	-	8.38	-	-	8.38	11.00	-2.62
5720 (RU106.53)	-	9.10	-	-	9.10	11.00	-1.90

Table 542 - Maximum Power Spectral Density Results



Test Configuration			
Frequency Range:	5.725-5.850 GHz	Band:	U-NII-3
Limit Clause(s):	15.407 (a)(3) RSS-247 6.2.4.1	Test Method(s):	C63.10 12.4.2.4 C63.10 12.6
Additional Reference(s):	-		
Note(s):	DCCF was added to the spectrum analyser reference level offset.		

DUT Configuration			
Mode:	802.11ax HE20 RU26	Duty Cycle (%):	97.1
Modulation Coding Scheme:	MCS2x1	DCCF (dB):	0.13
Antenna Configuration:	SISO	Peak Antenna Gain (dBi):	3.30
Active Port(s):	B (Core 1)	Active Chain(s):	1

Test Frequency (MHz)	PSD (dBm / 500 kHz)					Limit (dBm)	Margin (dB)
	A	B	C	D	Σ		
5745 (RU26.0)	-	7.52	-	-	7.52	30.00	-22.48
5785 (RU26.0)	-	7.63	-	-	7.63	30.00	-22.37
5825 (RU26.8)	-	7.63	-	-	7.63	30.00	-22.37

Table 543 - Maximum Power Spectral Density Results

Test Configuration			
Frequency Range:	5.725-5.850 GHz	Band:	U-NII-3
Limit Clause(s):	15.407 (a)(3) RSS-247 6.2.4.1	Test Method(s):	C63.10 12.4.2.4 C63.10 12.6
Additional Reference(s):	-		
Note(s):	DCCF was added to the spectrum analyser reference level offset.		

DUT Configuration			
Mode:	802.11ax HE20 RU52	Duty Cycle (%):	97.0
Modulation Coding Scheme:	MCS2x1	DCCF (dB):	0.13
Antenna Configuration:	SISO	Peak Antenna Gain (dBi):	3.70
Active Port(s):	B (Core 1)	Active Chain(s):	1

Test Frequency (MHz)	PSD (dBm / 500 kHz)					Limit (dBm)	Margin (dB)
	A	B	C	D	Σ		
5720 (RU52.40)	-	5.90	-	-	5.90	30.00	-24.10
5745 (RU52.37)	-	7.83	-	-	7.83	30.00	-22.17
5785 (RU52.37)	-	7.99	-	-	7.99	30.00	-22.01
5825 (RU52.40)	-	8.35	-	-	8.35	30.00	-21.65

Table 544 - Maximum Power Spectral Density Results



Test Configuration			
Frequency Range:	5.725-5.850 GHz	Band:	U-NII-3
Limit Clause(s):	15.407 (a)(3) RSS-247 6.2.4.1	Test Method(s):	C63.10 12.4.2.4 C63.10 12.6
Additional Reference(s):	-		
Note(s):	DCCF was added to the spectrum analyser reference level offset.		

DUT Configuration			
Mode:	802.11ax HE20 RU106	Duty Cycle (%):	97.8
Modulation Coding Scheme:	MCS2x1	DCCF (dB):	0.10
Antenna Configuration:	SISO	Peak Antenna Gain (dBi):	3.70
Active Port(s):	B (Core 1)	Active Chain(s):	1

Test Frequency (MHz)	PSD (dBm / 500 kHz)					Limit (dBm)	Margin (dB)
	A	B	C	D	Σ		
5720 (RU106.54)	-	5.92	-	-	5.92	30.00	-24.08
5745 (RU106.53)	-	8.17	-	-	8.17	30.00	-21.83
5785 (RU106.53)	-	8.33	-	-	8.33	30.00	-21.67
5825 (RU106.54)	-	8.17	-	-	8.17	30.00	-21.83

Table 545 - Maximum Power Spectral Density Results



MIMO CDD

Test Configuration			
Frequency Range:	5.150-5.250 GHz	Band:	U-NII-1
Limit Clause(s):	15.407 (a)(1)(iv)	Test Method(s):	C63.10 12.4.2.4 C63.10 12.6
Additional Reference(s):	662911 D01 v02r01 F)2)f)(ii), 662911 D01 v02r01 E)2)b)		
Note(s):	DCCF was added to the spectrum analyser reference level offset.		

DUT Configuration			
Mode:	802.11n HT20	Duty Cycle (%):	96.7
Modulation Coding Scheme:	MCS2	DCCF (dB):	0.15
Antenna Configuration:	MIMO CDD	Peak Antenna Gain (dBi):	7.01
Active Port(s):	A+B (Core 0 + Core 1)	Active Chain(s):	0+1

Test Frequency (MHz)	PSD (dBm / MHz)					Limit (dBm)	Margin (dB)
	A	B	C	D	Σ		
5180	5.10	5.06	-	-	8.09	9.99	-1.90
5220	4.91	4.79	-	-	7.86	9.99	-2.13
5240	5.38	5.13	-	-	8.26	9.99	-1.73

Table 546 - FCC Maximum Power Spectral Density Results

Test Configuration			
Frequency Range:	5.150-5.250 GHz	Band:	U-NII-1
Limit Clause(s):	15.407 (a)(1)(iv)	Test Method(s):	C63.10 12.4.2.4 C63.10 12.6
Additional Reference(s):	662911 D01 v02r01 F)2)f)(ii), 662911 D01 v02r01 E)2)b)		
Note(s):	DCCF was added to the spectrum analyser reference level offset.		

DUT Configuration			
Mode:	802.11n HT40	Duty Cycle (%):	94.8
Modulation Coding Scheme:	MCS2	DCCF (dB):	0.23
Antenna Configuration:	MIMO CDD	Peak Antenna Gain (dBi):	7.01
Active Port(s):	A+B (Core 0 + Core 1)	Active Chain(s):	0+1

Test Frequency (MHz)	PSD (dBm / MHz)					Limit (dBm)	Margin (dB)
	A	B	C	D	Σ		
5190	3.45	3.53	-	-	6.50	9.99	-3.49
5230	4.28	4.54	-	-	7.42	9.99	-2.57

Table 547 - FCC Maximum Power Spectral Density Results



Test Configuration			
Frequency Range:	5.150-5.250 GHz	Band:	U-NII-1
Limit Clause(s):	15.407 (a)(1)(iv)	Test Method(s):	C63.10 12.4.2.4 C63.10 12.6
Additional Reference(s):	662911 D01 v02r01 F)2)f)(ii), 662911 D01 v02r01 E)2)b)		
Note(s):	DCCF was added to the spectrum analyser reference level offset.		

DUT Configuration			
Mode:	802.11ac VHT80	Duty Cycle (%):	90.8
Modulation Coding Scheme:	MCS2x1	DCCF (dB):	0.42
Antenna Configuration:	MIMO CDD	Peak Antenna Gain (dBi):	7.01
Active Port(s):	A+B (Core 0 + Core 1)	Active Chain(s):	0+1

Test Frequency (MHz)	PSD (dBm / MHz)					Limit (dBm)	Margin (dB)
	A	B	C	D	Σ		
5210	-0.36	-0.79	-	-	2.44	9.99	-7.55

Table 548 - FCC Maximum Power Spectral Density Results

Test Configuration			
Frequency Range:	5.150-5.250 GHz	Band:	U-NII-1
Limit Clause(s):	15.407 (a)(1)(iv)	Test Method(s):	C63.10 12.4.2.4 C63.10 12.6
Additional Reference(s):	662911 D01 v02r01 F)2)f)(ii), 662911 D01 v02r01 E)2)b)		
Note(s):	DCCF was added to the spectrum analyser reference level offset.		

DUT Configuration			
Mode:	802.11ac VHT160	Duty Cycle (%):	85.5
Modulation Coding Scheme:	MCS2x1	DCCF (dB):	0.68
Antenna Configuration:	MIMO CDD	Peak Antenna Gain (dBi):	7.01
Active Port(s):	A+B (Core 0 + Core 1)	Active Chain(s):	0+1

Test Frequency (MHz)	PSD (dBm / MHz)					Limit (dBm)	Margin (dB)
	A	B	C	D	Σ		
5250	-8.41	-8.71	-	-	-5.55	9.99	-15.54

Table 549 - FCC Maximum Power Spectral Density Results



Test Configuration			
Frequency Range:	5.150-5.250 GHz	Band:	U-NII-1
Limit Clause(s):	15.407 (a)(1)(iv)	Test Method(s):	C63.10 12.4.2.4 C63.10 12.6
Additional Reference(s):	662911 D01 v02r01 F)2)f)(ii), 662911 D01 v02r01 E)2)b)		
Note(s):	DCCF was added to the spectrum analyser reference level offset.		

DUT Configuration			
Mode:	802.11ax HE20 SU	Duty Cycle (%):	96.5
Modulation Coding Scheme:	MCS2x1	DCCF (dB):	0.16
Antenna Configuration:	MIMO CDD	Peak Antenna Gain (dBi):	7.01
Active Port(s):	A+B (Core 0 + Core 1)	Active Chain(s):	0+1

Test Frequency (MHz)	PSD (dBm / MHz)					Limit (dBm)	Margin (dB)
	A	B	C	D	Σ		
5180	4.75	4.65	-	-	7.71	9.99	-2.28
5220	4.57	4.66	-	-	7.62	9.99	-2.36
5240	4.62	4.77	-	-	7.71	9.99	-2.28

Table 550 - FCC Maximum Power Spectral Density Results

Test Configuration			
Frequency Range:	5.150-5.250 GHz	Band:	U-NII-1
Limit Clause(s):	15.407 (a)(1)(iv)	Test Method(s):	C63.10 12.4.2.4 C63.10 12.6
Additional Reference(s):	662911 D01 v02r01 F)2)f)(ii), 662911 D01 v02r01 E)2)b)		
Note(s):	DCCF was added to the spectrum analyser reference level offset.		

DUT Configuration			
Mode:	802.11ax HE40 SU	Duty Cycle (%):	96.3
Modulation Coding Scheme:	MCS2x1	DCCF (dB):	0.16
Antenna Configuration:	MIMO CDD	Peak Antenna Gain (dBi):	7.01
Active Port(s):	A+B (Core 0 + Core 1)	Active Chain(s):	0+1

Test Frequency (MHz)	PSD (dBm / MHz)					Limit (dBm)	Margin (dB)
	A	B	C	D	Σ		
5190	2.52	2.51	-	-	5.53	9.99	-4.46
5230	4.55	4.18	-	-	7.38	9.99	-2.61

Table 551 - FCC Maximum Power Spectral Density Results



Test Configuration			
Frequency Range:	5.150-5.250 GHz	Band:	U-NII-1
Limit Clause(s):	15.407 (a)(1)(iv)	Test Method(s):	C63.10 12.4.2.4 C63.10 12.6
Additional Reference(s):	662911 D01 v02r01 F)2)f)(ii), 662911 D01 v02r01 E)2)b)		
Note(s):	DCCF was added to the spectrum analyser reference level offset.		

DUT Configuration			
Mode:	802.11ax HE80 SU	Duty Cycle (%):	95.8
Modulation Coding Scheme:	MCS2x1	DCCF (dB):	0.19
Antenna Configuration:	MIMO CDD	Peak Antenna Gain (dBi):	7.01
Active Port(s):	A+B (Core 0 + Core 1)	Active Chain(s):	0+1

Test Frequency (MHz)	PSD (dBm / MHz)					Limit (dBm)	Margin (dB)
	A	B	C	D	Σ		
5210	-1.46	-1.48	-	-	1.54	9.99	-8.45

Table 552 - FCC Maximum Power Spectral Density Results

Test Configuration			
Frequency Range:	5.150-5.250 GHz	Band:	U-NII-1
Limit Clause(s):	15.407 (a)(1)(iv)	Test Method(s):	C63.10 12.4.2.4 C63.10 12.6
Additional Reference(s):	662911 D01 v02r01 F)2)f)(ii), 662911 D01 v02r01 E)2)b)		
Note(s):	DCCF was added to the spectrum analyser reference level offset.		

DUT Configuration			
Mode:	802.11ax HE160 SU	Duty Cycle (%):	93.3
Modulation Coding Scheme:	MCS2x1	DCCF (dB):	0.30
Antenna Configuration:	MIMO CDD	Peak Antenna Gain (dBi):	7.01
Active Port(s):	A+B (Core 0 + Core 1)	Active Chain(s):	0+1

Test Frequency (MHz)	PSD (dBm / MHz)					Limit (dBm)	Margin (dB)
	A	B	C	D	Σ		
5250	-7.20	-7.38	-	-	-4.28	9.99	-14.27

Table 553 - FCC Maximum Power Spectral Density Results



Test Configuration			
Frequency Range:	5.150-5.250 GHz	Band:	U-NII-1
Limit Clause(s):	RSS-247 6.2.1.1	Test Method(s):	C63.10 12.4.2.4 C63.10 12.6
Additional Reference(s):	662911 D01 v02r01 F)2)f)(ii), 662911 D01 v02r01 E)2)b)		
Note(s):	DCCF was added to the spectrum analyser reference level offset.		

DUT Configuration			
Mode:	802.11n HT20	Duty Cycle (%):	96.6
Modulation Coding Scheme:	MCS2	DCCF (dB):	0.15
Antenna Configuration:	MIMO CDD	Peak Antenna Gain (dBi):	7.01
Active Port(s):	A+B (Core 0 + Core 1)	Active Chain(s):	0+1

Test Frequency (MHz)	PSD (dBm / MHz)					Gain (dBi)	EIRP (dBm)	EIRP Limit (dBm)	EIRP Margin (dB)
	A	B	C	D	Σ				
5180	-1.66	-2.00	-	-	1.18	7.01	8.19	10.00	-1.81
5220	-1.93	-2.46	-	-	0.83	7.01	7.84	10.00	-2.16
5240	-2.14	-2.22	-	-	0.83	7.01	7.84	10.00	-2.16

Table 554 - ISED Maximum Power Spectral Density Results

Test Configuration			
Frequency Range:	5.150-5.250 GHz	Band:	U-NII-1
Limit Clause(s):	RSS-247 6.2.1.1	Test Method(s):	C63.10 12.4.2.4 C63.10 12.6
Additional Reference(s):	662911 D01 v02r01 F)2)f)(ii), 662911 D01 v02r01 E)2)b)		
Note(s):	DCCF was added to the spectrum analyser reference level offset.		

DUT Configuration			
Mode:	802.11n HT40	Duty Cycle (%):	94.6
Modulation Coding Scheme:	MCS2	DCCF (dB):	0.24
Antenna Configuration:	MIMO CDD	Peak Antenna Gain (dBi):	7.01
Active Port(s):	A+B (Core 0 + Core 1)	Active Chain(s):	0+1

Test Frequency (MHz)	PSD (dBm / MHz)					Gain (dBi)	EIRP (dBm)	EIRP Limit (dBm)	EIRP Margin (dB)
	A	B	C	D	Σ				
5190	-2.52	-2.78	-	-	0.36	7.01	7.37	10.00	-2.63
5230	-2.20	-2.78	-	-	0.53	7.01	7.54	10.00	-2.46

Table 555 - ISED Maximum Power Spectral Density Results



Test Configuration			
Frequency Range:	5.150-5.250 GHz	Band:	U-NII-1
Limit Clause(s):	RSS-247 6.2.1.1	Test Method(s):	C63.10 12.4.2.4 C63.10 12.6
Additional Reference(s):	662911 D01 v02r01 F)2)f(ii), 662911 D01 v02r01 E)2)b)		
Note(s):	DCCF was added to the spectrum analyser reference level offset.		

DUT Configuration			
Mode:	802.11ac VHT80	Duty Cycle (%):	90.7
Modulation Coding Scheme:	MCS2x1	DCCF (dB):	0.42
Antenna Configuration:	MIMO CDD	Peak Antenna Gain (dBi):	7.01
Active Port(s):	A+B (Core 0 + Core 1)	Active Chain(s):	0+1

Test Frequency (MHz)	PSD (dBm / MHz)					Gain (dBi)	EIRP (dBm)	EIRP Limit (dBm)	EIRP Margin (dB)
	A	B	C	D	Σ				
5210	-2.61	-2.65	-	-	0.38	7.01	7.39	10.00	-2.61

Table 556 - ISED Maximum Power Spectral Density Results

Test Configuration			
Frequency Range:	5.150-5.250 GHz	Band:	U-NII-1
Limit Clause(s):	RSS-247 6.2.1.1	Test Method(s):	C63.10 12.4.2.4 C63.10 12.6
Additional Reference(s):	662911 D01 v02r01 F)2)f(ii), 662911 D01 v02r01 E)2)b)		
Note(s):	DCCF was added to the spectrum analyser reference level offset.		

DUT Configuration			
Mode:	802.11ac VHT160	Duty Cycle (%):	85.5
Modulation Coding Scheme:	MCS2x1	DCCF (dB):	0.68
Antenna Configuration:	MIMO CDD	Peak Antenna Gain (dBi):	7.01
Active Port(s):	A+B (Core 0 + Core 1)	Active Chain(s):	0+1

Test Frequency (MHz)	PSD (dBm / MHz)					Gain (dBi)	EIRP (dBm)	EIRP Limit (dBm)	EIRP Margin (dB)
	A	B	C	D	Σ				
5250	-8.41	-8.71	-	-	-5.55	7.01	1.46	10.00	-8.54

Table 557 - ISED Maximum Power Spectral Density Results



Test Configuration			
Frequency Range:	5.150-5.250 GHz	Band:	U-NII-1
Limit Clause(s):	RSS-247 6.2.1.1	Test Method(s):	C63.10 12.4.2.4 C63.10 12.6
Additional Reference(s):	662911 D01 v02r01 F)2)f)(ii), 662911 D01 v02r01 E)2)b)		
Note(s):	DCCF was added to the spectrum analyser reference level offset.		

DUT Configuration			
Mode:	802.11ax HE20 SU	Duty Cycle (%):	96.4
Modulation Coding Scheme:	MCS2x1	DCCF (dB):	0.16
Antenna Configuration:	MIMO CDD	Peak Antenna Gain (dBi):	7.01
Active Port(s):	A+B (Core 0 + Core 1)	Active Chain(s):	0+1

Test Frequency (MHz)	PSD (dBm / MHz)					Gain (dBi)	EIRP (dBm)	EIRP Limit (dBm)	EIRP Margin (dB)
	A	B	C	D	Σ				
5180	-2.07	-2.43	-	-	0.76	7.01	7.78	10.00	-2.22
5220	-1.96	-2.48	-	-	0.80	7.01	7.81	10.00	-2.19
5240	-2.26	-2.42	-	-	0.67	7.01	7.68	10.00	-2.32

Table 558 - ISED Maximum Power Spectral Density Results

Test Configuration			
Frequency Range:	5.150-5.250 GHz	Band:	U-NII-1
Limit Clause(s):	RSS-247 6.2.1.1	Test Method(s):	C63.10 12.4.2.4 C63.10 12.6
Additional Reference(s):	662911 D01 v02r01 F)2)f)(ii), 662911 D01 v02r01 E)2)b)		
Note(s):	DCCF was added to the spectrum analyser reference level offset.		

DUT Configuration			
Mode:	802.11ax HE40 SU	Duty Cycle (%):	96.3
Modulation Coding Scheme:	MCS2x1	DCCF (dB):	0.16
Antenna Configuration:	MIMO CDD	Peak Antenna Gain (dBi):	7.01
Active Port(s):	A+B (Core 0 + Core 1)	Active Chain(s):	0+1

Test Frequency (MHz)	PSD (dBm / MHz)					Gain (dBi)	EIRP (dBm)	EIRP Limit (dBm)	EIRP Margin (dB)
	A	B	C	D	Σ				
5190	-2.31	-3.02	-	-	0.36	7.01	7.37	10.00	-2.63
5230	-2.62	-2.95	-	-	0.22	7.01	7.23	10.00	-2.77

Table 559 - ISED Maximum Power Spectral Density Results



Test Configuration			
Frequency Range:	5.150-5.250 GHz	Band:	U-NII-1
Limit Clause(s):	RSS-247 6.2.1.1	Test Method(s):	C63.10 12.4.2.4 C63.10 12.6
Additional Reference(s):	662911 D01 v02r01 F)2)f(ii), 662911 D01 v02r01 E)2)b)		
Note(s):	DCCF was added to the spectrum analyser reference level offset.		

DUT Configuration			
Mode:	802.11ax HE80 SU	Duty Cycle (%):	95.5
Modulation Coding Scheme:	MCS2x1	DCCF (dB):	0.20
Antenna Configuration:	MIMO CDD	Peak Antenna Gain (dBi):	7.01
Active Port(s):	A+B (Core 0 + Core 1)	Active Chain(s):	0+1

Test Frequency (MHz)	PSD (dBm / MHz)					Gain (dBi)	EIRP (dBm)	EIRP Limit (dBm)	EIRP Margin (dB)
	A	B	C	D	Σ				
5210	-2.46	-2.16	-	-	0.70	7.01	7.72	10.00	-2.28

Table 560 - ISED Maximum Power Spectral Density Results

Test Configuration			
Frequency Range:	5.150-5.250 GHz	Band:	U-NII-1
Limit Clause(s):	RSS-247 6.2.1.1	Test Method(s):	C63.10 12.4.2.4 C63.10 12.6
Additional Reference(s):	662911 D01 v02r01 F)2)f(ii), 662911 D01 v02r01 E)2)b)		
Note(s):	DCCF was added to the spectrum analyser reference level offset.		

DUT Configuration			
Mode:	802.11ax HE160 SU	Duty Cycle (%):	93.3
Modulation Coding Scheme:	MCS2x1	DCCF (dB):	0.30
Antenna Configuration:	MIMO CDD	Peak Antenna Gain (dBi):	7.01
Active Port(s):	A+B (Core 0 + Core 1)	Active Chain(s):	0+1

Test Frequency (MHz)	PSD (dBm / MHz)					Gain (dBi)	EIRP (dBm)	EIRP Limit (dBm)	EIRP Margin (dB)
	A	B	C	D	Σ				
5250	-7.38	-7.62	-	-	-4.49	7.01	2.52	10.00	-7.48

Table 561 - ISED Maximum Power Spectral Density Results



Test Configuration			
Frequency Range:	5.250-5.350 GHz	Band:	U-NII-2A
Limit Clause(s):	15.407 (a)(2) RSS-247 6.2.2.1	Test Method(s):	C63.10 12.4.2.4 C63.10 12.6
Additional Reference(s):	662911 D01 v02r01 F)2)f)(ii), 662911 D01 v02r01 E)2)b)		
Note(s):	DCCF was added to the spectrum analyser reference level offset.		

DUT Configuration			
Mode:	802.11n HT20	Duty Cycle (%):	96.5
Modulation Coding Scheme:	MCS2	DCCF (dB):	0.16
Antenna Configuration:	MIMO CDD	Peak Antenna Gain (dBi):	7.66
Active Port(s):	A+B (Core 0 + Core 1)	Active Chain(s):	0+1

Test Frequency (MHz)	PSD (dBm / MHz)					Limit (dBm)	Margin (dB)
	A	B	C	D	Σ		
5260	4.31	4.25	-	-	7.29	9.34	-2.05
5300	4.21	4.12	-	-	7.18	9.34	-2.16
5320	4.32	3.86	-	-	7.11	9.34	-2.23

Table 562 - FCC Maximum Power Spectral Density Results

Test Frequency (MHz)	PSD (dBm / MHz)					Limit (dBm)	Margin (dB)
	A	B	C	D	Σ		
5260	4.31	4.25	-	-	7.29	11.00	-3.71
5300	4.21	4.12	-	-	7.18	11.00	-3.82
5320	4.32	3.86	-	-	7.11	11.00	-3.89

Table 563 - ISED Maximum Power Spectral Density Results



Test Configuration			
Frequency Range:	5.250-5.350 GHz	Band:	U-NII-2A
Limit Clause(s):	15.407 (a)(2) RSS-247 6.2.2.1	Test Method(s):	C63.10 12.4.2.4 C63.10 12.6
Additional Reference(s):	662911 D01 v02r01 F)2)f)(ii), 662911 D01 v02r01 E)2)b)		
Note(s):	DCCF was added to the spectrum analyser reference level offset.		

DUT Configuration			
Mode:	802.11n HT40	Duty Cycle (%):	93.9
Modulation Coding Scheme:	MCS2	DCCF (dB):	0.28
Antenna Configuration:	MIMO CDD	Peak Antenna Gain (dBi):	7.66
Active Port(s):	A+B (Core 0 + Core 1)	Active Chain(s):	0+1

Test Frequency (MHz)	PSD (dBm / MHz)					Limit (dBm)	Margin (dB)
	A	B	C	D	Σ		
5270	3.76	3.82	-	-	6.80	9.34	-2.54
5310	1.63	1.37	-	-	4.51	9.34	-4.83

Table 564 - FCC Maximum Power Spectral Density Results

Test Frequency (MHz)	PSD (dBm / MHz)					Limit (dBm)	Margin (dB)
	A	B	C	D	Σ		
5270	3.76	3.82	-	-	6.80	11.00	-4.20
5310	1.63	1.37	-	-	4.51	11.00	-6.49

Table 565 - ISED Maximum Power Spectral Density Results



Test Configuration			
Frequency Range:	5.250-5.350 GHz	Band:	U-NII-2A
Limit Clause(s):	15.407 (a)(2) RSS-247 6.2.2.1	Test Method(s):	C63.10 12.4.2.4 C63.10 12.6
Additional Reference(s):	662911 D01 v02r01 F)2)f(ii), 662911 D01 v02r01 E)2)b)		
Note(s):	DCCF was added to the spectrum analyser reference level offset.		

DUT Configuration			
Mode:	802.11ac VHT80	Duty Cycle (%):	89.2
Modulation Coding Scheme:	MCS2x1	DCCF (dB):	0.50
Antenna Configuration:	MIMO CDD	Peak Antenna Gain (dBi):	7.66
Active Port(s):	A+B (Core 0 + Core 1)	Active Chain(s):	0+1

Test Frequency (MHz)	PSD (dBm / MHz)					Limit (dBm)	Margin (dB)
	A	B	C	D	Σ		
5290	-3.35	-3.30	-	-	-0.31	9.34	-9.65

Table 566 - FCC Maximum Power Spectral Density Results

Test Frequency (MHz)	PSD (dBm / MHz)					Limit (dBm)	Margin (dB)
	A	B	C	D	Σ		
5290	-3.35	-3.30	-	-	-0.31	11.00	-11.31

Table 567 - ISED Maximum Power Spectral Density Results



Test Configuration			
Frequency Range:	5.250-5.350 GHz	Band:	U-NII-2A
Limit Clause(s):	15.407 (a)(2) RSS-247 6.2.2.1	Test Method(s):	C63.10 12.4.2.4 C63.10 12.6
Additional Reference(s):	662911 D01 v02r01 F)2)f)(ii), 662911 D01 v02r01 E)2)b)		
Note(s):	DCCF was added to the spectrum analyser reference level offset.		

DUT Configuration			
Mode:	802.11ac VHT160	Duty Cycle (%):	85.5
Modulation Coding Scheme:	MCS2x1	DCCF (dB):	0.68
Antenna Configuration:	MIMO CDD	Peak Antenna Gain (dBi):	7.66
Active Port(s):	A+B (Core 0 + Core 1)	Active Chain(s):	0+1

Test Frequency (MHz)	PSD (dBm / MHz)					Limit (dBm)	Margin (dB)
	A	B	C	D	Σ		
5250	-8.23	-8.19	-	-	-5.20	9.34	-14.54

Table 568 - FCC Maximum Power Spectral Density Results

Test Frequency (MHz)	PSD (dBm / MHz)					Limit (dBm)	Margin (dB)
	A	B	C	D	Σ		
5250	-8.23	-8.19	-	-	-5.20	11.00	-16.20

Table 569 - ISED Maximum Power Spectral Density Results



Test Configuration			
Frequency Range:	5.250-5.350 GHz	Band:	U-NII-2A
Limit Clause(s):	15.407 (a)(2) RSS-247 6.2.2.1	Test Method(s):	C63.10 12.4.2.4 C63.10 12.6
Additional Reference(s):	662911 D01 v02r01 F)2)f)(ii), 662911 D01 v02r01 E)2)b)		
Note(s):	DCCF was added to the spectrum analyser reference level offset.		

DUT Configuration			
Mode:	802.11ax HE20 SU	Duty Cycle (%):	95.6
Modulation Coding Scheme:	MCS2x1	DCCF (dB):	0.19
Antenna Configuration:	MIMO CDD	Peak Antenna Gain (dBi):	7.66
Active Port(s):	A+B (Core 0 + Core 1)	Active Chain(s):	0+1

Test Frequency (MHz)	PSD (dBm / MHz)					Limit (dBm)	Margin (dB)
	A	B	C	D	Σ		
5260	4.05	4.22	-	-	7.15	9.34	-2.19
5300	3.59	3.63	-	-	6.62	9.34	-2.72
5320	3.79	3.70	-	-	6.76	9.34	-2.58

Table 570 - FCC Maximum Power Spectral Density Results

Test Frequency (MHz)	PSD (dBm / MHz)					Limit (dBm)	Margin (dB)
	A	B	C	D	Σ		
5260	4.05	4.22	-	-	7.15	11.00	-3.85
5300	3.59	3.63	-	-	6.62	11.00	-4.38
5320	3.79	3.70	-	-	6.76	11.00	-4.24

Table 571 - ISED Maximum Power Spectral Density Results



Test Configuration			
Frequency Range:	5.250-5.350 GHz	Band:	U-NII-2A
Limit Clause(s):	15.407 (a)(2) RSS-247 6.2.2.1	Test Method(s):	C63.10 12.4.2.4 C63.10 12.6
Additional Reference(s):	662911 D01 v02r01 F)2)f)(ii), 662911 D01 v02r01 E)2)b)		
Note(s):	DCCF was added to the spectrum analyser reference level offset.		

DUT Configuration			
Mode:	802.11ax HE40 SU	Duty Cycle (%):	95.8
Modulation Coding Scheme:	MCS2x1	DCCF (dB):	0.19
Antenna Configuration:	MIMO CDD	Peak Antenna Gain (dBi):	7.66
Active Port(s):	A+B (Core 0 + Core 1)	Active Chain(s):	0+1

Test Frequency (MHz)	PSD (dBm / MHz)					Limit (dBm)	Margin (dB)
	A	B	C	D	Σ		
5270	3.60	3.44	-	-	6.53	9.34	-2.81
5310	0.55	0.60	-	-	3.59	9.34	-5.75

Table 572 - FCC Maximum Power Spectral Density Results

Test Frequency (MHz)	PSD (dBm / MHz)					Limit (dBm)	Margin (dB)
	A	B	C	D	Σ		
5270	3.60	3.44	-	-	6.53	11.00	-4.47
5310	0.55	0.60	-	-	3.59	11.00	-7.41

Table 573 - ISED Maximum Power Spectral Density Results



Test Configuration			
Frequency Range:	5.250-5.350 GHz	Band:	U-NII-2A
Limit Clause(s):	15.407 (a)(2) RSS-247 6.2.2.1	Test Method(s):	C63.10 12.4.2.4 C63.10 12.6
Additional Reference(s):	662911 D01 v02r01 F)2)f)(ii), 662911 D01 v02r01 E)2)b)		
Note(s):	DCCF was added to the spectrum analyser reference level offset.		

DUT Configuration			
Mode:	802.11ax HE80 SU	Duty Cycle (%):	95.5
Modulation Coding Scheme:	MCS2x1	DCCF (dB):	0.20
Antenna Configuration:	MIMO CDD	Peak Antenna Gain (dBi):	7.66
Active Port(s):	A+B (Core 0 + Core 1)	Active Chain(s):	0+1

Test Frequency (MHz)	PSD (dBm / MHz)					Limit (dBm)	Margin (dB)
	A	B	C	D	Σ		
5290	-3.62	-4.09	-	-	-0.84	9.34	-10.18

Table 574 - FCC Maximum Power Spectral Density Results

Test Frequency (MHz)	PSD (dBm / MHz)					Limit (dBm)	Margin (dB)
	A	B	C	D	Σ		
5290	-3.62	-4.09	-	-	-0.84	11.00	-11.84

Table 575 - ISED Maximum Power Spectral Density Results



Test Configuration			
Frequency Range:	5.250-5.350 GHz	Band:	U-NII-2A
Limit Clause(s):	15.407 (a)(2)	Test Method(s):	C63.10 12.4.2.4 C63.10 12.6
Additional Reference(s):	662911 D01 v02r01 F)2)f)(ii), 662911 D01 v02r01 E)2)b)		
Note(s):	DCCF was added to the spectrum analyser reference level offset.		

DUT Configuration			
Mode:	802.11ax HE160 SU	Duty Cycle (%):	93.3
Modulation Coding Scheme:	MCS2x1	DCCF (dB):	0.30
Antenna Configuration:	MIMO CDD	Peak Antenna Gain (dBi):	7.66
Active Port(s):	A+B (Core 0 + Core 1)	Active Chain(s):	0+1

Test Frequency (MHz)	PSD (dBm / MHz)					Limit (dBm)	Margin (dB)
	A	B	C	D	Σ		
5250	-7.20	-7.21	-	-	-4.19	9.34	-13.53

Table 576 - FCC Maximum Power Spectral Density Results

Test Frequency (MHz)	PSD (dBm / MHz)					Limit (dBm)	Margin (dB)
	A	B	C	D	Σ		
5250	-7.26	-7.10	-	-	-4.16	11.00	-15.16

Table 577 - ISED Maximum Power Spectral Density Results



Test Configuration			
Frequency Range:	5.470-5.725 GHz	Band:	U-NII-2C
Limit Clause(s):	15.407 (a)(2) RSS-247 6.2.3.1	Test Method(s):	C63.10 12.4.2.4 C63.10 12.6
Additional Reference(s):	662911 D01 v02r01 F)2)f)(ii), 662911 D01 v02r01 E)2)b)		
Note(s):	DCCF was added to the spectrum analyser reference level offset.		

DUT Configuration			
Mode:	802.11n HT20	Duty Cycle (%):	96.4
Modulation Coding Scheme:	MCS2	DCCF (dB):	0.16
Antenna Configuration:	MIMO CDD	Peak Antenna Gain (dBi):	6.61
Active Port(s):	A+B (Core 0 + Core 1)	Active Chain(s):	0+1

Test Frequency (MHz)	PSD (dBm / MHz)					Limit (dBm)	Margin (dB)
	A	B	C	D	Σ		
5500	5.97	5.40	-	-	8.71	10.39	-1.68
5580	5.64	5.75	-	-	8.71	10.39	-1.68
5700	5.46	5.38	-	-	8.43	10.39	-1.96
5720	4.95	5.63	-	-	8.31	10.39	-2.08

Table 578 - FCC Maximum Power Spectral Density Results

Test Frequency (MHz)	PSD (dBm / MHz)					Limit (dBm)	Margin (dB)
	A	B	C	D	Σ		
5500	5.97	5.40	-	-	8.71	11.00	-2.29
5580	5.64	5.75	-	-	8.71	11.00	-2.29
5700	5.46	5.38	-	-	8.43	11.00	-2.57
5720	4.95	5.63	-	-	8.31	11.00	-2.69

Table 579 - ISED Maximum Power Spectral Density Results



Test Configuration			
Frequency Range:	5.470-5.725 GHz	Band:	U-NII-2C
Limit Clause(s):	15.407 (a)(2) RSS-247 6.2.3.1	Test Method(s):	C63.10 12.4.2.4 C63.10 12.6
Additional Reference(s):	662911 D01 v02r01 F)2)f)(ii), 662911 D01 v02r01 E)2)b)		
Note(s):	DCCF was added to the spectrum analyser reference level offset.		

DUT Configuration			
Mode:	802.11n HT40	Duty Cycle (%):	93.7
Modulation Coding Scheme:	MCS2	DCCF (dB):	0.28
Antenna Configuration:	MIMO CDD	Peak Antenna Gain (dBi):	6.61
Active Port(s):	A+B (Core 0 + Core 1)	Active Chain(s):	0+1

Test Frequency (MHz)	PSD (dBm / MHz)					Limit (dBm)	Margin (dB)
	A	B	C	D	Σ		
5510	2.09	2.24	-	-	5.17	10.39	-5.22
5550	4.89	4.84	-	-	7.87	10.39	-2.52
5670	4.66	4.44	-	-	7.56	10.39	-2.83
5710	4.97	5.50	-	-	8.25	10.39	-2.14

Table 580 - FCC Maximum Power Spectral Density Results

Test Frequency (MHz)	PSD (dBm / MHz)					Limit (dBm)	Margin (dB)
	A	B	C	D	Σ		
5510	2.09	2.24	-	-	5.17	11.00	-5.83
5550	4.89	4.84	-	-	7.87	11.00	-3.13
5670	4.66	4.44	-	-	7.56	11.00	-3.44
5710	4.97	5.50	-	-	8.25	11.00	-2.75

Table 581 - ISED Maximum Power Spectral Density Results



Test Configuration			
Frequency Range:	5.470-5.725 GHz	Band:	U-NII-2C
Limit Clause(s):	15.407 (a)(2) RSS-247 6.2.3.1	Test Method(s):	C63.10 12.4.2.4 C63.10 12.6
Additional Reference(s):	662911 D01 v02r01 F)2)f)(ii), 662911 D01 v02r01 E)2)b)		
Note(s):	DCCF was added to the spectrum analyser reference level offset.		

DUT Configuration			
Mode:	802.11ac VHT80	Duty Cycle (%):	88.5
Modulation Coding Scheme:	MCS2x1	DCCF (dB):	0.53
Antenna Configuration:	MIMO CDD	Peak Antenna Gain (dBi):	6.61
Active Port(s):	A+B (Core 0 + Core 1)	Active Chain(s):	0+1

Test Frequency (MHz)	PSD (dBm / MHz)					Limit (dBm)	Margin (dB)
	A	B	C	D	Σ		
5530	-1.71	-2.15	-	-	1.09	10.39	-9.30
5610	3.04	3.13	-	-	6.10	10.39	-4.29
5690	3.31	3.37	-	-	6.35	10.39	-4.04

Table 582 - FCC Maximum Power Spectral Density Results

Test Frequency (MHz)	PSD (dBm / MHz)					Limit (dBm)	Margin (dB)
	A	B	C	D	Σ		
5530	-1.71	-2.15	-	-	1.09	11.00	-9.91
5690	3.31	3.37	-	-	6.35	11.00	-4.65

Table 583 - ISED Maximum Power Spectral Density Results



Test Configuration			
Frequency Range:	5.470-5.725 GHz	Band:	U-NII-2C
Limit Clause(s):	15.407 (a)(2) RSS-247 6.2.3.1	Test Method(s):	C63.10 12.4.2.4 C63.10 12.6
Additional Reference(s):	662911 D01 v02r01 F)2)f)(ii), 662911 D01 v02r01 E)2)b)		
Note(s):	DCCF was added to the spectrum analyser reference level offset.		

DUT Configuration			
Mode:	802.11ac VHT160	Duty Cycle (%):	84.1
Modulation Coding Scheme:	MCS2x1	DCCF (dB):	0.75
Antenna Configuration:	MIMO CDD	Peak Antenna Gain (dBi):	6.61
Active Port(s):	A+B (Core 0 + Core 1)	Active Chain(s):	0+1

Test Frequency (MHz)	PSD (dBm / MHz)					Limit (dBm)	Margin (dB)
	A	B	C	D	Σ		
5570	-6.84	-6.85	-	-	-3.83	10.39	-14.22

Table 584 - FCC Maximum Power Spectral Density Results



Test Configuration			
Frequency Range:	5.470-5.725 GHz	Band:	U-NII-2C
Limit Clause(s):	15.407 (a)(2) RSS-247 6.2.3.1	Test Method(s):	C63.10 12.4.2.4 C63.10 12.6
Additional Reference(s):	662911 D01 v02r01 F)2)f)(ii), 662911 D01 v02r01 E)2)b)		
Note(s):	DCCF was added to the spectrum analyser reference level offset.		

DUT Configuration			
Mode:	802.11ax HE20 SU	Duty Cycle (%):	95.6
Modulation Coding Scheme:	MCS2x1	DCCF (dB):	0.19
Antenna Configuration:	MIMO CDD	Peak Antenna Gain (dBi):	6.61
Active Port(s):	A+B (Core 0 + Core 1)	Active Chain(s):	0+1

Test Frequency (MHz)	PSD (dBm / MHz)					Limit (dBm)	Margin (dB)
	A	B	C	D	Σ		
5500	5.39	5.30	-	-	8.36	10.39	-2.03
5580	5.64	5.37	-	-	8.52	10.39	-1.87
5700	3.66	2.90	-	-	6.31	10.39	-4.08
5720	4.78	5.37	-	-	8.10	10.39	-2.29

Table 585 - FCC Maximum Power Spectral Density Results

Test Frequency (MHz)	PSD (dBm / MHz)					Limit (dBm)	Margin (dB)
	A	B	C	D	Σ		
5500	5.39	5.30	-	-	8.36	11.00	-2.64
5580	5.64	5.37	-	-	8.52	11.00	-2.48
5700	3.66	2.90	-	-	6.31	11.00	-4.69
5720	4.78	5.37	-	-	8.10	11.00	-2.90

Table 586 - ISED Maximum Power Spectral Density Results



Test Configuration			
Frequency Range:	5.470-5.725 GHz	Band:	U-NII-2C
Limit Clause(s):	15.407 (a)(2) RSS-247 6.2.3.1	Test Method(s):	C63.10 12.4.2.4 C63.10 12.6
Additional Reference(s):	662911 D01 v02r01 F)2)f)(ii), 662911 D01 v02r01 E)2)b)		
Note(s):	DCCF was added to the spectrum analyser reference level offset.		

DUT Configuration			
Mode:	802.11ax HE40 SU	Duty Cycle (%):	95.7
Modulation Coding Scheme:	MCS2x1	DCCF (dB):	0.19
Antenna Configuration:	MIMO CDD	Peak Antenna Gain (dBi):	6.61
Active Port(s):	A+B (Core 0 + Core 1)	Active Chain(s):	0+1

Test Frequency (MHz)	PSD (dBm / MHz)					Limit (dBm)	Margin (dB)
	A	B	C	D	Σ		
5510	2.09	2.22	-	-	5.16	10.39	-5.22
5550	5.16	5.05	-	-	8.12	10.39	-2.27
5670	3.56	3.68	-	-	6.63	10.39	-3.76
5710	4.97	4.99	-	-	7.99	10.39	-2.40

Table 587 - FCC Maximum Power Spectral Density Results

Test Frequency (MHz)	PSD (dBm / MHz)					Limit (dBm)	Margin (dB)
	A	B	C	D	Σ		
5510	2.09	2.22	-	-	5.16	11.00	-5.84
5550	5.16	5.05	-	-	8.12	11.00	-2.88
5670	3.56	3.68	-	-	6.63	11.00	-4.37
5710	4.97	4.99	-	-	7.99	11.00	-3.01

Table 588 - ISED Maximum Power Spectral Density Results



Test Configuration			
Frequency Range:	5.470-5.725 GHz	Band:	U-NII-2C
Limit Clause(s):	15.407 (a)(2) RSS-247 6.2.3.1	Test Method(s):	C63.10 12.4.2.4 C63.10 12.6
Additional Reference(s):	662911 D01 v02r01 F)2)f)(ii), 662911 D01 v02r01 E)2)b)		
Note(s):	DCCF was added to the spectrum analyser reference level offset.		

DUT Configuration			
Mode:	802.11ax HE80 SU	Duty Cycle (%):	95.3
Modulation Coding Scheme:	MCS2x1	DCCF (dB):	0.21
Antenna Configuration:	MIMO CDD	Peak Antenna Gain (dBi):	6.61
Active Port(s):	A+B (Core 0 + Core 1)	Active Chain(s):	0+1

Test Frequency (MHz)	PSD (dBm / MHz)					Limit (dBm)	Margin (dB)
	A	B	C	D	Σ		
5530	-1.82	-2.02	-	-	1.09	10.39	-9.30
5610	2.69	2.74	-	-	5.72	10.39	-4.67
5690	3.64	3.47	-	-	6.57	10.39	-3.82

Table 589 - FCC Maximum Power Spectral Density Results

Test Frequency (MHz)	PSD (dBm / MHz)					Limit (dBm)	Margin (dB)
	A	B	C	D	Σ		
5530	-1.82	-2.02	-	-	1.09	11.00	-9.91
5690	3.64	3.47	-	-	6.57	11.00	-4.43

Table 590 - ISED Maximum Power Spectral Density Results



Test Configuration			
Frequency Range:	5.470-5.725 GHz	Band:	U-NII-2C
Limit Clause(s):	15.407 (a)(2) RSS-247 6.2.3.1	Test Method(s):	C63.10 12.4.2.4 C63.10 12.6
Additional Reference(s):	662911 D01 v02r01 F)2)f)(ii), 662911 D01 v02r01 E)2)b)		
Note(s):	DCCF was added to the spectrum analyser reference level offset.		

DUT Configuration			
Mode:	802.11ax HE160 SU	Duty Cycle (%):	92.7
Modulation Coding Scheme:	MCS2x1	DCCF (dB):	0.33
Antenna Configuration:	MIMO CDD	Peak Antenna Gain (dBi):	6.61
Active Port(s):	A+B (Core 0 + Core 1)	Active Chain(s):	0+1

Test Frequency (MHz)	PSD (dBm / MHz)					Limit (dBm)	Margin (dB)
	A	B	C	D	Σ		
5570	-7.27	-7.17	-	-	-4.21	10.39	-14.60

Table 591 - FCC Maximum Power Spectral Density Results

Test Configuration			
Frequency Range:	5.725-5.850 GHz	Band:	U-NII-3
Limit Clause(s):	15.407 (a)(3) RSS-247 6.2.4.1	Test Method(s):	C63.10 12.4.2.4 C63.10 12.6
Additional Reference(s):	662911 D01 v02r01 F)2)f)(ii), 662911 D01 v02r01 E)2)b)		
Note(s):	DCCF was added to the spectrum analyser reference level offset.		

DUT Configuration			
Mode:	802.11n HT20	Duty Cycle (%):	96.6
Modulation Coding Scheme:	MCS2	DCCF (dB):	0.15
Antenna Configuration:	MIMO CDD	Peak Antenna Gain (dBi):	6.61
Active Port(s):	A+B (Core 0 + Core 1)	Active Chain(s):	0+1

Test Frequency (MHz)	PSD (dBm / 500 kHz)					Limit (dBm)	Margin (dB)
	A	B	C	D	Σ		
5720	-0.08	0.65	-	-	3.31	29.39	-26.08
5745	8.03	8.09	-	-	11.07	29.79	-18.72
5785	7.84	7.81	-	-	10.84	29.79	-18.95
5825	8.01	8.12	-	-	11.08	29.79	-18.71

Table 592 - Maximum Power Spectral Density Results



Test Configuration			
Frequency Range:	5.725-5.850 GHz	Band:	U-NII-3
Limit Clause(s):	15.407 (a)(3) RSS-247 6.2.4.1	Test Method(s):	C63.10 12.4.2.4 C63.10 12.6
Additional Reference(s):	662911 D01 v02r01 F)2)f)(ii), 662911 D01 v02r01 E)2)b)		
Note(s):	DCCF was added to the spectrum analyser reference level offset.		

DUT Configuration			
Mode:	802.11n HT40	Duty Cycle (%):	93.9
Modulation Coding Scheme:	MCS2	DCCF (dB):	0.27
Antenna Configuration:	MIMO CDD	Peak Antenna Gain (dBi):	6.61
Active Port(s):	A+B (Core 0 + Core 1)	Active Chain(s):	0+1

Test Frequency (MHz)	PSD (dBm / 500 kHz)					Limit (dBm)	Margin (dB)
	A	B	C	D	Σ		
5710	-1.15	-0.81	-	-	2.04	29.39	-27.35
5755	5.29	5.18	-	-	8.25	29.79	-21.54
5795	4.92	4.99	-	-	7.96	29.79	-21.83

Table 593 - Maximum Power Spectral Density Results

Test Configuration			
Frequency Range:	5.725-5.850 GHz	Band:	U-NII-3
Limit Clause(s):	15.407 (a)(3) RSS-247 6.2.4.1	Test Method(s):	C63.10 12.4.2.4 C63.10 12.6
Additional Reference(s):	662911 D01 v02r01 F)2)f)(ii), 662911 D01 v02r01 E)2)b)		
Note(s):	DCCF was added to the spectrum analyser reference level offset.		

DUT Configuration			
Mode:	802.11ac VHT80	Duty Cycle (%):	89.2
Modulation Coding Scheme:	MCS2x1	DCCF (dB):	0.49
Antenna Configuration:	MIMO CDD	Peak Antenna Gain (dBi):	6.61
Active Port(s):	A+B (Core 0 + Core 1)	Active Chain(s):	0+1

Test Frequency (MHz)	PSD (dBm / 500 kHz)					Limit (dBm)	Margin (dB)
	A	B	C	D	Σ		
5690	-3.20	-3.19	-	-	-0.18	29.39	-29.57
5775	1.21	1.22	-	-	4.23	29.79	-25.56

Table 594 - Maximum Power Spectral Density Results



Test Configuration			
Frequency Range:	5.725-5.850 GHz	Band:	U-NII-3
Limit Clause(s):	15.407 (a)(3) RSS-247 6.2.4.1	Test Method(s):	C63.10 12.4.2.4 C63.10 12.6
Additional Reference(s):	662911 D01 v02r01 F)2)f)(ii), 662911 D01 v02r01 E)2)b)		
Note(s):	DCCF was added to the spectrum analyser reference level offset.		

DUT Configuration			
Mode:	802.11ax HE20 SU	Duty Cycle (%):	95.9
Modulation Coding Scheme:	MCS2x1	DCCF (dB):	0.18
Antenna Configuration:	MIMO CDD	Peak Antenna Gain (dBi):	6.61
Active Port(s):	A+B (Core 0 + Core 1)	Active Chain(s):	0+1

Test Frequency (MHz)	PSD (dBm / 500 kHz)					Limit (dBm)	Margin (dB)
	A	B	C	D	Σ		
5720	0.40	0.49	-	-	3.46	29.39	-25.93
5745	7.87	7.86	-	-	10.87	29.79	-18.92
5785	8.15	8.12	-	-	11.15	29.79	-18.64
5825	7.77	7.87	-	-	10.83	29.79	-18.96

Table 595 - Maximum Power Spectral Density Results

Test Configuration			
Frequency Range:	5.725-5.850 GHz	Band:	U-NII-3
Limit Clause(s):	15.407 (a)(3) RSS-247 6.2.4.1	Test Method(s):	C63.10 12.4.2.4 C63.10 12.6
Additional Reference(s):	662911 D01 v02r01 F)2)f)(ii), 662911 D01 v02r01 E)2)b)		
Note(s):	DCCF was added to the spectrum analyser reference level offset.		

DUT Configuration			
Mode:	802.11ax HE40 SU	Duty Cycle (%):	95.8
Modulation Coding Scheme:	MCS2x1	DCCF (dB):	0.19
Antenna Configuration:	MIMO CDD	Peak Antenna Gain (dBi):	6.61
Active Port(s):	A+B (Core 0 + Core 1)	Active Chain(s):	0+1

Test Frequency (MHz)	PSD (dBm / 500 kHz)					Limit (dBm)	Margin (dB)
	A	B	C	D	Σ		
5710	-1.39	-1.39	-	-	1.62	29.39	-27.77
5755	4.64	5.02	-	-	7.84	29.79	-21.95
5795	4.82	4.80	-	-	7.82	29.79	-21.97

Table 596 - Maximum Power Spectral Density Results



Test Configuration			
Frequency Range:	5.725-5.850 GHz	Band:	U-NII-3
Limit Clause(s):	15.407 (a)(3) RSS-247 6.2.4.1	Test Method(s):	C63.10 12.4.2.4 C63.10 12.6
Additional Reference(s):	662911 D01 v02r01 F)2)f)(ii), 662911 D01 v02r01 E)2)b)		
Note(s):	DCCF was added to the spectrum analyser reference level offset.		

DUT Configuration			
Mode:	802.11ax HE80 SU	Duty Cycle (%):	95.6
Modulation Coding Scheme:	MCS2x1	DCCF (dB):	0.20
Antenna Configuration:	MIMO CDD	Peak Antenna Gain (dBi):	6.61
Active Port(s):	A+B (Core 0 + Core 1)	Active Chain(s):	0+1

Test Frequency (MHz)	PSD (dBm / 500 kHz)					Limit (dBm)	Margin (dB)
	A	B	C	D	Σ		
5690	-3.67	-3.10	-	-	-0.37	29.39	-29.76
5775	0.99	0.71	-	-	3.86	29.79	-25.93

Table 597 - Maximum Power Spectral Density Results

Test Configuration			
Frequency Range:	5.150-5.250 GHz	Band:	U-NII-1
Limit Clause(s):	15.407 (a)(1)(iv)	Test Method(s):	C63.10 12.4.2.4 C63.10 12.6
Additional Reference(s):	662911 D01 v02r01 F)2)f)(ii), 662911 D01 v02r01 E)2)b)		
Note(s):	DCCF was added to the spectrum analyser reference level offset.		

DUT Configuration			
Mode:	802.11ax HE20 RU26	Duty Cycle (%):	97.5
Modulation Coding Scheme:	MCS2x1	DCCF (dB):	0.11
Antenna Configuration:	MIMO CDD	Peak Antenna Gain (dBi):	7.01
Active Port(s):	A+B (Core 0 + Core 1)	Active Chain(s):	0+1

Test Frequency (MHz)	PSD (dBm / MHz)					Limit (dBm)	Margin (dB)
	A	B	C	D	Σ		
5180 (RU26.0)	4.25	4.39	-	-	7.33	9.99	-2.66
5220 (RU26.0)	4.51	4.21	-	-	7.37	9.99	-2.62
5240 (RU26.8)	4.70	4.19	-	-	7.46	9.99	-2.53

Table 598 - FCC Maximum Power Spectral Density Results



Test Configuration			
Frequency Range:	5.150-5.250 GHz	Band:	U-NII-1
Limit Clause(s):	15.407 (a)(1)(iv)	Test Method(s):	C63.10 12.4.2.4 C63.10 12.6
Additional Reference(s):	662911 D01 v02r01 F)2)f)(ii), 662911 D01 v02r01 E)2)b)		
Note(s):	DCCF was added to the spectrum analyser reference level offset.		

DUT Configuration			
Mode:	802.11ax HE20 RU52	Duty Cycle (%):	97.2
Modulation Coding Scheme:	MCS2x1	DCCF (dB):	0.12
Antenna Configuration:	MIMO CDD	Peak Antenna Gain (dBi):	7.01
Active Port(s):	A+B (Core 0 + Core 1)	Active Chain(s):	0+1

Test Frequency (MHz)	PSD (dBm / MHz)					Limit (dBm)	Margin (dB)
	A	B	C	D	Σ		
5180 (RU52.37)	4.94	4.81	-	-	7.88	9.99	-2.11
5220 (RU52.37)	4.86	4.90	-	-	7.89	9.99	-2.10
5240 (RU52.40)	4.58	4.74	-	-	7.67	9.99	-2.32

Table 599 - FCC Maximum Power Spectral Density Results

Test Configuration			
Frequency Range:	5.150-5.250 GHz	Band:	U-NII-1
Limit Clause(s):	15.407 (a)(1)(iv)	Test Method(s):	C63.10 12.4.2.4 C63.10 12.6
Additional Reference(s):	662911 D01 v02r01 F)2)f)(ii), 662911 D01 v02r01 E)2)b)		
Note(s):	DCCF was added to the spectrum analyser reference level offset.		

DUT Configuration			
Mode:	802.11ax HE20 RU106	Duty Cycle (%):	97.6
Modulation Coding Scheme:	MCS2x1	DCCF (dB):	0.11
Antenna Configuration:	MIMO CDD	Peak Antenna Gain (dBi):	7.01
Active Port(s):	A+B (Core 0 + Core 1)	Active Chain(s):	0+1

Test Frequency (MHz)	PSD (dBm / MHz)					Limit (dBm)	Margin (dB)
	A	B	C	D	Σ		
5180 (RU106.53)	4.40	5.08	-	-	7.77	9.99	-2.22
5220 (RU106.53)	4.55	5.02	-	-	7.80	9.99	-2.19
5240 (RU106.54)	4.77	5.00	-	-	7.90	9.99	-2.09

Table 600 - FCC Maximum Power Spectral Density Results



Test Configuration			
Frequency Range:	5.150-5.250 GHz	Band:	U-NII-1
Limit Clause(s):	RSS-247 6.2.1.1	Test Method(s):	C63.10 12.4.2.4 C63.10 12.6
Additional Reference(s):	662911 D01 v02r01 F)2)f)(ii), 662911 D01 v02r01 E)2)b)		
Note(s):	DCCF was added to the spectrum analyser reference level offset.		

DUT Configuration			
Mode:	802.11ax HE20 RU26	Duty Cycle (%):	97.5
Modulation Coding Scheme:	MCS2x1	DCCF (dB):	0.11
Antenna Configuration:	MIMO CDD	Peak Antenna Gain (dBi):	7.01
Active Port(s):	A+B (Core 0 + Core 1)	Active Chain(s):	0+1

Test Frequency (MHz)	PSD (dBm / MHz)					Gain (dBi)	EIRP (dBm)	EIRP Limit (dBm)	EIRP Margin (dB)
	A	B	C	D	Σ				
5180 (RU26.0)	-3.37	-2.98	-	-	-0.16	7.01	6.85	10.00	-3.15
5220 (RU26.0)	-2.52	-2.91	-	-	0.30	7.01	7.31	10.00	-2.69
5240 (RU26.8)	-2.71	-3.46	-	-	-0.06	7.01	6.95	10.00	-3.05

Table 601 - ISED Maximum Power Spectral Density Results

Test Configuration			
Frequency Range:	5.150-5.250 GHz	Band:	U-NII-1
Limit Clause(s):	RSS-247 6.2.1.1	Test Method(s):	C63.10 12.4.2.4 C63.10 12.6
Additional Reference(s):	662911 D01 v02r01 F)2)f)(ii), 662911 D01 v02r01 E)2)b)		
Note(s):	DCCF was added to the spectrum analyser reference level offset.		

DUT Configuration			
Mode:	802.11ax HE20 RU52	Duty Cycle (%):	97.3
Modulation Coding Scheme:	MCS2x1	DCCF (dB):	0.12
Antenna Configuration:	MIMO CDD	Peak Antenna Gain (dBi):	7.01
Active Port(s):	A+B (Core 0 + Core 1)	Active Chain(s):	0+1

Test Frequency (MHz)	PSD (dBm / MHz)					Gain (dBi)	EIRP (dBm)	EIRP Limit (dBm)	EIRP Margin (dB)
	A	B	C	D	Σ				
5180 (RU52.37)	-2.43	-2.19	-	-	0.70	7.01	7.72	10.00	-2.28
5220 (RU52.37)	-2.18	-2.10	-	-	0.87	7.01	7.88	10.00	-2.12
5240 (RU52.40)	-2.27	-2.34	-	-	0.70	7.01	7.71	10.00	-2.29

Table 602 - ISED Maximum Power Spectral Density Results



Test Configuration			
Frequency Range:	5.150-5.250 GHz	Band:	U-NII-1
Limit Clause(s):	RSS-247 6.2.1.1	Test Method(s):	C63.10 12.4.2.4 C63.10 12.6
Additional Reference(s):	662911 D01 v02r01 F)2)f)(ii), 662911 D01 v02r01 E)2)b)		
Note(s):	DCCF was added to the spectrum analyser reference level offset.		

DUT Configuration			
Mode:	802.11ax HE20 RU106	Duty Cycle (%):	98.3
Modulation Coding Scheme:	MCS2x1	DCCF (dB):	0.08
Antenna Configuration:	MIMO CDD	Peak Antenna Gain (dBi):	7.01
Active Port(s):	A+B (Core 0 + Core 1)	Active Chain(s):	0+1

Test Frequency (MHz)	PSD (dBm / MHz)					Gain (dBi)	EIRP (dBm)	EIRP Limit (dBm)	EIRP Margin (dB)
	A	B	C	D	Σ				
5180 (RU106.53)	-2.37	-2.09	-	-	0.78	7.01	7.79	10.00	-2.21
5220 (RU106.53)	-2.20	-2.06	-	-	0.88	7.01	7.89	10.00	-2.11
5240 (RU106.54)	-2.08	-1.76	-	-	1.09	7.01	8.11	10.00	-1.89

Table 603 - ISED Maximum Power Spectral Density Results



Test Configuration			
Frequency Range:	5.250-5.350 GHz	Band:	U-NII-2A
Limit Clause(s):	15.407 (a)(2) RSS-247 6.2.2.1	Test Method(s):	C63.10 12.4.2.4 C63.10 12.6
Additional Reference(s):	662911 D01 v02r01 F)2)f)(ii), 662911 D01 v02r01 E)2)b)		
Note(s):	DCCF was added to the spectrum analyser reference level offset.		

DUT Configuration			
Mode:	802.11ax HE20 RU52	Duty Cycle (%):	97.1
Modulation Coding Scheme:	MCS2x1	DCCF (dB):	0.13
Antenna Configuration:	MIMO CDD	Peak Antenna Gain (dBi):	7.66
Active Port(s):	A+B (Core 0 + Core 1)	Active Chain(s):	0+1

Test Frequency (MHz)	PSD (dBm / MHz)					Limit (dBm)	Margin (dB)
	A	B	C	D	Σ		
5260 (RU52.37)	4.26	4.13	-	-	7.21	9.34	-2.13
5300 (RU52.37)	3.55	3.67	-	-	6.62	9.34	-2.72
5320 (RU52.40)	4.02	4.34	-	-	7.19	9.34	-2.15

Table 604 - FCC Maximum Power Spectral Density Results

Test Frequency (MHz)	PSD (dBm / MHz)					Limit (dBm)	Margin (dB)
	A	B	C	D	Σ		
5260 (RU52.37)	4.26	4.13	-	-	7.21	11.00	-3.79
5300 (RU52.37)	3.55	3.67	-	-	6.62	11.00	-4.38
5320 (RU52.40)	4.02	4.34	-	-	7.19	11.00	-3.81

Table 605 - ISED Maximum Power Spectral Density Results



Test Configuration			
Frequency Range:	5.250-5.350 GHz	Band:	U-NII-2A
Limit Clause(s):	15.407 (a)(2) RSS-247 6.2.2.1	Test Method(s):	C63.10 12.4.2.4 C63.10 12.6
Additional Reference(s):	662911 D01 v02r01 F)2)f)(ii), 662911 D01 v02r01 E)2)b)		
Note(s):	DCCF was added to the spectrum analyser reference level offset.		

DUT Configuration			
Mode:	802.11ax HE20 RU106	Duty Cycle (%):	98.1
Modulation Coding Scheme:	MCS2x1	DCCF (dB):	0.09
Antenna Configuration:	MIMO CDD	Peak Antenna Gain (dBi):	7.66
Active Port(s):	A+B (Core 0 + Core 1)	Active Chain(s):	0+1

Test Frequency (MHz)	PSD (dBm / MHz)					Limit (dBm)	Margin (dB)
	A	B	C	D	Σ		
5260 (RU106.53)	3.98	4.36	-	-	7.18	9.34	-2.16
5300 (RU106.53)	3.26	3.88	-	-	6.59	9.34	-2.75
5320 (RU106.54)	3.70	3.94	-	-	6.84	9.34	-2.50

Table 606 - FCC Maximum Power Spectral Density Results

Test Frequency (MHz)	PSD (dBm / MHz)					Limit (dBm)	Margin (dB)
	A	B	C	D	Σ		
5260 (RU106.53)	3.98	4.36	-	-	7.18	11.00	-3.82
5300 (RU106.53)	3.26	3.88	-	-	6.59	11.00	-4.41
5320 (RU106.54)	3.70	3.94	-	-	6.84	11.00	-4.16

Table 607 - ISED Maximum Power Spectral Density Results



Test Configuration			
Frequency Range:	5.470-5.725 GHz	Band:	U-NII-2C
Limit Clause(s):	15.407 (a)(2) RSS-247 6.2.3.1	Test Method(s):	C63.10 12.4.2.4 C63.10 12.6
Additional Reference(s):	662911 D01 v02r01 F)2)f)(ii), 662911 D01 v02r01 E)2)b)		
Note(s):	DCCF was added to the spectrum analyser reference level offset.		

DUT Configuration			
Mode:	802.11ax HE20 RU52	Duty Cycle (%):	97.0
Modulation Coding Scheme:	MCS2x1	DCCF (dB):	0.13
Antenna Configuration:	MIMO CDD	Peak Antenna Gain (dBi):	6.61
Active Port(s):	A+B (Core 0 + Core 1)	Active Chain(s):	0+1

Test Frequency (MHz)	PSD (dBm / MHz)					Limit (dBm)	Margin (dB)
	A	B	C	D	Σ		
5500 (RU52.37)	5.15	5.51	-	-	8.34	10.39	-2.05
5580 (RU52.37)	5.40	5.51	-	-	8.46	10.39	-1.93
5700 (RU52.40)	4.82	5.18	-	-	8.01	10.39	-2.37
5720 (RU52.39)	4.50	4.97	-	-	7.75	10.39	-2.64

Table 608 - FCC Maximum Power Spectral Density Results

Test Frequency (MHz)	PSD (dBm / MHz)					Limit (dBm)	Margin (dB)
	A	B	C	D	Σ		
5500 (RU52.37)	5.15	5.51	-	-	8.34	11.00	-2.66
5580 (RU52.37)	5.40	5.51	-	-	8.46	11.00	-2.54
5700 (RU52.40)	4.82	5.18	-	-	8.01	11.00	-2.99
5720 (RU52.39)	4.50	4.97	-	-	7.75	11.00	-3.25

Table 609 - ISED Maximum Power Spectral Density Results



Test Configuration			
Frequency Range:	5.470-5.725 GHz	Band:	U-NII-2C
Limit Clause(s):	15.407 (a)(2) RSS-247 6.2.3.1	Test Method(s):	C63.10 12.4.2.4 C63.10 12.6
Additional Reference(s):	662911 D01 v02r01 F)2)f)(ii), 662911 D01 v02r01 E)2)b)		
Note(s):	DCCF was added to the spectrum analyser reference level offset.		

DUT Configuration			
Mode:	802.11ax HE20 RU106	Duty Cycle (%):	97.7
Modulation Coding Scheme:	MCS2x1	DCCF (dB):	0.10
Antenna Configuration:	MIMO CDD	Peak Antenna Gain (dBi):	6.61
Active Port(s):	A+B (Core 0 + Core 1)	Active Chain(s):	0+1

Test Frequency (MHz)	PSD (dBm / MHz)					Limit (dBm)	Margin (dB)
	A	B	C	D	Σ		
5500 (RU106.53)	5.17	5.85	-	-	8.53	10.39	-1.85
5580 (RU106.53)	4.85	5.30	-	-	8.09	10.39	-2.30
5700 (RU106.54)	5.09	5.31	-	-	8.21	10.39	-2.18
5720 (RU106.53)	4.76	5.34	-	-	8.07	10.39	-2.32

Table 610 - FCC Maximum Power Spectral Density Results

Test Frequency (MHz)	PSD (dBm / MHz)					Limit (dBm)	Margin (dB)
	A	B	C	D	Σ		
5500 (RU106.53)	5.17	5.85	-	-	8.53	11.00	-2.47
5580 (RU106.53)	4.85	5.30	-	-	8.09	11.00	-2.91
5700 (RU106.54)	5.09	5.31	-	-	8.21	11.00	-2.79
5720 (RU106.53)	4.76	5.34	-	-	8.07	11.00	-2.93

Table 611 - ISED Maximum Power Spectral Density Results



Test Configuration			
Frequency Range:	5.725-5.850 GHz	Band:	U-NII-3
Limit Clause(s):	15.407 (a)(3) RSS-247 6.2.4.1	Test Method(s):	C63.10 12.4.2.4 C63.10 12.6
Additional Reference(s):	662911 D01 v02r01 F)2)f)(ii), 662911 D01 v02r01 E)2)b)		
Note(s):	DCCF was added to the spectrum analyser reference level offset.		

DUT Configuration			
Mode:	802.11ax HE20 RU26	Duty Cycle (%):	97.1
Modulation Coding Scheme:	MCS2x1	DCCF (dB):	0.13
Antenna Configuration:	MIMO CDD	Peak Antenna Gain (dBi):	6.21
Active Port(s):	A+B (Core 0 + Core 1)	Active Chain(s):	0+1

Test Frequency (MHz)	PSD (dBm / 500 kHz)					Limit (dBm)	Margin (dB)
	A	B	C	D	Σ		
5745 (RU26.0)	8.36	7.81	-	-	11.10	29.79	-18.69
5785 (RU26.0)	7.56	7.57	-	-	10.57	29.79	-19.22
5825 (RU26.8)	7.52	7.79	-	-	10.67	29.79	-19.12

Table 612 - Maximum Power Spectral Density Results

Test Configuration			
Frequency Range:	5.725-5.850 GHz	Band:	U-NII-3
Limit Clause(s):	15.407 (a)(3) RSS-247 6.2.4.1	Test Method(s):	C63.10 12.4.2.4 C63.10 12.6
Additional Reference(s):	662911 D01 v02r01 F)2)f)(ii), 662911 D01 v02r01 E)2)b)		
Note(s):	DCCF was added to the spectrum analyser reference level offset.		

DUT Configuration			
Mode:	802.11ax HE20 RU52	Duty Cycle (%):	97.0
Modulation Coding Scheme:	MCS2x1	DCCF (dB):	0.13
Antenna Configuration:	MIMO CDD	Peak Antenna Gain (dBi):	6.61
Active Port(s):	A+B (Core 0 + Core 1)	Active Chain(s):	0+1

Test Frequency (MHz)	PSD (dBm / 500 kHz)					Limit (dBm)	Margin (dB)
	A	B	C	D	Σ		
5720 (RU52.40)	1.74	2.13	-	-	4.95	23.79	-18.84
5745 (RU52.37)	7.95	7.97	-	-	10.97	29.79	-18.82
5785 (RU52.37)	7.53	8.14	-	-	10.86	29.79	-18.93
5825 (RU52.40)	7.93	7.80	-	-	10.88	29.79	-18.91

Table 613 - Maximum Power Spectral Density Results



Test Configuration			
Frequency Range:	5.725-5.850 GHz	Band:	U-NII-3
Limit Clause(s):	15.407 (a)(3) RSS-247 6.2.4.1	Test Method(s):	C63.10 12.4.2.4 C63.10 12.6
Additional Reference(s):	662911 D01 v02r01 F)2)f)(ii), 662911 D01 v02r01 E)2)b)		
Note(s):	DCCF was added to the spectrum analyser reference level offset.		

DUT Configuration			
Mode:	802.11ax HE20 RU106	Duty Cycle (%):	97.8
Modulation Coding Scheme:	MCS2x1	DCCF (dB):	0.10
Antenna Configuration:	MIMO CDD	Peak Antenna Gain (dBi):	6.61
Active Port(s):	A+B (Core 0 + Core 1)	Active Chain(s):	0+1

Test Frequency (MHz)	PSD (dBm / 500 kHz)					Limit (dBm)	Margin (dB)
	A	B	C	D	Σ		
5720 (RU106.54)	2.33	2.33	-	-	5.34	23.79	-18.45
5745 (RU106.53)	8.06	8.50	-	-	11.29	29.79	-18.50
5785 (RU106.53)	7.73	8.44	-	-	11.11	29.79	-18.68
5825 (RU106.54)	8.12	8.03	-	-	11.09	29.79	-18.70

Table 614 - Maximum Power Spectral Density Results



MIMO SDM

Test Configuration			
Frequency Range:	5.150-5.250 GHz	Band:	U-NII-1
Limit Clause(s):	15.407 (a)(1)(iv)	Test Method(s):	C63.10 12.4.2.4 C63.10 12.6
Additional Reference(s):	662911 D01 v02r01 F)2)d)(ii), 662911 D01 v02r01 E)2)b)		
Note(s):	DCCF was added to the spectrum analyser reference level offset.		

DUT Configuration			
Mode:	802.11n HT20	Duty Cycle (%):	95.1
Modulation Coding Scheme:	MCS10	DCCF (dB):	0.22
Antenna Configuration:	MIMO SDM	Peak Antenna Gain (dBi):	4.00
Active Port(s):	A+B (Core 0 + Core 1)	Active Chain(s):	0+1

Test Frequency (MHz)	PSD (dBm / MHz)					Limit (dBm)	Margin (dB)
	A	B	C	D	Σ		
5180	5.71	5.56	-	-	8.65	11.00	-2.35
5220	5.66	6.07	-	-	8.88	11.00	-2.12
5240	5.83	5.88	-	-	8.87	11.00	-2.13

Table 615 - FCC Maximum Power Spectral Density Results

Test Configuration			
Frequency Range:	5.150-5.250 GHz	Band:	U-NII-1
Limit Clause(s):	15.407 (a)(1)(iv)	Test Method(s):	C63.10 12.4.2.4 C63.10 12.6
Additional Reference(s):	662911 D01 v02r01 F)2)d)(ii), 662911 D01 v02r01 E)2)b)		
Note(s):	DCCF was added to the spectrum analyser reference level offset.		

DUT Configuration			
Mode:	802.11n HT40	Duty Cycle (%):	91.4
Modulation Coding Scheme:	MCS10	DCCF (dB):	0.39
Antenna Configuration:	MIMO SDM	Peak Antenna Gain (dBi):	4.00
Active Port(s):	A+B (Core 0 + Core 1)	Active Chain(s):	0+1

Test Frequency (MHz)	PSD (dBm / MHz)					Limit (dBm)	Margin (dB)
	A	B	C	D	Σ		
5190	3.58	3.76	-	-	6.68	11.00	-4.32
5230	4.99	5.25	-	-	8.13	11.00	-2.87

Table 616 - FCC Maximum Power Spectral Density Results



Test Configuration			
Frequency Range:	5.150-5.250 GHz	Band:	U-NII-1
Limit Clause(s):	15.407 (a)(1)(iv)	Test Method(s):	C63.10 12.4.2.4 C63.10 12.6
Additional Reference(s):	662911 D01 v02r01 F)2)d)(ii), 662911 D01 v02r01 E)2)b)		
Note(s):	DCCF was added to the spectrum analyser reference level offset.		

DUT Configuration			
Mode:	802.11ac VHT80	Duty Cycle (%):	86.0
Modulation Coding Scheme:	MCS2x2	DCCF (dB):	0.66
Antenna Configuration:	MIMO SDM	Peak Antenna Gain (dBi):	4.00
Active Port(s):	A+B (Core 0 + Core 1)	Active Chain(s):	0+1

Test Frequency (MHz)	PSD (dBm / MHz)					Limit (dBm)	Margin (dB)
	A	B	C	D	Σ		
5210	0.01	-0.47	-	-	2.79	11.00	-8.21

Table 617 - FCC Maximum Power Spectral Density Results

Test Configuration			
Frequency Range:	5.150-5.250 GHz	Band:	U-NII-1
Limit Clause(s):	15.407 (a)(1)(iv)	Test Method(s):	C63.10 12.4.2.4 C63.10 12.6
Additional Reference(s):	662911 D01 v02r01 F)2)d)(ii), 662911 D01 v02r01 E)2)b)		
Note(s):	DCCF was added to the spectrum analyser reference level offset.		

DUT Configuration			
Mode:	802.11ac VHT160	Duty Cycle (%):	80.7
Modulation Coding Scheme:	MCS2x2	DCCF (dB):	0.93
Antenna Configuration:	MIMO SDM	Peak Antenna Gain (dBi):	4.00
Active Port(s):	A+B (Core 0 + Core 1)	Active Chain(s):	0+1

Test Frequency (MHz)	PSD (dBm / MHz)					Limit (dBm)	Margin (dB)
	A	B	C	D	Σ		
5250	-9.23	-8.94	-	-	-6.07	11.00	-17.07

Table 618 - FCC Maximum Power Spectral Density Results



Test Configuration			
Frequency Range:	5.150-5.250 GHz	Band:	U-NII-1
Limit Clause(s):	15.407 (a)(1)(iv)	Test Method(s):	C63.10 12.4.2.4 C63.10 12.6
Additional Reference(s):	662911 D01 v02r01 F)2)d)(ii), 662911 D01 v02r01 E)2)b)		
Note(s):	DCCF was added to the spectrum analyser reference level offset.		

DUT Configuration			
Mode:	802.11ax HE20 SU	Duty Cycle (%):	96.1
Modulation Coding Scheme:	MCS2x2	DCCF (dB):	0.17
Antenna Configuration:	MIMO SDM	Peak Antenna Gain (dBi):	4.00
Active Port(s):	A+B (Core 0 + Core 1)	Active Chain(s):	0+1

Test Frequency (MHz)	PSD (dBm / MHz)					Limit (dBm)	Margin (dB)
	A	B	C	D	Σ		
5180	5.94	5.93	-	-	8.95	11.00	-2.05
5220	5.66	5.67	-	-	8.67	11.00	-2.33
5240	5.93	5.87	-	-	8.91	11.00	-2.09

Table 619 - FCC Maximum Power Spectral Density Results

Test Configuration			
Frequency Range:	5.150-5.250 GHz	Band:	U-NII-1
Limit Clause(s):	15.407 (a)(1)(iv)	Test Method(s):	C63.10 12.4.2.4 C63.10 12.6
Additional Reference(s):	662911 D01 v02r01 F)2)d)(ii), 662911 D01 v02r01 E)2)b)		
Note(s):	DCCF was added to the spectrum analyser reference level offset.		

DUT Configuration			
Mode:	802.11ax HE40 SU	Duty Cycle (%):	96.3
Modulation Coding Scheme:	MCS2x2	DCCF (dB):	0.16
Antenna Configuration:	MIMO SDM	Peak Antenna Gain (dBi):	4.00
Active Port(s):	A+B (Core 0 + Core 1)	Active Chain(s):	0+1

Test Frequency (MHz)	PSD (dBm / MHz)					Limit (dBm)	Margin (dB)
	A	B	C	D	Σ		
5190	2.44	2.46	-	-	5.46	11.00	-5.54
5230	5.30	5.30	-	-	8.31	11.00	-2.69

Table 620 - FCC Maximum Power Spectral Density Results



Test Configuration			
Frequency Range:	5.150-5.250 GHz	Band:	U-NII-1
Limit Clause(s):	15.407 (a)(1)(iv)	Test Method(s):	C63.10 12.4.2.4 C63.10 12.6
Additional Reference(s):	662911 D01 v02r01 F)2)d)(ii), 662911 D01 v02r01 E)2)b)		
Note(s):	DCCF was added to the spectrum analyser reference level offset.		

DUT Configuration			
Mode:	802.11ax HE80 SU	Duty Cycle (%):	95.6
Modulation Coding Scheme:	MCS2x2	DCCF (dB):	0.19
Antenna Configuration:	MIMO SDM	Peak Antenna Gain (dBi):	4.00
Active Port(s):	A+B (Core 0 + Core 1)	Active Chain(s):	0+1

Test Frequency (MHz)	PSD (dBm / MHz)					Limit (dBm)	Margin (dB)
	A	B	C	D	Σ		
5210	-1.42	-1.39	-	-	1.60	11.00	-9.40

Table 621 - FCC Maximum Power Spectral Density Results

Test Configuration			
Frequency Range:	5.150-5.250 GHz	Band:	U-NII-1
Limit Clause(s):	15.407 (a)(1)(iv)	Test Method(s):	C63.10 12.4.2.4 C63.10 12.6
Additional Reference(s):	662911 D01 v02r01 F)2)d)(ii), 662911 D01 v02r01 E)2)b)		
Note(s):	DCCF was added to the spectrum analyser reference level offset.		

DUT Configuration			
Mode:	802.11ax HE160 SU	Duty Cycle (%):	93.1
Modulation Coding Scheme:	MCS2x2	DCCF (dB):	0.31
Antenna Configuration:	MIMO SDM	Peak Antenna Gain (dBi):	4.00
Active Port(s):	A+B (Core 0 + Core 1)	Active Chain(s):	0+1

Test Frequency (MHz)	PSD (dBm / MHz)					Limit (dBm)	Margin (dB)
	A	B	C	D	Σ		
5250	-6.24	-6.66	-	-	-3.44	11.00	-14.44

Table 622 - FCC Maximum Power Spectral Density Results



Test Configuration			
Frequency Range:	5.150-5.250 GHz	Band:	U-NII-1
Limit Clause(s):	RSS-247 6.2.1.1	Test Method(s):	C63.10 12.4.2.4 C63.10 12.6
Additional Reference(s):	662911 D01 v02r01 F)2)d)(ii), 662911 D01 v02r01 E)2)b)		
Note(s):	DCCF was added to the spectrum analyser reference level offset.		

DUT Configuration			
Mode:	802.11n HT20	Duty Cycle (%):	94.8
Modulation Coding Scheme:	MCS10	DCCF (dB):	0.23
Antenna Configuration:	MIMO SDM	Peak Antenna Gain (dBi):	4.00
Active Port(s):	A+B (Core 0 + Core 1)	Active Chain(s):	0+1

Test Frequency (MHz)	PSD (dBm / MHz)					Gain (dBi)	EIRP (dBm)	EIRP Limit (dBm)	EIRP Margin (dB)
	A	B	C	D	Σ				
5180	0.88	0.66	-	-	3.78	4.00	7.78	10.00	-2.22
5220	0.69	0.43	-	-	3.57	4.00	7.57	10.00	-2.43
5240	1.17	1.04	-	-	4.12	4.00	8.12	10.00	-1.88

Table 623 - ISED Maximum Power Spectral Density Results

Test Configuration			
Frequency Range:	5.150-5.250 GHz	Band:	U-NII-1
Limit Clause(s):	RSS-247 6.2.1.1	Test Method(s):	C63.10 12.4.2.4 C63.10 12.6
Additional Reference(s):	662911 D01 v02r01 F)2)d)(ii), 662911 D01 v02r01 E)2)b)		
Note(s):	DCCF was added to the spectrum analyser reference level offset.		

DUT Configuration			
Mode:	802.11n HT40	Duty Cycle (%):	91.2
Modulation Coding Scheme:	MCS10	DCCF (dB):	0.40
Antenna Configuration:	MIMO SDM	Peak Antenna Gain (dBi):	4.00
Active Port(s):	A+B (Core 0 + Core 1)	Active Chain(s):	0+1

Test Frequency (MHz)	PSD (dBm / MHz)					Gain (dBi)	EIRP (dBm)	EIRP Limit (dBm)	EIRP Margin (dB)
	A	B	C	D	Σ				
5190	0.28	0.15	-	-	3.23	4.00	7.23	10.00	-2.77
5230	0.46	0.55	-	-	3.52	4.00	7.52	10.00	-2.48

Table 624 - ISED Maximum Power Spectral Density Results



Test Configuration			
Frequency Range:	5.150-5.250 GHz	Band:	U-NII-1
Limit Clause(s):	RSS-247 6.2.1.1	Test Method(s):	C63.10 12.4.2.4 C63.10 12.6
Additional Reference(s):	662911 D01 v02r01 F)2)d)(ii), 662911 D01 v02r01 E)2)b)		
Note(s):	DCCF was added to the spectrum analyser reference level offset.		

DUT Configuration			
Mode:	802.11ac VHT80	Duty Cycle (%):	86.3
Modulation Coding Scheme:	MCS2x2	DCCF (dB):	0.64
Antenna Configuration:	MIMO SDM	Peak Antenna Gain (dBi):	4.00
Active Port(s):	A+B (Core 0 + Core 1)	Active Chain(s):	0+1

Test Frequency (MHz)	PSD (dBm / MHz)					Gain (dBi)	EIRP (dBm)	EIRP Limit (dBm)	EIRP Margin (dB)
	A	B	C	D	Σ				
5210	-1.60	-1.43	-	-	1.49	4.00	5.49	10.00	-4.51

Table 625 - ISED Maximum Power Spectral Density Results

Test Configuration			
Frequency Range:	5.150-5.250 GHz	Band:	U-NII-1
Limit Clause(s):	RSS-247 6.2.1.1	Test Method(s):	C63.10 12.4.2.4 C63.10 12.6
Additional Reference(s):	662911 D01 v02r01 F)2)d)(ii), 662911 D01 v02r01 E)2)b)		
Note(s):	DCCF was added to the spectrum analyser reference level offset.		

DUT Configuration			
Mode:	802.11ac VHT160	Duty Cycle (%):	80.7
Modulation Coding Scheme:	MCS2x2	DCCF (dB):	0.93
Antenna Configuration:	MIMO SDM	Peak Antenna Gain (dBi):	4.00
Active Port(s):	A+B (Core 0 + Core 1)	Active Chain(s):	0+1

Test Frequency (MHz)	PSD (dBm / MHz)					Gain (dBi)	EIRP (dBm)	EIRP Limit (dBm)	EIRP Margin (dB)
	A	B	C	D	Σ				
5250	-9.23	-8.94	-	-	-6.07	4.00	-2.07	10.00	-12.07

Table 626 - ISED Maximum Power Spectral Density Results



Test Configuration			
Frequency Range:	5.150-5.250 GHz	Band:	U-NII-1
Limit Clause(s):	RSS-247 6.2.1.1	Test Method(s):	C63.10 12.4.2.4 C63.10 12.6
Additional Reference(s):	662911 D01 v02r01 F)2)d)(ii), 662911 D01 v02r01 E)2)b)		
Note(s):	DCCF was added to the spectrum analyser reference level offset.		

DUT Configuration			
Mode:	802.11ax HE20 SU	Duty Cycle (%):	96.0
Modulation Coding Scheme:	MCS2x2	DCCF (dB):	0.18
Antenna Configuration:	MIMO SDM	Peak Antenna Gain (dBi):	4.00
Active Port(s):	A+B (Core 0 + Core 1)	Active Chain(s):	0+1

Test Frequency (MHz)	PSD (dBm / MHz)					Gain (dBi)	EIRP (dBm)	EIRP Limit (dBm)	EIRP Margin (dB)
	A	B	C	D	Σ				
5180	1.03	0.61	-	-	3.83	4.00	7.83	10.00	-2.17
5220	0.67	0.61	-	-	3.65	4.00	7.65	10.00	-2.35
5240	0.59	0.46	-	-	3.54	4.00	7.54	10.00	-2.46

Table 627 - ISED Maximum Power Spectral Density Results

Test Configuration			
Frequency Range:	5.150-5.250 GHz	Band:	U-NII-1
Limit Clause(s):	RSS-247 6.2.1.1	Test Method(s):	C63.10 12.4.2.4 C63.10 12.6
Additional Reference(s):	662911 D01 v02r01 F)2)d)(ii), 662911 D01 v02r01 E)2)b)		
Note(s):	DCCF was added to the spectrum analyser reference level offset.		

DUT Configuration			
Mode:	802.11ax HE40 SU	Duty Cycle (%):	96.2
Modulation Coding Scheme:	MCS2x2	DCCF (dB):	0.17
Antenna Configuration:	MIMO SDM	Peak Antenna Gain (dBi):	4.00
Active Port(s):	A+B (Core 0 + Core 1)	Active Chain(s):	0+1

Test Frequency (MHz)	PSD (dBm / MHz)					Gain (dBi)	EIRP (dBm)	EIRP Limit (dBm)	EIRP Margin (dB)
	A	B	C	D	Σ				
5190	0.50	0.59	-	-	3.55	4.00	7.55	10.00	-2.45
5230	0.45	-0.05	-	-	3.22	4.00	7.22	10.00	-2.78

Table 628 - ISED Maximum Power Spectral Density Results



Test Configuration			
Frequency Range:	5.150-5.250 GHz	Band:	U-NII-1
Limit Clause(s):	RSS-247 6.2.1.1	Test Method(s):	C63.10 12.4.2.4 C63.10 12.6
Additional Reference(s):	662911 D01 v02r01 F)2)d)(ii), 662911 D01 v02r01 E)2)b)		
Note(s):	DCCF was added to the spectrum analyser reference level offset.		

DUT Configuration			
Mode:	802.11ax HE80 SU	Duty Cycle (%):	96.0
Modulation Coding Scheme:	MCS2x2	DCCF (dB):	0.18
Antenna Configuration:	MIMO SDM	Peak Antenna Gain (dBi):	4.00
Active Port(s):	A+B (Core 0 + Core 1)	Active Chain(s):	0+1

Test Frequency (MHz)	PSD (dBm / MHz)					Gain (dBi)	EIRP (dBm)	EIRP Limit (dBm)	EIRP Margin (dB)
	A	B	C	D	Σ				
5210	-1.41	-1.79	-	-	1.41	4.00	5.41	10.00	-4.59

Table 629 - ISED Maximum Power Spectral Density Results

Test Configuration			
Frequency Range:	5.150-5.250 GHz	Band:	U-NII-1
Limit Clause(s):	RSS-247 6.2.1.1	Test Method(s):	C63.10 12.4.2.4 C63.10 12.6
Additional Reference(s):	662911 D01 v02r01 F)2)d)(ii), 662911 D01 v02r01 E)2)b)		
Note(s):	DCCF was added to the spectrum analyser reference level offset.		

DUT Configuration			
Mode:	802.11ax HE160 SU	Duty Cycle (%):	93.1
Modulation Coding Scheme:	MCS2x2	DCCF (dB):	0.31
Antenna Configuration:	MIMO SDM	Peak Antenna Gain (dBi):	4.00
Active Port(s):	A+B (Core 0 + Core 1)	Active Chain(s):	0+1

Test Frequency (MHz)	PSD (dBm / MHz)					Gain (dBi)	EIRP (dBm)	EIRP Limit (dBm)	EIRP Margin (dB)
	A	B	C	D	Σ				
5250	-6.24	-6.66	-	-	-3.44	4.00	0.56	10.00	-9.44

Table 630 - ISED Maximum Power Spectral Density Results



Test Configuration			
Frequency Range:	5.250-5.350 GHz	Band:	U-NII-2A
Limit Clause(s):	15.407 (a)(2) RSS-247 6.2.2.1	Test Method(s):	C63.10 12.4.2.4 C63.10 12.6
Additional Reference(s):	662911 D01 v02r01 F)2)d)(ii), 662911 D01 v02r01 E)2)b)		
Note(s):	DCCF was added to the spectrum analyser reference level offset.		

DUT Configuration			
Mode:	802.11n HT20	Duty Cycle (%):	94.1
Modulation Coding Scheme:	MCS10	DCCF (dB):	0.26
Antenna Configuration:	MIMO SDM	Peak Antenna Gain (dBi):	4.65
Active Port(s):	A+B (Core 0 + Core 1)	Active Chain(s):	0+1

Test Frequency (MHz)	PSD (dBm / MHz)					Limit (dBm)	Margin (dB)
	A	B	C	D	Σ		
5260	6.06	6.02	-	-	9.05	11.00	-1.95
5300	5.81	5.91	-	-	8.87	11.00	-2.13
5320	6.10	5.77	-	-	8.95	11.00	-2.05

Table 631 - Maximum Power Spectral Density Results

Test Configuration			
Frequency Range:	5.250-5.350 GHz	Band:	U-NII-2A
Limit Clause(s):	15.407 (a)(2) RSS-247 6.2.2.1	Test Method(s):	C63.10 12.4.2.4 C63.10 12.6
Additional Reference(s):	662911 D01 v02r01 F)2)d)(ii), 662911 D01 v02r01 E)2)b)		
Note(s):	DCCF was added to the spectrum analyser reference level offset.		

DUT Configuration			
Mode:	802.11n HT40	Duty Cycle (%):	90.0
Modulation Coding Scheme:	MCS10	DCCF (dB):	0.46
Antenna Configuration:	MIMO SDM	Peak Antenna Gain (dBi):	4.65
Active Port(s):	A+B (Core 0 + Core 1)	Active Chain(s):	0+1

Test Frequency (MHz)	PSD (dBm / MHz)					Limit (dBm)	Margin (dB)
	A	B	C	D	Σ		
5270	5.24	5.35	-	-	8.31	11.00	-2.69
5310	1.40	1.50	-	-	4.46	11.00	-6.54

Table 632 - Maximum Power Spectral Density Results



Test Configuration			
Frequency Range:	5.250-5.350 GHz	Band:	U-NII-2A
Limit Clause(s):	15.407 (a)(2) RSS-247 6.2.2.1	Test Method(s):	C63.10 12.4.2.4 C63.10 12.6
Additional Reference(s):	662911 D01 v02r01 F)2)d)(ii), 662911 D01 v02r01 E)2)b)		
Note(s):	DCCF was added to the spectrum analyser reference level offset.		

DUT Configuration			
Mode:	802.11ac VHT80	Duty Cycle (%):	84.2
Modulation Coding Scheme:	MCS2x2	DCCF (dB):	0.75
Antenna Configuration:	MIMO SDM	Peak Antenna Gain (dBi):	4.65
Active Port(s):	A+B (Core 0 + Core 1)	Active Chain(s):	0+1

Test Frequency (MHz)	PSD (dBm / MHz)					Limit (dBm)	Margin (dB)
	A	B	C	D	Σ		
5290	-2.83	-3.16	-	-	0.02	11.00	-10.98

Table 633 - Maximum Power Spectral Density Results

Test Configuration			
Frequency Range:	5.250-5.350 GHz	Band:	U-NII-2A
Limit Clause(s):	15.407 (a)(2) RSS-247 6.2.2.1	Test Method(s):	C63.10 12.4.2.4 C63.10 12.6
Additional Reference(s):	662911 D01 v02r01 F)2)d)(ii), 662911 D01 v02r01 E)2)b)		
Note(s):	DCCF was added to the spectrum analyser reference level offset.		

DUT Configuration			
Mode:	802.11ac VHT160	Duty Cycle (%):	80.7
Modulation Coding Scheme:	MCS2x2	DCCF (dB):	0.93
Antenna Configuration:	MIMO SDM	Peak Antenna Gain (dBi):	4.65
Active Port(s):	A+B (Core 0 + Core 1)	Active Chain(s):	0+1

Test Frequency (MHz)	PSD (dBm / MHz)					Limit (dBm)	Margin (dB)
	A	B	C	D	Σ		
5250	-9.15	-9.19	-	-	-6.16	11.00	-17.16

Table 634 - Maximum Power Spectral Density Results



Test Configuration			
Frequency Range:	5.250-5.350 GHz	Band:	U-NII-2A
Limit Clause(s):	15.407 (a)(2) RSS-247 6.2.2.1	Test Method(s):	C63.10 12.4.2.4 C63.10 12.6
Additional Reference(s):	662911 D01 v02r01 F)2)d)(ii), 662911 D01 v02r01 E)2)b)		
Note(s):	DCCF was added to the spectrum analyser reference level offset.		

DUT Configuration			
Mode:	802.11ax HE20 SU	Duty Cycle (%):	95.7
Modulation Coding Scheme:	MCS2x2	DCCF (dB):	0.19
Antenna Configuration:	MIMO SDM	Peak Antenna Gain (dBi):	4.65
Active Port(s):	A+B (Core 0 + Core 1)	Active Chain(s):	0+1

Test Frequency (MHz)	PSD (dBm / MHz)					Limit (dBm)	Margin (dB)
	A	B	C	D	Σ		
5260	5.99	5.75	-	-	8.88	11.00	-2.12
5300	5.38	5.46	-	-	8.43	11.00	-2.57
5320	5.60	5.53	-	-	8.57	11.00	-2.43

Table 635 - Maximum Power Spectral Density Results

Test Configuration			
Frequency Range:	5.250-5.350 GHz	Band:	U-NII-2A
Limit Clause(s):	15.407 (a)(2) RSS-247 6.2.2.1	Test Method(s):	C63.10 12.4.2.4 C63.10 12.6
Additional Reference(s):	662911 D01 v02r01 F)2)d)(ii), 662911 D01 v02r01 E)2)b)		
Note(s):	DCCF was added to the spectrum analyser reference level offset.		

DUT Configuration			
Mode:	802.11ax HE40 SU	Duty Cycle (%):	95.8
Modulation Coding Scheme:	MCS2x2	DCCF (dB):	0.18
Antenna Configuration:	MIMO SDM	Peak Antenna Gain (dBi):	4.65
Active Port(s):	A+B (Core 0 + Core 1)	Active Chain(s):	0+1

Test Frequency (MHz)	PSD (dBm / MHz)					Limit (dBm)	Margin (dB)
	A	B	C	D	Σ		
5270	5.03	4.89	-	-	7.97	11.00	-3.03
5310	0.96	0.90	-	-	3.94	11.00	-7.06

Table 636 - Maximum Power Spectral Density Results



Test Configuration			
Frequency Range:	5.250-5.350 GHz	Band:	U-NII-2A
Limit Clause(s):	15.407 (a)(2) RSS-247 6.2.2.1	Test Method(s):	C63.10 12.4.2.4 C63.10 12.6
Additional Reference(s):	662911 D01 v02r01 F)2)d)(ii), 662911 D01 v02r01 E)2)b)		
Note(s):	DCCF was added to the spectrum analyser reference level offset.		

DUT Configuration			
Mode:	802.11ax HE80 SU	Duty Cycle (%):	95.4
Modulation Coding Scheme:	MCS2x2	DCCF (dB):	0.20
Antenna Configuration:	MIMO SDM	Peak Antenna Gain (dBi):	4.65
Active Port(s):	A+B (Core 0 + Core 1)	Active Chain(s):	0+1

Test Frequency (MHz)	PSD (dBm / MHz)					Limit (dBm)	Margin (dB)
	A	B	C	D	Σ		
5290	-3.03	-3.32	-	-	-0.16	11.00	-11.16

Table 637 - Maximum Power Spectral Density Results

Test Configuration			
Frequency Range:	5.250-5.350 GHz	Band:	U-NII-2A
Limit Clause(s):	15.407 (a)(2)	Test Method(s):	C63.10 12.4.2.4 C63.10 12.6
Additional Reference(s):	662911 D01 v02r01 F)2)d)(ii), 662911 D01 v02r01 E)2)b)		
Note(s):	DCCF was added to the spectrum analyser reference level offset.		

DUT Configuration			
Mode:	802.11ax HE160 SU	Duty Cycle (%):	93.1
Modulation Coding Scheme:	MCS2x2	DCCF (dB):	0.31
Antenna Configuration:	MIMO SDM	Peak Antenna Gain (dBi):	4.65
Active Port(s):	A+B (Core 0 + Core 1)	Active Chain(s):	0+1

Test Frequency (MHz)	PSD (dBm / MHz)					Limit (dBm)	Margin (dB)
	A	B	C	D	Σ		
5250	-6.22	-6.67	-	-	-3.43	11.00	-14.43

Table 638 - Maximum Power Spectral Density Results



Test Configuration			
Frequency Range:	5.470-5.725 GHz	Band:	U-NII-2C
Limit Clause(s):	15.407 (a)(2) RSS-247 6.2.3.1	Test Method(s):	C63.10 12.4.2.4 C63.10 12.6
Additional Reference(s):	662911 D01 v02r01 F)2)d)(ii), 662911 D01 v02r01 E)2)b)		
Note(s):	DCCF was added to the spectrum analyser reference level offset.		

DUT Configuration			
Mode:	802.11n HT20	Duty Cycle (%):	93.8
Modulation Coding Scheme:	MCS10	DCCF (dB):	0.28
Antenna Configuration:	MIMO SDM	Peak Antenna Gain (dBi):	3.60
Active Port(s):	A+B (Core 0 + Core 1)	Active Chain(s):	0+1

Test Frequency (MHz)	PSD (dBm / MHz)					Limit (dBm)	Margin (dB)
	A	B	C	D	Σ		
5500	5.85	6.12	-	-	9.00	11.00	-2.00
5580	6.50	6.35	-	-	9.44	11.00	-1.56
5700	5.90	6.04	-	-	8.98	11.00	-2.02
5720	5.69	5.81	-	-	8.76	11.00	-2.24

Table 639 - Maximum Power Spectral Density Results

Test Configuration			
Frequency Range:	5.470-5.725 GHz	Band:	U-NII-2C
Limit Clause(s):	15.407 (a)(2) RSS-247 6.2.3.1	Test Method(s):	C63.10 12.4.2.4 C63.10 12.6
Additional Reference(s):	662911 D01 v02r01 F)2)d)(ii), 662911 D01 v02r01 E)2)b)		
Note(s):	DCCF was added to the spectrum analyser reference level offset.		

DUT Configuration			
Mode:	802.11n HT40	Duty Cycle (%):	89.7
Modulation Coding Scheme:	MCS10	DCCF (dB):	0.47
Antenna Configuration:	MIMO SDM	Peak Antenna Gain (dBi):	3.60
Active Port(s):	A+B (Core 0 + Core 1)	Active Chain(s):	0+1

Test Frequency (MHz)	PSD (dBm / MHz)					Limit (dBm)	Margin (dB)
	A	B	C	D	Σ		
5510	2.19	2.21	-	-	5.21	11.00	-5.79
5550	5.60	5.53	-	-	8.58	11.00	-2.42
5670	4.55	4.32	-	-	7.45	11.00	-3.55
5710	5.42	5.56	-	-	8.50	11.00	-2.50

Table 640 - Maximum Power Spectral Density Results



Test Configuration			
Frequency Range:	5.470-5.725 GHz	Band:	U-NII-2C
Limit Clause(s):	15.407 (a)(2) RSS-247 6.2.3.1	Test Method(s):	C63.10 12.4.2.4 C63.10 12.6
Additional Reference(s):	662911 D01 v02r01 F)2)d)(ii), 662911 D01 v02r01 E)2)b)		
Note(s):	DCCF was added to the spectrum analyser reference level offset.		

DUT Configuration			
Mode:	802.11ac VHT80	Duty Cycle (%):	83.5
Modulation Coding Scheme:	MCS2x2	DCCF (dB):	0.79
Antenna Configuration:	MIMO SDM	Peak Antenna Gain (dBi):	3.60
Active Port(s):	A+B (Core 0 + Core 1)	Active Chain(s):	0+1

Test Frequency (MHz)	PSD (dBm / MHz)					Limit (dBm)	Margin (dB)
	A	B	C	D	Σ		
5530	-1.77	-1.89	-	-	1.18	11.00	-9.82
5610	3.58	3.36	-	-	6.48	11.00	-4.52
5690	3.71	3.71	-	-	6.72	11.00	-4.28

Table 641 - Maximum Power Spectral Density Results

Test Configuration			
Frequency Range:	5.470-5.725 GHz	Band:	U-NII-2C
Limit Clause(s):	15.407 (a)(2) RSS-247 6.2.3.1	Test Method(s):	C63.10 12.4.2.4 C63.10 12.6
Additional Reference(s):	662911 D01 v02r01 F)2)d)(ii), 662911 D01 v02r01 E)2)b)		
Note(s):	DCCF was added to the spectrum analyser reference level offset.		

DUT Configuration			
Mode:	802.11ac VHT160	Duty Cycle (%):	79.5
Modulation Coding Scheme:	MCS2x2	DCCF (dB):	1.00
Antenna Configuration:	MIMO SDM	Peak Antenna Gain (dBi):	3.60
Active Port(s):	A+B (Core 0 + Core 1)	Active Chain(s):	0+1

Test Frequency (MHz)	PSD (dBm / MHz)					Limit (dBm)	Margin (dB)
	A	B	C	D	Σ		
5570	-7.01	-7.00	-	-	-3.99	11.00	-14.99

Table 642 - Maximum Power Spectral Density Results



Test Configuration			
Frequency Range:	5.470-5.725 GHz	Band:	U-NII-2C
Limit Clause(s):	15.407 (a)(2) RSS-247 6.2.3.1	Test Method(s):	C63.10 12.4.2.4 C63.10 12.6
Additional Reference(s):	662911 D01 v02r01 F)2)d)(ii), 662911 D01 v02r01 E)2)b)		
Note(s):	DCCF was added to the spectrum analyser reference level offset.		

DUT Configuration			
Mode:	802.11ax HE20 SU	Duty Cycle (%):	95.7
Modulation Coding Scheme:	MCS2x2	DCCF (dB):	0.19
Antenna Configuration:	MIMO SDM	Peak Antenna Gain (dBi):	3.60
Active Port(s):	A+B (Core 0 + Core 1)	Active Chain(s):	0+1

Test Frequency (MHz)	PSD (dBm / MHz)					Limit (dBm)	Margin (dB)
	A	B	C	D	Σ		
5500	5.54	5.18	-	-	8.37	11.00	-2.63
5580	5.77	5.73	-	-	8.76	11.00	-2.24
5700	3.07	3.00	-	-	6.05	11.00	-4.95
5720	5.22	5.71	-	-	8.48	11.00	-2.52

Table 643 - Maximum Power Spectral Density Results

Test Configuration			
Frequency Range:	5.470-5.725 GHz	Band:	U-NII-2C
Limit Clause(s):	15.407 (a)(2) RSS-247 6.2.3.1	Test Method(s):	C63.10 12.4.2.4 C63.10 12.6
Additional Reference(s):	662911 D01 v02r01 F)2)d)(ii), 662911 D01 v02r01 E)2)b)		
Note(s):	DCCF was added to the spectrum analyser reference level offset.		

DUT Configuration			
Mode:	802.11ax HE40 SU	Duty Cycle (%):	95.7
Modulation Coding Scheme:	MCS2x2	DCCF (dB):	0.19
Antenna Configuration:	MIMO SDM	Peak Antenna Gain (dBi):	3.60
Active Port(s):	A+B (Core 0 + Core 1)	Active Chain(s):	0+1

Test Frequency (MHz)	PSD (dBm / MHz)					Limit (dBm)	Margin (dB)
	A	B	C	D	Σ		
5510	2.17	2.13	-	-	5.16	11.00	-5.84
5550	5.46	5.54	-	-	8.51	11.00	-2.49
5670	3.45	3.81	-	-	6.65	11.00	-4.35
5710	5.33	5.48	-	-	8.42	11.00	-2.58

Table 644 - Maximum Power Spectral Density Results



Test Configuration			
Frequency Range:	5.470-5.725 GHz	Band:	U-NII-2C
Limit Clause(s):	15.407 (a)(2) RSS-247 6.2.3.1	Test Method(s):	C63.10 12.4.2.4 C63.10 12.6
Additional Reference(s):	662911 D01 v02r01 F)2)d)(ii), 662911 D01 v02r01 E)2)b)		
Note(s):	DCCF was added to the spectrum analyser reference level offset.		

DUT Configuration			
Mode:	802.11ax HE80 SU	Duty Cycle (%):	95.3
Modulation Coding Scheme:	MCS2x2	DCCF (dB):	0.21
Antenna Configuration:	MIMO SDM	Peak Antenna Gain (dBi):	3.60
Active Port(s):	A+B (Core 0 + Core 1)	Active Chain(s):	0+1

Test Frequency (MHz)	PSD (dBm / MHz)					Limit (dBm)	Margin (dB)
	A	B	C	D	Σ		
5530	-1.78	-1.67	-	-	1.28	11.00	-9.72
5610	2.78	2.47	-	-	5.64	11.00	-5.36
5690	3.55	3.69	-	-	6.63	11.00	-4.37

Table 645 - Maximum Power Spectral Density Results

Test Configuration			
Frequency Range:	5.470-5.725 GHz	Band:	U-NII-2C
Limit Clause(s):	15.407 (a)(2) RSS-247 6.2.3.1	Test Method(s):	C63.10 12.4.2.4 C63.10 12.6
Additional Reference(s):	662911 D01 v02r01 F)2)d)(ii), 662911 D01 v02r01 E)2)b)		
Note(s):	DCCF was added to the spectrum analyser reference level offset.		

DUT Configuration			
Mode:	802.11ax HE160 SU	Duty Cycle (%):	92.7
Modulation Coding Scheme:	MCS2x2	DCCF (dB):	0.33
Antenna Configuration:	MIMO SDM	Peak Antenna Gain (dBi):	3.60
Active Port(s):	A+B (Core 0 + Core 1)	Active Chain(s):	0+1

Test Frequency (MHz)	PSD (dBm / MHz)					Limit (dBm)	Margin (dB)
	A	B	C	D	Σ		
5570	-6.61	-6.66	-	-	-3.63	11.00	-14.63

Table 646 - Maximum Power Spectral Density Results



Test Configuration			
Frequency Range:	5.725-5.850 GHz	Band:	U-NII-3
Limit Clause(s):	15.407 (a)(3) RSS-247 6.2.4.1	Test Method(s):	C63.10 12.4.2.4 C63.10 12.6
Additional Reference(s):	662911 D01 v02r01 F)2)d)(ii), 662911 D01 v02r01 E)2)b)		
Note(s):	DCCF was added to the spectrum analyser reference level offset.		

DUT Configuration			
Mode:	802.11n HT20	Duty Cycle (%):	93.8
Modulation Coding Scheme:	MCS10	DCCF (dB):	0.28
Antenna Configuration:	MIMO SDM	Peak Antenna Gain (dBi):	3.60
Active Port(s):	A+B (Core 0 + Core 1)	Active Chain(s):	0+1

Test Frequency (MHz)	PSD (dBm / 500 kHz)					Limit (dBm)	Margin (dB)
	A	B	C	D	Σ		
5720	0.73	0.99	-	-	3.87	30.00	-26.13
5745	7.90	8.36	-	-	11.15	30.00	-18.85
5785	8.06	8.27	-	-	11.18	30.00	-18.82
5825	8.30	8.10	-	-	11.21	30.00	-18.79

Table 647 - Maximum Power Spectral Density Results

Test Configuration			
Frequency Range:	5.725-5.850 GHz	Band:	U-NII-3
Limit Clause(s):	15.407 (a)(3) RSS-247 6.2.4.1	Test Method(s):	C63.10 12.4.2.4 C63.10 12.6
Additional Reference(s):	662911 D01 v02r01 F)2)d)(ii), 662911 D01 v02r01 E)2)b)		
Note(s):	DCCF was added to the spectrum analyser reference level offset.		

DUT Configuration			
Mode:	802.11n HT40	Duty Cycle (%):	90.0
Modulation Coding Scheme:	MCS10	DCCF (dB):	0.46
Antenna Configuration:	MIMO SDM	Peak Antenna Gain (dBi):	3.60
Active Port(s):	A+B (Core 0 + Core 1)	Active Chain(s):	0+1

Test Frequency (MHz)	PSD (dBm / 500 kHz)					Limit (dBm)	Margin (dB)
	A	B	C	D	Σ		
5710	-0.68	0.02	-	-	2.70	30.00	-27.30
5755	5.15	5.33	-	-	8.25	30.00	-21.75
5795	5.12	5.21	-	-	8.18	30.00	-21.82

Table 648 - Maximum Power Spectral Density Results



Test Configuration			
Frequency Range:	5.725-5.850 GHz	Band:	U-NII-3
Limit Clause(s):	15.407 (a)(3) RSS-247 6.2.4.1	Test Method(s):	C63.10 12.4.2.4 C63.10 12.6
Additional Reference(s):	662911 D01 v02r01 F)2)d)(ii), 662911 D01 v02r01 E)2)b)		
Note(s):	DCCF was added to the spectrum analyser reference level offset.		

DUT Configuration			
Mode:	802.11ac VHT80	Duty Cycle (%):	84.5
Modulation Coding Scheme:	MCS2x2	DCCF (dB):	0.73
Antenna Configuration:	MIMO SDM	Peak Antenna Gain (dBi):	3.60
Active Port(s):	A+B (Core 0 + Core 1)	Active Chain(s):	0+1

Test Frequency (MHz)	PSD (dBm / 500 kHz)					Limit (dBm)	Margin (dB)
	A	B	C	D	Σ		
5690	-2.46	-1.72	-	-	0.93	30.00	-29.07
5775	0.86	1.18	-	-	4.03	30.00	-25.97

Table 649 - Maximum Power Spectral Density Results

Test Configuration			
Frequency Range:	5.725-5.850 GHz	Band:	U-NII-3
Limit Clause(s):	15.407 (a)(3) RSS-247 6.2.4.1	Test Method(s):	C63.10 12.4.2.4 C63.10 12.6
Additional Reference(s):	662911 D01 v02r01 F)2)d)(ii), 662911 D01 v02r01 E)2)b)		
Note(s):	DCCF was added to the spectrum analyser reference level offset.		

DUT Configuration			
Mode:	802.11ax HE20 SU	Duty Cycle (%):	95.9
Modulation Coding Scheme:	MCS2x2	DCCF (dB):	0.18
Antenna Configuration:	MIMO SDM	Peak Antenna Gain (dBi):	3.60
Active Port(s):	A+B (Core 0 + Core 1)	Active Chain(s):	0+1

Test Frequency (MHz)	PSD (dBm / 500 kHz)					Limit (dBm)	Margin (dB)
	A	B	C	D	Σ		
5720	0.33	1.08	-	-	3.73	30.00	-26.27
5745	7.85	7.90	-	-	10.89	30.00	-19.11
5785	8.29	7.99	-	-	11.16	30.00	-18.84
5825	8.13	7.91	-	-	11.03	30.00	-18.97

Table 650 - Maximum Power Spectral Density Results



Test Configuration			
Frequency Range:	5.725-5.850 GHz	Band:	U-NII-3
Limit Clause(s):	15.407 (a)(3) RSS-247 6.2.4.1	Test Method(s):	C63.10 12.4.2.4 C63.10 12.6
Additional Reference(s):	662911 D01 v02r01 F)2)d)(ii), 662911 D01 v02r01 E)2)b)		
Note(s):	DCCF was added to the spectrum analyser reference level offset.		

DUT Configuration			
Mode:	802.11ax HE40 SU	Duty Cycle (%):	95.8
Modulation Coding Scheme:	MCS2x2	DCCF (dB):	0.19
Antenna Configuration:	MIMO SDM	Peak Antenna Gain (dBi):	3.60
Active Port(s):	A+B (Core 0 + Core 1)	Active Chain(s):	0+1

Test Frequency (MHz)	PSD (dBm / 500 kHz)					Limit (dBm)	Margin (dB)
	A	B	C	D	Σ		
5710	-1.09	-0.51	-	-	2.22	30.00	-27.78
5755	4.95	5.06	-	-	8.02	30.00	-21.98
5795	4.97	4.84	-	-	7.92	30.00	-22.08

Table 651 - Maximum Power Spectral Density Results

Test Configuration			
Frequency Range:	5.725-5.850 GHz	Band:	U-NII-3
Limit Clause(s):	15.407 (a)(3) RSS-247 6.2.4.1	Test Method(s):	C63.10 12.4.2.4 C63.10 12.6
Additional Reference(s):	662911 D01 v02r01 F)2)d)(ii), 662911 D01 v02r01 E)2)b)		
Note(s):	DCCF was added to the spectrum analyser reference level offset.		

DUT Configuration			
Mode:	802.11ax HE80 SU	Duty Cycle (%):	95.6
Modulation Coding Scheme:	MCS2x2	DCCF (dB):	0.20
Antenna Configuration:	MIMO SDM	Peak Antenna Gain (dBi):	3.60
Active Port(s):	A+B (Core 0 + Core 1)	Active Chain(s):	0+1

Test Frequency (MHz)	PSD (dBm / 500 kHz)					Limit (dBm)	Margin (dB)
	A	B	C	D	Σ		
5690	-2.98	-3.14	-	-	-0.05	30.00	-30.05
5775	0.63	1.02	-	-	3.84	30.00	-26.16

Table 652 - Maximum Power Spectral Density Results



Test Configuration			
Frequency Range:	5.150-5.250 GHz	Band:	U-NII-1
Limit Clause(s):	15.407 (a)(1)(iv)	Test Method(s):	C63.10 12.4.2.4 C63.10 12.6
Additional Reference(s):	662911 D01 v02r01 F)2)d)(ii), 662911 D01 v02r01 E)2)b)		
Note(s):	DCCF was added to the spectrum analyser reference level offset.		

DUT Configuration			
Mode:	802.11ax HE20 RU26	Duty Cycle (%):	97.5
Modulation Coding Scheme:	MCS2x2	DCCF (dB):	0.11
Antenna Configuration:	MIMO SDM	Peak Antenna Gain (dBi):	4.00
Active Port(s):	A+B (Core 0 + Core 1)	Active Chain(s):	0+1

Test Frequency (MHz)	PSD (dBm / MHz)					Limit (dBm)	Margin (dB)
	A	B	C	D	Σ		
5180 (RU26.0)	5.67	5.48	-	-	8.58	11.00	-2.42
5220 (RU26.0)	5.72	5.27	-	-	8.51	11.00	-2.49
5240 (RU26.8)	5.68	4.95	-	-	8.34	11.00	-2.66

Table 653 - FCC Maximum Power Spectral Density Results

Test Configuration			
Frequency Range:	5.150-5.250 GHz	Band:	U-NII-1
Limit Clause(s):	15.407 (a)(1)(iv)	Test Method(s):	C63.10 12.4.2.4 C63.10 12.6
Additional Reference(s):	662911 D01 v02r01 F)2)d)(ii), 662911 D01 v02r01 E)2)b)		
Note(s):	DCCF was added to the spectrum analyser reference level offset.		

DUT Configuration			
Mode:	802.11ax HE20 RU52	Duty Cycle (%):	97.4
Modulation Coding Scheme:	MCS2x2	DCCF (dB):	0.11
Antenna Configuration:	MIMO SDM	Peak Antenna Gain (dBi):	4.00
Active Port(s):	A+B (Core 0 + Core 1)	Active Chain(s):	0+1

Test Frequency (MHz)	PSD (dBm / MHz)					Limit (dBm)	Margin (dB)
	A	B	C	D	Σ		
5180 (RU52.37)	5.55	5.71	-	-	8.64	11.00	-2.36
5220 (RU52.37)	5.79	5.60	-	-	8.71	11.00	-2.29
5240 (RU52.40)	5.72	5.66	-	-	8.70	11.00	-2.30

Table 654 - FCC Maximum Power Spectral Density Results



Test Configuration			
Frequency Range:	5.150-5.250 GHz	Band:	U-NII-1
Limit Clause(s):	15.407 (a)(1)(iv)	Test Method(s):	C63.10 12.4.2.4 C63.10 12.6
Additional Reference(s):	662911 D01 v02r01 F)2)d)(ii), 662911 D01 v02r01 E)2)b)		
Note(s):	DCCF was added to the spectrum analyser reference level offset.		

DUT Configuration			
Mode:	802.11ax HE20 RU106	Duty Cycle (%):	97.5
Modulation Coding Scheme:	MCS2x2	DCCF (dB):	0.11
Antenna Configuration:	MIMO SDM	Peak Antenna Gain (dBi):	4.00
Active Port(s):	A+B (Core 0 + Core 1)	Active Chain(s):	0+1

Test Frequency (MHz)	PSD (dBm / MHz)					Limit (dBm)	Margin (dB)
	A	B	C	D	Σ		
5180 (RU106.53)	5.40	5.73	-	-	8.58	11.00	-2.42
5220 (RU106.53)	5.43	5.85	-	-	8.65	11.00	-2.35
5240 (RU106.54)	5.80	5.96	-	-	8.89	11.00	-2.11

Table 655 - FCC Maximum Power Spectral Density Results

Test Configuration			
Frequency Range:	5.150-5.250 GHz	Band:	U-NII-1
Limit Clause(s):	RSS-247 6.2.1.1	Test Method(s):	C63.10 12.4.2.4 C63.10 12.6
Additional Reference(s):	662911 D01 v02r01 F)2)d)(ii), 662911 D01 v02r01 E)2)b)		
Note(s):	DCCF was added to the spectrum analyser reference level offset.		

DUT Configuration			
Mode:	802.11ax HE20 RU26	Duty Cycle (%):	97.4
Modulation Coding Scheme:	MCS2x2	DCCF (dB):	0.12
Antenna Configuration:	MIMO SDM	Peak Antenna Gain (dBi):	4.00
Active Port(s):	A+B (Core 0 + Core 1)	Active Chain(s):	0+1

Test Frequency (MHz)	PSD (dBm / MHz)					Gain (dBi)	EIRP (dBm)	EIRP Limit (dBm)	EIRP Margin (dB)
	A	B	C	D	Σ				
5180 (RU26.0)	0.61	0.52	-	-	3.57	4.00	7.57	10.00	-2.43
5220 (RU26.0)	0.76	0.71	-	-	3.74	4.00	7.74	10.00	-2.26
5240 (RU26.8)	0.53	0.11	-	-	3.33	4.00	7.33	10.00	-2.67

Table 656 - ISED Maximum Power Spectral Density Results



Test Configuration			
Frequency Range:	5.150-5.250 GHz	Band:	U-NII-1
Limit Clause(s):	RSS-247 6.2.1.1	Test Method(s):	C63.10 12.4.2.4 C63.10 12.6
Additional Reference(s):	662911 D01 v02r01 F)2)d)(ii), 662911 D01 v02r01 E)2)b)		
Note(s):	DCCF was added to the spectrum analyser reference level offset.		

DUT Configuration			
Mode:	802.11ax HE20 RU52	Duty Cycle (%):	97.1
Modulation Coding Scheme:	MCS2x2	DCCF (dB):	0.13
Antenna Configuration:	MIMO SDM	Peak Antenna Gain (dBi):	4.00
Active Port(s):	A+B (Core 0 + Core 1)	Active Chain(s):	0+1

Test Frequency (MHz)	PSD (dBm / MHz)					Gain (dBi)	EIRP (dBm)	EIRP Limit (dBm)	EIRP Margin (dB)
	A	B	C	D	Σ				
5180 (RU52.37)	0.82	0.88	-	-	3.86	4.00	7.86	10.00	-2.14
5220 (RU52.37)	0.81	0.91	-	-	3.87	4.00	7.87	10.00	-2.13
5240 (RU52.40)	0.53	0.82	-	-	3.69	4.00	7.69	10.00	-2.31

Table 657 - ISED Maximum Power Spectral Density Results

Test Configuration			
Frequency Range:	5.150-5.250 GHz	Band:	U-NII-1
Limit Clause(s):	RSS-247 6.2.1.1	Test Method(s):	C63.10 12.4.2.4 C63.10 12.6
Additional Reference(s):	662911 D01 v02r01 F)2)d)(ii), 662911 D01 v02r01 E)2)b)		
Note(s):	DCCF was added to the spectrum analyser reference level offset.		

DUT Configuration			
Mode:	802.11ax HE20 RU106	Duty Cycle (%):	98.0
Modulation Coding Scheme:	MCS2x2	DCCF (dB):	0.09
Antenna Configuration:	MIMO SDM	Peak Antenna Gain (dBi):	4.00
Active Port(s):	A+B (Core 0 + Core 1)	Active Chain(s):	0+1

Test Frequency (MHz)	PSD (dBm / MHz)					Gain (dBi)	EIRP (dBm)	EIRP Limit (dBm)	EIRP Margin (dB)
	A	B	C	D	Σ				
5180 (RU106.53)	0.64	0.98	-	-	3.82	4.00	7.82	10.00	-2.18
5220 (RU106.53)	0.37	0.84	-	-	3.62	4.00	7.62	10.00	-2.38
5240 (RU106.54)	1.21	1.01	-	-	4.12	4.00	8.12	10.00	-1.88

Table 658 - ISED Maximum Power Spectral Density Results



Test Configuration			
Frequency Range:	5.250-5.350 GHz	Band:	U-NII-2A
Limit Clause(s):	15.407 (a)(2) RSS-247 6.2.2.1	Test Method(s):	C63.10 12.4.2.4 C63.10 12.6
Additional Reference(s):	662911 D01 v02r01 F)2)d)(ii), 662911 D01 v02r01 E)2)b)		
Note(s):	DCCF was added to the spectrum analyser reference level offset.		

DUT Configuration			
Mode:	802.11ax HE20 RU52	Duty Cycle (%):	97.1
Modulation Coding Scheme:	MCS2x2	DCCF (dB):	0.13
Antenna Configuration:	MIMO SDM	Peak Antenna Gain (dBi):	4.65
Active Port(s):	A+B (Core 0 + Core 1)	Active Chain(s):	0+1

Test Frequency (MHz)	PSD (dBm / MHz)					Limit (dBm)	Margin (dB)
	A	B	C	D	Σ		
5260 (RU52.37)	5.67	6.36	-	-	9.04	11.00	-1.96
5300 (RU52.37)	5.76	5.94	-	-	8.86	11.00	-2.14
5320 (RU52.40)	5.89	5.73	-	-	8.82	11.00	-2.18

Table 659 - Maximum Power Spectral Density Results

Test Configuration			
Frequency Range:	5.250-5.350 GHz	Band:	U-NII-2A
Limit Clause(s):	15.407 (a)(2) RSS-247 6.2.2.1	Test Method(s):	C63.10 12.4.2.4 C63.10 12.6
Additional Reference(s):	662911 D01 v02r01 F)2)d)(ii), 662911 D01 v02r01 E)2)b)		
Note(s):	DCCF was added to the spectrum analyser reference level offset.		

DUT Configuration			
Mode:	802.11ax HE20 RU106	Duty Cycle (%):	97.9
Modulation Coding Scheme:	MCS2x2	DCCF (dB):	0.09
Antenna Configuration:	MIMO SDM	Peak Antenna Gain (dBi):	4.65
Active Port(s):	A+B (Core 0 + Core 1)	Active Chain(s):	0+1

Test Frequency (MHz)	PSD (dBm / MHz)					Limit (dBm)	Margin (dB)
	A	B	C	D	Σ		
5260 (RU106.53)	5.68	6.13	-	-	8.92	11.00	-2.08
5300 (RU106.53)	5.29	5.94	-	-	8.64	11.00	-2.36
5320 (RU106.54)	6.03	5.51	-	-	8.78	11.00	-2.22

Table 660 - Maximum Power Spectral Density Results



Test Configuration			
Frequency Range:	5.470-5.725 GHz	Band:	U-NII-2C
Limit Clause(s):	15.407 (a)(2) RSS-247 6.2.3.1	Test Method(s):	C63.10 12.4.2.4 C63.10 12.6
Additional Reference(s):	662911 D01 v02r01 F)2)d)(ii), 662911 D01 v02r01 E)2)b)		
Note(s):	DCCF was added to the spectrum analyser reference level offset.		

DUT Configuration			
Mode:	802.11ax HE20 RU52	Duty Cycle (%):	97.0
Modulation Coding Scheme:	MCS2x2	DCCF (dB):	0.13
Antenna Configuration:	MIMO SDM	Peak Antenna Gain (dBi):	3.60
Active Port(s):	A+B (Core 0 + Core 1)	Active Chain(s):	0+1

Test Frequency (MHz)	PSD (dBm / MHz)					Limit (dBm)	Margin (dB)
	A	B	C	D	Σ		
5500 (RU52.37)	5.84	5.68	-	-	8.77	11.00	-2.23
5580 (RU52.37)	6.00	6.09	-	-	9.05	11.00	-1.95
5700 (RU52.40)	5.11	5.71	-	-	8.44	11.00	-2.56
5720 (RU52.39)	5.12	5.73	-	-	8.45	11.00	-2.55

Table 661 - Maximum Power Spectral Density Results

Test Configuration			
Frequency Range:	5.470-5.725 GHz	Band:	U-NII-2C
Limit Clause(s):	15.407 (a)(2) RSS-247 6.2.3.1	Test Method(s):	C63.10 12.4.2.4 C63.10 12.6
Additional Reference(s):	662911 D01 v02r01 F)2)d)(ii), 662911 D01 v02r01 E)2)b)		
Note(s):	DCCF was added to the spectrum analyser reference level offset.		

DUT Configuration			
Mode:	802.11ax HE20 RU106	Duty Cycle (%):	97.7
Modulation Coding Scheme:	MCS2x2	DCCF (dB):	0.10
Antenna Configuration:	MIMO SDM	Peak Antenna Gain (dBi):	3.60
Active Port(s):	A+B (Core 0 + Core 1)	Active Chain(s):	0+1

Test Frequency (MHz)	PSD (dBm / MHz)					Limit (dBm)	Margin (dB)
	A	B	C	D	Σ		
5500 (RU106.53)	6.09	6.33	-	-	9.22	11.00	-1.78
5580 (RU106.53)	5.80	6.08	-	-	8.95	11.00	-2.05
5700 (RU106.54)	5.47	5.63	-	-	8.56	11.00	-2.44
5720 (RU106.53)	5.25	6.02	-	-	8.66	11.00	-2.34

Table 662 - Maximum Power Spectral Density Results



Test Configuration			
Frequency Range:	5.725-5.850 GHz	Band:	U-NII-3
Limit Clause(s):	15.407 (a)(3) RSS-247 6.2.4.1	Test Method(s):	C63.10 12.4.2.4 C63.10 12.6
Additional Reference(s):	662911 D01 v02r01 F)2)d)(ii), 662911 D01 v02r01 E)2)b)		
Note(s):	DCCF was added to the spectrum analyser reference level offset.		

DUT Configuration			
Mode:	802.11ax HE20 RU26	Duty Cycle (%):	97.1
Modulation Coding Scheme:	MCS2x2	DCCF (dB):	0.13
Antenna Configuration:	MIMO SDM	Peak Antenna Gain (dBi):	3.20
Active Port(s):	A+B (Core 0 + Core 1)	Active Chain(s):	0+1

Test Frequency (MHz)	PSD (dBm / 500 kHz)					Limit (dBm)	Margin (dB)
	A	B	C	D	Σ		
5745 (RU26.0)	7.91	8.25	-	-	11.09	30.00	-18.91
5785 (RU26.0)	7.85	7.54	-	-	10.71	30.00	-19.29
5825 (RU26.8)	8.17	7.83	-	-	11.01	30.00	-18.99

Table 663 - Maximum Power Spectral Density Results

Test Configuration			
Frequency Range:	5.725-5.850 GHz	Band:	U-NII-3
Limit Clause(s):	15.407 (a)(3) RSS-247 6.2.4.1	Test Method(s):	C63.10 12.4.2.4 C63.10 12.6
Additional Reference(s):	662911 D01 v02r01 F)2)d)(ii), 662911 D01 v02r01 E)2)b)		
Note(s):	DCCF was added to the spectrum analyser reference level offset.		

DUT Configuration			
Mode:	802.11ax HE20 RU52	Duty Cycle (%):	97.0
Modulation Coding Scheme:	MCS2x2	DCCF (dB):	0.13
Antenna Configuration:	MIMO SDM	Peak Antenna Gain (dBi):	3.60
Active Port(s):	A+B (Core 0 + Core 1)	Active Chain(s):	0+1

Test Frequency (MHz)	PSD (dBm / 500 kHz)					Limit (dBm)	Margin (dB)
	A	B	C	D	Σ		
5720 (RU52.40)	2.56	2.90	-	-	5.74	30.00	-24.26
5745 (RU52.37)	8.01	7.73	-	-	10.88	30.00	-19.12
5785 (RU52.37)	8.03	8.12	-	-	11.09	30.00	-18.91
5825 (RU52.40)	7.49	7.90	-	-	10.71	30.00	-19.29

Table 664 - Maximum Power Spectral Density Results



Test Configuration			
Frequency Range:	5.725-5.850 GHz	Band:	U-NII-3
Limit Clause(s):	15.407 (a)(3) RSS-247 6.2.4.1	Test Method(s):	C63.10 12.4.2.4 C63.10 12.6
Additional Reference(s):	662911 D01 v02r01 F)2)d)(ii), 662911 D01 v02r01 E)2)b)		
Note(s):	DCCF was added to the spectrum analyser reference level offset.		

DUT Configuration			
Mode:	802.11ax HE20 RU106	Duty Cycle (%):	97.8
Modulation Coding Scheme:	MCS2x2	DCCF (dB):	0.10
Antenna Configuration:	MIMO SDM	Peak Antenna Gain (dBi):	3.60
Active Port(s):	A+B (Core 0 + Core 1)	Active Chain(s):	0+1

Test Frequency (MHz)	PSD (dBm / 500 kHz)					Limit (dBm)	Margin (dB)
	A	B	C	D	Σ		
5720 (RU106.54)	2.50	2.63	-	-	5.58	30.00	-24.42
5745 (RU106.53)	7.54	8.03	-	-	10.80	30.00	-19.20
5785 (RU106.53)	7.94	8.54	-	-	11.26	30.00	-18.74
5825 (RU106.54)	8.42	8.04	-	-	11.24	30.00	-18.76

Table 665 - Maximum Power Spectral Density Results



TxBF

Test Configuration			
Frequency Range:	5.150-5.250 GHz	Band:	U-NII-1
Limit Clause(s):	15.407 (a)(1)(iv)	Test Method(s):	C63.10 12.4.2.4 C63.10 12.6
Additional Reference(s):	662911 D01 v02r01 F)2)d)(i), 662911 D01 v02r01 E)2)b)		
Note(s):	DCCF was added to the spectrum analyser reference level offset.		

DUT Configuration			
Mode:	802.11ac VHT20	Duty Cycle (%):	90.3
Modulation Coding Scheme:	MCS2x1	DCCF (dB):	0.44
Antenna Configuration:	TxBF	Peak Antenna Gain (dBi):	7.01
Active Port(s):	A+B (Core 0 + Core 1)	Active Chain(s):	0+1

Test Frequency (MHz)	PSD (dBm / MHz)					Limit (dBm)	Margin (dB)
	A	B	C	D	Σ		
5180	4.45	4.09	-	-	7.28	9.99	-2.70
5220	4.64	4.72	-	-	7.69	9.99	-2.30
5240	5.45	4.27	-	-	7.91	9.99	-2.08

Table 666 - FCC Maximum Power Spectral Density Results

Test Configuration			
Frequency Range:	5.150-5.250 GHz	Band:	U-NII-1
Limit Clause(s):	15.407 (a)(1)(iv)	Test Method(s):	C63.10 12.4.2.4 C63.10 12.6
Additional Reference(s):	662911 D01 v02r01 F)2)d)(i), 662911 D01 v02r01 E)2)b)		
Note(s):	DCCF was added to the spectrum analyser reference level offset.		

DUT Configuration			
Mode:	802.11ac VHT40	Duty Cycle (%):	90.9
Modulation Coding Scheme:	MCS2x1	DCCF (dB):	0.41
Antenna Configuration:	TxBF	Peak Antenna Gain (dBi):	7.01
Active Port(s):	A+B (Core 0 + Core 1)	Active Chain(s):	0+1

Test Frequency (MHz)	PSD (dBm / MHz)					Limit (dBm)	Margin (dB)
	A	B	C	D	Σ		
5190	0.89	1.49	-	-	4.21	9.99	-5.78
5230	4.66	4.04	-	-	7.37	9.99	-2.62

Table 667 - FCC Maximum Power Spectral Density Results



Test Configuration			
Frequency Range:	5.150-5.250 GHz	Band:	U-NII-1
Limit Clause(s):	15.407 (a)(1)(iv)	Test Method(s):	C63.10 12.4.2.4 C63.10 12.6
Additional Reference(s):	662911 D01 v02r01 F)2)d)(i), 662911 D01 v02r01 E)2)b)		
Note(s):	DCCF was added to the spectrum analyser reference level offset.		

DUT Configuration			
Mode:	802.11ac VHT80	Duty Cycle (%):	89.1
Modulation Coding Scheme:	MCS2x1	DCCF (dB):	0.50
Antenna Configuration:	TxBF	Peak Antenna Gain (dBi):	7.01
Active Port(s):	A+B (Core 0 + Core 1)	Active Chain(s):	0+1

Test Frequency (MHz)	PSD (dBm / MHz)					Limit (dBm)	Margin (dB)
	A	B	C	D	Σ		
5210	-1.45	-2.18	-	-	1.21	9.99	-8.78

Table 668 - FCC Maximum Power Spectral Density Results

Test Configuration			
Frequency Range:	5.150-5.250 GHz	Band:	U-NII-1
Limit Clause(s):	RSS-247 6.2.1.1	Test Method(s):	C63.10 12.4.2.4 C63.10 12.6
Additional Reference(s):	662911 D01 v02r01 F)2)d)(i), 662911 D01 v02r01 E)2)b)		
Note(s):	DCCF was added to the spectrum analyser reference level offset.		

DUT Configuration			
Mode:	802.11ac VHT20	Duty Cycle (%):	88.9
Modulation Coding Scheme:	MCS2x1	DCCF (dB):	0.51
Antenna Configuration:	TxBF	Peak Antenna Gain (dBi):	7.01
Active Port(s):	A+B (Core 0 + Core 1)	Active Chain(s):	0+1

Test Frequency (MHz)	PSD (dBm / MHz)					Gain (dBi)	EIRP (dBm)	EIRP Limit (dBm)	EIRP Margin (dB)
	A	B	C	D	Σ				
5180	-2.52	-2.89	-	-	0.31	7.01	7.32	10.00	-2.68
5220	-2.46	-2.48	-	-	0.54	7.01	7.55	10.00	-2.45
5240	-2.21	-2.31	-	-	0.75	7.01	7.76	10.00	-2.24

Table 669 - ISED Maximum Power Spectral Density Results



Test Configuration			
Frequency Range:	5.150-5.250 GHz	Band:	U-NII-1
Limit Clause(s):	RSS-247 6.2.1.1	Test Method(s):	C63.10 12.4.2.4 C63.10 12.6
Additional Reference(s):	662911 D01 v02r01 F)2)d)(i), 662911 D01 v02r01 E)2)b)		
Note(s):	DCCF was added to the spectrum analyser reference level offset.		

DUT Configuration			
Mode:	802.11ac VHT40	Duty Cycle (%):	90.3
Modulation Coding Scheme:	MCS2x1	DCCF (dB):	0.44
Antenna Configuration:	TxBF	Peak Antenna Gain (dBi):	7.01
Active Port(s):	A+B (Core 0 + Core 1)	Active Chain(s):	0+1

Test Frequency (MHz)	PSD (dBm / MHz)					Gain (dBi)	EIRP (dBm)	EIRP Limit (dBm)	EIRP Margin (dB)
	A	B	C	D	Σ				
5190	-2.70	-2.80	-	-	0.26	7.01	7.27	10.00	-2.73
5230	-2.75	-3.35	-	-	-0.03	7.01	6.98	10.00	-3.02

Table 670 - ISED Maximum Power Spectral Density Results

Test Configuration			
Frequency Range:	5.150-5.250 GHz	Band:	U-NII-1
Limit Clause(s):	RSS-247 6.2.1.1	Test Method(s):	C63.10 12.4.2.4 C63.10 12.6
Additional Reference(s):	662911 D01 v02r01 F)2)d)(i), 662911 D01 v02r01 E)2)b)		
Note(s):	DCCF was added to the spectrum analyser reference level offset.		

DUT Configuration			
Mode:	802.11ac VHT80	Duty Cycle (%):	91.1
Modulation Coding Scheme:	MCS2x1	DCCF (dB):	0.41
Antenna Configuration:	TxBF	Peak Antenna Gain (dBi):	7.01
Active Port(s):	A+B (Core 0 + Core 1)	Active Chain(s):	0+1

Test Frequency (MHz)	PSD (dBm / MHz)					Gain (dBi)	EIRP (dBm)	EIRP Limit (dBm)	EIRP Margin (dB)
	A	B	C	D	Σ				
5210	-4.96	-5.24	-	-	-2.09	7.01	4.92	10.00	-5.08

Table 671 - ISED Maximum Power Spectral Density Results



Test Configuration			
Frequency Range:	5.250-5.350 GHz	Band:	U-NII-2A
Limit Clause(s):	15.407 (a)(2) RSS-247 6.2.2.1	Test Method(s):	C63.10 12.4.2.4 C63.10 12.6
Additional Reference(s):	662911 D01 v02r01 F)2)d)(i), 662911 D01 v02r01 E)2)b)		
Note(s):	DCCF was added to the spectrum analyser reference level offset.		

DUT Configuration			
Mode:	802.11ac VHT20	Duty Cycle (%):	90.3
Modulation Coding Scheme:	MCS2x1	DCCF (dB):	0.44
Antenna Configuration:	TxBF	Peak Antenna Gain (dBi):	7.66
Active Port(s):	A+B (Core 0 + Core 1)	Active Chain(s):	0+1

Test Frequency (MHz)	PSD (dBm / MHz)					Limit (dBm)	Margin (dB)
	A	B	C	D	Σ		
5260	4.57	3.32	-	-	7.00	9.34	-2.34
5300	4.36	3.93	-	-	7.16	9.34	-2.18
5320	3.54	4.16	-	-	6.87	9.34	-2.47

Table 672 - FCC Maximum Power Spectral Density Results

Test Frequency (MHz)	PSD (dBm / MHz)					Limit (dBm)	Margin (dB)
	A	B	C	D	Σ		
5260	4.57	3.32	-	-	7.00	11.00	-4.00
5300	4.36	3.93	-	-	7.16	11.00	-3.84
5320	3.54	4.16	-	-	6.87	11.00	-4.13

Table 673 - ISED Maximum Power Spectral Density Results



Test Configuration			
Frequency Range:	5.250-5.350 GHz	Band:	U-NII-2A
Limit Clause(s):	15.407 (a)(2) RSS-247 6.2.2.1	Test Method(s):	C63.10 12.4.2.4 C63.10 12.6
Additional Reference(s):	662911 D01 v02r01 F)2)d)(i), 662911 D01 v02r01 E)2)b)		
Note(s):	DCCF was added to the spectrum analyser reference level offset.		

DUT Configuration			
Mode:	802.11ac VHT40	Duty Cycle (%):	90.0
Modulation Coding Scheme:	MCS2x1	DCCF (dB):	0.46
Antenna Configuration:	TxBF	Peak Antenna Gain (dBi):	7.66
Active Port(s):	A+B (Core 0 + Core 1)	Active Chain(s):	0+1

Test Frequency (MHz)	PSD (dBm / MHz)					Limit (dBm)	Margin (dB)
	A	B	C	D	Σ		
5270	3.79	3.85	-	-	6.83	9.34	-2.51
5310	1.39	1.35	-	-	4.38	9.34	-4.96

Table 674 - FCC Maximum Power Spectral Density Results

Test Frequency (MHz)	PSD (dBm / MHz)					Limit (dBm)	Margin (dB)
	A	B	C	D	Σ		
5270	3.79	3.85	-	-	6.83	11.00	-4.17
5310	1.39	1.35	-	-	4.38	11.00	-6.62

Table 675 - ISED Maximum Power Spectral Density Results



Test Configuration			
Frequency Range:	5.250-5.350 GHz	Band:	U-NII-2A
Limit Clause(s):	15.407 (a)(2) RSS-247 6.2.2.1	Test Method(s):	C63.10 12.4.2.4 C63.10 12.6
Additional Reference(s):	662911 D01 v02r01 F)2)d)(i), 662911 D01 v02r01 E)2)b)		
Note(s):	DCCF was added to the spectrum analyser reference level offset.		

DUT Configuration			
Mode:	802.11ac VHT80	Duty Cycle (%):	88.9
Modulation Coding Scheme:	MCS2x1	DCCF (dB):	0.51
Antenna Configuration:	TxBF	Peak Antenna Gain (dBi):	7.66
Active Port(s):	A+B (Core 0 + Core 1)	Active Chain(s):	0+1

Test Frequency (MHz)	PSD (dBm / MHz)					Limit (dBm)	Margin (dB)
	A	B	C	D	Σ		
5290	-2.28	-4.52	-	-	-0.25	9.34	-9.59

Table 676 - FCC Maximum Power Spectral Density Results

Test Frequency (MHz)	PSD (dBm / MHz)					Limit (dBm)	Margin (dB)
	A	B	C	D	Σ		
5290	-2.28	-4.52	-	-	-0.25	11.00	-11.25

Table 677 - ISED Maximum Power Spectral Density Results



Test Configuration			
Frequency Range:	5.470-5.725 GHz	Band:	U-NII-2C
Limit Clause(s):	15.407 (a)(2) RSS-247 6.2.3.1	Test Method(s):	C63.10 12.4.2.4 C63.10 12.6
Additional Reference(s):	662911 D01 v02r01 F)2)d)(i), 662911 D01 v02r01 E)2)b)		
Note(s):	DCCF was added to the spectrum analyser reference level offset.		

DUT Configuration			
Mode:	802.11ac VHT20	Duty Cycle (%):	89.2
Modulation Coding Scheme:	MCS2x1	DCCF (dB):	0.50
Antenna Configuration:	TxBF	Peak Antenna Gain (dBi):	6.61
Active Port(s):	A+B (Core 0 + Core 1)	Active Chain(s):	0+1

Test Frequency (MHz)	PSD (dBm / MHz)					Limit (dBm)	Margin (dB)
	A	B	C	D	Σ		
5500	5.52	5.54	-	-	8.54	10.39	-1.85
5580	5.53	5.52	-	-	8.54	10.39	-1.85
5700	4.77	2.86	-	-	6.93	10.39	-3.46
5720	5.04	5.12	-	-	8.09	10.39	-2.30

Table 678 - FCC Maximum Power Spectral Density Results

Test Frequency (MHz)	PSD (dBm / MHz)					Limit (dBm)	Margin (dB)
	A	B	C	D	Σ		
5500	5.52	5.54	-	-	8.54	11.00	-2.46
5580	5.53	5.52	-	-	8.54	11.00	-2.46
5700	4.77	2.86	-	-	6.93	11.00	-4.07
5720	5.04	5.12	-	-	8.09	11.00	-2.91

Table 679 - ISED Maximum Power Spectral Density Results



Test Configuration			
Frequency Range:	5.470-5.725 GHz	Band:	U-NII-2C
Limit Clause(s):	15.407 (a)(2) RSS-247 6.2.3.1	Test Method(s):	C63.10 12.4.2.4 C63.10 12.6
Additional Reference(s):	662911 D01 v02r01 F)2)d)(i), 662911 D01 v02r01 E)2)b)		
Note(s):	DCCF was added to the spectrum analyser reference level offset.		

DUT Configuration			
Mode:	802.11ac VHT40	Duty Cycle (%):	89.6
Modulation Coding Scheme:	MCS2x1	DCCF (dB):	0.48
Antenna Configuration:	TxBF	Peak Antenna Gain (dBi):	6.61
Active Port(s):	A+B (Core 0 + Core 1)	Active Chain(s):	0+1

Test Frequency (MHz)	PSD (dBm / MHz)					Limit (dBm)	Margin (dB)
	A	B	C	D	Σ		
5510	1.04	1.10	-	-	4.08	10.39	-6.31
5550	4.83	5.30	-	-	8.08	10.39	-2.31
5670	3.31	3.21	-	-	6.27	10.39	-4.12
5710	5.27	5.13	-	-	8.21	10.39	-2.18

Table 680 - FCC Maximum Power Spectral Density Results

Test Frequency (MHz)	PSD (dBm / MHz)					Limit (dBm)	Margin (dB)
	A	B	C	D	Σ		
5510	1.04	1.10	-	-	4.08	11.00	-6.92
5550	4.83	5.30	-	-	8.08	11.00	-2.92
5670	3.31	3.21	-	-	6.27	11.00	-4.73
5710	5.27	5.13	-	-	8.21	11.00	-2.79

Table 681 - ISED Maximum Power Spectral Density Results



Test Configuration			
Frequency Range:	5.470-5.725 GHz	Band:	U-NII-2C
Limit Clause(s):	15.407 (a)(2) RSS-247 6.2.3.1	Test Method(s):	C63.10 12.4.2.4 C63.10 12.6
Additional Reference(s):	662911 D01 v02r01 F)2)d)(i), 662911 D01 v02r01 E)2)b)		
Note(s):	DCCF was added to the spectrum analyser reference level offset.		

DUT Configuration			
Mode:	802.11ac VHT80	Duty Cycle (%):	88.9
Modulation Coding Scheme:	MCS2x1	DCCF (dB):	0.51
Antenna Configuration:	TxBF	Peak Antenna Gain (dBi):	6.61
Active Port(s):	A+B (Core 0 + Core 1)	Active Chain(s):	0+1

Test Frequency (MHz)	PSD (dBm / MHz)					Limit (dBm)	Margin (dB)
	A	B	C	D	Σ		
5530	-2.39	-3.99	-	-	-0.11	10.39	-10.50
5610	2.34	1.75	-	-	5.07	10.39	-5.32
5690	2.86	2.96	-	-	5.92	10.39	-4.47

Table 682 - FCC Maximum Power Spectral Density Results

Test Frequency (MHz)	PSD (dBm / MHz)					Limit (dBm)	Margin (dB)
	A	B	C	D	Σ		
5530	-2.39	-3.99	-	-	-0.11	11.00	-11.11
5690	2.86	2.96	-	-	5.92	11.00	-5.08

Table 683 - ISED Maximum Power Spectral Density Results



Test Configuration			
Frequency Range:	5.725-5.850 GHz	Band:	U-NII-3
Limit Clause(s):	15.407 (a)(3) RSS-247 6.2.4.1	Test Method(s):	C63.10 12.4.2.4 C63.10 12.6
Additional Reference(s):	662911 D01 v02r01 F)2)d)(i), 662911 D01 v02r01 E)2)b)		
Note(s):	DCCF was added to the spectrum analyser reference level offset.		

DUT Configuration			
Mode:	802.11ac VHT20	Duty Cycle (%):	90.9
Modulation Coding Scheme:	MCS2x1	DCCF (dB):	0.41
Antenna Configuration:	TxBF	Peak Antenna Gain (dBi):	6.61
Active Port(s):	A+B (Core 0 + Core 1)	Active Chain(s):	0+1

Test Frequency (MHz)	PSD (dBm / 500 kHz)					Limit (dBm)	Margin (dB)
	A	B	C	D	Σ		
5720	0.32	0.10	-	-	3.23	29.39	-26.16
5745	8.40	9.13	-	-	11.79	29.79	-18.00
5785	8.57	8.25	-	-	11.42	29.79	-18.37
5825	8.37	8.65	-	-	11.52	29.79	-18.27

Table 684 - Maximum Power Spectral Density Results



Test Configuration			
Frequency Range:	5.725-5.850 GHz	Band:	U-NII-3
Limit Clause(s):	15.407 (a)(3) RSS-247 6.2.4.1	Test Method(s):	C63.10 12.4.2.4 C63.10 12.6
Additional Reference(s):	662911 D01 v02r01 F)2)d)(i), 662911 D01 v02r01 E)2)b)		
Note(s):	DCCF was added to the spectrum analyser reference level offset.		

DUT Configuration			
Mode:	802.11ac VHT40	Duty Cycle (%):	88.9
Modulation Coding Scheme:	MCS2x1	DCCF (dB):	0.51
Antenna Configuration:	TxBF	Peak Antenna Gain (dBi):	6.61
Active Port(s):	A+B (Core 0 + Core 1)	Active Chain(s):	0+1

Test Frequency (MHz)	PSD (dBm / 500 kHz)					Limit (dBm)	Margin (dB)
	A	B	C	D	Σ		
5710	-2.12	-1.15	-	-	1.40	29.39	-27.99
5755	5.26	5.48	-	-	8.38	29.79	-21.41
5795	5.65	5.50	-	-	8.59	29.79	-21.20

Table 685 - Maximum Power Spectral Density Results

Test Configuration			
Frequency Range:	5.725-5.850 GHz	Band:	U-NII-3
Limit Clause(s):	15.407 (a)(3) RSS-247 6.2.4.1	Test Method(s):	C63.10 12.4.2.4 C63.10 12.6
Additional Reference(s):	662911 D01 v02r01 F)2)d)(i), 662911 D01 v02r01 E)2)b)		
Note(s):	DCCF was added to the spectrum analyser reference level offset.		

DUT Configuration			
Mode:	802.11ac VHT80	Duty Cycle (%):	88.9
Modulation Coding Scheme:	MCS2x1	DCCF (dB):	0.51
Antenna Configuration:	TxBF	Peak Antenna Gain (dBi):	6.61
Active Port(s):	A+B (Core 0 + Core 1)	Active Chain(s):	0+1

Test Frequency (MHz)	PSD (dBm / 500 kHz)					Limit (dBm)	Margin (dB)
	A	B	C	D	Σ		
5690	-4.28	-2.81	-	-	-0.47	29.39	-29.86
5775	0.01	0.84	-	-	3.46	29.79	-26.33

Table 686 - Maximum Power Spectral Density Results



FCC 47 CFR Part 15E, Limit Clause 15.407(a)

Condition of Operation	Frequency Range (MHz)			
	5150-5250	5250-5350	5470-5725	5725-5850
Max Conducted Power Spectral Density	17 dBm/MHz for master device 11 dBm/MHz for mobile/portable client device	11 dBm/MHz		30 dBm/500 kHz

Table 687

ISED RSS-247, Limit Clause 6.2.1.1, 6.2.2.1, 6.2.3.1, 6.2.4.1 and 6.2.5.2

Device	Frequency Range (MHz)				
	5150-5250	5250-5350	5470-5725	5725-5850	5850-5895
OEM installed in vehicles	-	-	-	-	-
Other	≤10 dBm/MHz*	≤11 dBm/MHz	≤11 dBm/MHz	≤30 dBm/500kHz	Fixed Outdoor Access Point: 23 dBm/MHz* Fixed Outdoor Client: 17 dBm/MHz Indoor Access Point: 20 dBm/MHz Indoor Subordinate: 20 dBm/MHz Indoor Client: 14 dBm/MHz

Table 688

*Maximum power spectral density specified as EIRP.



2.4.7 Test Location and Test Equipment Used

This test was carried out in RF Chamber 18.

Instrument	Manufacturer	Type No.	TE No.	Calibration Period (months)	Calibration Expiry Date
Hygrometer	Rotronic	I-1000	3068	12	07-Nov-2024
1800-6000 MHz Power Splitter	Mini-Circuits	ZN2PD-63-S+	4055	-	O/P Mon
AC Programmable Power Supply	iTech	IT7324	5225	-	O/P Mon
Attenuator 5W 30dB DC-18GHz	Aaren	AT40A-4041-D18-30	5505	24	22-Feb-2025
MXA Signal Analyser	Keysight Technologies	N9020B	5529	24	13-Dec-2024
Digital Multimeter	Fluke	115	6145	12	06-Jun-2025
Cable (SMA to SMA 3m)	Junkosha	MWX221-03000AMSAMS/A	6317	12	23-May-2025
Signal Conditioning Unit	TUV SUD	SPECTRUM_SCU001	6426	12	07-Feb-2025
Directional Coupler 2-8GHz	RF-Lambda	RFDC2G8G10	6447	-	O/P Mon
Directional Coupler 2-8GHz	RF-Lambda	RFDC2G8G10	6448	-	O/P Mon
WiFi 6E Tri-Band Gaming Router	Asus	GT-AXE110000	6694	-	TU
SCU Cable Assembly	TUV SUD	SPECTRUM_SCU_CA	6752	12	06-Feb-2025
SCU Cable Assembly	TUV SUD	SPECTRUM_SCU_CA	6753	12	06-Feb-2025

Table 689

TU - Traceability Unscheduled
 O/P Mon - Output Monitored using calibrated equipment



2.5 Authorised Band Edges

2.5.1 Specification Reference

FCC 47 CFR Part 15E, Clause 15.407 (b)
ISED RSS-247, Clause 6.2

2.5.2 Equipment Under Test and Modification State

A3239, S/N: N20P49FFV9 - Modification State 0
A3239, S/N: FH9KV30V6N - Modification State 0
A3239, S/N: VGYNW5CQGJ - Modification State 0
A3239, S/N: W46MCWV5JP - Modification State 0
A3239, S/N: JL2G9T9QK5 - Modification State 0
A3239, S/N: W673XW7056 - Modification State 0
A3239, S/N: D4D3YLHFTQ - Modification State 0
A3239, S/N: F94MVK9JK6- Modification State 0

2.5.3 Date of Test

30-July-2024 to 06-September-2024

2.5.4 Test Method

The test was performed in accordance with ANSI C63.10, clause 6.6.

EIRP limits were converted to field strength at 3 m using the following formula:

Field Strength (dB μ V/m at 3 m) = EIRP (dBm) + 95.2 dB

Authorised band edge measurements were performed, with the device operating in SISO and MIMO configurations, across the various modes supported by the device.

The measurements displayed within this report, have been limited to those modes which have been shown to be worst case.

Further measurements are held on file by TÜV SÜD and are available if required.

2.5.5 Environmental Conditions

Ambient Temperature	41.2 - 47.1 °C
Relative Humidity	21.5 - 23.9 %



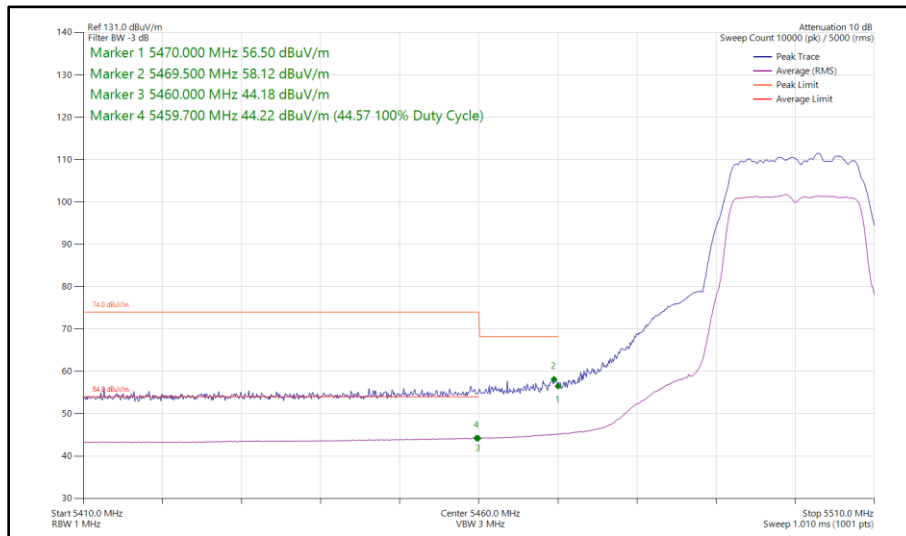
2.5.6 Test Results

5 GHz WLAN

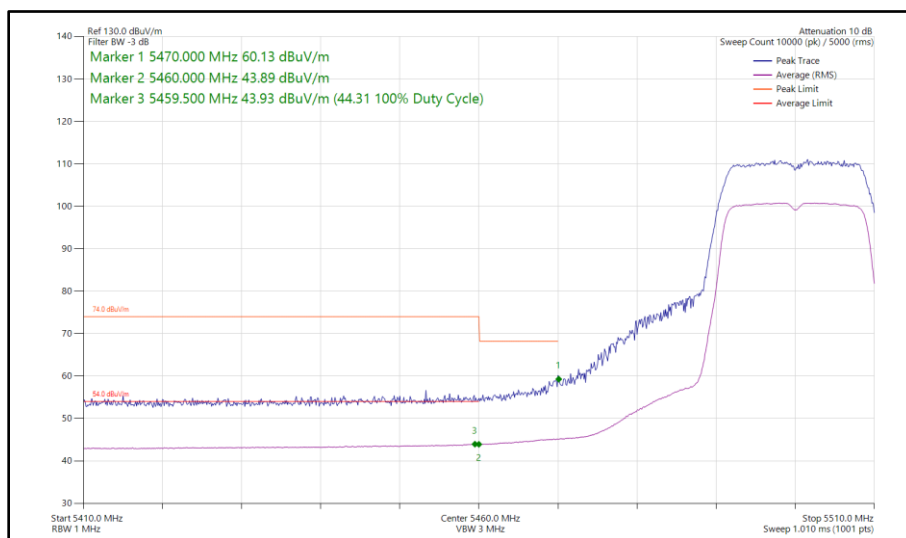
20 MHz Bandwidth - Core 0 (SISO)

Mode	Data Rate/ MCS	Resource Size	Resource Index	TX Frequency (MHz)	Band Edge Frequency (MHz)	Peak Level (dBμV/m)
802.11a	54 Mbps	-	-	5500	5470	58.12
802.11n HT20	MCS 7	-	-	5500	5470	60.13
802.11ax HE20	MCS 11x1	SU	-	5500	5470	57.50
802.11ax HE20	MCS 11x1	106	53	5500	5470	56.90
802.11a	12 Mbps	-	-	5745	5725	57.07
802.11n HT20	MCS 7	-	-	5745	5725	56.52
802.11ax HE20	MCS 2x1	SU	-	5745	5725	57.25
802.11ax HE20	MCS 11x1	52	40	5745	5725	55.66
802.11a	12 Mbps	-	-	5700	5725	58.88
802.11n HT20	MCS 7	-	-	5700	5725	61.76
802.11ax HE20	MCS 11x1	SU	-	5700	5725	61.90
802.11ax HE20	MCS 11x1	52	37	5700	5725	61.78
802.11a	54 Mbps	-	-	5720	5850	55.56
802.11a	24 Mbps	-	-	5825	5850	55.82
802.11n HT20	MCS 4	-	-	5720	5850	55.64
802.11n HT20	MCS 2	-	-	5825	5850	56.15
802.11ax HE20	MCS 4x1	SU	-	5720	5850	55.56
802.11ax HE20	MCS 11x1	106	54	5720	5850	55.85
802.11ax HE20	MCS 11x1	SU	-	5825	5850	56.33
802.11ax HE20	MCS 11x1	26	8	5825	5850	55.12

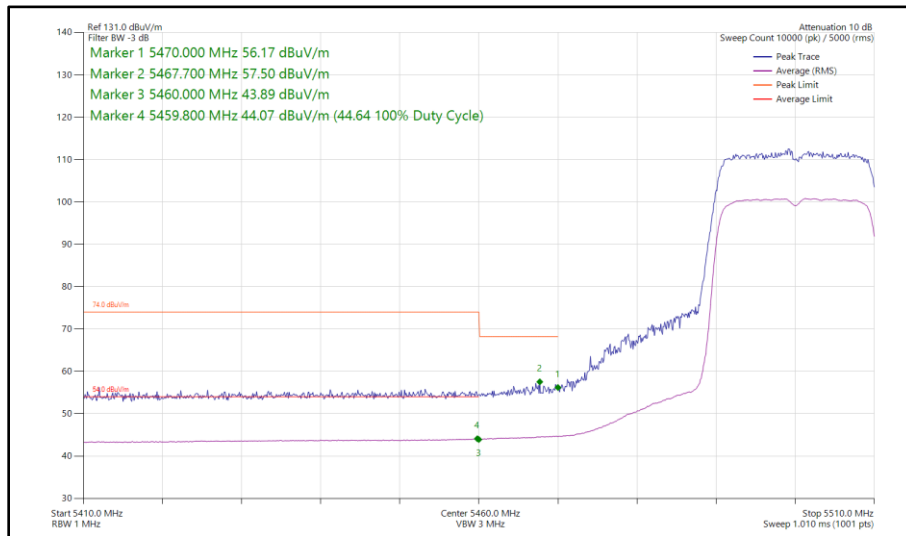
Table 690 - SISO Authorised Band Edge Results



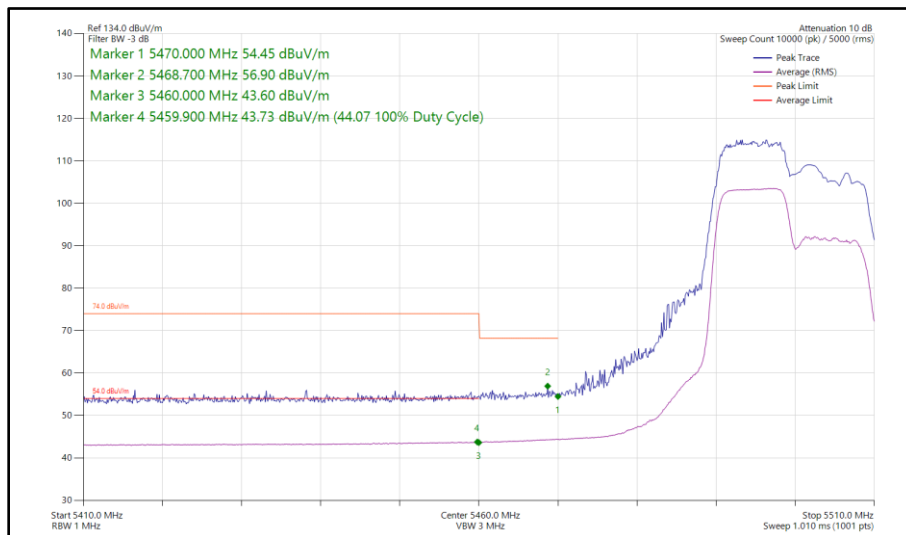
**Figure 270 - 802.11a, SISO, Core 0 - 5500 MHz
Band Edge Frequency 5470 MHz**



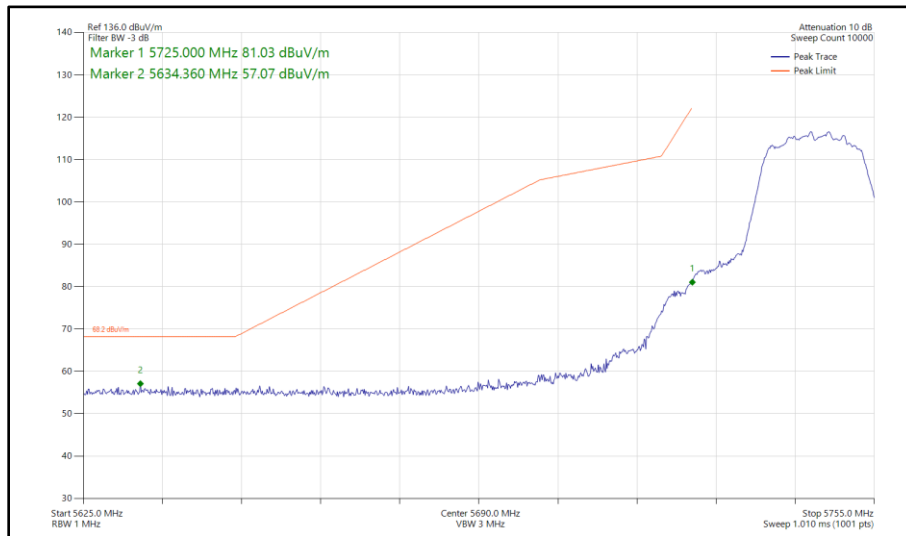
**Figure 271 - 802.11n HT20, SISO, Core 0 - 5500 MHz
Band Edge Frequency 5470 MHz**



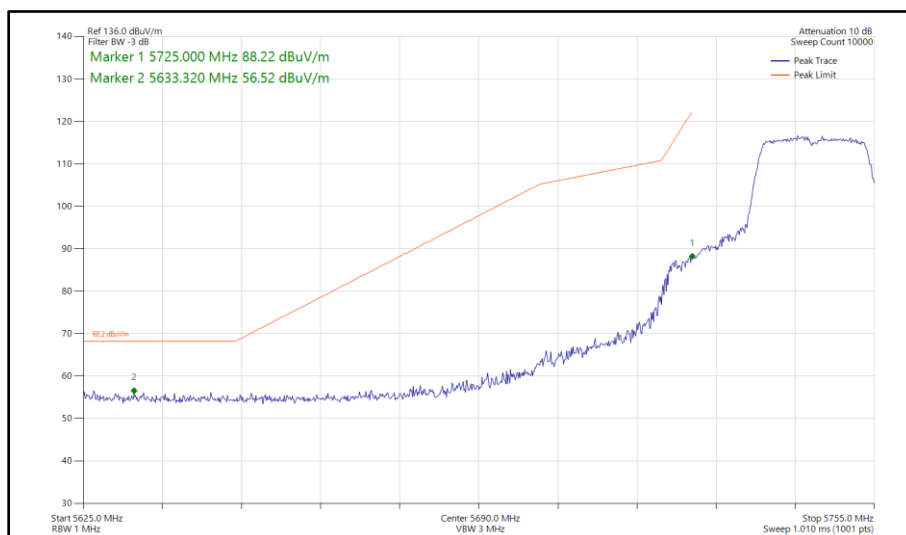
**Figure 272 - 802.11ax HE20, SU, SISO, Core 0 - 5500 MHz
Band Edge Frequency 5470 MHz**



**Figure 273 - 802.11ax HE20, RU 106-53, SISO, Core 0 - 5500 MHz
Band Edge Frequency 5470 MHz**



**Figure 274 - 802.11a, SISO, Core 0 - 5745 MHz
Band Edge Frequency 5725 MHz**



**Figure 275 - 802.11n HT20, SISO, Core 0 - 5745 MHz
Band Edge Frequency 5725 MHz**