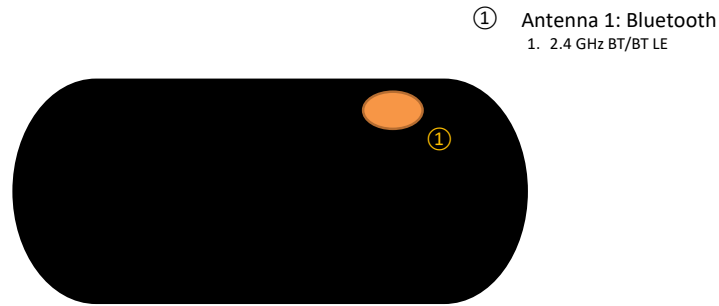


## APPENDIX F: DUT ANTENNA DIAGRAM & SAR TEST SETUP PHOTOGRAPHS

<b>FCC ID:</b> BCGA3211	<b>SAR EVALUATION REPORT</b>	<b>Approved by:</b> Technical Manager
<b>DUT Type:</b> Wireless Speaker		APPENDIX: F Page 1 of 4



Note: Exact antenna dimensions and separation distances are shown in the Technical Descriptions in the FCC Filing.

**Figure F-1**  
**DUT Antenna Locations**


FCC ID: BCGA3211	SAR EVALUATION REPORT	Approved by: Technical Manager
DUT Type: Wireless Speaker		APPENDIX: F Page 2 of 4



**SAR Test Setup Photo 1: Body. Back Side SAR at 0.0 cm**




**SAR Test Setup Photo 2: Body. Front Side SAR at 0.0 cm**



**SAR Test Setup Photo 3: Body. Top Edge SAR at 0.0 cm**


FCC ID: BCGA3211	SAR EVALUATION REPORT	Approved by: Technical Manager
DUT Type: Wireless Speaker		APPENDIX: F Page 3 of 4



**SAR Test Setup Photo 4: Body. Bottom Edge SAR at 0.0 cm**



**SAR Test Setup Photo 5: Body. Right Edge SAR at 0.0 cm**



**SAR Test Setup Photo 6: Body. Left Edge SAR at 0.0 cm**

FCC ID: BCGA3211	SAR EVALUATION REPORT	Approved by: Technical Manager
DUT Type: Wireless Speaker		APPENDIX: F Page 4 of 4