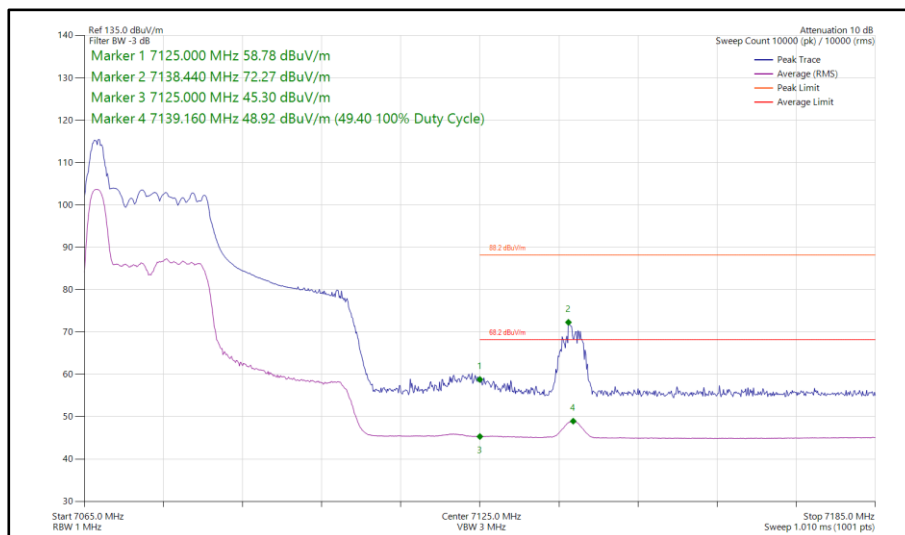


**Figure 126 - 802.11ax HE40, SU, SISO, Core 1 - 7085 MHz  
Band Edge Frequency 7125 MHz**



**Figure 127 - 802.11ax HE40, RU 26-0, SISO, Core 1 - 7085 MHz  
Band Edge Frequency 7125 MHz**



40 MHz Bandwidth - Core 0 - Core 1 (CDD)

Mode	Data Rate/MCS	Resource Size	Resource Index	TX Frequency (MHz)	Band Edge Frequency (MHz)	Peak Level (dBuV/m)	Average Level (dBuV/m)
802.11ax HE40	MCS 4x1	SU	-	5965	5925	82.03	65.54
802.11ax HE40	MCS 11x1	106	56	5965	5925	59.35	46.55
802.11ax HE40	MCS 11x1	SU	-	7085	7125	83.69	64.14
802.11ax HE40	MCS 11x1	26	0	7085	7125	72.83	51.16

Table 236 - CDD Authorised Band Edge Results

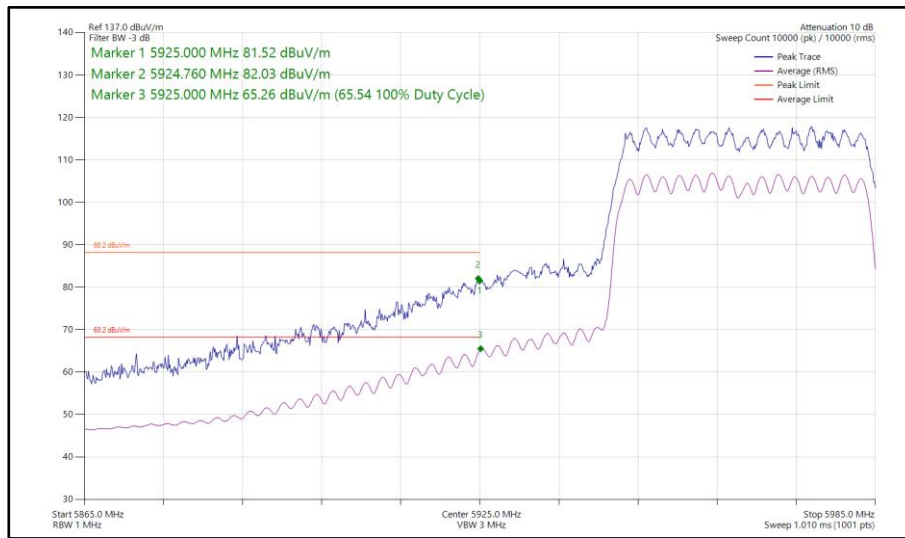


Figure 128 - 802.11ax HE40, SU, CDD, Core 0 - Core 1 - 5965 MHz Band Edge Frequency 5925 MHz

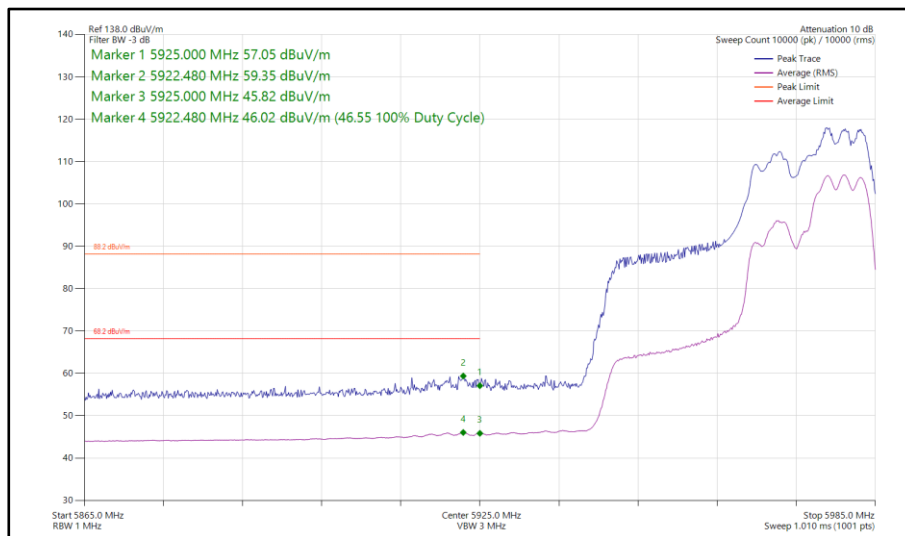
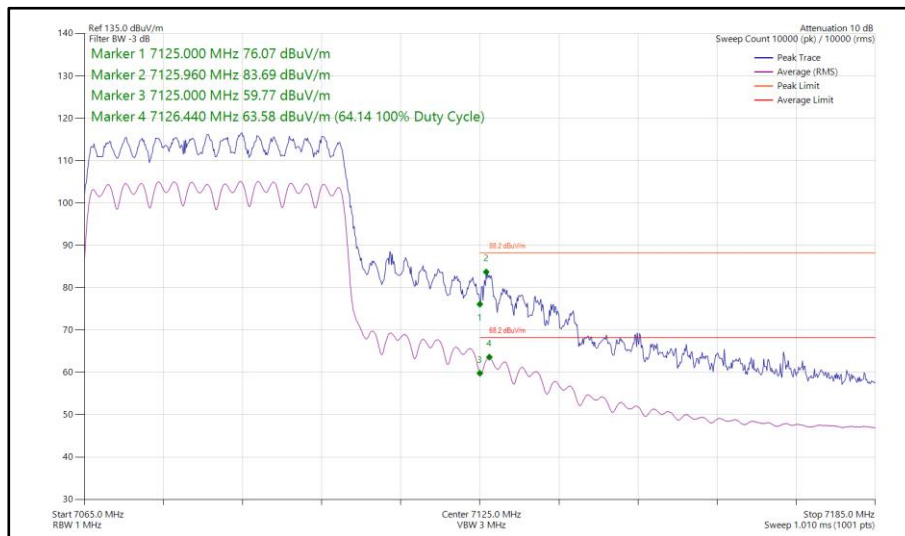
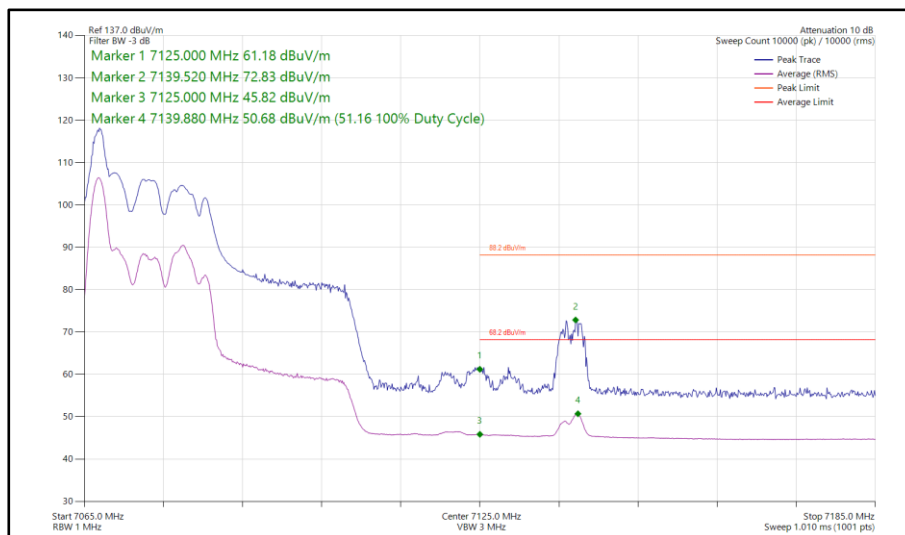


Figure 129 - 802.11ax HE40, RU 106-56, CDD, Core 0 - Core 1 - 5965 MHz Band Edge Frequency 5925 MHz



**Figure 130 - 802.11ax HE40, SU, CDD, Core 0 - Core 1 - 7085 MHz Band Edge Frequency 7125 MHz**



**Figure 131 - 802.11ax HE40, RU 26-0, CDD, Core 0 - Core 1 - 7085 MHz Band Edge Frequency 7125 MHz**



40 MHz Bandwidth - Core 0 - Core 1 (SDM)

Mode	Data Rate/MCS	Resource Size	Resource Index	TX Frequency (MHz)	Band Edge Frequency (MHz)	Peak Level (dBuV/m)	Average Level (dBuV/m)
802.11ax HE40	MCS 2x2	SU	-	5965	5925	79.40	65.61
802.11ax HE40	MCS 11x2	106	56	5965	5925	59.04	45.91
802.11ax HE40	MCS 11x2	SU	-	7085	7125	82.65	65.60
802.11ax HE40	MCS 11x2	26	0	7085	7125	73.24	51.60

Table 237 - SDM Authorised Band Edge Results

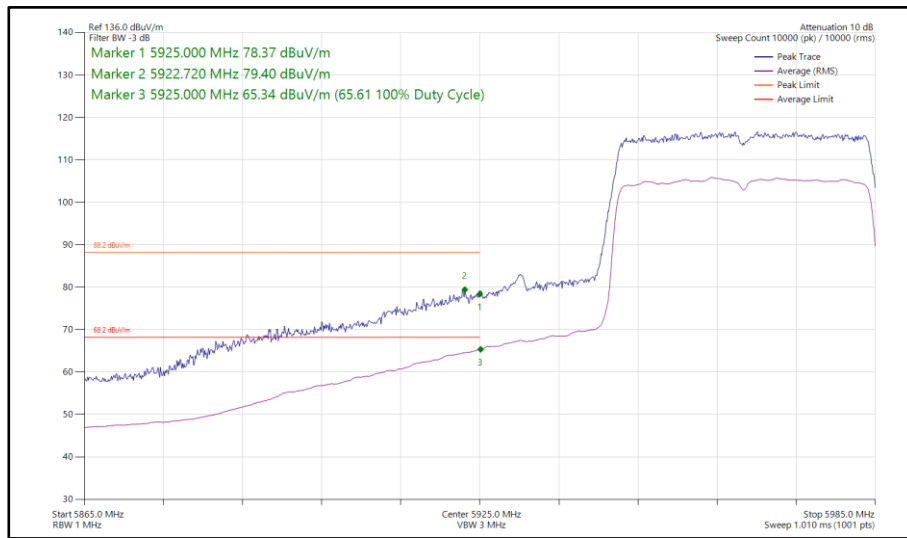


Figure 132 - 802.11ax HE40, SU, SDM, Core 0 - Core 1 - 5965 MHz Band Edge Frequency 5925 MHz

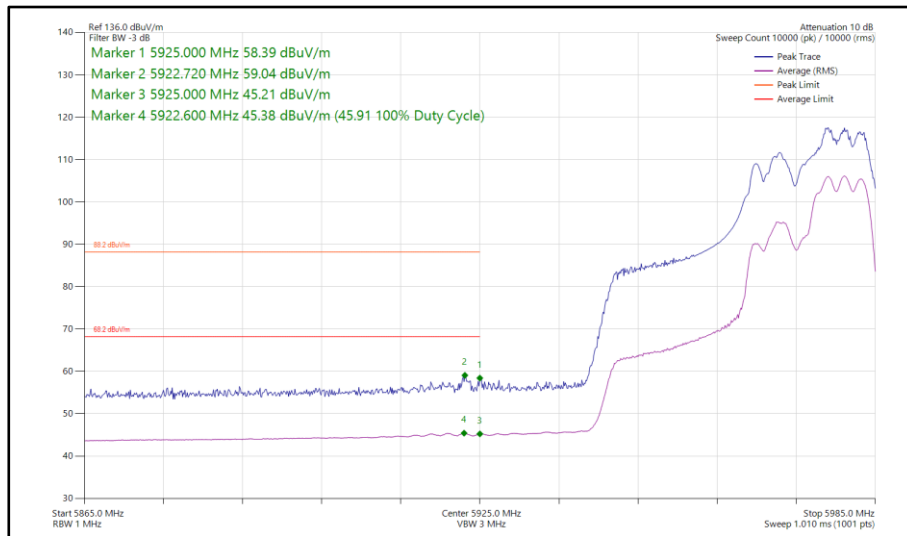
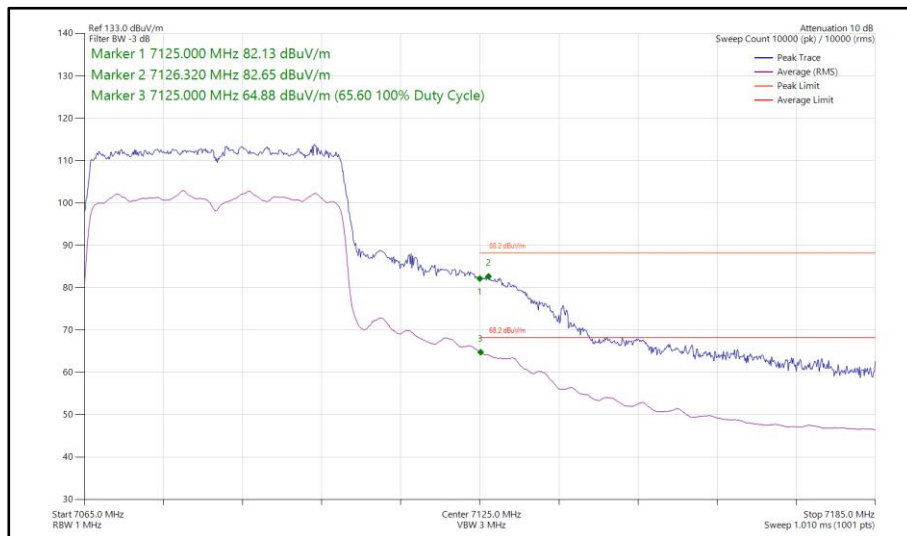
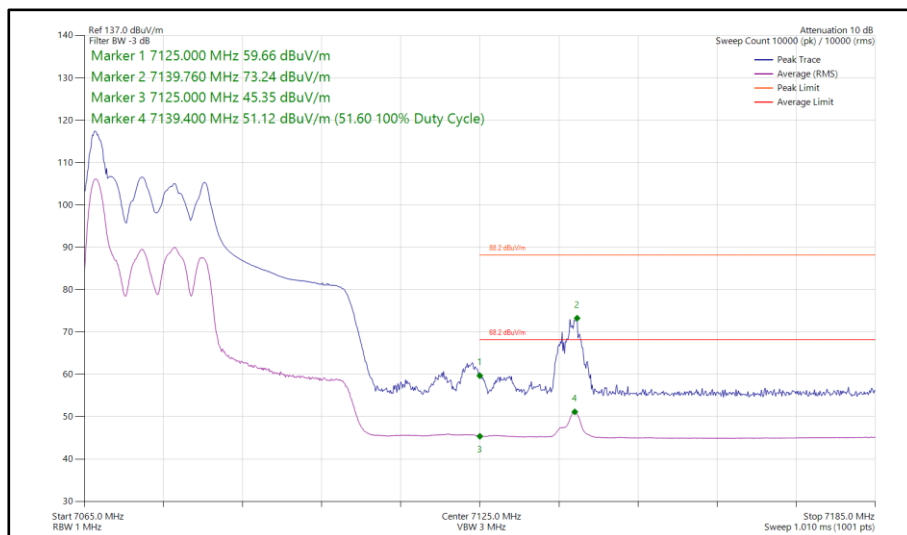


Figure 133 - 802.11ax HE40, RU 106-56, SDM, Core 0 - Core 1 - 5965 MHz Band Edge Frequency 5925 MHz



**Figure 134 - 802.11ax HE40, SU, SDM, Core 0 - Core 1 - 7085 MHz  
Band Edge Frequency 7125 MHz**



**Figure 135 - 802.11ax HE40, RU 26-0, SDM, Core 0 - Core 1 - 7085 MHz  
Band Edge Frequency 7125 MHz**



40 MHz Bandwidth - Core 0 - Core 1 (TxBF)

Mode	Data Rate/MCS	Resource Size	Resource Index	TX Frequency (MHz)	Band Edge Frequency (MHz)	Peak Level (dBuV/m)	Average Level (dBuV/m)
802.11ax HE40	MCS 2x1	SU	-	5965	5925	81.41	65.58
802.11ax HE40	MCS 11x1	SU	-	6005	5925	73.37	53.73
802.11ax HE40	MCS 11x1	SU	-	7045	7125	70.04	54.59
802.11ax HE40	MCS 2x1	SU	-	7085	7125	81.50	65.63

Table 238 - TxBF Authorised Band Edge Results

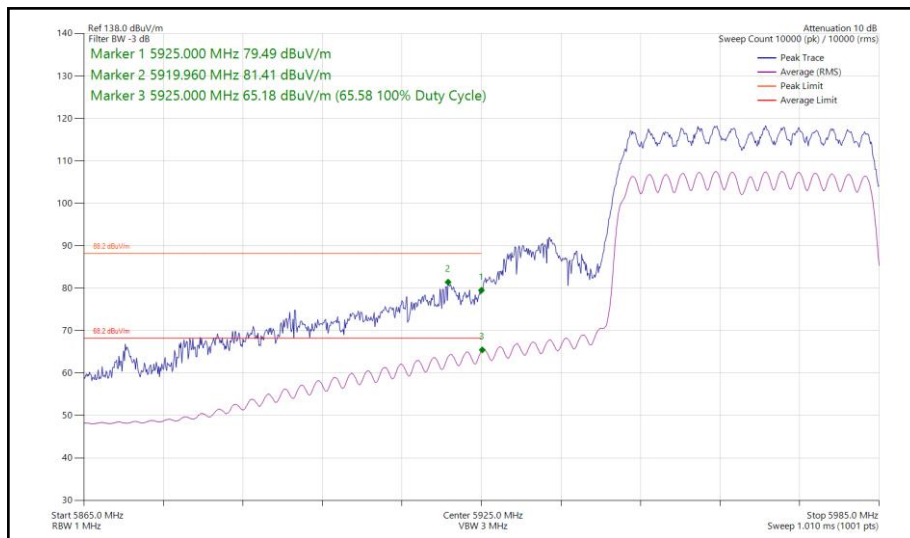


Figure 136 - 802.11ax HE40, SU, TxBF, Core 0 - Core 1 - 5965 MHz Band Edge Frequency 5925 MHz

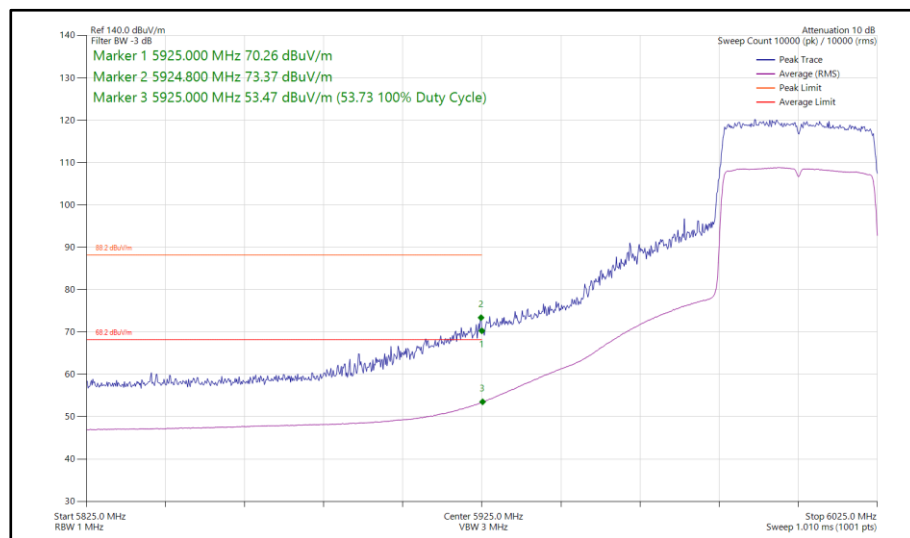
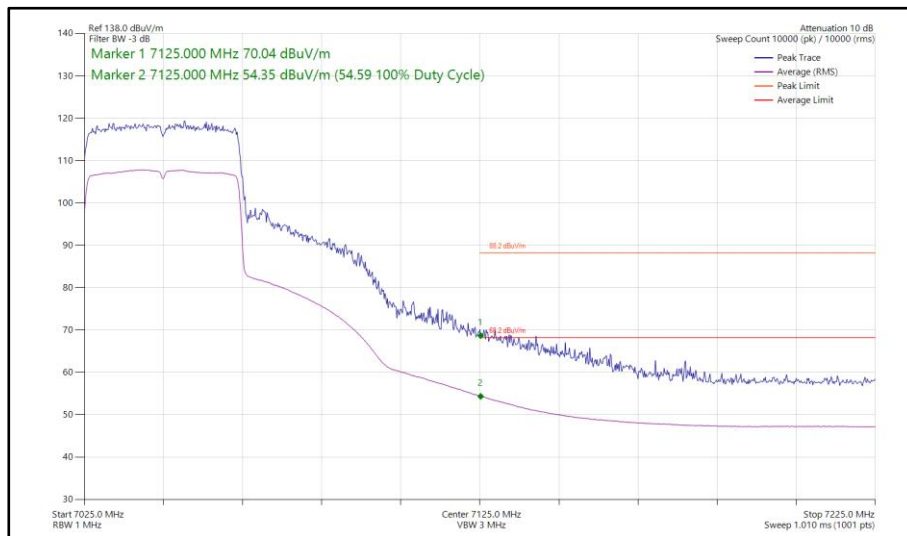
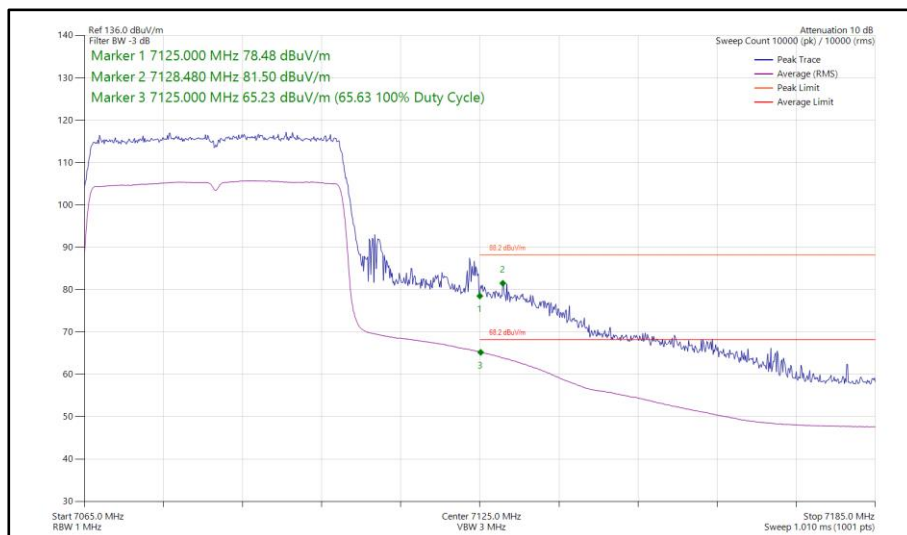


Figure 137 - 802.11ax HE40, SU, TxBF, Core 0 - Core 1 - 6005 MHz Band Edge Frequency 5925 MHz



**Figure 138 - 802.11ax HE40, SU, TxBF, Core 0 - Core 1 - 7045 MHz  
Band Edge Frequency 7125 MHz**



**Figure 139 - 802.11ax HE40, SU, TxBF, Core 0 - Core 1 - 7085 MHz  
Band Edge Frequency 7125 MHz**



80 MHz Bandwidth - Core 0 (SISO)

Mode	Data Rate/MCS	Resource Size	Resource Index	TX Frequency (MHz)	Band Edge Frequency (MHz)	Peak Level (dBuV/m)	Average Level (dBuV/m)
802.11ax HE80	MCS 11x1	SU	-	5985	5925	81.49	65.51
802.11ax HE80	MCS 11x1	106	60	5985	5925	57.59	44.81
802.11ax HE80	MCS 4x1	SU	-	7025	7125	78.95	63.04
802.11ax HE80	MCS 11x1	26	0	7025	7125	67.44	46.78

Table 239 - SISO Authorised Band Edge Results

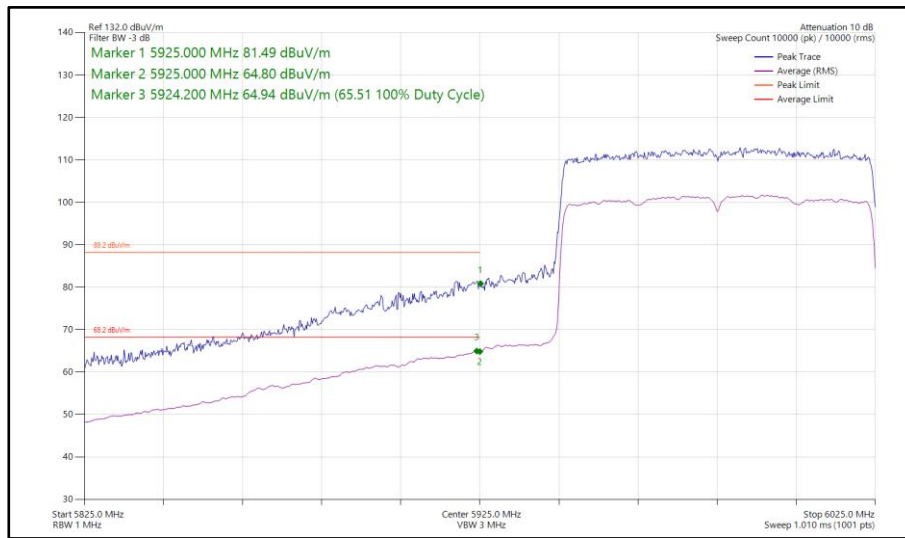


Figure 140 - 802.11ax HE80, SU, SISO, Core 0 - 5985 MHz  
 Band Edge Frequency 5925 MHz

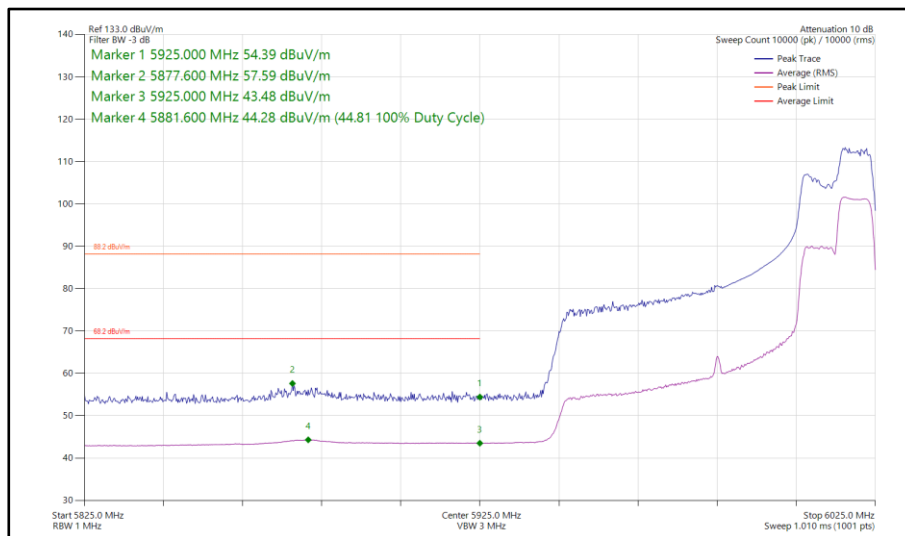
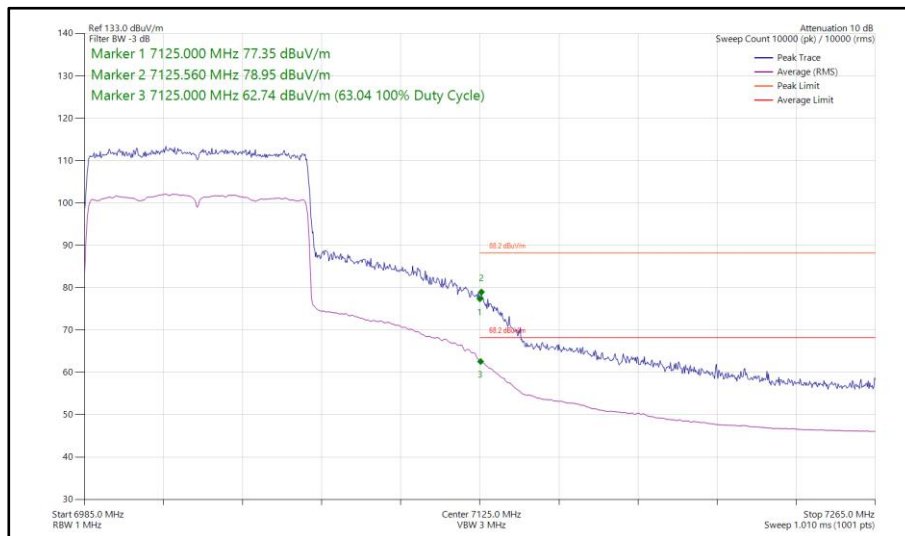
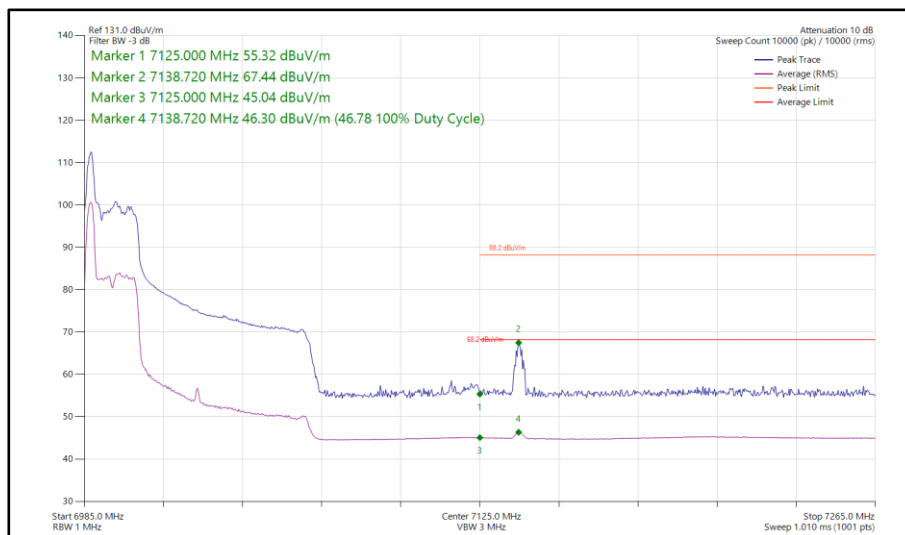


Figure 141 - 802.11ax HE80, RU 106-60, SISO, Core 0 - 5985 MHz  
 Band Edge Frequency 5925 MHz





**Figure 142 - 802.11ax HE80, SU, SISO, Core 0 - 7025 MHz  
Band Edge Frequency 7125 MHz**



**Figure 143 - 802.11ax HE80, RU 26-0, SISO, Core 0 - 7025 MHz  
Band Edge Frequency 7125 MHz**



80 MHz Bandwidth - Core 1 (SISO)

Mode	Data Rate/MCS	Resource Size	Resource Index	TX Frequency (MHz)	Band Edge Frequency (MHz)	Peak Level (dBuV/m)	Average Level (dBuV/m)
802.11ax HE80	MCS 4x1	SU	-	5985	5925	80.99	65.70
802.11ax HE80	MCS 11x1	106	53	5985	5925	56.45	45.23
802.11ax HE80	MCS 11x1	SU	-	7025	7125	79.00	63.11
802.11ax HE80	MCS 11x1	26	0	7025	7125	66.46	46.54

Table 240 - SISO Authorised Band Edge Results

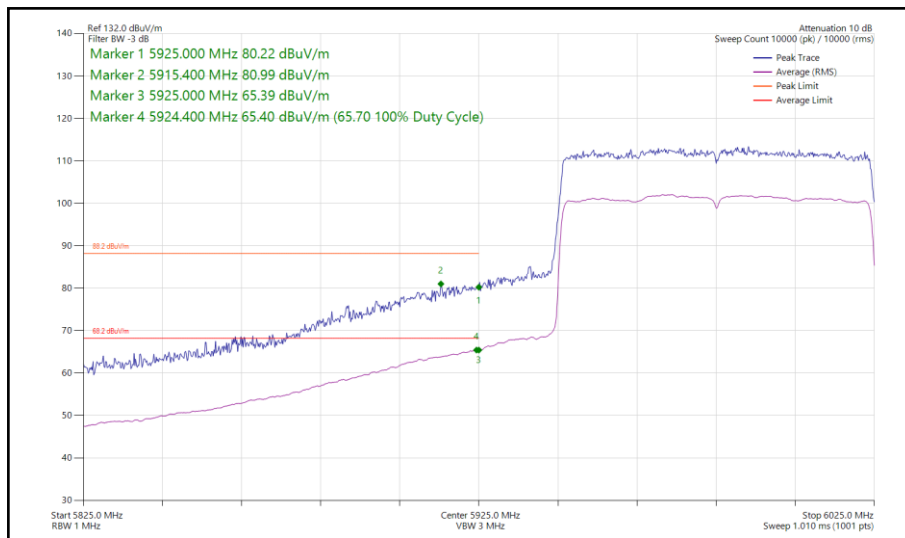


Figure 144 - 802.11ax HE80, SU, SISO, Core 1 - 5985 MHz  
 Band Edge Frequency 5925 MHz

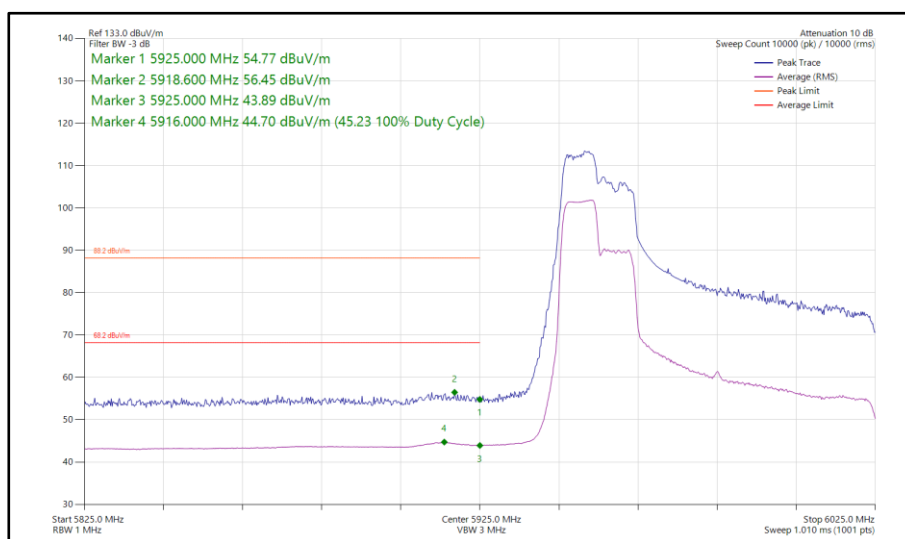
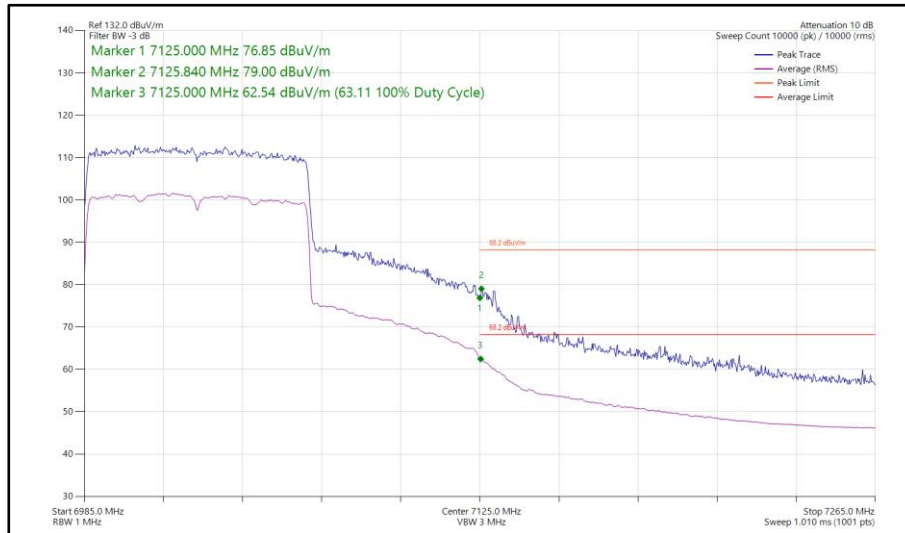
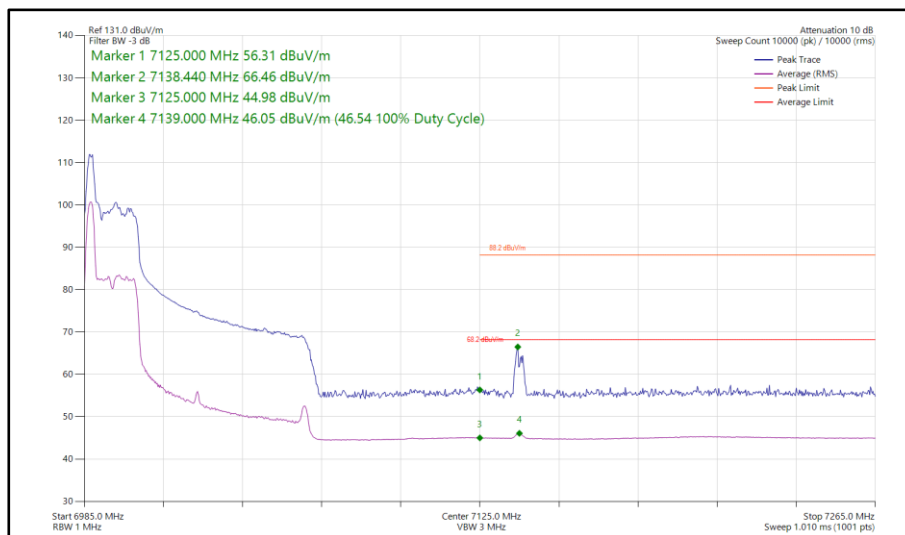


Figure 145 - 802.11ax HE80, RU 106-53, SISO, Core 1 - 5985 MHz  
 Band Edge Frequency 5925 MHz



**Figure 146 - 802.11ax HE80, SU, SISO, Core 1 - 7025 MHz  
Band Edge Frequency 7125 MHz**



**Figure 147 - 802.11ax HE80, RU 26-0, SISO, Core 1 - 7025 MHz  
Band Edge Frequency 7125 MHz**



80 MHz Bandwidth - Core 0 - Core 1 (CDD)

Mode	Data Rate/MCS	Resource Size	Resource Index	TX Frequency (MHz)	Band Edge Frequency (MHz)	Peak Level (dBuV/m)	Average Level (dBuV/m)
802.11ax HE80	MCS 11x1	SU	-	5985	5925	82.39	65.43
802.11ax HE80	MCS 11x1	106	53	5985	5925	57.25	46.02
802.11ax HE80	MCS 2x1	SU	-	7025	7125	81.81	65.60
802.11ax HE80	MCS 11x1	26	0	7025	7125	68.10	47.42

Table 241 - CDD Authorised Band Edge Results

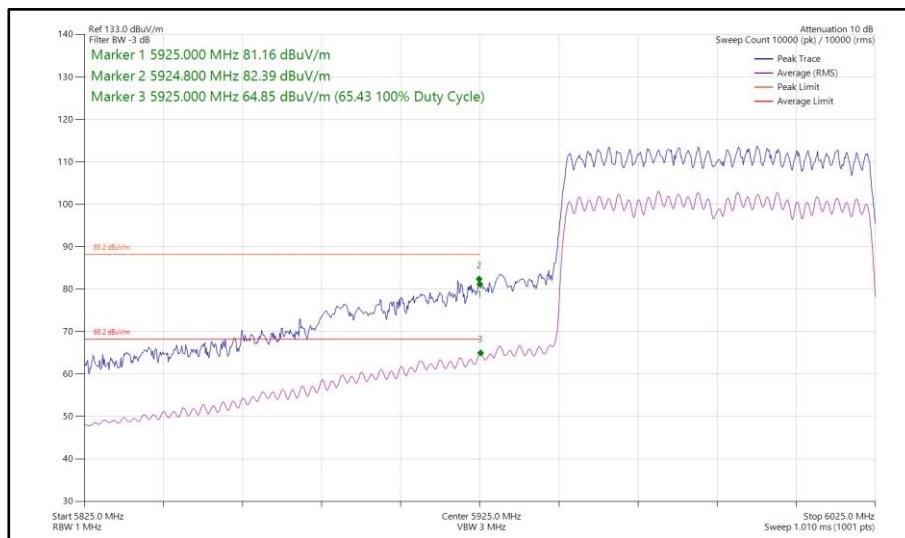


Figure 148 - 802.11ax HE80, SU, CDD, Core 0 - Core 1 - 5985 MHz Band Edge Frequency 5925 MHz

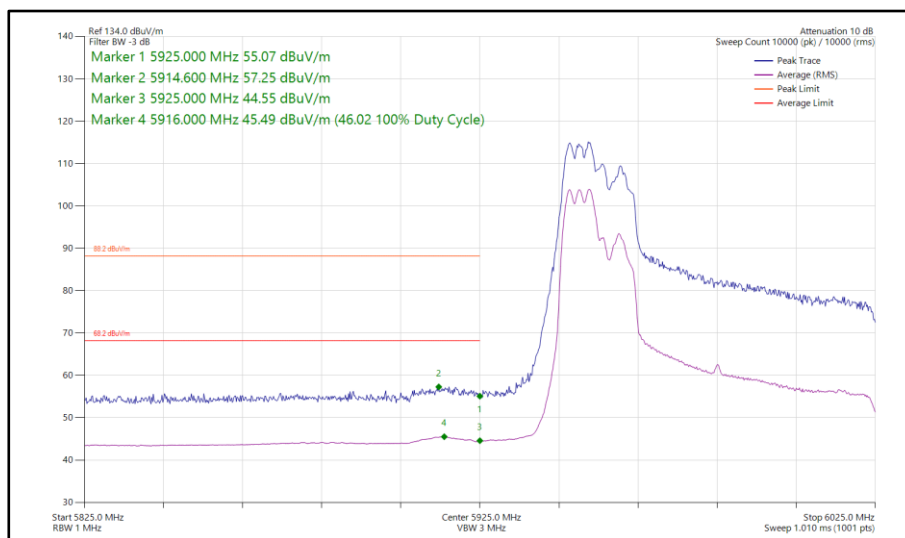
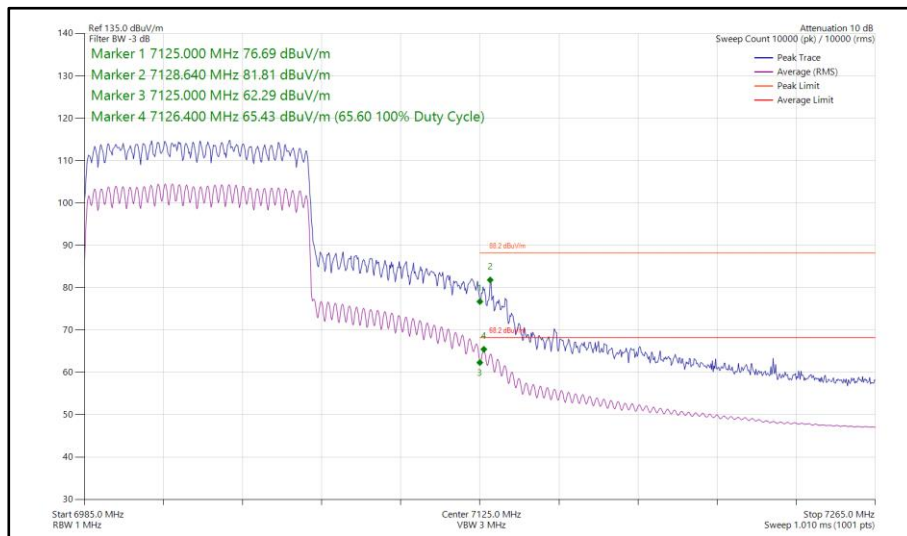
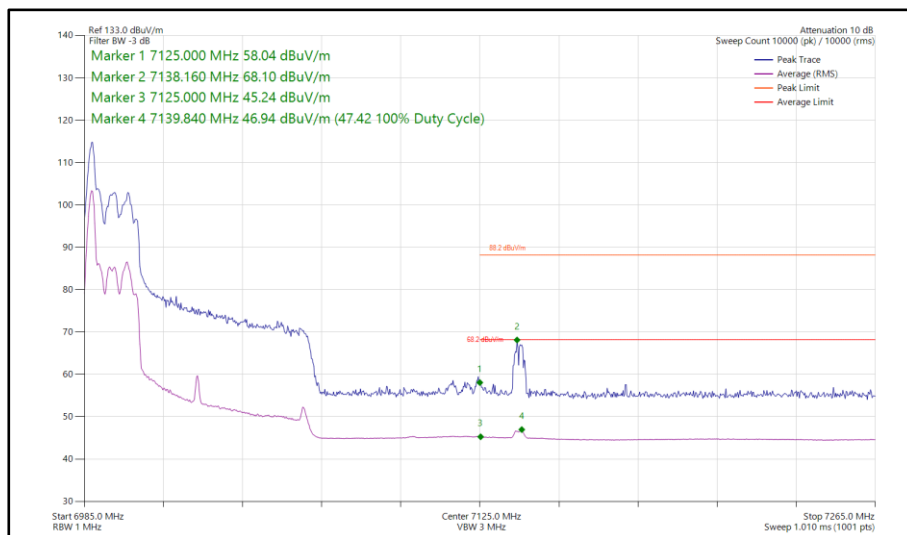


Figure 149 - 802.11ax HE80, RU 106-53, CDD, Core 0 - Core 1 - 5985 MHz Band Edge Frequency 5925 MHz



**Figure 150 - 802.11ax HE80, SU, CDD, Core 0 - Core 1 - 7025 MHz  
Band Edge Frequency 7125 MHz**



**Figure 151 - 802.11ax HE80, RU 26-0, CDD, Core 0 - Core 1 - 7025 MHz  
Band Edge Frequency 7125 MHz**



80 MHz Bandwidth - Core 0 - Core 1 (SDM)

Mode	Data Rate/MCS	Resource Size	Resource Index	TX Frequency (MHz)	Band Edge Frequency (MHz)	Peak Level (dBuV/m)	Average Level (dBuV/m)
802.11ax HE80	MCS 11x2	SU	-	5985	5925	81.14	65.41
802.11ax HE80	MCS 11x2	106	53	5985	5925	56.66	45.17
802.11ax HE80	MCS 11x2	SU	-	7025	7125	77.25	63.96
802.11ax HE80	MCS 11x2	106	53	7025	7125	63.39	48.68

Table 242 - SDM Authorised Band Edge Results

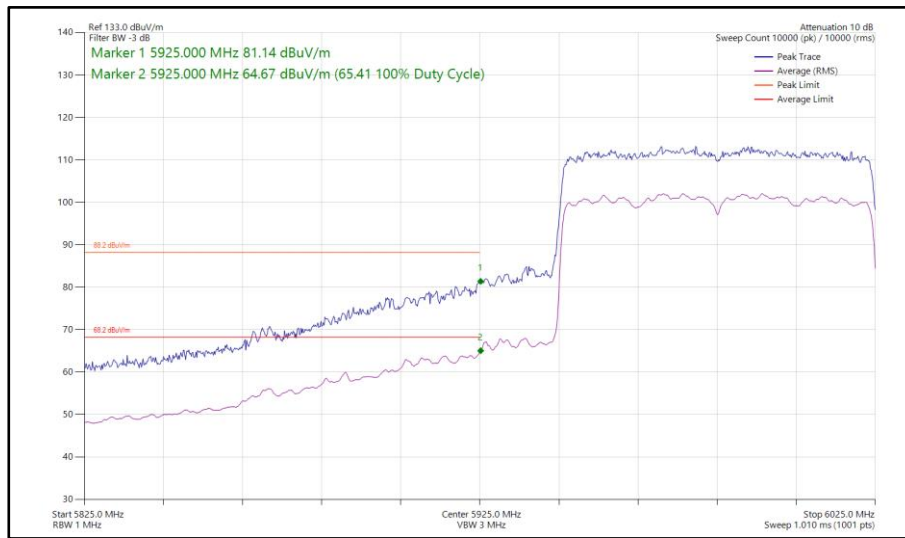


Figure 152 - 802.11ax HE80, SU, SDM, Core 0 - Core 1 - 5985 MHz Band Edge Frequency 5925 MHz

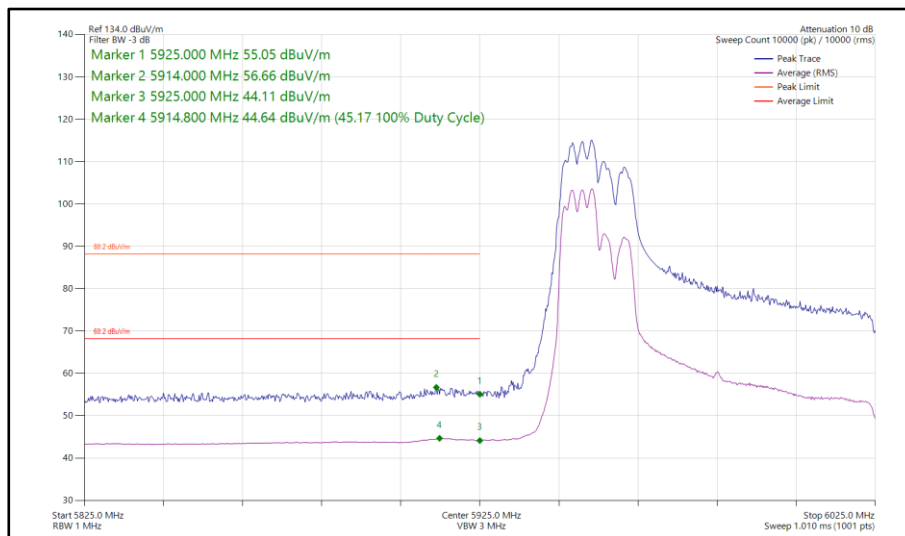
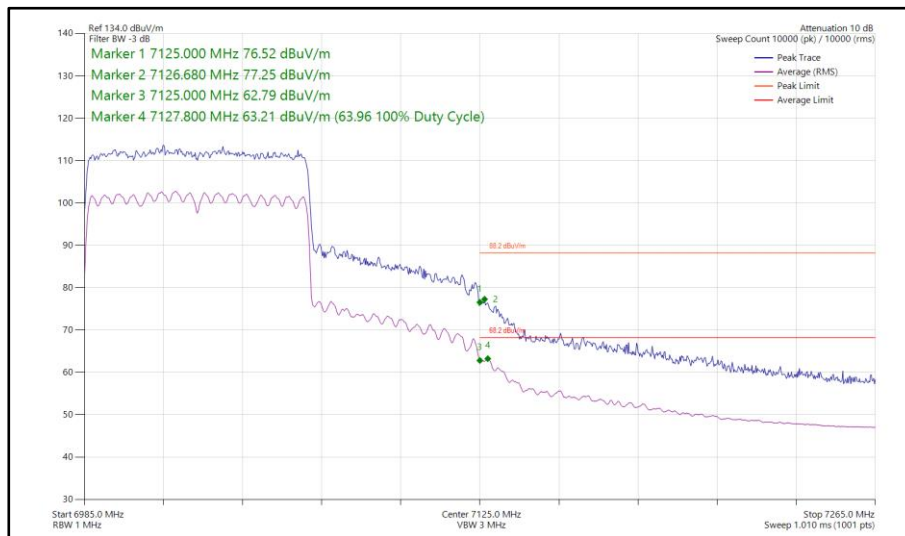
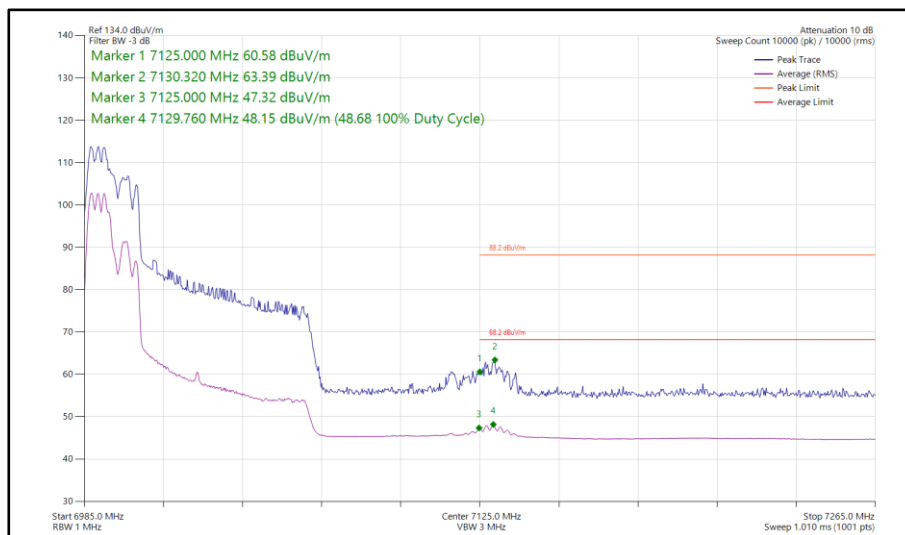


Figure 153 - 802.11ax HE80, RU 106-53, SDM, Core 0 - Core 1 - 5985 MHz Band Edge Frequency 5925 MHz



**Figure 154 - 802.11ax HE80, SU, SDM, Core 0 - Core 1 - 7025 MHz  
Band Edge Frequency 7125 MHz**



**Figure 155 - 802.11ax HE80, RU 106-53, SDM, Core 0 - Core 1 - 7025 MHz  
Band Edge Frequency 7125 MHz**



80 MHz Bandwidth - Core 0 - Core 1 (TxBF)

Mode	Data Rate/MCS	Resource Size	Resource Index	TX Frequency (MHz)	Band Edge Frequency (MHz)	Peak Level (dBuV/m)	Average Level (dBuV/m)
802.11ax HE80	MCS 11x1	SU	-	5985	5925	83.50	63.79
802.11ax HE80	MCS 11x1	SU	-	6065	5925	70.05	54.61
802.11ax HE80	MCS 11x1	SU	-	6945	7125	65.04	50.71
802.11ax HE80	MCS 11x1	SU	-	7025	7125	82.30	65.58

Table 243 - TxBF Authorised Band Edge Results

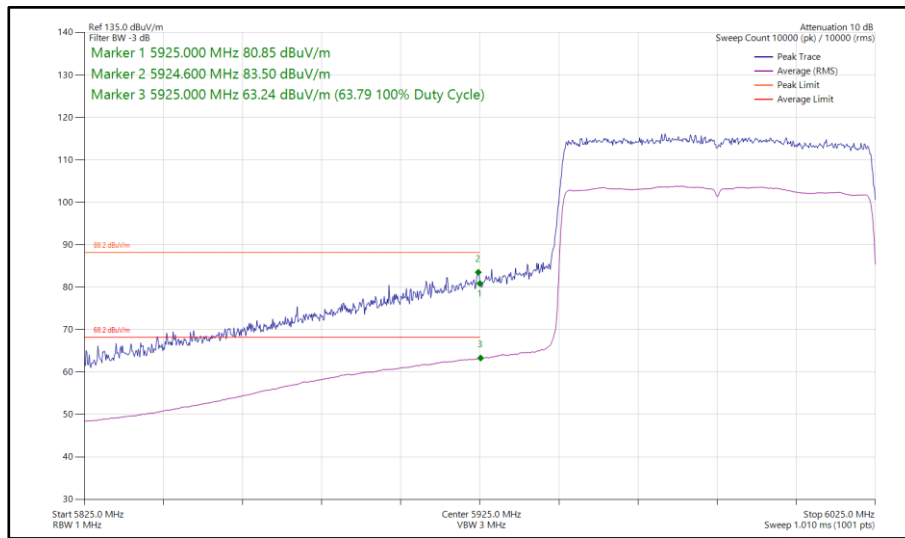


Figure 156 - 802.11ax HE80, SU, TxBF, Core 0 - Core 1 - 5985 MHz  
 Band Edge Frequency 5925 MHz

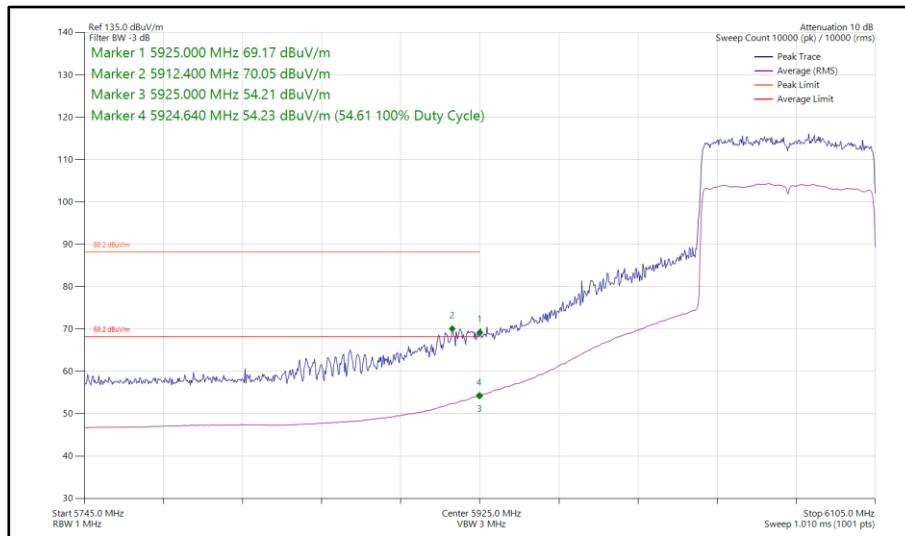
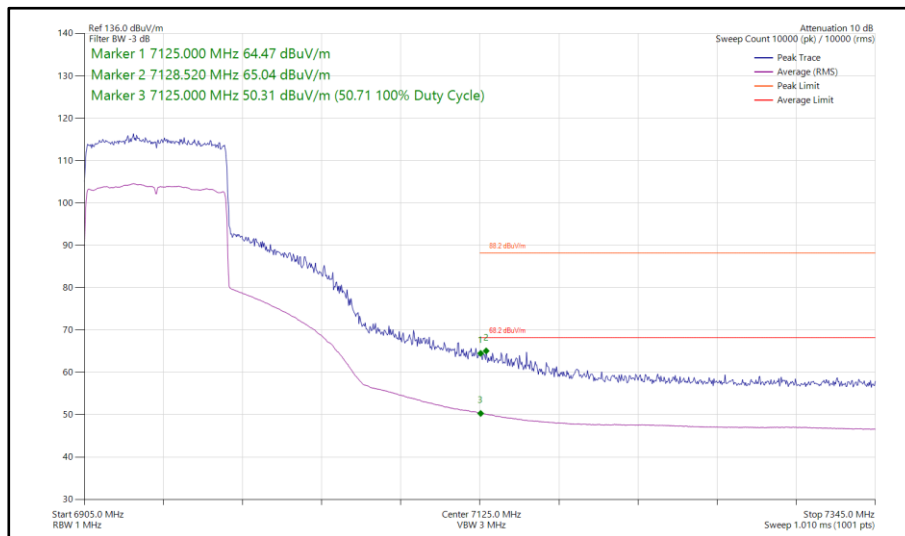
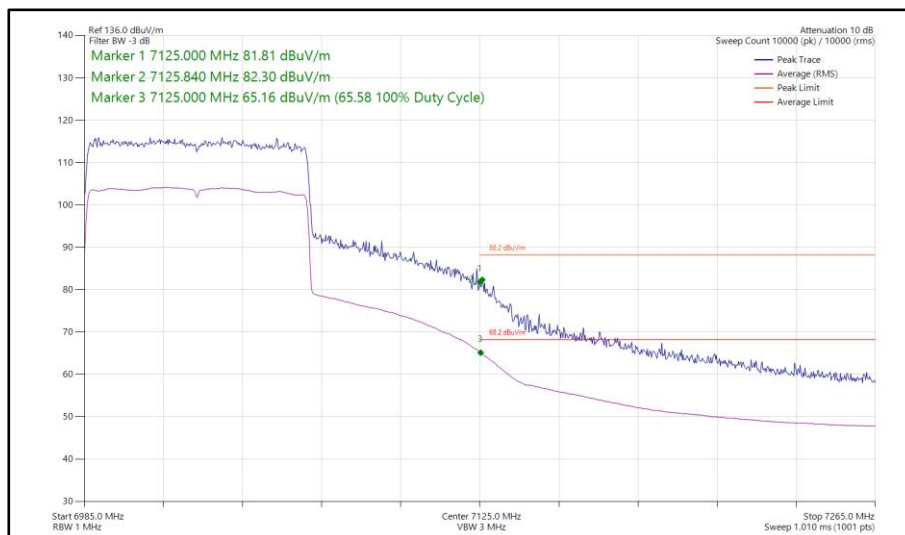


Figure 157 - 802.11ax HE80, SU, TxBF, Core 0 - Core 1 - 6065 MHz  
 Band Edge Frequency 5925 MHz





**Figure 158 - 802.11ax HE80, SU, TxBF, Core 0 - Core 1 - 6945 MHz  
Band Edge Frequency 7125 MHz**



**Figure 159 - 802.11ax HE80, SU, TxBF, Core 0 - Core 1 - 7025 MHz  
Band Edge Frequency 7125 MHz**



160 MHz Bandwidth - Core 0 (SISO)

Mode	Data Rate/MCS	Resource Size	Resource Index	TX Frequency (MHz)	Band Edge Frequency (MHz)	Peak Level (dBuV/m)	Average Level (dBuV/m)
802.11ax HE160	MCS 4x1	SU	-	6025	5925	78.26	65.59
802.11ax HE160	MCS 11x1	106	53P	6025	5925	56.40	44.93
802.11ax HE160	MCS 4x1	SU	-	6985	7125	77.84	65.69
802.11ax HE160	MCS 11x1	106	60S	6985	7125 </td <td>60.51</td> <td>47.15</td>	60.51	47.15

Table 244 - SISO Authorised Band Edge Results

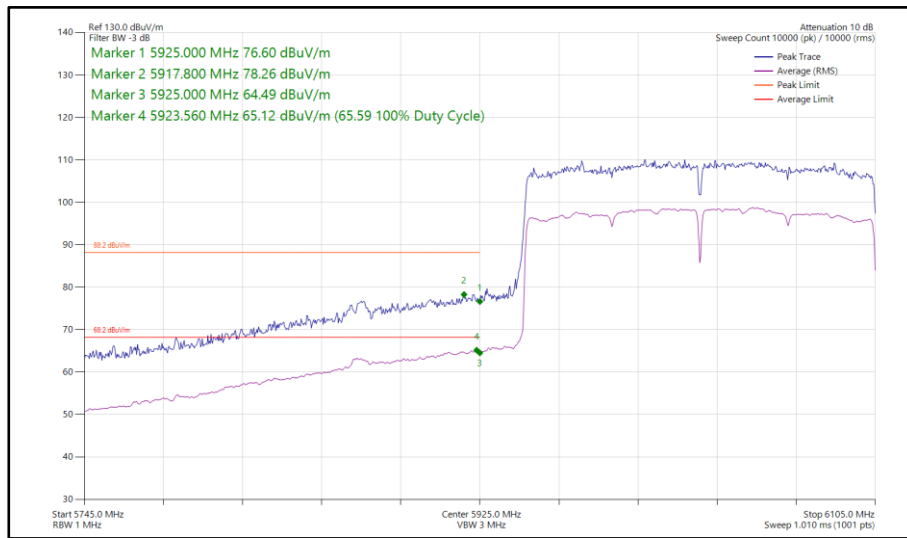


Figure 160 - 802.11ax HE160, SU, SISO, Core 0 - 6025 MHz  
 Band Edge Frequency 5925 MHz

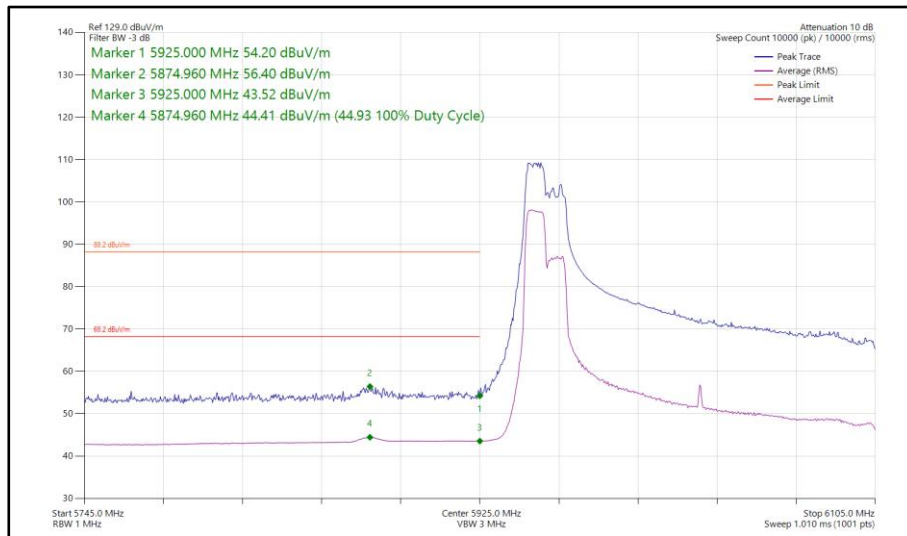
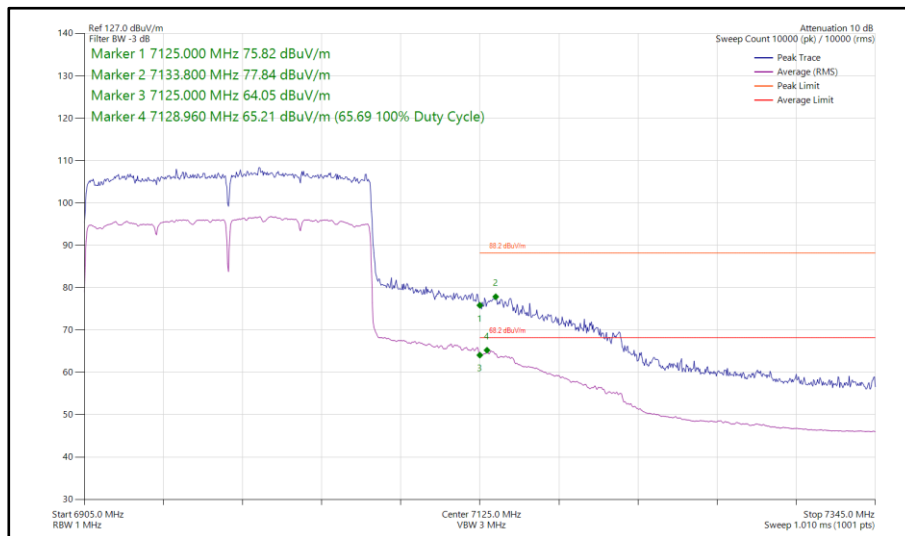
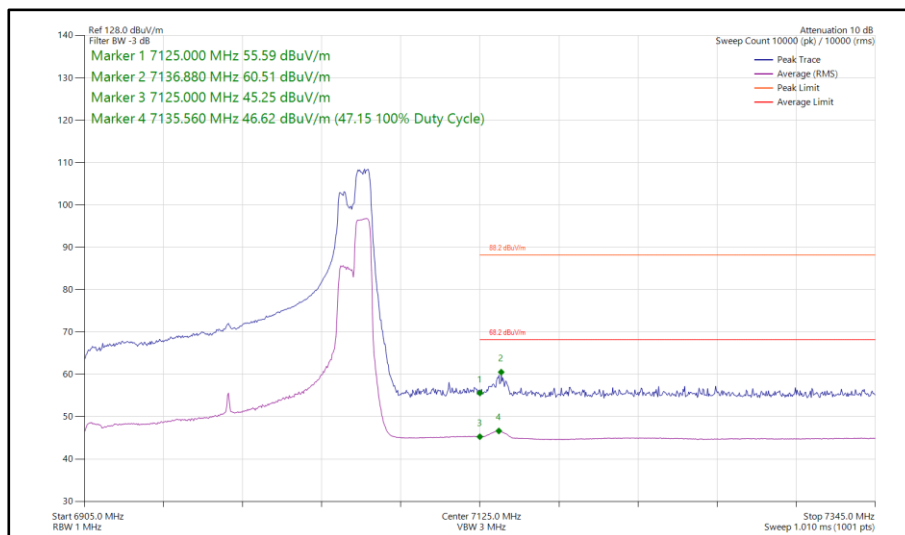


Figure 161 - 802.11ax HE160, RU 106-53P, SISO, Core 0 - 6025 MHz  
 Band Edge Frequency 5925 MHz



**Figure 162 - 802.11ax HE160, SU, SISO, Core 0 - 6985 MHz  
Band Edge Frequency 7125 MHz**



**Figure 163 - 802.11ax HE160, RU 106-60S, SISO, Core 0 - 6985 MHz  
Band Edge Frequency 7125 MHz**



160 MHz Bandwidth - Core 1 (SISO)

Mode	Data Rate/MCS	Resource Size	Resource Index	TX Frequency (MHz)	Band Edge Frequency (MHz)	Peak Level (dBuV/m)	Average Level (dBuV/m)
802.11ax HE160	MCS 4x1	SU	-	6025	5925	79.04	65.59
802.11ax HE160	MCS 11x1	106	53P	6025	5925	55.72	44.75
802.11ax HE160	MCS 4x1	SU	-	6985	7125	77.95	65.56
802.11ax HE160	MCS 11x1	106	60S	6985	7125	57.70	46.46

Table 245 - SISO Authorised Band Edge Results

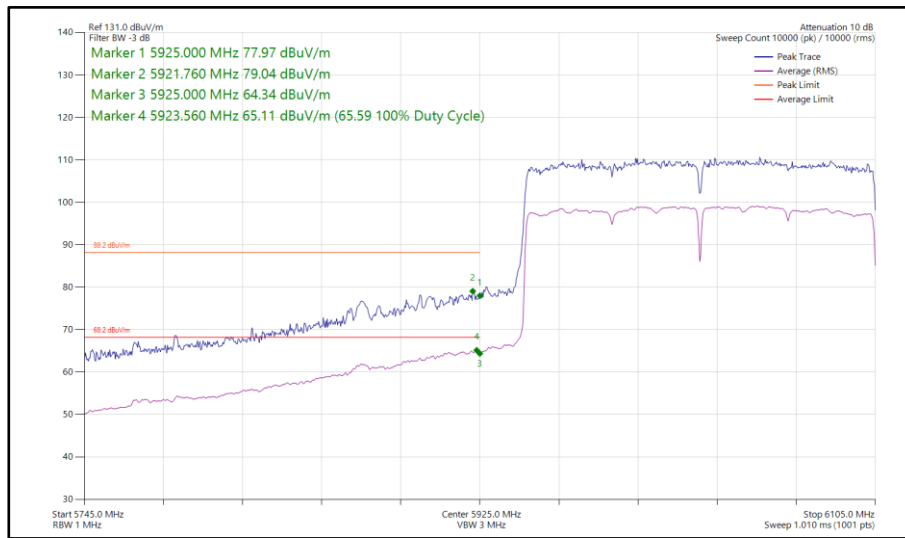


Figure 164 - 802.11ax HE160, SU, SISO, Core 1 - 6025 MHz  
 Band Edge Frequency 5925 MHz

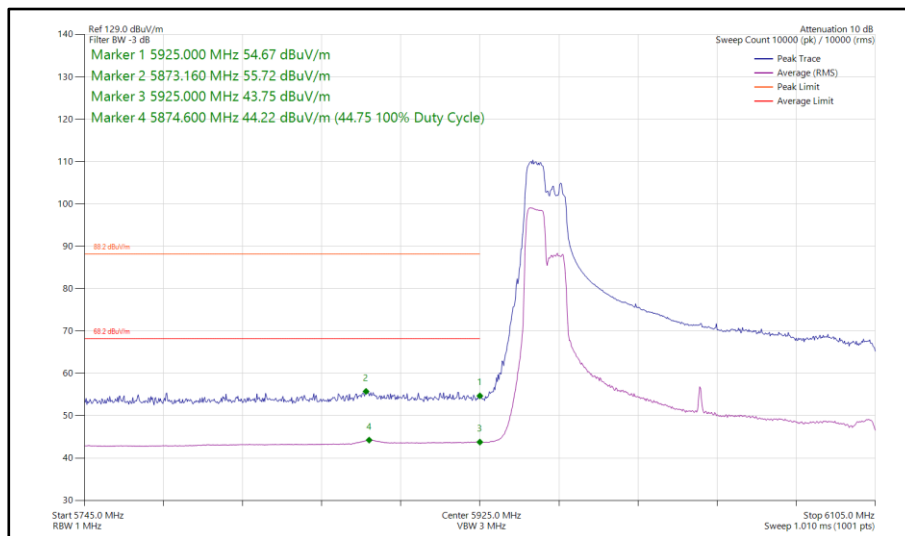
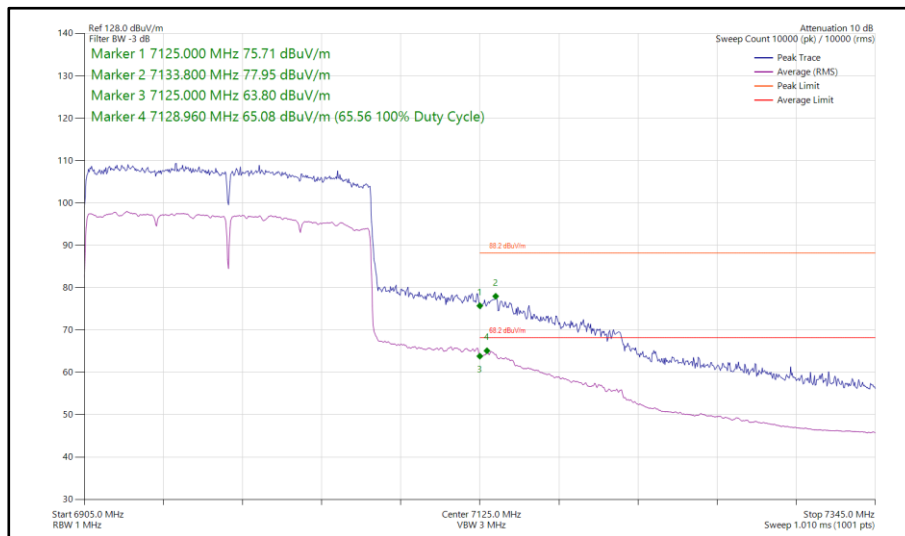
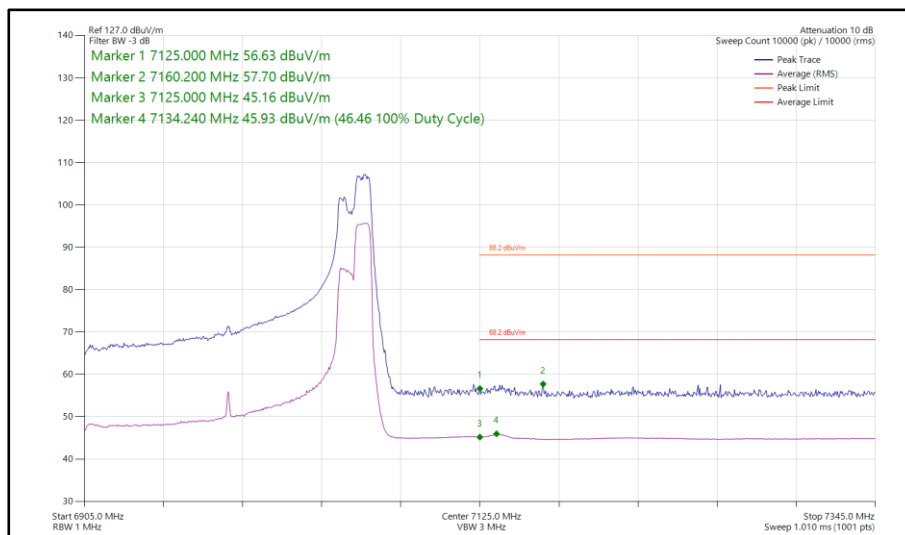


Figure 165 - 802.11ax HE160, RU 106-53P, SISO, Core 1 - 6025 MHz  
 Band Edge Frequency 5925 MHz



**Figure 166 - 802.11ax HE160, SU, SISO, Core 1 - 6985 MHz  
 Band Edge Frequency 7125 MHz**



**Figure 167 - 802.11ax HE160, RU 106-60S, SISO, Core 1 - 6985 MHz  
 Band Edge Frequency 7125 MHz**



160 MHz Bandwidth - Core 0 - Core 1 (CDD)

Mode	Data Rate/MCS	Resource Size	Resource Index	TX Frequency (MHz)	Band Edge Frequency (MHz)	Peak Level (dBuV/m)	Average Level (dBuV/m)
802.11ax HE160	MCS 11x1	SU	-	6025	5925	80.17	65.58
802.11ax HE160	MCS 11x1	106	53P	6025	5925	57.27	45.71
802.11ax HE160	MCS 4x1	SU	-	6985	7125	78.46	65.57
802.11ax HE160	MCS 11x1	106	60S	6985	7125	62.61	48.36

Table 246 - CDD Authorised Band Edge Results

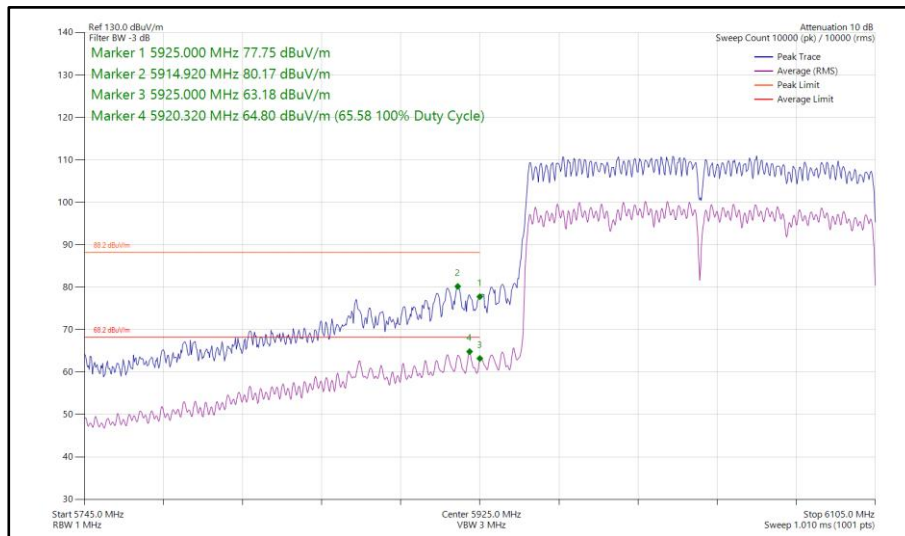


Figure 168 - 802.11ax HE160, SU, CDD, Core 0 - Core 1 - 6025 MHz  
 Band Edge Frequency 5925 MHz

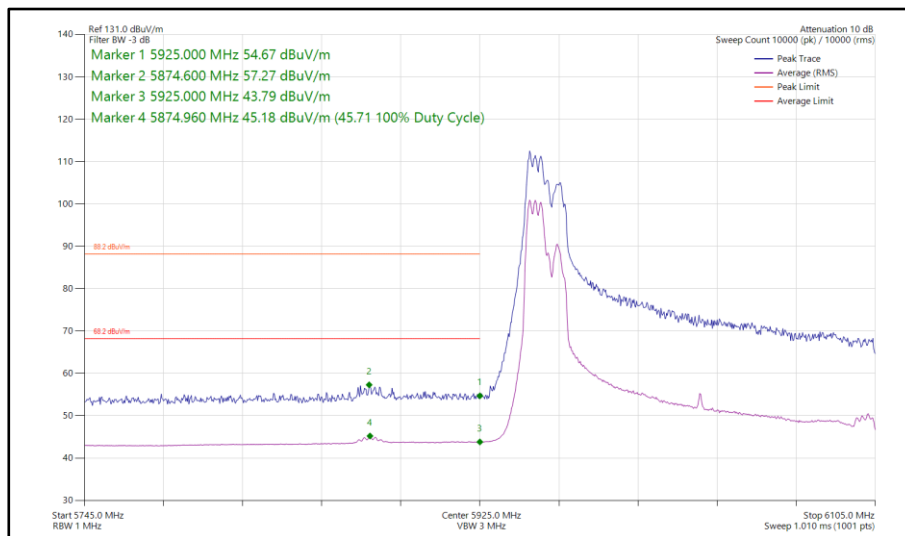
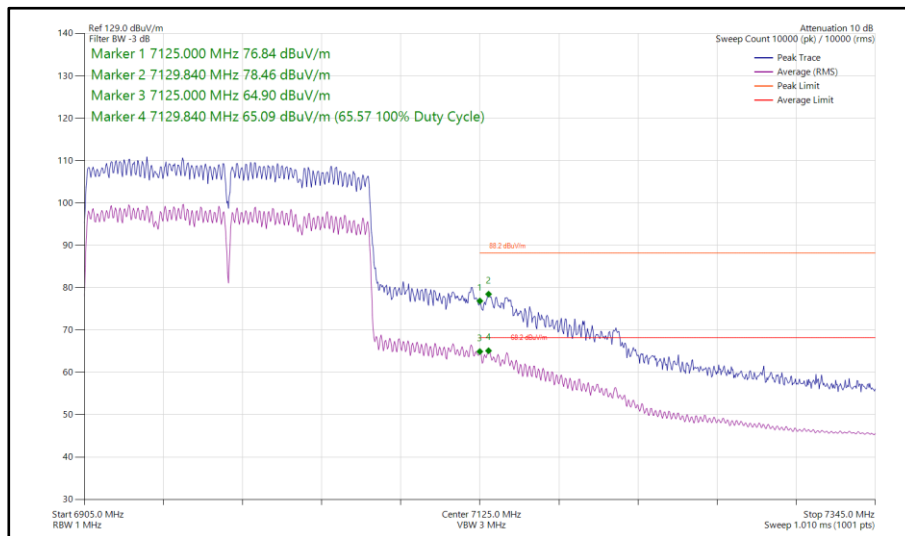
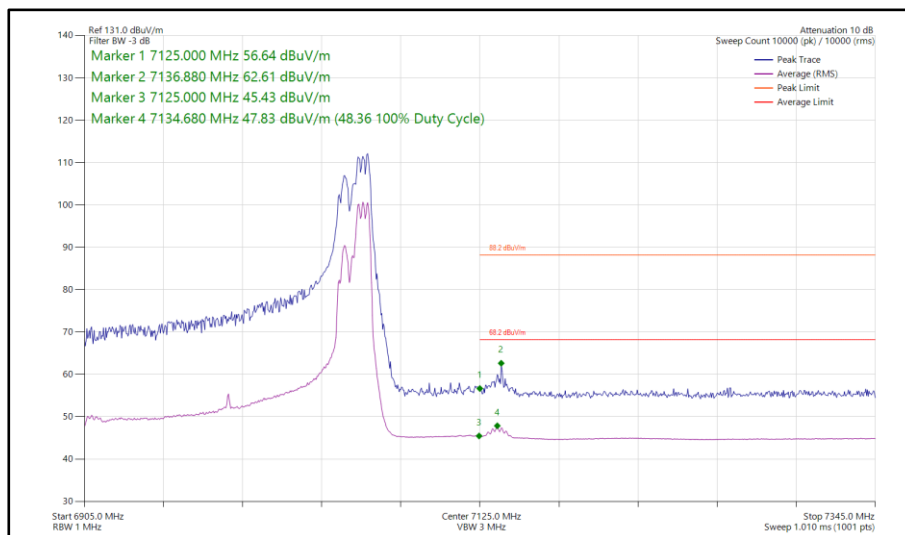


Figure 169 - 802.11ax HE160, RU 106-53P, CDD, Core 0 - Core 1 - 6025 MHz  
 Band Edge Frequency 5925 MHz



**Figure 170 - 802.11ax HE160, SU, CDD, Core 0 - Core 1 - 6985 MHz  
Band Edge Frequency 7125 MHz**



**Figure 171 - 802.11ax HE160, RU 106-60S, CDD, Core 0 - Core 1 - 6985 MHz  
Band Edge Frequency 7125 MHz**



160 MHz Bandwidth - Core 0 - Core 1 (SDM)

Mode	Data Rate/ MCS	Resource Size	Resource Index	TX Frequency (MHz)	Band Edge Frequency (MHz)	Peak Level (dBuV/m)	Average Level (dBuV/m)
802.11ax HE160	MCS 4x2	SU	-	6025	5925	79.25	65.48
802.11ax HE160	MCS 11x2	26	0P	6025	5925	59.74	44.97
802.11ax HE160	MCS 2x2	SU	-	6985	7125	80.22	65.69
802.11ax HE160	MCS 11x2	52	52S	6985	7125	59.25	47.47

Table 247 - SDM Authorised Band Edge Results

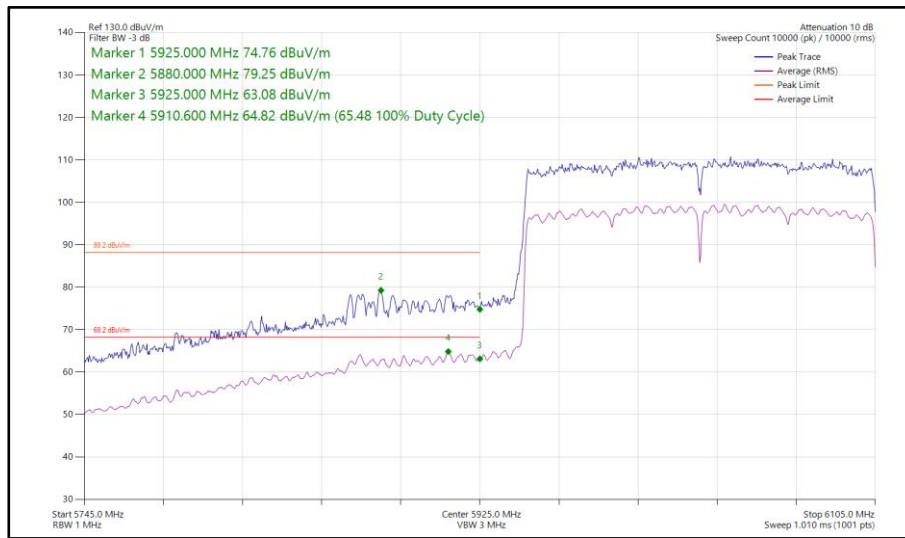


Figure 172 - 802.11ax HE160, SU, SDM, Core 0 - Core 1 - 6025 MHz  
 Band Edge Frequency 5925 MHz

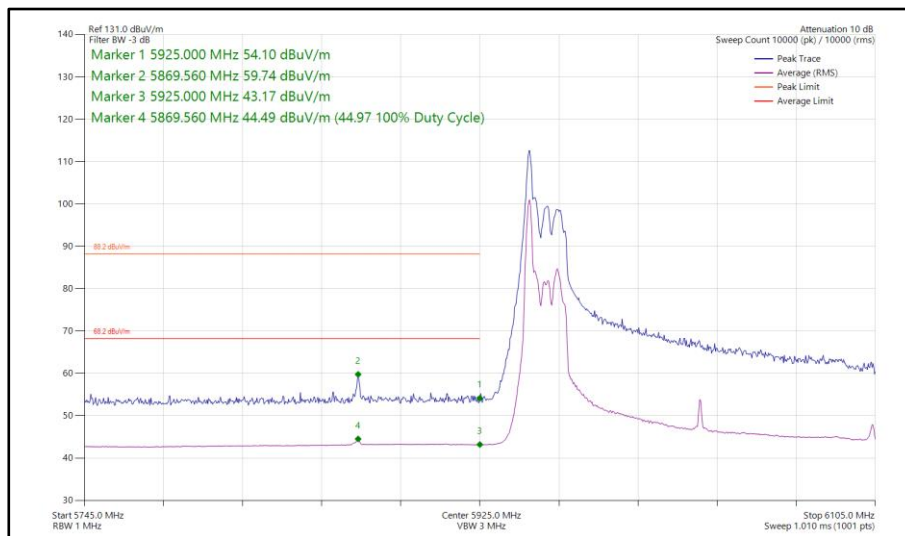
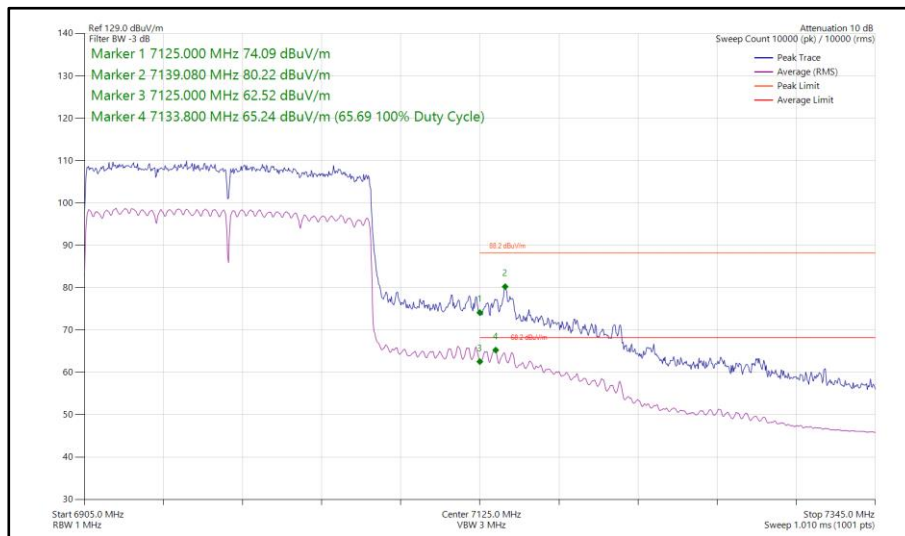
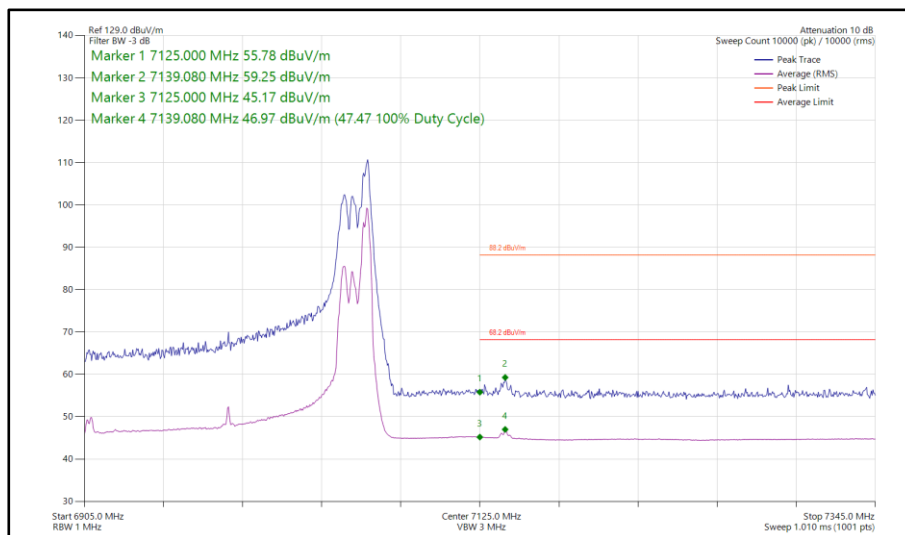


Figure 173 - 802.11ax HE160, RU 26-0P, SDM, Core 0 - Core 1 - 6025 MHz  
 Band Edge Frequency 5925 MHz





**Figure 174 - 802.11ax HE160, SU, SDM, Core 0 - Core 1 - 6985 MHz  
Band Edge Frequency 7125 MHz**



**Figure 175 - 802.11ax HE160, RU 52-52S, SDM, Core 0 - Core 1 - 6985 MHz  
Band Edge Frequency 7125 MHz**

FCC 47 CFR Part 15E, Limit Clause 15.407(b)(1)(2)(3)(4)

For transmitters operating within the 5.925–7.125 GHz band: Any emissions outside of the 5.925–7.125 GHz band must not exceed an e.i.r.p. of -27 dBm.



### 2.6.7 Test Location and Test Equipment Used

This test was carried out in RF Chamber 14 and RF Chamber 15.

Instrument	Manufacturer	Type No.	TE No.	Calibration Period (months)	Calibration Expiry Date
Emissions Software	TUV SUD	EmX V3.4.2	5125	-	Software
EMI Test Receiver	Rohde & Schwarz	ESW44	5911	12	11-Sep-2024
Test Receiver	Rohde & Schwarz	ESW44	5914	12	24-May-2025
1500W (300V 12A) AC Power Supply	iTech	IT7324	5955	-	O/P Mon
1500W (300V 12A) AC Power Supply	iTech	IT7324	5956	-	O/P Mon
5m Semi-Anechoic Chamber (Dual-Axis)	Albatross Projects	RF Chamber 14	5958	36	26-Apr-2025
Compact Antenna Mast	Maturo Gmbh	CAM4.0-P	5959	-	TU
Mast & Turntable Controller	Maturo Gmbh	FCU3.0	5960	-	TU
Tilt Antenna Mast	Maturo Gmbh	BAM4.5-P	5961	-	TU
Turntable	Maturo Gmbh	TT1.5SI	5962	-	TU
5m Semi-Anechoic Chamber (Dual-Axis), Chamber 15	Albatross Projects	RF Chamber 15	5963	36	28-Apr-2025
Compact Antenna Mast	Maturo Gmbh	CAM4.0-P	5964	-	TU
Mast & Turntable Controller	Maturo Gmbh	FCU3.0	5966	-	TU
Tilt Antenna Mast	Maturo Gmbh	BAM4.5-P	5967	-	TU
Turntable	Maturo Gmbh	TT1.5SI	5968	-	TU
Cable (SMA to SMA 1m)	Junkosha	MWX221-01000AMSAMS/A	5997	12	14-Sep-2024
Cable (N to N 1m)	Junkosha	MWX221-01000NMSNMS/B	5999	12	20-May-2025
Cable (SMA to SMA 1m)	Junkosha	MWX221-01000AMSAMS/A	6007	12	20-May-2025
Cable (SMA to SMA 6.5m)	Junkosha	MWX221-06500AMSAMS/B	6014	12	24-Aug-2024
Cable (SMA to SMA 1m)	Junkosha	MWX221-01000AMSAMS/A	6018	12	10-Jun-2025
Horn Antenna (1-10 GHz)	Schwarzbeck	BBHA9120B	6141	12	05-May-2025
Horn Antenna (1-10 GHz)	Schwarzbeck	BBHA9120B	6142	12	05-May-2025
Digital Multimeter	Fluke	115	6145	12	06-Jun-2025
Digital Multimeter	Fluke	115	6147	12	06-Jun-2025
SAC Switch Unit	TUV SUD	TUV_SSU_001	6190	12	22-Dec-2024
SAC Switch Unit	TUV SUD	TUV_SSU_001	6191	12	18-Dec-2024
Cable (SMA to SMA 8m)	Junkosha	MWX221-08000AMSAMS/B	6319	12	04-Feb-2025
Humidity and Temperature meter	R.S Components	1364	6346	12	06-Mar-2025
Humidity and Temperature Meter	R.S Components	1364	6486	12	04-Jun-2025



Instrument	Manufacturer	Type No.	TE No.	Calibration Period (months)	Calibration Expiry Date
1m Cable	Junkosha	MWX241-01000AMSAMS/B	6740	12	01-Feb-2025
1m Cable	Junkosha	MWX241-01000AMSAMS/B	6741	12	01-Feb-2025
6.5m Cable	Junkosha	MWX221-06500AMSAMS/B	6744	12	01-Feb-2025

**Table 248**

TU - Traceability Unscheduled  
O/P Mon - Output Monitored using calibrated equipment



## 2.7 Spurious Radiated Emissions

### 2.7.1 Specification Reference

FCC 47 CFR Part 15E, Clause 15.209 and 15.407 (b)

### 2.7.2 Equipment Under Test and Modification State

A3186, S/N: GQFXQXKN7J - Modification State 0

### 2.7.3 Date of Test

27-July-2024 to 05-August-2024

### 2.7.4 Test Method

Testing was performed in accordance with ANSI C63.10, clause 6.3, 6.5 and 6.6.

Tests were performed in HE20 CDD in 2TX MIMO mode, with measurements undertaken from 30 MHz to 40 GHz on channels 45 (6175 MHz), 105 (6475 MHz), 149 (6695 MHz), and 209 (6995 MHz).

For the purpose of this testing, spurious emissions were limited to 1 GHz to 40 GHz on all other test channels.

All testing was performed using the lowest data rate/modulation scheme for the applicable mode.

Plots for average measurements were taken in accordance with ANSI C63.10, clause 12.7.7.2 with max-hold trace to characterize the EUT. Where emissions were detected, final average measurements were taken in accordance with ANSI C63.10, clause 12.7.7.2 using an average trace.

The plots shown are the characterization of the EUT. The limits on the plots represent the most stringent case for restricted bands, (54/74 dBuV/m @ 3 m and 64/84 dBuV/m @ 1m) when compared to -27 dBm/MHz RMS EIRP and -7dBm/MHz Peak EIRP outside restricted bands. The limits shown have been used as a threshold to determine where further measurements are necessary. Where results are within 10dB of the limits shown on the plots, further investigation was carried out and reported in results tables.

The following conversion can be applied to convert from dBuV/m to uV/m:

$10^{(\text{Field Strength in dB}\mu\text{V/m}/20)}$ .

EIRP was converted to field strength at 3m using the following formula:

Field Strength (dBuV/m at 3 m) = EIRP (dBm) + 95.2 dB

### 2.7.5 Example Test Setup Diagram

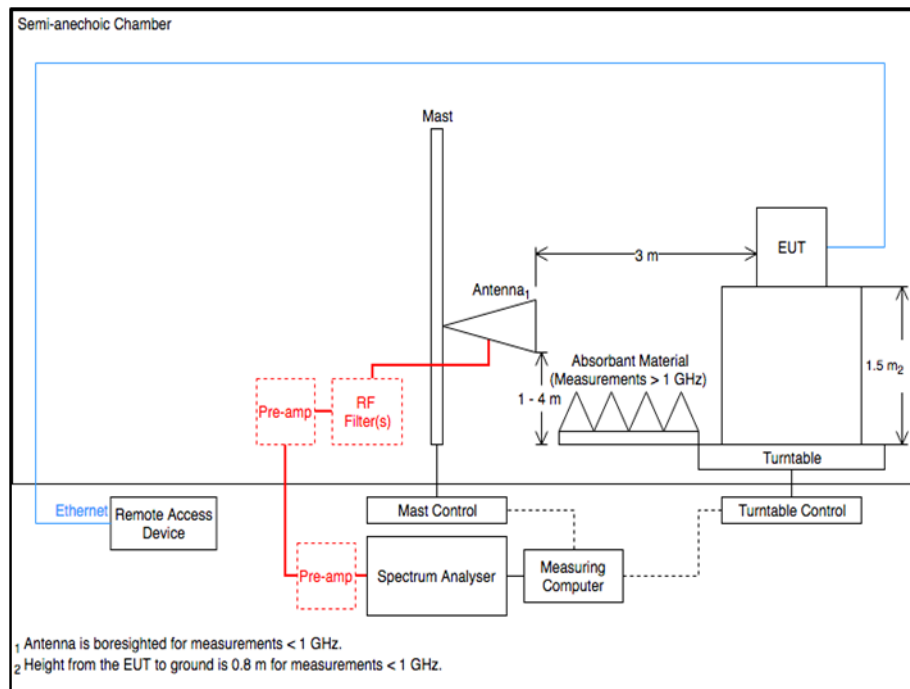


Figure 176 - Radiated Emissions Test Setup Diagram

### 2.7.6 Environmental Conditions

Ambient Temperature 21.8 - 24.6 °C  
Relative Humidity 45.4 - 49.5 %



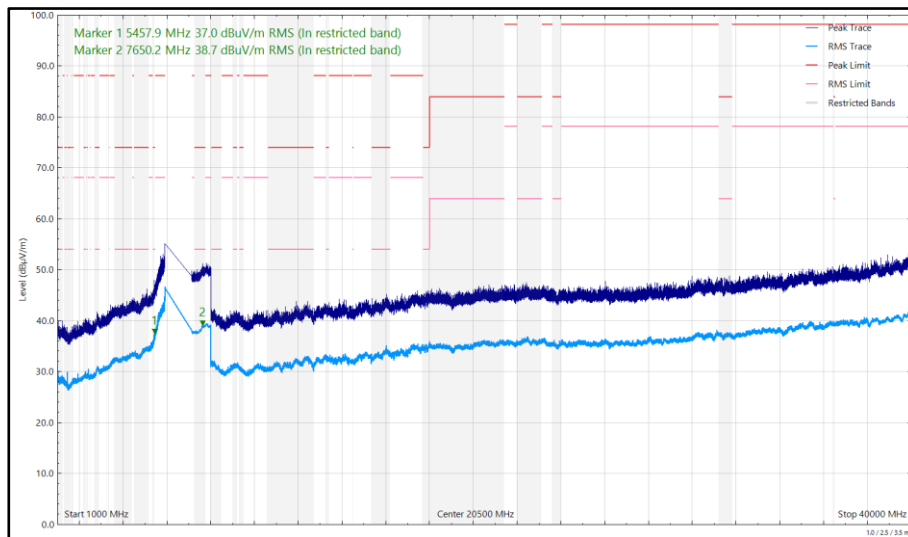
**2.7.7 Test Results**

6 GHz WLAN

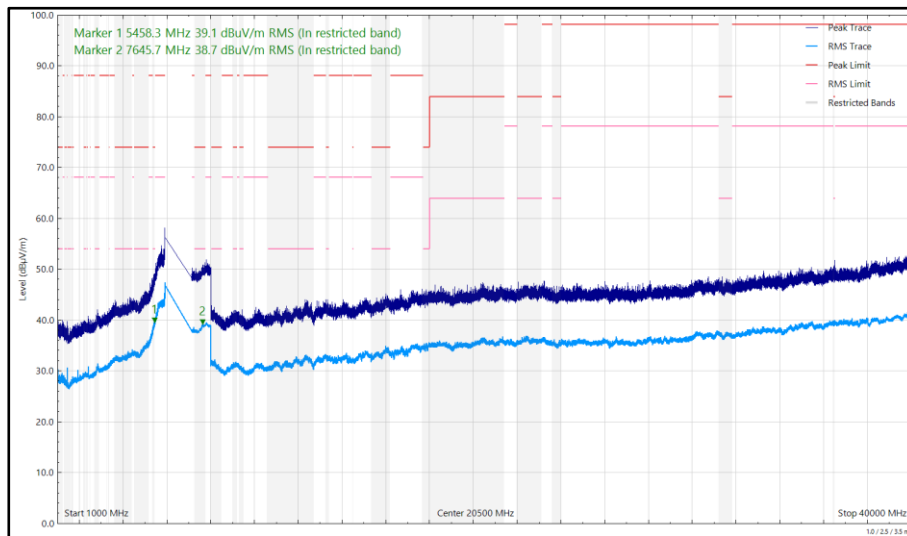
Frequency (MHz)	Level (dBµV/m)	Limit (dBµV/m)	Margin (dB)	Detector	Angle (°)	Height (cm)	Polarisation
5457.868	37.02	54.00	-16.98	RMS	67	356	Horizontal
5458.264	39.14	54.00	-14.86	RMS	357	371	Vertical
7645.675	38.73	54.00	-15.27	RMS	201	325	Vertical
7650.235	38.69	54.00	-15.31	RMS	44	280	Horizontal

**Table 249 - U-NII-5 - 5955 MHz (CH1), HE20, SU, CDD, Core 0 + Core 1, 1 GHz to 40 GHz**

No other emissions found within 10 dB of the limit.



**Figure 177 - U-NII-5 - 5955 MHz (CH1), HE20, SU, CDD, Core 0 + Core 1 1 GHz to 40 GHz, Horizontal**



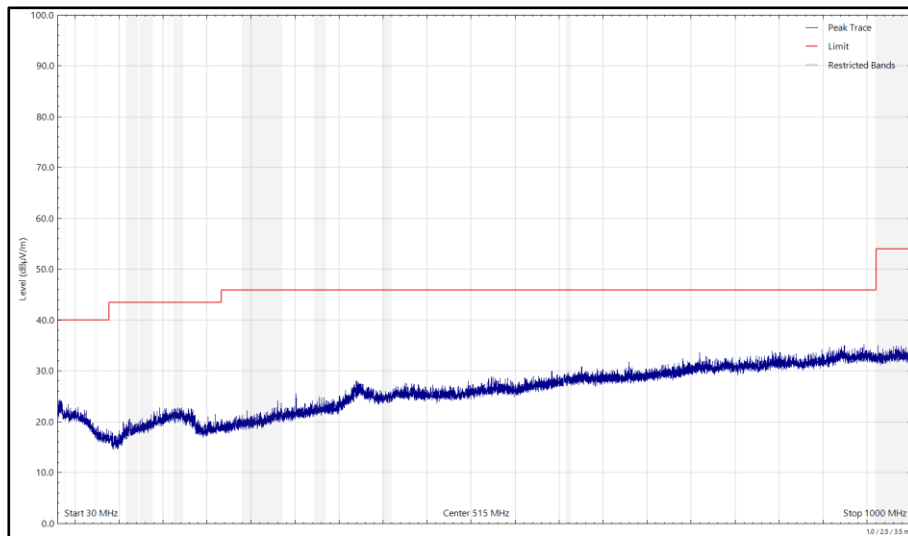
**Figure 178 - U-NII-5 - 5955 MHz (CH1), HE20, SU, CDD, Core 0 + Core 1  
1 GHz to 40 GHz, Vertical**



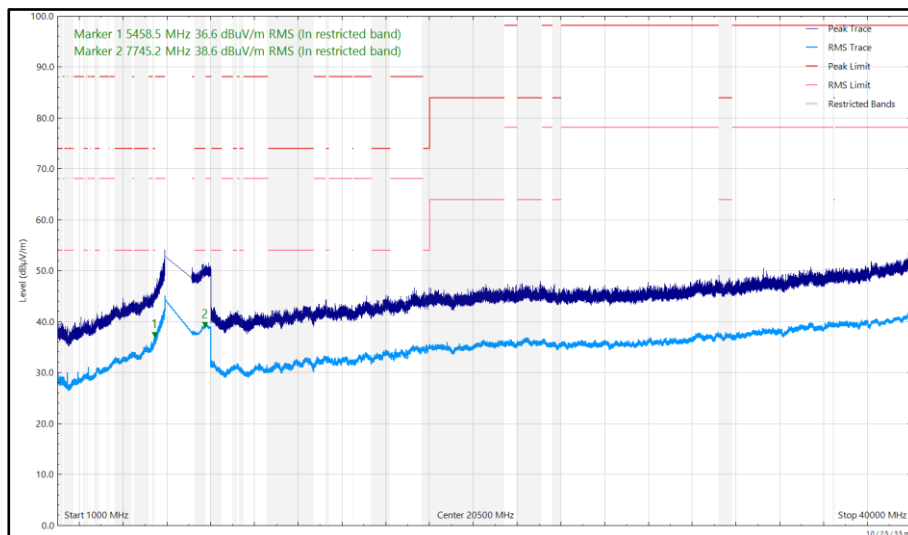
Frequency (MHz)	Level (dB $\mu$ V/m)	Limit (dB $\mu$ V/m)	Margin (dB)	Detector	Angle (°)	Height (cm)	Polarisation
5458.503	36.63	54.00	-17.37	RMS	70	328	Horizontal
5459.264	38.36	54.00	-15.64	RMS	0	282	Vertical
7646.109	38.73	54.00	-15.27	RMS	205	279	Vertical
7745.243	38.61	54.00	-15.39	RMS	93	257	Horizontal

**Table 250 - U-NII-5 - 6175 MHz (CH45), HE20, SU, CDD, Core 0 + Core 1, 30 MHz to 40 GHz**

No other emissions found within 10 dB of the limit.

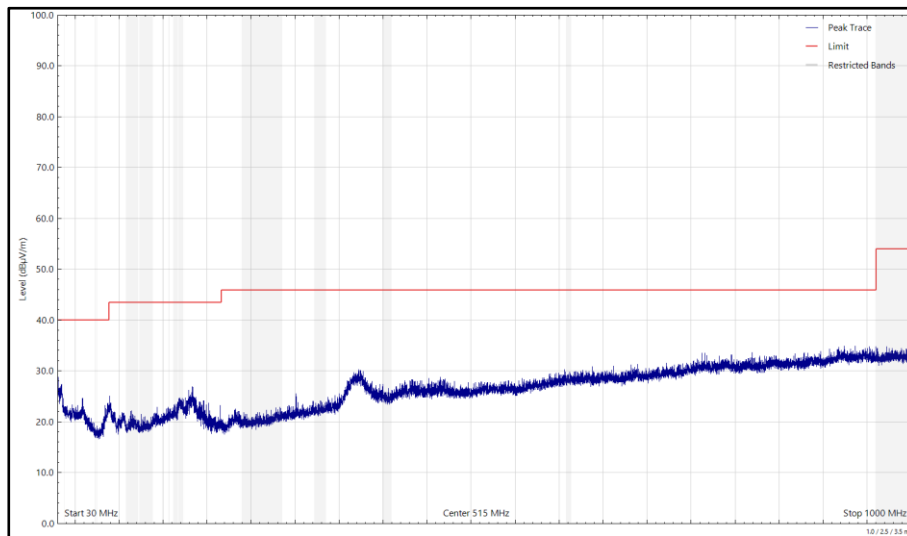


**Figure 179 - U-NII-5 - 6175 MHz (CH45), HE20, SU, CDD, Core 0 + Core 1 30 MHz to 1 GHz, Horizontal (Peak)**

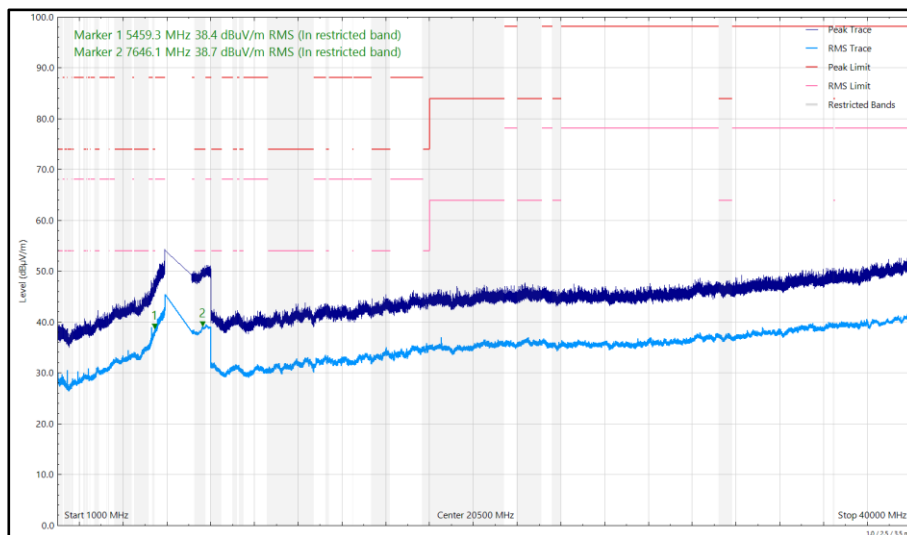


**Figure 180 - U-NII-5 - 6175 MHz (CH45), HE20, SU, CDD, Core 0 + Core 1 1 GHz to 40 GHz, Horizontal**





**Figure 181 - U-NII-5 - 6175 MHz (CH45), HE20, SU, CDD, Core 0 + Core 1  
30 MHz to 1 GHz, Vertical (Peak)**



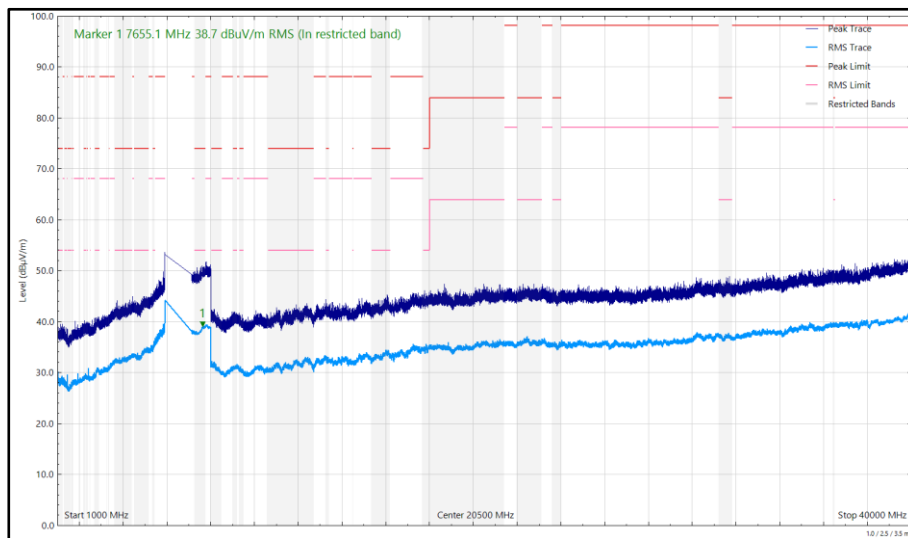
**Figure 182 - U-NII-5 - 6175 MHz (CH45), HE20, SU, CDD, Core 0 + Core 1  
1 GHz to 40 GHz, Vertical**



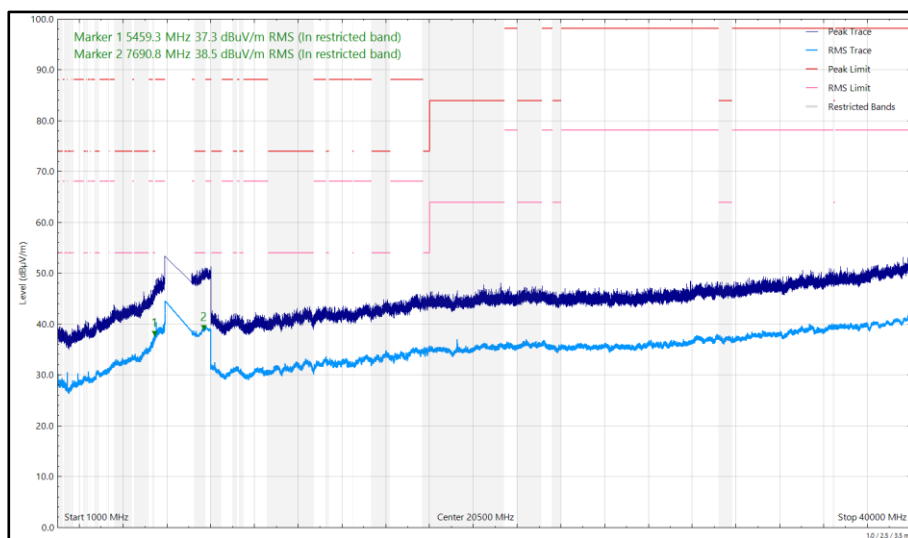
Frequency (MHz)	Level (dBµV/m)	Limit (dBµV/m)	Margin (dB)	Detector	Angle (°)	Height (cm)	Polarisation
5459.291	37.32	54.00	-16.68	RMS	357	272	Vertical
7655.059	38.66	54.00	-15.34	RMS	87	388	Horizontal
7690.752	38.46	54.00	-15.54	RMS	350	144	Vertical

**Table 251 - U-NII-5 - 6415 MHz (CH93), HE20, SU, CDD, Core 0 + Core 1, 1 GHz to 40 GHz**

No other emissions found within 10 dB of the limit.



**Figure 183 - U-NII-5 - 6415 MHz (CH93), HE20, SU, CDD, Core 0 + Core 1 1 GHz to 40 GHz, Horizontal**



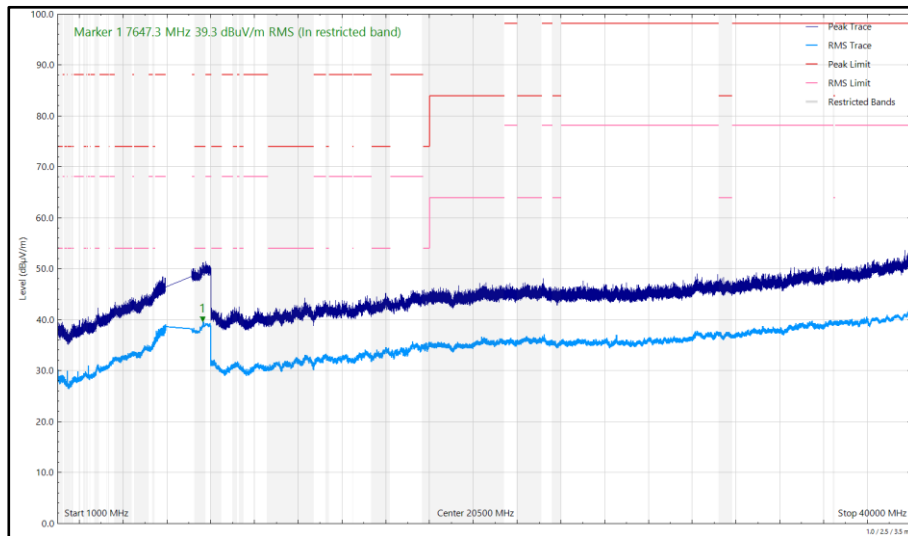
**Figure 184 - U-NII-5 - 6415 MHz (CH93), HE20, SU, CDD, Core 0 + Core 1 1 GHz to 40 GHz, Vertical**



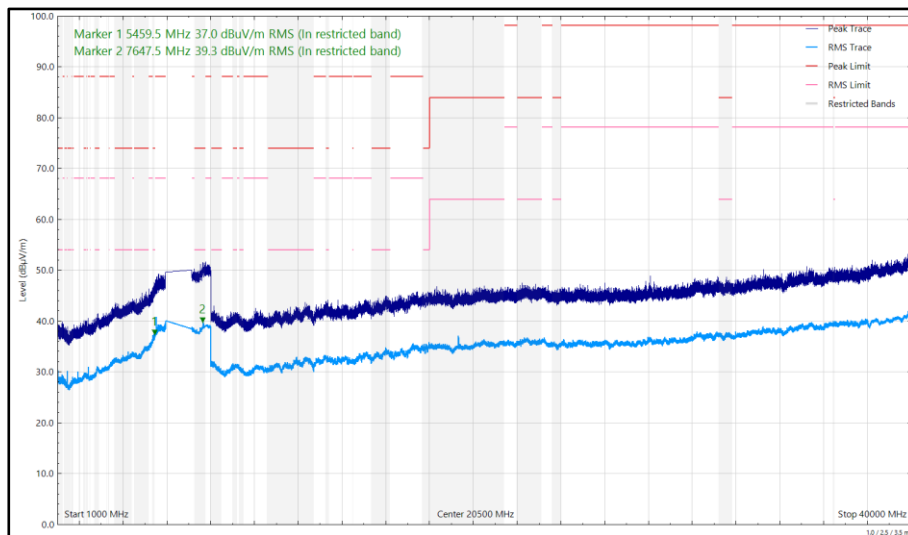
Frequency (MHz)	Level (dB $\mu$ V/m)	Limit (dB $\mu$ V/m)	Margin (dB)	Detector	Angle (°)	Height (cm)	Polarisation
5459.525	36.98	54.00	-17.02	RMS	2	282	Vertical
7647.324	39.30	54.00	-14.70	RMS	0	105	Horizontal
7647.463	39.32	54.00	-14.68	RMS	226	278	Vertical

**Table 252 - U-NII-6 - 6435 MHz (CH97), HE20, SU, CDD, Core 0 + Core 1, 1 GHz to 40 GHz**

No other emissions found within 10 dB of the limit.



**Figure 185 - U-NII-6 - 6435 MHz (CH97), HE20, SU, CDD, Core 0 + Core 1 1 GHz to 40 GHz, Horizontal**



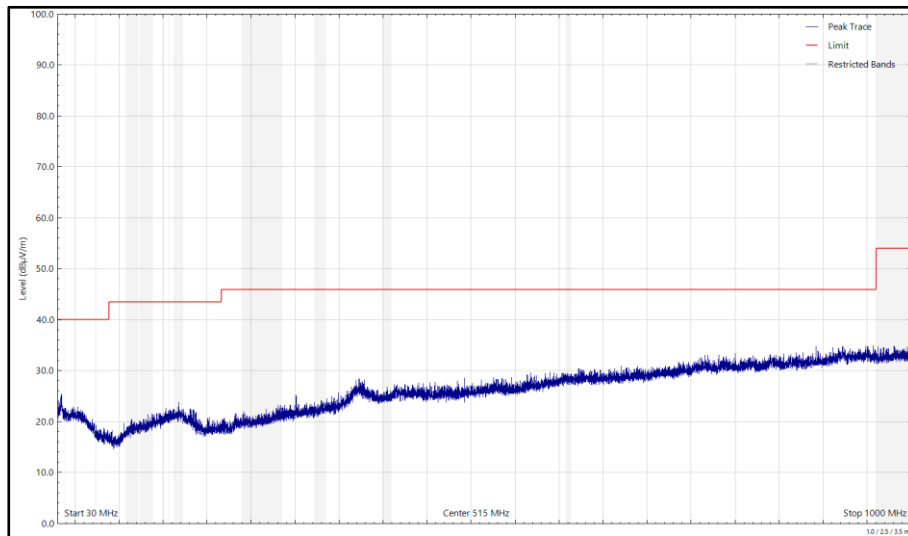
**Figure 186 - U-NII-6 - 6435 MHz (CH97), HE20, SU, CDD, Core 0 + Core 1 1 GHz to 40 GHz, Vertical**



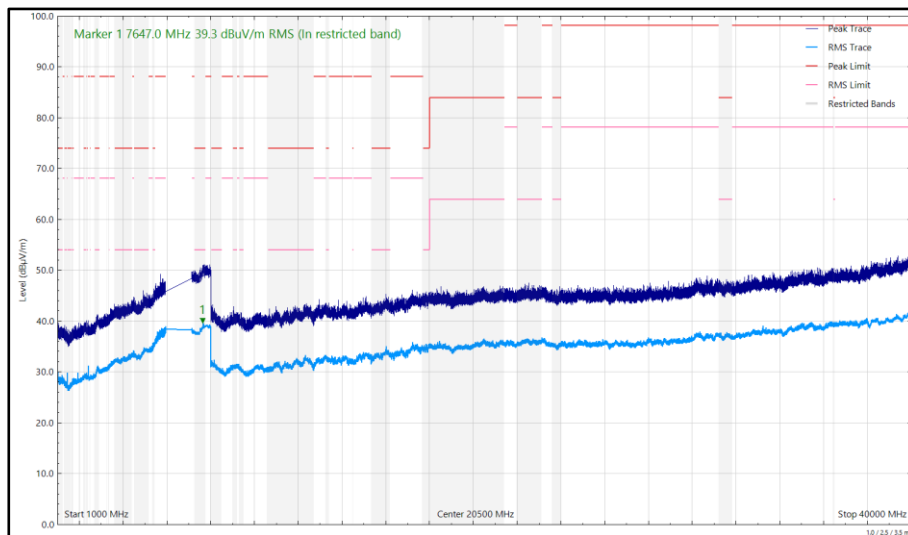
Frequency (MHz)	Level (dBµV/m)	Limit (dBµV/m)	Margin (dB)	Detector	Angle (°)	Height (cm)	Polarisation
5459.701	36.90	54.00	-17.10	RMS	1	289	Vertical
7645.952	39.31	54.00	-14.69	RMS	315	100	Vertical
7647.013	39.27	54.00	-14.73	RMS	315	343	Horizontal

**Table 253 - U-NII-6 - 6475 MHz (CH105), HE20, SU, CDD, Core 0 + Core 1, 30 MHz to 40 GHz**

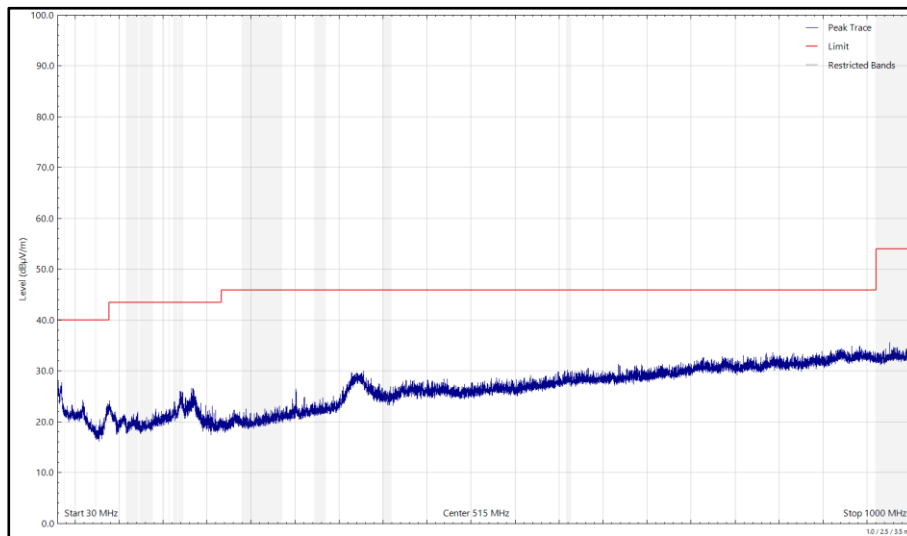
No other emissions found within 10 dB of the limit.



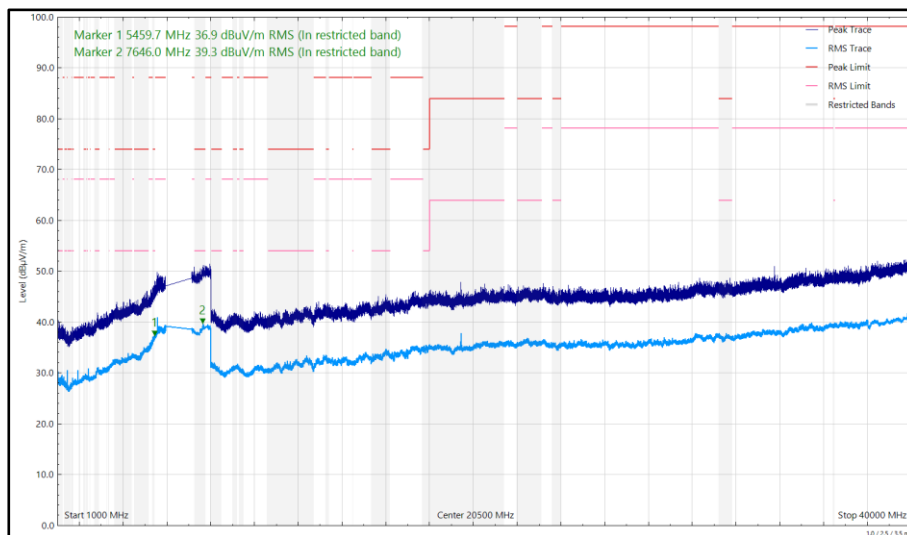
**Figure 187 - U-NII-6 - 6475 MHz (CH105), HE20, SU, CDD, Core 0 + Core 1 30 MHz to 1 GHz, Horizontal (Peak)**



**Figure 188 - U-NII-6 - 6475 MHz (CH105), HE20, SU, CDD, Core 0 + Core 1 1 GHz to 40 GHz, Horizontal**



**Figure 189 - U-NII-6 - 6475 MHz (CH105), HE20, SU, CDD, Core 0 + Core 1  
30 MHz to 1 GHz, Vertical (Peak)**



**Figure 190 - U-NII-6 - 6475 MHz (CH105), HE20, SU, CDD, Core 0 + Core 1  
1 GHz to 40 GHz, Vertical**