

Figure 59 - 802.11ax HE160 SU LPI Minimum 99% OBW

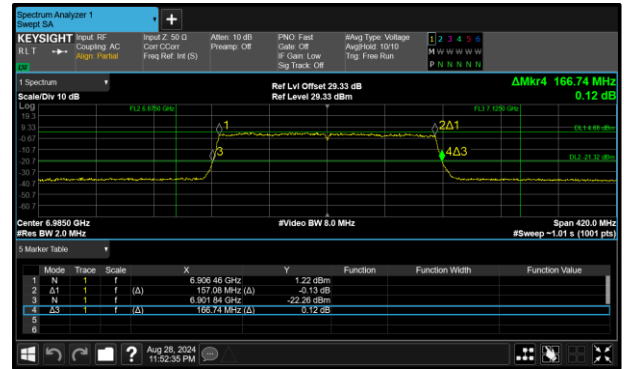


Figure 60 - 802.11ax HE160 SU LPI Maximum 99% OBW

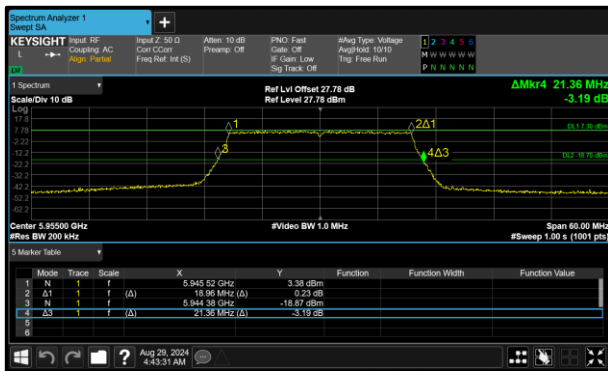


Figure 61 - 802.11ax HE20 SU SP Minimum 99% OBW

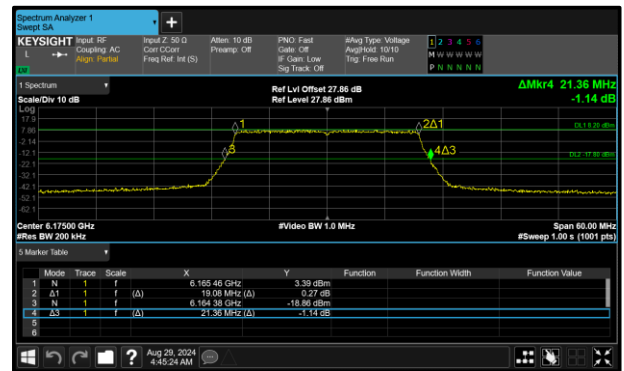


Figure 62 - 802.11ax HE20 SU SP Maximum 99% OBW

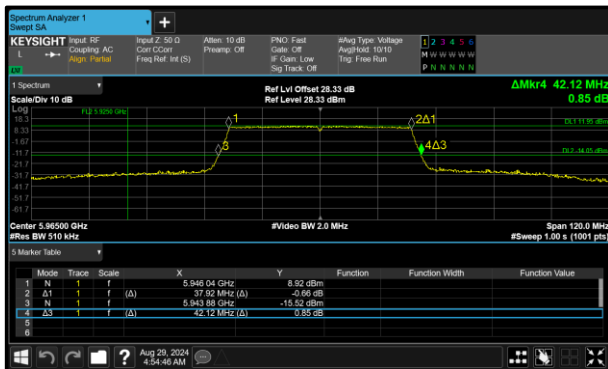


Figure 63 - 802.11ax HE40 SU SP Minimum 99% OBW

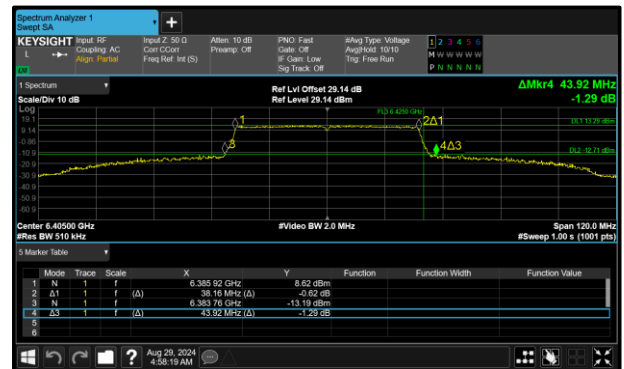


Figure 64 - 802.11ax HE40 SU SP Maximum 99% OBW

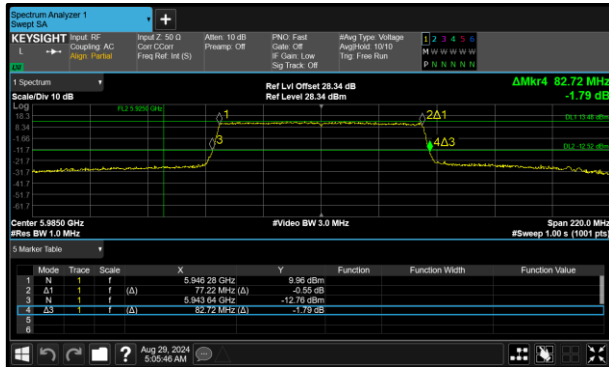


Figure 65 - 802.11ax HE80 SU SP Minimum 99% OBW

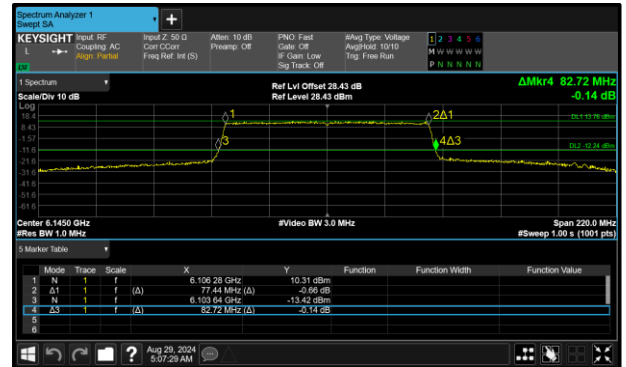


Figure 66 - 802.11ax HE80 SU SP Maximum 99% OBW

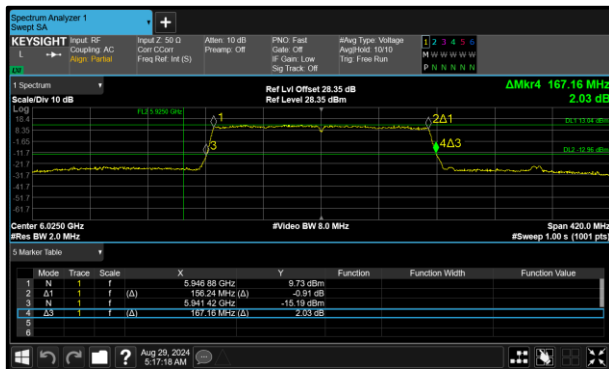


Figure 67 - 802.11ax HE160 SU SP Minimum 99% OBW

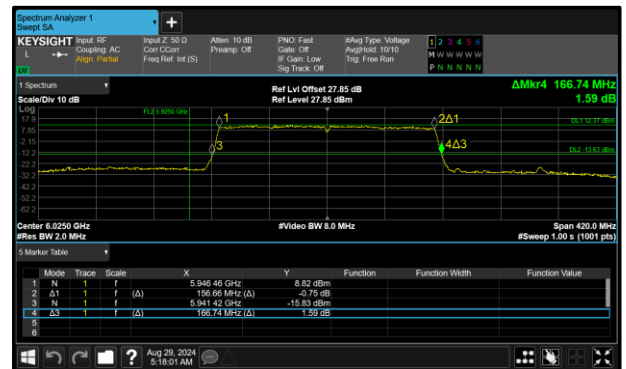


Figure 68 - 802.11ax HE160 SU SP Maximum 99% OBW

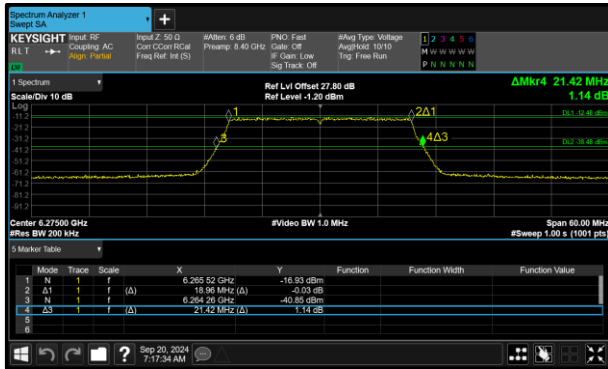


Figure 69 - 802.11ax HE20 SU VLP Minimum 99% OBW

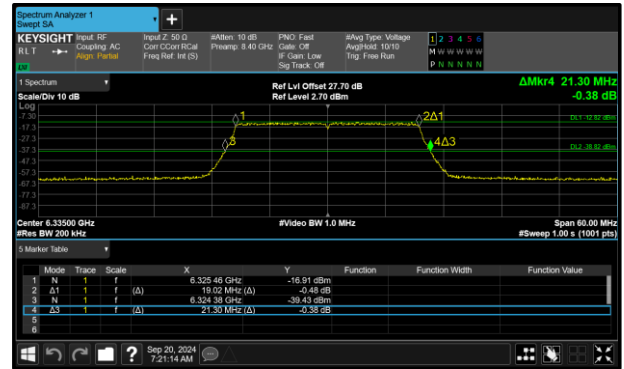


Figure 70 - 802.11ax HE20 SU VLP Maximum 99% OBW

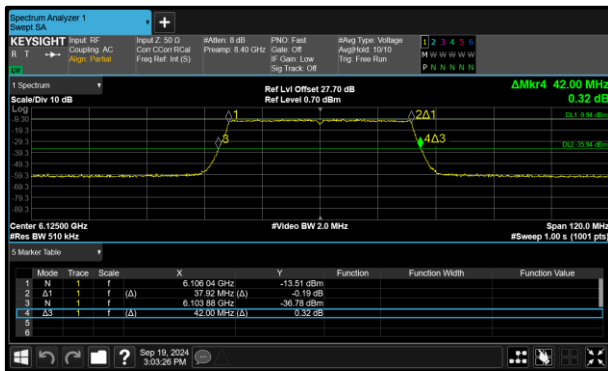


Figure 71 - 802.11ax HE40 SU VLP Minimum 99% OBW

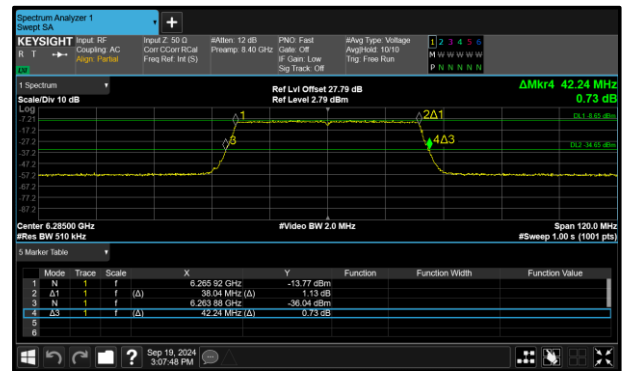


Figure 72 - 802.11ax HE40 SU VLP Maximum 99% OBW

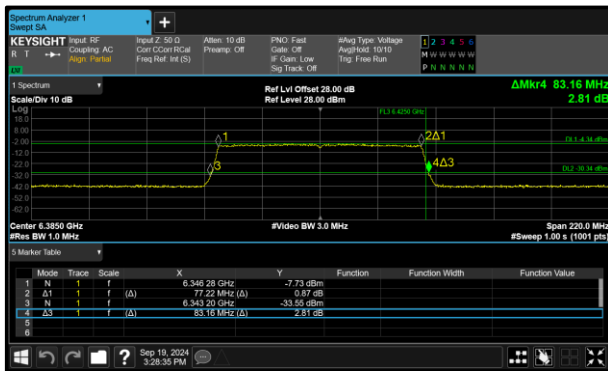


Figure 73 - 802.11ax HE80 SU VLP Minimum 99% OBW

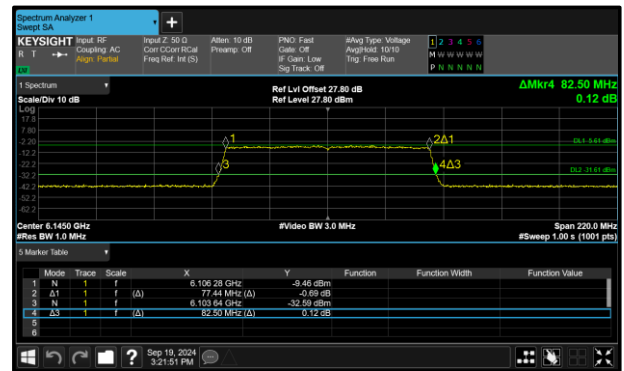


Figure 74 - 802.11ax HE80 SU VLP Maximum 99% OBW

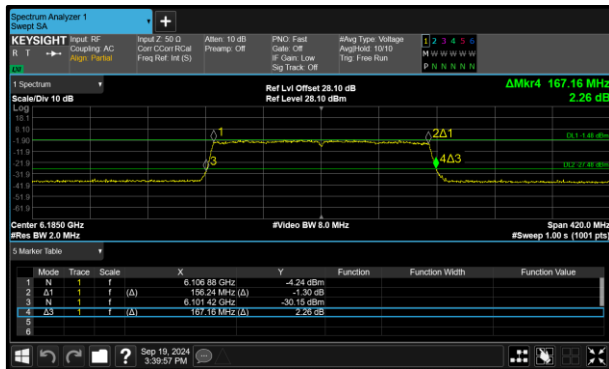


Figure 75 - 802.11ax HE160 SU VLP Minimum 99% OBW

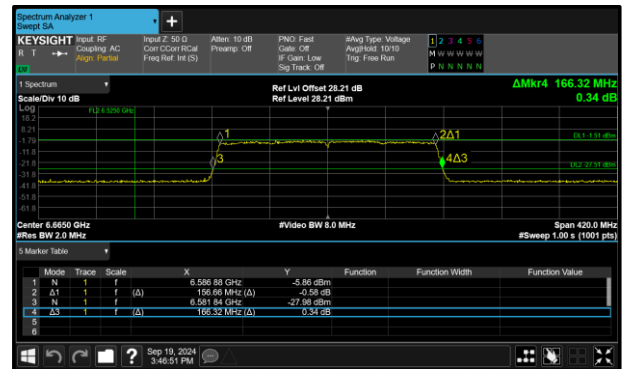


Figure 76 - 802.11ax HE160 SU VLP Maximum 99% OBW



Test Configuration			
Frequency Range:	5.925-6.425 GHz 6.425-6.525 GHz 6.525-6.875 GHz 6.875-7.125 GHz	Band:	U-NII-5 U-NII-6 U-NII-7 U-NII-8
Limit Clause(s):	15.407 (a)(11) RSS-248 4.4	Test Method(s):	C63.10 6.9.3 C63.10 12.5.2
Additional Reference(s):	-		

DUT Configuration			
Mode:	802.11ax HE20 SU LPI	Duty Cycle (%):	-
Modulation Coding Scheme:	MCS2x2	DCCF (dB):	-
Antenna Configuration:	MIMO SDM	Peak Antenna Gain (dBi):	-
Active Port(s):	A+B (Core 0 + Core 1)	Active Chain(s):	0+1

Test Frequency (MHz)	26 dB Bandwidth (MHz)				Limit (MHz)
	A	B	C	D	
5955	21.360	21.420	-	-	320.0
6175	21.420	21.360	-	-	320.0
6415	21.240	21.420	-	-	320.0
6435	21.480	21.300	-	-	320.0
6475	21.360	21.300	-	-	320.0
6515	21.420	21.240	-	-	320.0
6535	21.300	21.480	-	-	320.0
6695	21.300	21.300	-	-	320.0
6855	21.360	21.420	-	-	320.0
6875	21.240	21.540	-	-	320.0
6895	21.360	21.300	-	-	320.0
6995	21.360	21.300	-	-	320.0
7095	21.420	21.360	-	-	320.0

Table 65 - 26 dB Bandwidth Results



Test Frequency (MHz)	99% Bandwidth (MHz)				Limit (MHz)
	A	B	C	D	
5955	19.020	19.080	-	-	320.0
6175	18.960	19.080	-	-	320.0
6415	19.080	19.080	-	-	320.0
6435	19.020	19.020	-	-	320.0
6475	19.080	18.960	-	-	320.0
6515	19.020	19.020	-	-	320.0
6535	19.020	19.020	-	-	320.0
6695	19.080	19.020	-	-	320.0
6855	19.080	19.020	-	-	320.0
6875	19.080	18.960	-	-	320.0
6895	19.080	19.080	-	-	320.0
6995	19.080	19.020	-	-	320.0
7095	19.080	19.020	-	-	320.0

Table 66 - 99% Bandwidth Results



Test Configuration			
Frequency Range:	5.925-6.425 GHz 6.425-6.525 GHz 6.525-6.875 GHz 6.875-7.125 GHz	Band:	U-NII-5 U-NII-6 U-NII-7 U-NII-8
Limit Clause(s):	15.407 (a)(11) RSS-248 4.4	Test Method(s):	C63.10 6.9.3 C63.10 12.5.2
Additional Reference(s):	-		

DUT Configuration			
Mode:	802.11ax HE40 SU LPI	Duty Cycle (%):	-
Modulation Coding Scheme:	MCS2x2	DCCF (dB):	-
Antenna Configuration:	MIMO SDM	Peak Antenna Gain (dBi):	-
Active Port(s):	A+B (Core 0 + Core 1)	Active Chain(s):	0+1

Test Frequency (MHz)	26 dB Bandwidth (MHz)				Limit (MHz)
	A	B	C	D	
5965	42.000	42.120	-	-	320.0
6165	42.000	41.880	-	-	320.0
6405	42.000	41.760	-	-	320.0
6445	42.000	41.880	-	-	320.0
6485	42.240	41.880	-	-	320.0
6525	42.000	41.880	-	-	320.0
6565	42.000	41.760	-	-	320.0
6685	42.120	41.760	-	-	320.0
6845	41.880	42.000	-	-	320.0
6885	42.000	41.880	-	-	320.0
6925	41.880	42.120	-	-	320.0
7005	41.880	42.120	-	-	320.0
7085	42.000	41.760	-	-	320.0

Table 67 - 26 dB Bandwidth Results



Test Frequency (MHz)	99% Bandwidth (MHz)				Limit (MHz)
	A	B	C	D	
5965	37.920	38.040	-	-	320.0
6165	37.920	38.040	-	-	320.0
6405	37.920	38.160	-	-	320.0
6445	37.920	38.040	-	-	320.0
6485	37.920	38.040	-	-	320.0
6525	37.920	38.040	-	-	320.0
6565	37.920	38.040	-	-	320.0
6685	37.920	38.040	-	-	320.0
6845	37.920	38.040	-	-	320.0
6885	37.920	37.920	-	-	320.0
6925	37.920	38.040	-	-	320.0
7005	37.920	37.920	-	-	320.0
7085	37.920	37.920	-	-	320.0

Table 68 - 99% Bandwidth Results



Test Configuration			
Frequency Range:	5.925-6.425 GHz 6.425-6.525 GHz 6.525-6.875 GHz 6.875-7.125 GHz	Band:	U-NII-5 U-NII-6 U-NII-7 U-NII-8
Limit Clause(s):	15.407 (a)(11) RSS-248 4.4	Test Method(s):	C63.10 6.9.3 C63.10 12.5.2
Additional Reference(s):	-		

DUT Configuration			
Mode:	802.11ax HE80 SU LPI	Duty Cycle (%):	-
Modulation Coding Scheme:	MCS2x2	DCCF (dB):	-
Antenna Configuration:	MIMO SDM	Peak Antenna Gain (dBi):	-
Active Port(s):	A+B (Core 0 + Core 1)	Active Chain(s):	0+1

Test Frequency (MHz)	26 dB Bandwidth (MHz)				Limit (MHz)
	A	B	C	D	
5985	82.280	83.380	-	-	320.0
6145	82.720	82.940	-	-	320.0
6385	82.720	82.940	-	-	320.0
6465	82.500	82.720	-	-	320.0
6545	82.500	82.720	-	-	320.0
6625	82.720	82.940	-	-	320.0
6705	82.940	82.720	-	-	320.0
6785	82.280	82.280	-	-	320.0
6865	82.500	83.160	-	-	320.0
6945	82.500	82.720	-	-	320.0
7025	82.720	82.940	-	-	320.0

Table 69 - 26 dB Bandwidth Results



Test Frequency (MHz)	99% Bandwidth (MHz)				Limit (MHz)
	A	B	C	D	
5985	77.220	77.220	-	-	320.0
6145	77.220	77.000	-	-	320.0
6385	77.440	77.440	-	-	320.0
6465	77.440	77.220	-	-	320.0
6545	77.440	77.000	-	-	320.0
6625	77.220	77.440	-	-	320.0
6705	77.220	77.220	-	-	320.0
6785	77.220	77.220	-	-	320.0
6865	77.440	77.440	-	-	320.0
6945	77.440	77.220	-	-	320.0
7025	77.220	77.440	-	-	320.0

Table 70 - 99% Bandwidth Results



Test Configuration			
Frequency Range:	5.925-6.425 GHz 6.425-6.525 GHz 6.525-6.875 GHz 6.875-7.125 GHz	Band:	U-NII-5 U-NII-6 U-NII-7 U-NII-8
Limit Clause(s):	15.407 (a)(11) RSS-248 4.4	Test Method(s):	C63.10 6.9.3 C63.10 12.5.2
Additional Reference(s):	-		

DUT Configuration			
Mode:	802.11ax HE160 SU LPI	Duty Cycle (%):	-
Modulation Coding Scheme:	MCS2x2	DCCF (dB):	-
Antenna Configuration:	MIMO SDM	Peak Antenna Gain (dBi):	-
Active Port(s):	A+B (Core 0 + Core 1)	Active Chain(s):	0+1

Test Frequency (MHz)	26 dB Bandwidth (MHz)				Limit (MHz)
	A	B	C	D	
6025	166.740	166.740	-	-	320.0
6185	166.320	166.320	-	-	320.0
6345	166.740	166.740	-	-	320.0
6505	166.740	166.740	-	-	320.0
6665	166.740	166.320	-	-	320.0
6825	166.740	167.160	-	-	320.0
6985	166.740	166.320	-	-	320.0

Table 71 - 26 dB Bandwidth Results

Test Frequency (MHz)	99% Bandwidth (MHz)				Limit (MHz)
	A	B	C	D	
6025	156.240	156.660	-	-	320.0
6185	156.240	156.240	-	-	320.0
6345	156.240	156.660	-	-	320.0
6505	156.240	156.240	-	-	320.0
6665	156.240	156.660	-	-	320.0
6825	156.240	156.660	-	-	320.0
6985	157.080	157.080	-	-	320.0

Table 72 - 99% Bandwidth Results



Test Configuration			
Frequency Range:	5.925-6.425 GHz 6.425-6.525 GHz 6.525-6.875 GHz	Band:	U-NII-5 U-NII-6 U-NII-7
Limit Clause(s):	15.407 (a)(11) RSS-248 4.4	Test Method(s):	C63.10 6.9.3 C63.10 12.5.2
Additional Reference(s):	-		

DUT Configuration			
Mode:	802.11ax HE20 SU SP	Duty Cycle (%):	-
Modulation Coding Scheme:	MCS2x2	DCCF (dB):	-
Antenna Configuration:	MIMO SDM	Peak Antenna Gain (dBi):	-
Active Port(s):	A+B (Core 0 + Core 1)	Active Chain(s):	0+1

Test Frequency (MHz)	26 dB Bandwidth (MHz)				Limit (MHz)
	A	B	C	D	
5955	21.300	21.360	-	-	320.0
6175	21.300	21.360	-	-	320.0
6415	21.300	21.360	-	-	320.0
6435	21.360	21.360	-	-	320.0
6475	21.360	21.480	-	-	320.0
6515	21.360	21.420	-	-	320.0
6535	21.420	21.420	-	-	320.0
6695	21.180	21.360	-	-	320.0
6855	21.300	21.300	-	-	320.0

Table 73 - 26 dB Bandwidth Results

Test Frequency (MHz)	99% Bandwidth (MHz)				Limit (MHz)
	A	B	C	D	
5955	19.020	18.960	-	-	320.0
6175	19.020	19.080	-	-	320.0
6415	19.020	19.080	-	-	320.0
6435	19.080	19.020	-	-	320.0
6475	19.080	19.080	-	-	320.0
6515	19.080	19.080	-	-	320.0
6535	19.020	19.080	-	-	320.0
6695	19.020	19.020	-	-	320.0
6855	19.020	19.020	-	-	320.0

Table 74 - 99% Bandwidth Results



Test Configuration			
Frequency Range:	5.925-6.425 GHz 6.425-6.525 GHz 6.525-6.875 GHz	Band:	U-NII-5 U-NII-6 U-NII-7
Limit Clause(s):	15.407 (a)(11) RSS-248 4.4	Test Method(s):	C63.10 6.9.3 C63.10 12.5.2
Additional Reference(s):	-		

DUT Configuration			
Mode:	802.11ax HE40 SU SP	Duty Cycle (%):	-
Modulation Coding Scheme:	MCS2x2	DCCF (dB):	-
Antenna Configuration:	MIMO SDM	Peak Antenna Gain (dBi):	-
Active Port(s):	A+B (Core 0 + Core 1)	Active Chain(s):	0+1

Test Frequency (MHz)	26 dB Bandwidth (MHz)				Limit (MHz)
	A	B	C	D	
5965	42.120	42.000	-	-	320.0
6165	42.120	42.120	-	-	320.0
6405	43.920	42.240	-	-	320.0
6445	43.920	42.240	-	-	320.0
6485	43.080	41.880	-	-	320.0
6525	42.000	42.000	-	-	320.0
6565	42.120	41.880	-	-	320.0
6685	42.480	42.000	-	-	320.0
6845	42.120	42.000	-	-	320.0

Table 75 - 26 dB Bandwidth Results

Test Frequency (MHz)	99% Bandwidth (MHz)				Limit (MHz)
	A	B	C	D	
5965	37.920	38.040	-	-	320.0
6165	37.920	37.920	-	-	320.0
6405	38.160	38.160	-	-	320.0
6445	38.160	38.160	-	-	320.0
6485	38.160	38.160	-	-	320.0
6525	38.040	38.040	-	-	320.0
6565	37.920	38.040	-	-	320.0
6685	37.920	38.160	-	-	320.0
6845	38.040	38.040	-	-	320.0

Table 76 - 99% Bandwidth Results



Test Configuration			
Frequency Range:	5.925-6.425 GHz 6.425-6.525 GHz 6.525-6.875 GHz	Band:	U-NII-5 U-NII-6 U-NII-7
Limit Clause(s):	15.407 (a)(11) RSS-248 4.4	Test Method(s):	C63.10 6.9.3 C63.10 12.5.2
Additional Reference(s):	-		

DUT Configuration			
Mode:	802.11ax HE80 SU SP	Duty Cycle (%):	-
Modulation Coding Scheme:	MCS2x2	DCCF (dB):	-
Antenna Configuration:	MIMO SDM	Peak Antenna Gain (dBi):	-
Active Port(s):	A+B (Core 0 + Core 1)	Active Chain(s):	0+1

Test Frequency (MHz)	26 dB Bandwidth (MHz)				Limit (MHz)
	A	B	C	D	
5985	82.720	82.720	-	-	320.0
6145	82.720	82.940	-	-	320.0
6385	82.940	82.940	-	-	320.0
6465	83.160	83.820	-	-	320.0
6545	82.720	82.720	-	-	320.0
6625	83.160	82.940	-	-	320.0
6705	82.720	82.940	-	-	320.0
6785	82.720	82.940	-	-	320.0

Table 77 - 26 dB Bandwidth Results

Test Frequency (MHz)	99% Bandwidth (MHz)				Limit (MHz)
	A	B	C	D	
5985	77.220	77.220	-	-	320.0
6145	77.440	77.440	-	-	320.0
6385	77.440	77.440	-	-	320.0
6465	77.440	77.440	-	-	320.0
6545	77.440	77.440	-	-	320.0
6625	77.440	77.440	-	-	320.0
6705	77.440	77.220	-	-	320.0
6785	77.440	77.440	-	-	320.0

Table 78 - 99% Bandwidth Results



Test Configuration			
Frequency Range:	5.925-6.425 GHz 6.425-6.525 GHz 6.525-6.875 GHz	Band:	U-NII-5 U-NII-6 U-NII-7
Limit Clause(s):	15.407 (a)(11) RSS-248 4.4	Test Method(s):	C63.10 6.9.3 C63.10 12.5.2
Additional Reference(s):	-		

DUT Configuration			
Mode:	802.11ax HE160 SU SP	Duty Cycle (%):	-
Modulation Coding Scheme:	MCS2x2	DCCF (dB):	-
Antenna Configuration:	MIMO SDM	Peak Antenna Gain (dBi):	-
Active Port(s):	A+B (Core 0 + Core 1)	Active Chain(s):	0+1

Test Frequency (MHz)	26 dB Bandwidth (MHz)				Limit (MHz)
	A	B	C	D	
6025	167.160	166.740	-	-	320.0
6185	166.320	166.740	-	-	320.0
6345	166.740	167.160	-	-	320.0
6505	166.320	166.320	-	-	320.0
6665	166.740	166.740	-	-	320.0

Table 79 - 26 dB Bandwidth Results

Test Frequency (MHz)	99% Bandwidth (MHz)				Limit (MHz)
	A	B	C	D	
6025	156.240	156.660	-	-	320.0
6185	156.240	156.240	-	-	320.0
6345	156.240	156.660	-	-	320.0
6505	156.660	156.240	-	-	320.0
6665	156.660	156.240	-	-	320.0

Table 80 - 99% Bandwidth Results



Test Configuration			
Frequency Range:	5.925-6.425 GHz	Band:	U-NII-5
Limit Clause(s):	15.407(a)(11)	Test Method(s):	C63.10 6.9.3 C63.10 12.5.2
Additional Reference(s):	-		

DUT Configuration			
Mode:	802.11ax HE20 SU VLP	Duty Cycle (%):	-
Modulation Coding Scheme:	MCS2x2	DCCF (dB):	-
Antenna Configuration:	MIMO SDM	Peak Antenna Gain (dBi):	-
Active Port(s):	A+B (Core 0 + Core 1)	Active Chain(s):	0+1

Test Frequency (MHz)	26 dB Bandwidth (MHz)				Limit (MHz)
	A	B	C	D	
6275	21.360	21.420	-	-	320.0
6335	21.360	21.300	-	-	320.0
6415	21.240	21.240	-	-	320.0

Table 81 - 26 dB Bandwidth Results

Test Frequency (MHz)	99% Bandwidth (MHz)				Limit (MHz)
	A	B	C	D	
6275	19.020	18.960	-	-	320.0
6335	19.020	19.020	-	-	320.0
6415	19.020	19.020	-	-	320.0

Table 82 - 99% Bandwidth Results



Test Configuration			
Frequency Range:	5.925-6.425 GHz 6.525-6.875 GHz	Band:	U-NII-5 U-NII-7
Limit Clause(s):	15.407(a)(11)	Test Method(s):	C63.10 6.9.3 C63.10 12.5.2
Additional Reference(s):	-		

DUT Configuration			
Mode:	802.11ax HE40 SU VLP	Duty Cycle (%):	-
Modulation Coding Scheme:	MCS2x2	DCCF (dB):	-
Antenna Configuration:	MIMO SDM	Peak Antenna Gain (dBi):	-
Active Port(s):	A+B (Core 0 + Core 1)	Active Chain(s):	0+1

Test Frequency (MHz)	26 dB Bandwidth (MHz)				Limit (MHz)
	A	B	C	D	
6125	42.000	42.120	-	-	320.0
6285	42.120	42.240	-	-	320.0
6405	41.880	42.120	-	-	320.0
6565	42.120	41.880	-	-	320.0
6685	42.120	42.120	-	-	320.0
6845	42.120	41.760	-	-	320.0

Table 83 - 26 dB Bandwidth Results

Test Frequency (MHz)	99% Bandwidth (MHz)				Limit (MHz)
	A	B	C	D	
6125	37.920	38.040	-	-	320.0
6285	38.040	38.040	-	-	320.0
6405	38.040	37.920	-	-	320.0
6565	37.920	37.920	-	-	320.0
6685	37.920	37.920	-	-	320.0
6845	37.920	38.040	-	-	320.0

Table 84 - 99% Bandwidth Results



Test Configuration			
Frequency Range:	5.925-6.425 GHz 6.525-6.875 GHz	Band:	U-NII-5 U-NII-7
Limit Clause(s):	15.407(a)(11)	Test Method(s):	C63.10 6.9.3 C63.10 12.5.2
Additional Reference(s):	-		

DUT Configuration			
Mode:	802.11ax HE80 SU VLP	Duty Cycle (%):	-
Modulation Coding Scheme:	MCS2x2	DCCF (dB):	-
Antenna Configuration:	MIMO SDM	Peak Antenna Gain (dBi):	-
Active Port(s):	A+B (Core 0 + Core 1)	Active Chain(s):	0+1

Test Frequency (MHz)	26 dB Bandwidth (MHz)				Limit (MHz)
	A	B	C	D	
6145	82.500	83.380	-	-	320.0
6305	82.720	82.940	-	-	320.0
6385	82.720	83.160	-	-	320.0
6625	82.500	82.720	-	-	320.0
6705	82.720	82.940	-	-	320.0
6785	82.720	82.720	-	-	320.0

Table 85 - 26 dB Bandwidth Results

Test Frequency (MHz)	99% Bandwidth (MHz)				Limit (MHz)
	A	B	C	D	
6145	77.440	77.440	-	-	320.0
6305	77.440	77.440	-	-	320.0
6385	77.440	77.220	-	-	320.0
6625	77.440	77.440	-	-	320.0
6705	77.440	77.440	-	-	320.0
6785	77.440	77.440	-	-	320.0

Table 86 - 99% Bandwidth Results



Test Configuration			
Frequency Range:	5.925-6.425 GHz 6.525-6.875 GHz	Band:	U-NII-5 U-NII-7
Limit Clause(s):	15.407(a)(11)	Test Method(s):	C63.10 6.9.3 C63.10 12.5.2
Additional Reference(s):	-		

DUT Configuration			
Mode:	802.11ax HE160 SU VLP	Duty Cycle (%):	-
Modulation Coding Scheme:	MCS2x2	DCCF (dB):	-
Antenna Configuration:	MIMO SDM	Peak Antenna Gain (dBi):	-
Active Port(s):	A+B (Core 0 + Core 1)	Active Chain(s):	0+1

Test Frequency (MHz)	26 dB Bandwidth (MHz)				Limit (MHz)
	A	B	C	D	
6185	167.160	166.740	-	-	320.0
6345	166.320	166.320	-	-	320.0
6665	166.740	166.320	-	-	320.0

Table 87 - 26 dB Bandwidth Results

Test Frequency (MHz)	99% Bandwidth (MHz)				Limit (MHz)
	A	B	C	D	
6185	156.240	156.660	-	-	320.0
6345	156.240	156.660	-	-	320.0
6665	156.240	156.660	-	-	320.0

Table 88 - 99% Bandwidth Results



TxBF

Protocol	26 dB Bandwidth (MHz)	
	Minimum	Maximum
802.11ax HE40 SU LPI	41.640	42.240
802.11ax HE80 SU LPI	82.280	84.040
802.11ax HE20 SU SP	21.180	21.540
802.11ax HE40 SU SP	41.880	45.120
802.11ax HE80 SU SP	82.060	83.160

Table 89 - 26 dB Bandwidth Summary Results - TxBF

Protocol	99% Bandwidth (MHz)	
	Minimum	Maximum
802.11ax HE40 SU LPI	37.920	38.160
802.11ax HE80 SU LPI	77.000	77.880
802.11ax HE20 SU SP	18.960	19.080
802.11ax HE40 SU SP	37.920	38.040
802.11ax HE80 SU SP	77.220	77.440

Table 90 - 99% Bandwidth Summary Results - TxBF

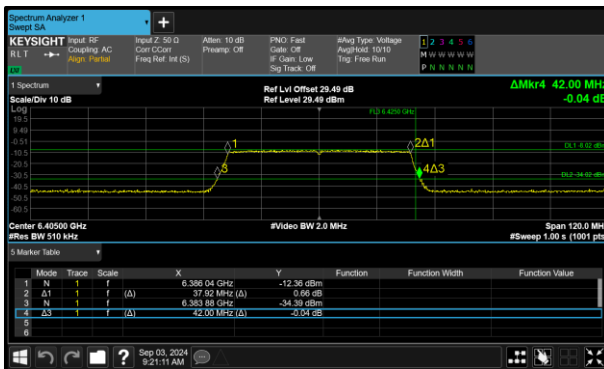


Figure 77 - 802.11ax HE40 SU LPI Minimum 99% OBW

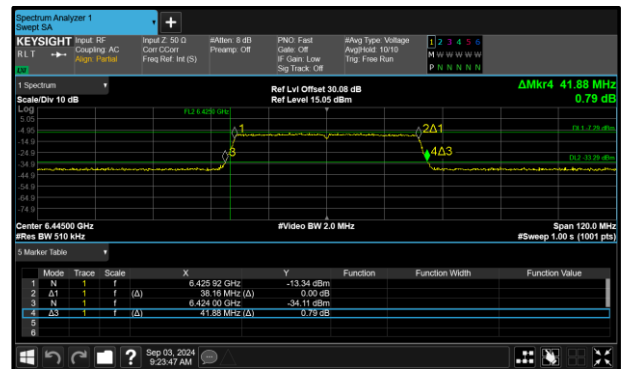


Figure 78 - 802.11ax HE40 SU LPI Maximum 99% OBW

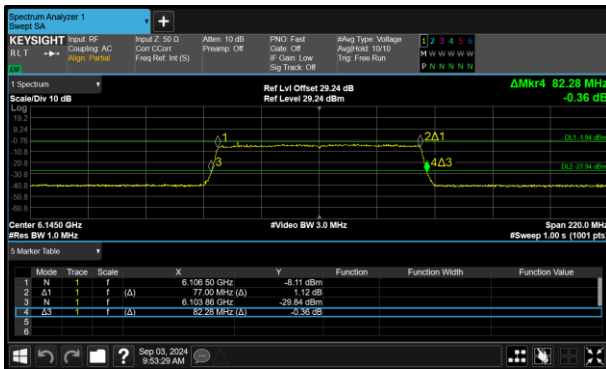


Figure 79 - 802.11ax HE80 SU LPI Minimum 99% OBW

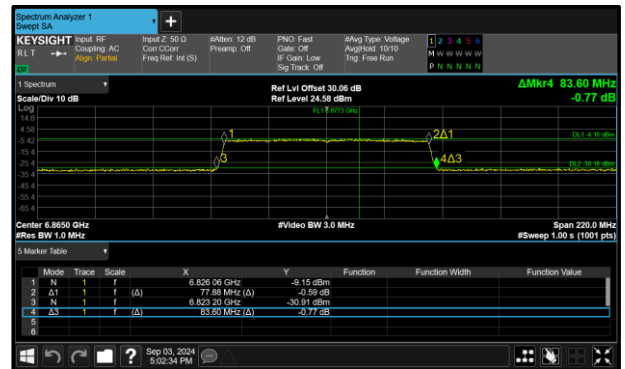


Figure 80 - 802.11ax HE80 SU LPI Maximum 99% OBW

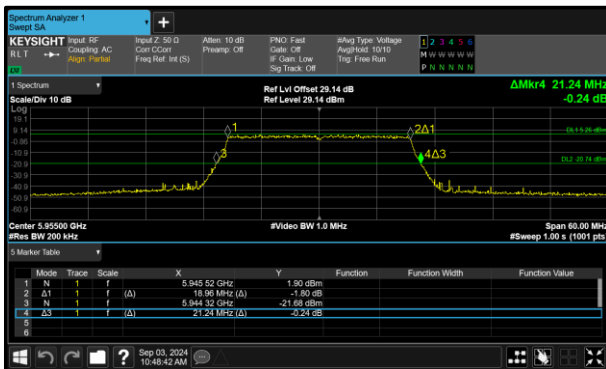


Figure 81 - 802.11ax HE20 SU SP Minimum 99% OBW



Figure 82 - 802.11ax HE20 SU SP Maximum 99% OBW

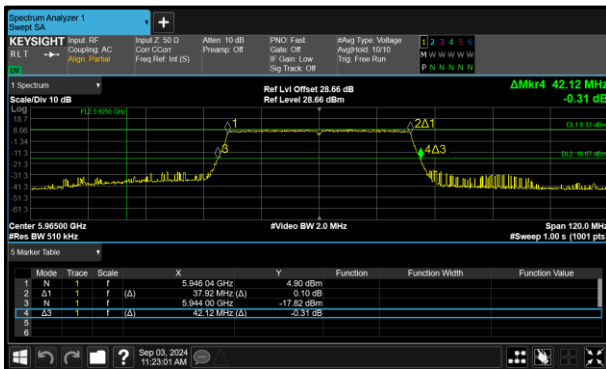


Figure 83 - 802.11ax HE40 SU SP Minimum 99% OBW

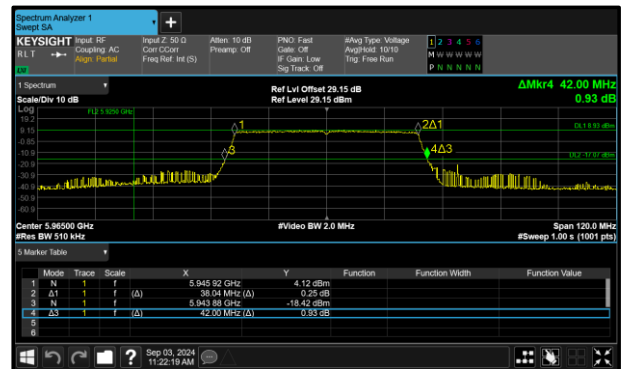


Figure 84 - 802.11ax HE40 SU SP Maximum 99% OBW

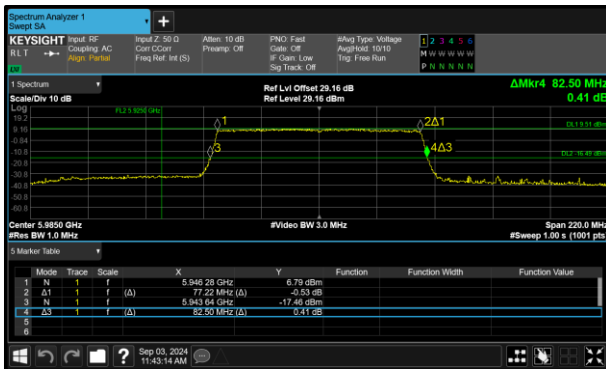


Figure 85 - 802.11ax HE80 SU SP Minimum 99% OBW

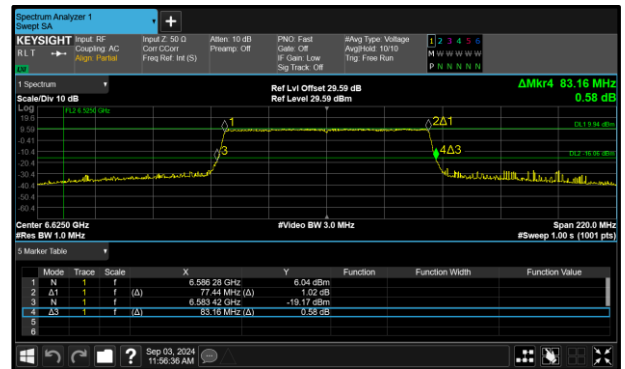


Figure 86 - 802.11ax HE80 SU SP Maximum 99% OBW



Test Configuration			
Frequency Range:	5.925-6.425 GHz 6.425-6.525 GHz 6.875-7.125 GHz	Band:	U-NII-5 U-NII-6 U-NII-8
Limit Clause(s):	15.407 (a)(11) RSS-248 4.4	Test Method(s):	C63.10 6.9.3 C63.10 12.5.2
Additional Reference(s):	-		

DUT Configuration			
Mode:	802.11ax HE40 SU LPI	Duty Cycle (%):	-
Modulation Coding Scheme:	MCS2x1	DCCF (dB):	-
Antenna Configuration:	TxBF	Peak Antenna Gain (dBi):	-
Active Port(s):	A+B (Core 0 + Core 1)	Active Chain(s):	0+1

Test Frequency (MHz)	26 dB Bandwidth (MHz)				Limit (MHz)
	A	B	C	D	
6285	41.880	41.880	-	-	320.000
6365	41.760	41.640	-	-	320.000
6405	42.000	42.000	-	-	320.000
6445	41.880	42.000	-	-	320.000
6485	42.120	42.000	-	-	320.000
6925	42.120	42.240	-	-	320.000
7005	42.240	42.120	-	-	320.000
7085	42.240	42.120	-	-	320.000

Table 91 - 26 dB Bandwidth Results

Test Frequency (MHz)	99% Bandwidth (MHz)				Limit (MHz)
	A	B	C	D	
6285	38.040	38.040	-	-	320.000
6365	38.040	38.040	-	-	320.000
6405	38.040	37.920	-	-	320.000
6445	38.160	38.040	-	-	320.000
6485	38.160	38.160	-	-	320.000
6925	38.160	38.160	-	-	320.000
7005	38.160	38.160	-	-	320.000
7085	38.160	38.040	-	-	320.000

Table 92 - 99% Bandwidth Results



Test Configuration			
Frequency Range:	5.925-6.425 GHz 6.425-6.525 GHz 6.525-6.875 GHz 6.875-7.125 GHz	Band:	U-NII-5 U-NII-6 U-NII-7 U-NII-8
Limit Clause(s):	15.407 (a)(11) RSS-248 4.4	Test Method(s):	C63.10 6.9.3 C63.10 12.5.2
Additional Reference(s):	-		

DUT Configuration			
Mode:	802.11ax HE80 SU LPI	Duty Cycle (%):	-
Modulation Coding Scheme:	MCS2x1	DCCF (dB):	-
Antenna Configuration:	TxBF	Peak Antenna Gain (dBi):	-
Active Port(s):	A+B (Core 0 + Core 1)	Active Chain(s):	0+1

Test Frequency (MHz)	26 dB Bandwidth (MHz)				Limit (MHz)
	A	B	C	D	
5985	82.940	82.720	-	-	320.000
6145	82.280	82.720	-	-	320.000
6385	82.720	82.720	-	-	320.000
6465	84.040	82.940	-	-	320.000
6545	82.940	82.500	-	-	320.000
6625	82.720	83.160	-	-	320.000
6705	82.720	82.500	-	-	320.000
6785	82.500	82.720	-	-	320.000
6865	83.600	82.720	-	-	320.000
6945	82.940	82.720	-	-	320.000
7025	82.940	82.720	-	-	320.000

Table 93 - 26 dB Bandwidth Results



Test Frequency (MHz)	99% Bandwidth (MHz)				Limit (MHz)
	A	B	C	D	
5985	77.440	77.220	-	-	320.000
6145	77.000	77.440	-	-	320.000
6385	77.440	77.440	-	-	320.000
6465	77.660	77.440	-	-	320.000
6545	77.440	77.440	-	-	320.000
6625	77.220	77.440	-	-	320.000
6705	77.220	77.220	-	-	320.000
6785	77.220	77.440	-	-	320.000
6865	77.880	77.440	-	-	320.000
6945	77.440	77.220	-	-	320.000
7025	77.440	77.440	-	-	320.000

Table 94 - 99% Bandwidth Results



Test Configuration			
Frequency Range:	5.925-6.425 GHz 6.525-6.875 GHz	Band:	U-NII-5 U-NII-7
Limit Clause(s):	15.407 (a)(11) RSS-248 4.4	Test Method(s):	C63.10 6.9.3 C63.10 12.5.2
Additional Reference(s):	-		

DUT Configuration			
Mode:	802.11ax HE20 SU SP	Duty Cycle (%):	-
Modulation Coding Scheme:	MCS2x1	DCCF (dB):	-
Antenna Configuration:	TxBF	Peak Antenna Gain (dBi):	-
Active Port(s):	A+B (Core 0 + Core 1)	Active Chain(s):	0+1

Test Frequency (MHz)	26 dB Bandwidth (MHz)				Limit (MHz)
	A	B	C	D	
5955	21.240	21.240	-	-	320.000
6175	21.300	21.240	-	-	320.000
6415	21.240	21.300	-	-	320.000
6435	21.300	21.180	-	-	320.000
6475	21.360	21.300	-	-	320.000
6515	21.540	21.180	-	-	320.000
6535	21.360	21.240	-	-	320.000
6695	21.300	21.300	-	-	320.000
6855	21.300	21.300	-	-	320.000

Table 95 - 26 dB Bandwidth Results

Test Frequency (MHz)	99% Bandwidth (MHz)				Limit (MHz)
	A	B	C	D	
5955	18.960	19.020	-	-	320.000
6175	18.960	19.020	-	-	320.000
6415	19.020	19.020	-	-	320.000
6435	19.080	19.080	-	-	320.000
6475	19.020	18.960	-	-	320.000
6515	19.020	19.020	-	-	320.000
6535	18.960	19.020	-	-	320.000
6695	19.080	19.020	-	-	320.000
6855	19.020	19.020	-	-	320.000

Table 96 - 99% Bandwidth Results



Test Configuration			
Frequency Range:	5.925-6.425 GHz 6.525-6.875 GHz	Band:	U-NII-5 U-NII-7
Limit Clause(s):	15.407 (a)(11) RSS-248 4.4	Test Method(s):	C63.10 6.9.3 C63.10 12.5.2
Additional Reference(s):	-		

DUT Configuration			
Mode:	802.11ax HE40 SU SP	Duty Cycle (%):	-
Modulation Coding Scheme:	MCS2x1	DCCF (dB):	-
Antenna Configuration:	TxBF	Peak Antenna Gain (dBi):	-
Active Port(s):	A+B (Core 0 + Core 1)	Active Chain(s):	0+1

Test Frequency (MHz)	26 dB Bandwidth (MHz)				Limit (MHz)
	A	B	C	D	
5965	42.000	42.120	-	-	320.000
6165	42.000	42.000	-	-	320.000
6405	44.640	42.240	-	-	320.000
6445	45.120	43.680	-	-	320.000
6485	41.880	45.120	-	-	320.000
6525	41.880	42.240	-	-	320.000
6565	41.880	42.240	-	-	320.000
6685	42.000	42.000	-	-	320.000
6845	41.880	42.120	-	-	320.000

Table 97 - 26 dB Bandwidth Results

Test Frequency (MHz)	99% Bandwidth (MHz)				Limit (MHz)
	A	B	C	D	
5965	38.040	37.920	-	-	320.000
6165	37.920	37.920	-	-	320.000
6405	38.040	37.920	-	-	320.000
6445	38.040	38.040	-	-	320.000
6485	38.040	38.040	-	-	320.000
6525	38.040	37.920	-	-	320.000
6565	37.920	38.040	-	-	320.000
6685	37.920	37.920	-	-	320.000
6845	38.040	37.920	-	-	320.000

Table 98 - 99% Bandwidth Results



Test Configuration			
Frequency Range:	5.925-6.425 GHz 6.525-6.875 GHz	Band:	U-NII-5 U-NII-7
Limit Clause(s):	15.407 (a)(11) RSS-248 4.4	Test Method(s):	C63.10 6.9.3 C63.10 12.5.2
Additional Reference(s):	-		

DUT Configuration			
Mode:	802.11ax HE80 SU SP	Duty Cycle (%):	-
Modulation Coding Scheme:	MCS2x1	DCCF (dB):	-
Antenna Configuration:	TxBF	Peak Antenna Gain (dBi):	-
Active Port(s):	A+B (Core 0 + Core 1)	Active Chain(s):	0+1

Test Frequency (MHz)	26 dB Bandwidth (MHz)				Limit (MHz)
	A	B	C	D	
5985	82.500	82.500	-	-	320.000
6145	82.500	82.280	-	-	320.000
6385	82.720	82.720	-	-	320.000
6465	82.720	82.940	-	-	320.000
6545	82.500	82.720	-	-	320.000
6625	82.720	83.160	-	-	320.000
6705	82.720	82.720	-	-	320.000
6785	82.500	82.060	-	-	320.000

Table 99 - 26 dB Bandwidth Results

Test Frequency (MHz)	99% Bandwidth (MHz)				Limit (MHz)
	A	B	C	D	
5985	77.220	77.220	-	-	320.000
6145	77.220	77.220	-	-	320.000
6385	77.220	77.440	-	-	320.000
6465	77.220	77.440	-	-	320.000
6545	77.220	77.220	-	-	320.000
6625	77.220	77.440	-	-	320.000
6705	77.220	77.220	-	-	320.000
6785	77.220	77.220	-	-	320.000

Table 100 - 99% Bandwidth Results

FCC Part 15E, Limit Clause 15.407 (a)(10)

The maximum transmitter channel bandwidth for U-NII devices in the 5.925–7.125 GHz band is 320 megahertz.



2.1.7 Test Location and Test Equipment Used

This test was carried out in RF Chamber 18 and RF Laboratory 14.

Instrument	Manufacturer	Type No.	TE No.	Calibration Period (months)	Calibration Expiry Date
Hygrometer	Rotronic	I-1000	3068	12	07-Nov-2024
1800-6000 MHz Power Splitter	Mini-Circuits	ZN2PD-63-S+	4055	-	O/P Mon
AC Programmable Power Supply	iTech	IT7324	5225	-	O/P Mon
Attenuator 5W 30dB DC-18GHz	Aaren	AT40A-4041-D18-30	5505	12	22-Feb-2025
MXA Signal Analyser	Keysight Technologies	N9020B	5529	24	13-Dec-2024
2-Way Power Divider (2-8 GHz)	Aaren	AT30A-TE0208-2-AF	5685	12	02-Jan-2025
Digital Multimeter	Fluke	115	6145	12	06-Jun-2025
Cable (SMA to SMA 1m)	Junkosha	MWX221/B	6305	12	20-May-2025
Cable (SMA to SMA 3m)	Junkosha	MWX221-03000AMSAMS/A	6317	12	23-May-2025
MXA Signal Analyser	Keysight Technologies	N9020B	6417	24	26-Feb-2025
Signal Conditioning Unit	TUV SUD	SPECTRUM_SCU001	6426	12	07-Feb-2025
Directional Coupler 2-8GHz	RF-Lambda	RFDC2G8G10	6447	-	O/P Mon
Directional Coupler 2-8GHz	RF-Lambda	RFDC2G8G10	6448	-	O/P Mon
Signal Conditioning Unit	TUV SUD	SPECTRUM_SCU001	6518	12	16-Feb-2025
SCU Cable Assembly	TUV SUD	SPECTRUM_SCU_CA	6529	12	16-Feb-2025
SCU Cable Assembly	TUV SUD	SPECTRUM_SCU_CA	6530	12	16-Feb-2025
AC Programmable Power Supply	iTech	IT7324	6662	-	O/P Mon
WiFi 6E Tri-Band Gaming Router	Asus	GT-AXE110000	6694	-	TU
SCU Cable Assembly	TUV SUD	SPECTRUM_SCU_CA	6752	12	06-Feb-2025
SCU Cable Assembly	TUV SUD	SPECTRUM_SCU_CA	6753	12	06-Feb-2025

Table 101

TU - Traceability Unscheduled
 O/P Mon - Output Monitored using calibrated equipment



2.2 Dual Client Test

2.2.1 Specification Reference

FCC 47 CFR Part 15E, Clause 15.407(a)

2.2.2 Equipment Under Test and Modification State

A3186, S/N: K6W2TF9JLC - Modification State 0

2.2.3 Date of Test

20-September-2024

2.2.4 Test Method

The test procedure was performed in accordance with KDB 987594 D02 section K to verify when connected to Low Power AP and Standard Power AP, the client device selected the appropriate power and section L to verify that the EUT is transmitting at a power level at least 6 dB below the level of the standard power access point it is connected to.

The EUT and both APs were configured to operate in SISO mode on channel 37 (6135 MHz), HE20, MCS0x1. With the power measured in accordance with ANSI C63.10 method SA-2.

Note: higher powered SP modes may not show the full SP powers reported in section 2.2, due to SAR power cap limiting output power over longer periods used for measurement averaging.

2.2.5 Example Test Setup Diagram

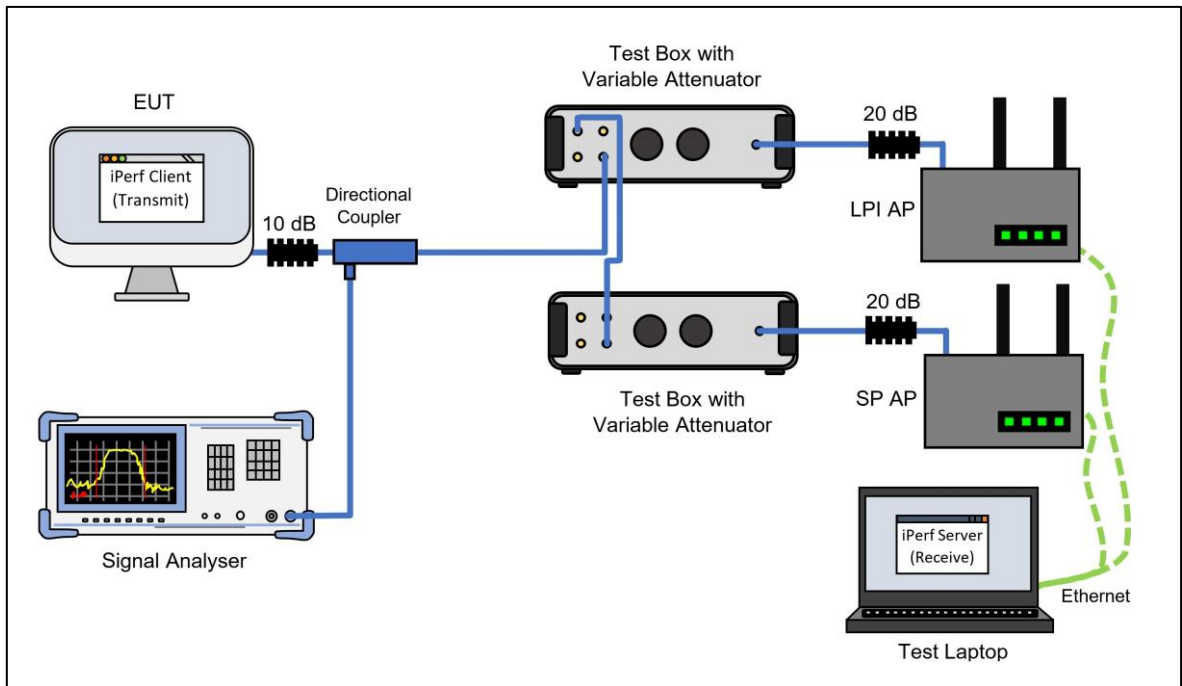


Figure 87 - Test Equipment Setup Diagram

2.2.6 Environmental Conditions

Ambient Temperature	22.8 °C
Relative Humidity	45.6 %



2.2.7 Test Results

6 GHz WLAN

Parameter	Result (dBm)
Client RF Output Power when associated with Std Power AP (dBm)	18.12
Client RF Output Power when associated with Low Power AP (dBm)	5.99

Table 102 - Power Adjustment based on Associated AP

Client Device Power Setting	Std Power AP Power Setting (dBm)	Client Device Power (dBm)	Δ power (dB) Std Power AP to Client	Verdict
Highest	36.0	18.12	17.88	Pass
Mid-Point	28.0	13.86	14.14	Pass
Lowest	21.0	11.67	9.33	Pass

Table 103 - Client Device Connected to Std Power AP

FCC 47 CFR Part 15.407(a)(7) and (a)

The EIRP of the client device when associated with a standard power access point shall not exceed 30 dBm.

The EIRP of the client device when associated with a low power access point shall not exceed 24 dBm.

The maximum power limits shall remain at least 6 dB below the power levels authorized for the associated standard-power access point.



2.2.8 Test Location and Test Equipment Used

This test was carried out in Shielded Laboratory 1.

Instrument	Manufacturer	Type No.	TE No.	Calibration Period (months)	Calibration Expiry Date
EXA Signal Analyser	Keysight Technologies	N9010B	4968	24	29-Jan-2026
3.5 mm 2m Cable	Junkosha	MWX221-02000DMS	5429	12	16-May-2025
3.5 mm 2m Cable	Junkosha	MWX221-02000DMS	5430	12	16-May-2025
Directional Coupler 2-8GHz	RF-Lambda	RFDC2G8G10	5765	-	O/P Mon
WiFi 6E Tri-Band Gaming Router	Asus	GT-AXE110000	5926	-	TU
Cable (K Type 2m)	Junkosha	MWX241-02000KMSKMS/B	5936	12	23-May-2025
Cable (K Type 2m)	Junkosha	MWX241-02000KMSKMS/B	5938	12	23-May-2025
Thermohyrometer	R.S Components	1364	6352	12	13-Jun-2025
Test Coupling Network	TUV SUD	TUV_RxTest_001	6387	12	06-Sep-2025
Test Coupling Network	TUV SUD	TUV_RxTest_001	6441	12	30-Apr-2025
Attenuator 5W 10dB DC-18GHz	Aaren	AT40A-4041-D18-10	6549	12	18-Jun-2025
Attenuator 5W 20dB DC-18GHz	Aaren	AT40A-4041-D18-20	6554	12	18-Jun-2025
Attenuator 5W 20dB DC-18GHz	Aaren	AT40A-4041-D18-20	6555	12	18-Jun-2025

Table 104

TU - Traceability Unscheduled
 O/P Mon - Output Monitored using calibrated equipment

NOTE: In addition to the above equipment, the test equipment recorded below, which was provided by the customer, was also used for this test.

2.2.9 Customer Supplied Support Equipment

Instrument	Manufacturer	Type No.	TE No.	Calibration Period (months)	Calibration Expiry Date
Standard Power AP (BCM94916REF2)	BROADCOM	3A2702TG00088	N/A	-	TU

Table 105



2.3 Transmit Power Control

2.3.1 Specification Reference

FCC 47 CFR Part 15E, Clause 15.407 (d)(10)

2.3.2 Equipment Under Test and Modification State

A3186, S/N: K6W2TF9JLC - Modification State 0

2.3.3 Date of Test

20-September-2024

2.3.4 Test Method

The purpose of this test is to demonstrate the ability of the equipment under test (EUT) to automatically decrease its output power when full power is not required to maintain the communications link. The EUT must decrease its output power to a maximum of 6 dB below the VLP PSD limit as the RSSI is increased.

The DUT and companion device were setup for peer-to-peer communication as shown in the test setup diagram below. Initially the value of the step attenuator was set to 50 dB to give a low RSSI and force the EUT to use full transmit power. The power spectral density (PSD) was measured and recorded as TPC High. The step attenuator was then reduced to 0 dB to give high RSSI, so the EUT would reduce to minimum transmitted power. The PSD was measured again and recorded as TPC Low. The difference could then be calculated to show the TPC range and the value of Low TPC compared to the VLP PSD limit minus 6 dB.

The PSD was measured using an RMS detector and trace averaging. This was duty cycle corrected as per ANSI C63.10 clause 12.6 using the SA-2 method. The test set-up losses, EUT's test cable loss, antenna gain, and duty cycle correction were compensated for using the analysers Ref Level Offset and included in the result.

The EUT was fixed to MCS0x1 and the iPerf data throughput set to give maximum possible duty cycle. This ensured that when reducing the attenuation, the EUT did not change to a higher order modulation, reducing the duty cycle required to send the data, and leading to a false reduction due to averaging more off time in the PSD measurements. It also ensured the duty cycle correction required did not change and meant consistent operation could be confirmed from throughput monitoring at both attenuation levels (without dropouts or any additional idling which would invalidate method SA-2).

2.3.5 Test Setup Diagram

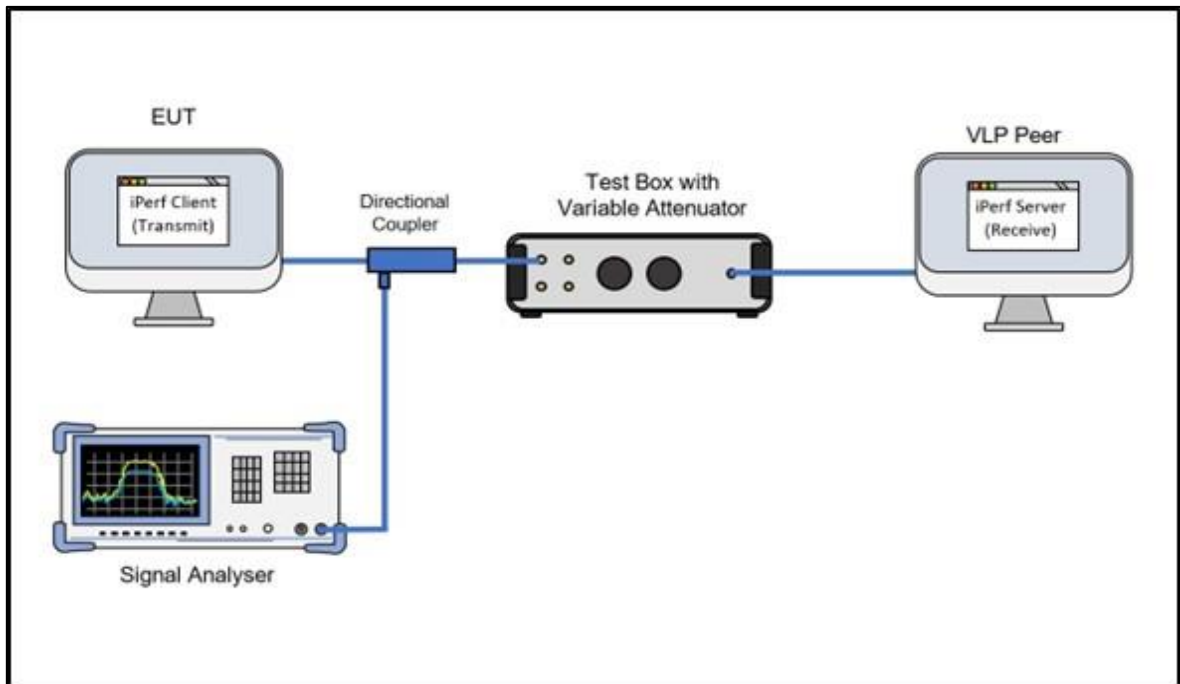


Figure 88 - Test Equipment Setup Diagram

2.3.6 Environmental Conditions

Ambient Temperature	22.8 °C
Relative Humidity	45.6 %



2.3.7 Test Results

6 GHz WLAN

Frequency (MHz)	Bandwidth (MHz)	Power Spectral Density (dBm/MHz) EIRP		Low TPC Limit (dBm/MHz)	Margin (dB)	ΔPSD (dB)	Verdict
		TPC (High)	TPC (Low)				
6185	160	-10.15	-16.75	-11.0	-5.75	6.60	Pass

Table 106 - TPC VLP Results

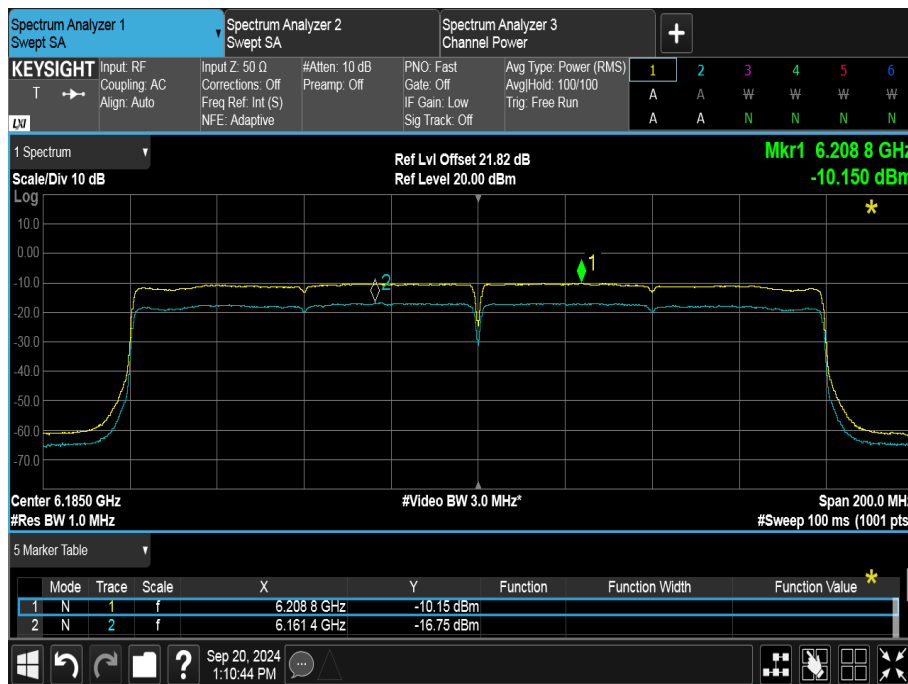


Figure 89 - TPC VLP

KDB 987594 DR03-45383 Limit Clause II.M

Very low-power devices operating in the 5.925–6.425 and 6.525-6.875 GHz bands shall employ a TPC mechanism. A very low-power device must operate at least 6 dB below the maximum EIRP PSD value of -5 dBm/MHz.



2.3.8 Test Location and Test Equipment Used

This test was carried out in Shielded Laboratory 1.

Instrument	Manufacturer	Type No.	TE No.	Calibration Period (months)	Calibration Expiry Date
EXA Signal Analyser	Keysight Technologies	N9010B	4968	24	29-Jan-2026
3.5 mm 2m Cable	Junkosha	MWX221-02000DMS	5430	12	16-May-2025
Directional Coupler 2-8GHz	RF-Lambda	RFDC2G8G10	5765	-	O/P Mon
Cable (K Type 2m)	Junkosha	MWX241-02000KMSKMS/B	5936	12	23-May-2025
Cable (K Type 2m)	Junkosha	MWX241-02000KMSKMS/B	5938	12	23-May-2025
Thermohygrometer	R.S Components	1364	6352	12	13-Jun-2025
Test Coupling Network	TUV SUD	TUV_RxTest_001	6387	12	06-Sep-2025

Table 107

O/P Mon - Output Monitored using calibrated equipment



2.4 Maximum Conducted Output Power

2.4.1 Specification Reference

FCC 47 CFR Part 15E, Clause 15.407 (a)

2.4.2 Equipment Under Test and Modification State

A3186, S/N: M44MHNWLH2 - Modification State 0
A3186, S/N: M496C9XMTP - Modification State 0
A3186, S/N: LXXD3YHT0L - Modification State 0

2.4.3 Date of Test

28-August-2024 to 04-October-2024

2.4.4 Test Method

This test was performed in accordance with KDB 789033 clause E.3b (gated RF average power meter).

MIMO output port summing was performed in accordance with KDB 662911 D01.

The EUT has equal conducted powers on all ports for each mode of operation, but unequal antenna gains. Therefore, for SISO and 2TX MIMO modes the EUT was tested on the ports with the highest antenna gain combinations which would result in the highest EIRP output power.

For the CDD results the directional gain was calculated in accordance with clause F)2)f)(ii) using the calculations from F)2)f)(i) with worst-case individual gain and an array gain of zero.

For SDM modes Directional Gain was calculated in accordance with clause F)2)d)(ii).

For transmit beamforming (TxBF) mode it was calculated in accordance with clause F)2)d)(i).

2.4.5 Environmental Conditions

Ambient Temperature	20.6 - 22.3 °C
Relative Humidity	48.4 - 57.3 %



2.4.6 Test Results

6 GHz WLAN

SISO

Test Configuration			
Frequency Range:	5.925-6.425 GHz 6.425-6.525 GHz 6.525-6.875 GHz 6.875-7.125 GHz	Band:	U-NII-5 U-NII-6 U-NII-7 U-NII-8
Limit Clause(s):	15.407(a)(8) RSS-248 4.5.3	Test Method(s):	C63.10 12.4.3.2
Additional Reference(s):	-		

DUT Configuration			
Mode:	802.11a LPI	Duty Cycle (%):	97.6
Data Rate:	12 Mbps	DCCF (dB):	-
Antenna Configuration:	SISO	Peak Antenna Gain (dBi):	6.40
Active Port(s):	A B (Core 0 Core 1)	Active Chain(s):	0 1

Test Frequency (MHz)	Maximum Conducted Output Power (dBm)					Gain (dBi)	EIRP (dBm)	EIRP Limit (dBm)	EIRP Margin (dB)
	A	B	C	D	Σ				
5955	2.04	-	-	-	2.04	6.40	8.44	24.00	-15.56
6175	2.43	-	-	-	2.43	6.10	8.53	24.00	-15.47
6415	3.27	-	-	-	3.27	5.40	8.67	24.00	-15.33
6435	4.75	-	-	-	4.75	3.90	8.65	24.00	-15.35
6475	4.69	-	-	-	4.69	3.90	8.59	24.00	-15.41
6515	4.85	-	-	-	4.85	3.90	8.75	24.00	-15.25
6535	2.90	-	-	-	2.90	5.60	8.50	24.00	-15.50
6695	2.97	-	-	-	2.97	5.60	8.57	24.00	-15.43
6855	3.09	-	-	-	3.09	5.60	8.69	24.00	-15.31
6875	2.77	-	-	-	2.77	5.60	8.37	24.00	-15.63
6895	-	4.86	-	-	4.86	4.00	8.86	24.00	-15.14
6995	-	4.62	-	-	4.62	4.00	8.62	24.00	-15.38
7115	-	0.05	-	-	0.05	4.00	4.05	24.00	-19.95

Table 108 - Maximum Conducted (average) Output Power Results



Test Configuration			
Frequency Range:	5.925-6.425 GHz 6.425-6.525 GHz 6.525-6.875 GHz 6.875-7.125 GHz	Band:	U-NII-5 U-NII-6 U-NII-7 U-NII-8
Limit Clause(s):	15.407(a)(8) RSS-248 4.5.3	Test Method(s):	C63.10 12.4.3.2
Additional Reference(s):	-		

DUT Configuration			
Mode:	802.11ax HE20 SU LPI	Duty Cycle (%):	95.9
Modulation Coding Scheme:	MCS2x1	DCCF (dBi):	-
Antenna Configuration:	SISO	Peak Antenna Gain (dBi):	6.40
Active Port(s):	A B (Core 0 Core 1)	Active Chain(s):	0 1

Test Frequency (MHz)	Maximum Conducted Output Power (dBm)					Gain (dBi)	EIRP (dBm)	EIRP Limit (dBm)	EIRP Margin (dB)
	A	B	C	D	Σ				
5955	2.14	-	-	-	2.14	6.40	8.54	24.00	-15.46
6175	2.67	-	-	-	2.67	6.10	8.77	24.00	-15.23
6415	3.31	-	-	-	3.31	5.40	8.71	24.00	-15.29
6435	4.80	-	-	-	4.80	3.90	8.70	24.00	-15.30
6475	4.87	-	-	-	4.87	3.90	8.77	24.00	-15.23
6515	4.86	-	-	-	4.86	3.90	8.76	24.00	-15.24
6535	3.02	-	-	-	3.02	5.60	8.62	24.00	-15.38
6695	3.17	-	-	-	3.17	5.60	8.77	24.00	-15.23
6855	3.11	-	-	-	3.11	5.60	8.71	24.00	-15.29
6875	2.86	-	-	-	2.86	5.60	8.46	24.00	-15.54
6895	-	4.59	-	-	4.59	4.00	8.59	24.00	-15.41
6995	-	4.57	-	-	4.57	4.00	8.57	24.00	-15.43
7095	-	4.68	-	-	4.68	4.00	8.68	24.00	-15.32

Table 109 - Maximum Conducted (average) Output Power Results



Test Configuration			
Frequency Range:	5.925-6.425 GHz 6.425-6.525 GHz 6.525-6.875 GHz 6.875-7.125 GHz	Band:	U-NII-5 U-NII-6 U-NII-7 U-NII-8
Limit Clause(s):	15.407(a)(8) RSS-248 4.5.3	Test Method(s):	C63.10 12.4.3.2
Additional Reference(s):	-		

DUT Configuration			
Mode:	802.11ax HE40 SU LPI	Duty Cycle (%):	95.8
Modulation Coding Scheme:	MCS2x1	DCCF (dB):	-
Antenna Configuration:	SISO	Peak Antenna Gain (dBi):	6.40
Active Port(s):	A B (Core 0 Core 1)	Active Chain(s):	0 1

Test Frequency (MHz)	Maximum Conducted Output Power (dBm)					Gain (dBi)	EIRP (dBm)	EIRP Limit (dBm)	EIRP Margin (dB)
	A	B	C	D	Σ				
5965	4.62	-	-	-	4.62	6.40	11.02	24.00	-12.98
6165	5.00	-	-	-	5.00	6.10	11.10	24.00	-12.90
6405	5.77	-	-	-	5.77	5.40	11.17	24.00	-12.83
6445	7.32	-	-	-	7.32	3.90	11.22	24.00	-12.78
6485	7.43	-	-	-	7.43	3.90	11.33	24.00	-12.67
6525	5.55	-	-	-	5.55	3.90	9.45	24.00	-14.55
6565	5.46	-	-	-	5.46	5.60	11.06	24.00	-12.94
6685	5.64	-	-	-	5.64	5.60	11.24	24.00	-12.76
6845	5.41	-	-	-	5.41	5.60	11.01	24.00	-12.99
6885	5.32	-	-	-	5.32	5.60	10.92	24.00	-13.08
6925	-	7.30	-	-	7.30	4.00	11.30	24.00	-12.70
7005	-	7.08	-	-	7.08	4.00	11.08	24.00	-12.92
7085	-	7.34	-	-	7.34	4.00	11.34	24.00	-12.66

Table 110 - Maximum Conducted (average) Output Power Results



Test Configuration			
Frequency Range:	5.925-6.425 GHz 6.425-6.525 GHz 6.525-6.875 GHz 6.875-7.125 GHz	Band:	U-NII-5 U-NII-6 U-NII-7 U-NII-8
Limit Clause(s):	15.407(a)(8) RSS-248 4.5.3	Test Method(s):	C63.10 12.4.3.2
Additional Reference(s):	-		

DUT Configuration			
Mode:	802.11ax HE80 SU LPI	Duty Cycle (%):	95.5
Modulation Coding Scheme:	MCS2x1	DCCF (dB):	-
Antenna Configuration:	SISO	Peak Antenna Gain (dBi):	6.40
Active Port(s):	A B (Core 0 Core 1)	Active Chain(s):	0 1

Test Frequency (MHz)	Maximum Conducted Output Power (dBm)					Gain (dBi)	EIRP (dBm)	EIRP Limit (dBm)	EIRP Margin (dB)
	A	B	C	D	Σ				
5985	7.94	-	-	-	7.94	6.40	14.34	24.00	-9.66
6145	7.75	-	-	-	7.75	6.10	13.85	24.00	-10.15
6385	8.50	-	-	-	8.50	5.40	13.90	24.00	-10.10
6465	10.28	-	-	-	10.28	3.90	14.18	24.00	-9.82
6545	8.58	-	-	-	8.58	5.60	14.18	24.00	-9.82
6625	8.75	-	-	-	8.75	5.60	14.35	24.00	-9.65
6705	8.52	-	-	-	8.52	5.60	14.12	24.00	-9.88
6785	8.52	-	-	-	8.52	5.60	14.12	24.00	-9.88
6865	8.55	-	-	-	8.55	5.60	14.15	24.00	-9.85
6945	-	10.12	-	-	10.12	4.00	14.12	24.00	-9.88
7025	-	10.47	-	-	10.47	4.00	14.47	24.00	-9.53

Table 111 - Maximum Conducted (average) Output Power Results



Test Configuration			
Frequency Range:	5.925-6.425 GHz 6.425-6.525 GHz 6.525-6.875 GHz 6.875-7.125 GHz	Band:	U-NII-5 U-NII-6 U-NII-7 U-NII-8
Limit Clause(s):	15.407(a)(8) RSS-248 4.5.3	Test Method(s):	C63.10 12.4.3.2
Additional Reference(s):	-		

DUT Configuration			
Mode:	802.11ax HE160 SU LPI	Duty Cycle (%):	92.7
Modulation Coding Scheme:	MCS2x1	DCCF (dB):	-
Antenna Configuration:	SISO	Peak Antenna Gain (dBi):	6.40
Active Port(s):	A B (Core 0 Core 1)	Active Chain(s):	0 1

Test Frequency (MHz)	Maximum Conducted Output Power (dBm)					Gain (dBi)	EIRP (dBm)	EIRP Limit (dBm)	EIRP Margin (dB)
	A	B	C	D	Σ				
6025	10.58	-	-	-	10.58	6.40	16.98	24.00	-7.02
6185	10.79	-	-	-	10.79	6.10	16.89	24.00	-7.11
6345	11.69	-	-	-	11.69	5.40	17.09	24.00	-6.91
6505	11.31	-	-	-	11.31	3.90	15.21	24.00	-8.79
6665	11.56	-	-	-	11.56	5.60	17.16	24.00	-6.84
6825	11.26	-	-	-	11.26	5.60	16.86	24.00	-7.14
6985	-	13.40	-	-	13.40	4.00	17.40	24.00	-6.60

Table 112 - Maximum Conducted (average) Output Power Results



Test Configuration			
Frequency Range:	5.925-6.425 GHz 6.425-6.525 GHz 6.525-6.875 GHz 6.875-7.125 GHz	Band:	U-NII-5 U-NII-6 U-NII-7 U-NII-8
Limit Clause(s):	15.407(a)(8) RSS-248 4.5.3	Test Method(s):	C63.10 12.4.3.2
Additional Reference(s):	-		

DUT Configuration			
Mode:	802.11ax HE20 RU26 LPI	Duty Cycle (%):	97.1
Modulation Coding Scheme:	MCS2x1	DCCC (dB):	-
Antenna Configuration:	SISO	Peak Antenna Gain (dBi):	6.40
Active Port(s):	A B (Core 0 Core 1)	Active Chain(s):	0 1

Test Frequency (MHz)	Maximum Conducted Output Power (dBm)					Gain (dBi)	EIRP (dBm)	EIRP Limit (dBm)	EIRP Margin (dB)
	A	B	C	D	Σ				
5955 (RU26.0)	-6.91	-	-	-	-6.91	6.40	-0.51	24.00	-24.51
6175 (RU26.0)	-6.52	-	-	-	-6.52	6.10	-0.42	24.00	-24.42
6415 (RU26.8)	-5.83	-	-	-	-5.83	5.40	-0.43	24.00	-24.43
6435 (RU26.0)	-4.50	-	-	-	-4.50	3.90	-0.60	24.00	-24.60
6475 (RU26.0)	-4.46	-	-	-	-4.46	3.90	-0.56	24.00	-24.56
6515 (RU26.8)	-4.29	-	-	-	-4.29	3.90	-0.39	24.00	-24.39
6535 (RU26.0)	-6.08	-	-	-	-6.08	5.60	-0.48	24.00	-24.48
6695 (RU26.0)	-6.10	-	-	-	-6.10	5.60	-0.50	24.00	-24.50
6855 (RU26.8)	-5.81	-	-	-	-5.81	5.60	-0.21	24.00	-24.21
6875 (RU26.3)	-5.86	-	-	-	-5.86	5.60	-0.26	24.00	-24.26
6875 (RU26.5)	-5.87	-	-	-	-5.87	5.60	-0.27	24.00	-24.27
6895 (RU26.0)	-	-4.40	-	-	-4.40	4.00	-0.40	24.00	-24.40
6995 (RU26.0)	-	-4.42	-	-	-4.42	4.00	-0.42	24.00	-24.42
7095 (RU26.8)	-	-4.40	-	-	-4.40	4.00	-0.40	24.00	-24.40

Table 113 - Maximum Conducted (average) Output Power Results



Test Configuration			
Frequency Range:	5.925-6.425 GHz 6.425-6.525 GHz 6.525-6.875 GHz 6.875-7.125 GHz	Band:	U-NII-5 U-NII-6 U-NII-7 U-NII-8
Limit Clause(s):	15.407(a)(8) RSS-248 4.5.3	Test Method(s):	C63.10 12.4.3.2
Additional Reference(s):	-		

DUT Configuration			
Mode:	802.11ax HE20 RU52 LPI	Duty Cycle (%):	97.0
Modulation Coding Scheme:	MCS2x1	DCCC (dB):	-
Antenna Configuration:	SISO	Peak Antenna Gain (dBi):	6.40
Active Port(s):	A B (Core 0 Core 1)	Active Chain(s):	0 1

Test Frequency (MHz)	Maximum Conducted Output Power (dBm)					Gain (dBi)	EIRP (dBm)	EIRP Limit (dBm)	EIRP Margin (dB)
	A	B	C	D	Σ				
5955 (RU52.37)	-3.98	-	-	-	-3.98	6.40	2.42	24.00	-21.58
6175 (RU52.37)	-3.56	-	-	-	-3.56	6.10	2.54	24.00	-21.46
6415 (RU52.40)	-2.94	-	-	-	-2.94	5.40	2.46	24.00	-21.54
6435 (RU52.37)	-1.29	-	-	-	-1.29	3.90	2.61	24.00	-21.39
6475 (RU52.37)	-1.25	-	-	-	-1.25	3.90	2.65	24.00	-21.35
6515 (RU52.40)	-1.13	-	-	-	-1.13	3.90	2.77	24.00	-21.23
6535 (RU52.37)	-3.16	-	-	-	-3.16	5.60	2.44	24.00	-21.56
6695 (RU52.37)	-2.98	-	-	-	-2.98	5.60	2.62	24.00	-21.38
6855 (RU52.40)	-2.78	-	-	-	-2.78	5.60	2.82	24.00	-21.18
6875 (RU52.38)	-2.76	-	-	-	-2.76	5.60	2.84	24.00	-21.16
6875 (RU52.39)	-2.77	-	-	-	-2.77	5.60	2.83	24.00	-21.17
6895 (RU52.37)	-	-1.43	-	-	-1.43	4.00	2.57	24.00	-21.43
6995 (RU52.37)	-	-1.46	-	-	-1.46	4.00	2.54	24.00	-21.46
7095 (RU52.40)	-	-1.42	-	-	-1.42	4.00	2.58	24.00	-21.42

Table 114 - Maximum Conducted (average) Output Power Results



Test Configuration			
Frequency Range:	5.925-6.425 GHz 6.425-6.525 GHz 6.525-6.875 GHz 6.875-7.125 GHz	Band:	U-NII-5 U-NII-6 U-NII-7 U-NII-8
Limit Clause(s):	15.407(a)(8) RSS-248 4.5.3	Test Method(s):	C63.10 12.4.3.2
Additional Reference(s):	-		

DUT Configuration			
Mode:	802.11ax HE20 RU106 LPI	Duty Cycle (%):	97.8
Modulation Coding Scheme:	MCS2x1	DCCF (dB):	-
Antenna Configuration:	SISO	Peak Antenna Gain (dBi):	6.40
Active Port(s):	A B (Core 0 Core 1)	Active Chain(s):	0 1

Test Frequency (MHz)	Maximum Conducted Output Power (dBm)					Gain (dBi)	EIRP (dBm)	EIRP Limit (dBm)	EIRP Margin (dB)
	A	B	C	D	Σ				
5955 (RU106.53)	-0.88	-	-	-	-0.88	6.40	5.52	24.00	-18.48
6175 (RU106.53)	-0.51	-	-	-	-0.51	6.10	5.59	24.00	-18.41
6415 (RU106.54)	0.07	-	-	-	0.07	5.40	5.47	24.00	-18.53
6435 (RU106.53)	1.68	-	-	-	1.68	3.90	5.58	24.00	-18.42
6475 (RU106.53)	1.70	-	-	-	1.70	3.90	5.60	24.00	-18.40
6515 (RU106.54)	1.81	-	-	-	1.81	3.90	5.71	24.00	-18.29
6535 (RU106.53)	0.05	-	-	-	0.05	5.60	5.65	24.00	-18.35
6695 (RU106.53)	-0.14	-	-	-	-0.14	5.60	5.46	24.00	-18.54
6855 (RU106.54)	0.24	-	-	-	0.24	5.60	5.84	24.00	-18.16
6875 (RU106.53)	0.16	-	-	-	0.16	5.60	5.76	24.00	-18.24
6875 (RU106.54)	0.24	-	-	-	0.24	5.60	5.84	24.00	-18.16
6895 (RU106.53)	-	1.69	-	-	1.69	4.00	5.69	24.00	-18.31
6995 (RU106.53)	-	1.66	-	-	1.66	4.00	5.66	24.00	-18.34
7095 (RU106.54)	-	1.74	-	-	1.74	4.00	5.74	24.00	-18.26

Table 115 - Maximum Conducted (average) Output Power Results



Test Configuration			
Frequency Range:	5.925-6.425 GHz 6.425-6.525 GHz 6.525-6.875 GHz	Band:	U-NII-5 U-NII-6 U-NII-7
Limit Clause(s):	15.407(a)(7) RSS-248 4.5.5	Test Method(s):	C63.10 12.4.3.2
Additional Reference(s):	-		

DUT Configuration			
Mode:	802.11a SP	Duty Cycle (%):	97.6
Data Rate:	12 Mbps	DCCF (dB):	-
Antenna Configuration:	SISO	Peak Antenna Gain (dBi):	6.40
Active Port(s):	A (Core 0)	Active Chain(s):	0

Test Frequency (MHz)	Maximum Conducted Output Power (dBm)					Gain (dBi)	EIRP (dBm)	EIRP Limit (dBm)	EIRP Margin (dB)
	A	B	C	D	Σ				
5955	19.88	-	-	-	19.88	6.40	26.28	30.00	-3.72
6175	19.92	-	-	-	19.92	6.10	26.02	30.00	-3.98
6415	20.75	-	-	-	20.75	5.40	26.15	30.00	-3.85
6435	21.14	-	-	-	21.14	3.90	25.04	30.00	-4.96
6475	21.38	-	-	-	21.38	3.90	25.28	30.00	-4.72
6515	21.21	-	-	-	21.21	3.90	25.11	30.00	-4.89
6535	20.63	-	-	-	20.63	5.60	26.23	30.00	-3.77
6695	20.32	-	-	-	20.32	5.60	25.92	30.00	-4.08
6855	20.30	-	-	-	20.30	5.60	25.90	30.00	-4.10

Table 116 - Maximum Conducted (average) Output Power Results



Test Configuration			
Frequency Range:	5.925-6.425 GHz 6.425-6.525 GHz 6.525-6.875 GHz	Band:	U-NII-5 U-NII-6 U-NII-7
Limit Clause(s):	15.407(a)(7) RSS-248 4.5.5	Test Method(s):	C63.10 12.4.3.2
Additional Reference(s):	-		

DUT Configuration			
Mode:	802.11ax HE20 SU SP	Duty Cycle (%):	95.9
Modulation Coding Scheme:	MCS2x1	DCCF (dB):	-
Antenna Configuration:	SISO	Peak Antenna Gain (dBi):	6.40
Active Port(s):	A (Core 0)	Active Chain(s):	0

Test Frequency (MHz)	Maximum Conducted Output Power (dBm)					Gain (dBi)	EIRP (dBm)	EIRP Limit (dBm)	EIRP Margin (dB)
	A	B	C	D	Σ				
5955	19.75	-	-	-	19.75	6.40	26.15	30.00	-3.85
6175	20.02	-	-	-	20.02	6.10	26.12	30.00	-3.88
6415	20.73	-	-	-	20.73	5.40	26.13	30.00	-3.87
6435	21.00	-	-	-	21.00	3.90	24.90	30.00	-5.10
6475	21.06	-	-	-	21.06	3.90	24.96	30.00	-5.04
6515	21.13	-	-	-	21.13	3.90	25.03	30.00	-4.97
6535	20.54	-	-	-	20.54	5.60	26.14	30.00	-3.86
6695	20.51	-	-	-	20.51	5.60	26.11	30.00	-3.89
6855	20.53	-	-	-	20.53	5.60	26.13	30.00	-3.87

Table 117 - Maximum Conducted (average) Output Power Results



Test Configuration			
Frequency Range:	5.925-6.425 GHz 6.425-6.525 GHz 6.525-6.875 GHz	Band:	U-NII-5 U-NII-6 U-NII-7
Limit Clause(s):	15.407(a)(7) RSS-248 4.5.5	Test Method(s):	C63.10 12.4.3.2
Additional Reference(s):	-		

DUT Configuration			
Mode:	802.11ax HE40 SU SP	Duty Cycle (%):	95.8
Modulation Coding Scheme:	MCS2x1	DCCF (dB):	-
Antenna Configuration:	SISO	Peak Antenna Gain (dBi):	6.40
Active Port(s):	A (Core 0)	Active Chain(s):	0

Test Frequency (MHz)	Maximum Conducted Output Power (dBm)					Gain (dBi)	EIRP (dBm)	EIRP Limit (dBm)	EIRP Margin (dB)
	A	B	C	D	Σ				
5965	20.65	-	-	-	20.65	6.40	27.05	30.00	-2.95
6165	21.39	-	-	-	21.39	6.10	27.49	30.00	-2.51
6405	21.22	-	-	-	21.22	5.40	26.62	30.00	-3.38
6445	21.37	-	-	-	21.37	3.90	25.27	30.00	-4.73
6485	21.26	-	-	-	21.26	3.90	25.16	30.00	-4.84
6525	21.42	-	-	-	21.42	3.90	25.32	30.00	-4.68
6565	21.19	-	-	-	21.19	5.60	26.79	30.00	-3.21
6685	21.41	-	-	-	21.41	5.60	27.01	30.00	-2.99
6845	21.32	-	-	-	21.32	5.60	26.92	30.00	-3.08

Table 118 - Maximum Conducted (average) Output Power Results



Test Configuration			
Frequency Range:	5.925-6.425 GHz 6.425-6.525 GHz 6.525-6.875 GHz	Band:	U-NII-5 U-NII-6 U-NII-7
Limit Clause(s):	15.407(a)(7) RSS-248 4.5.5	Test Method(s):	C63.10 12.4.3.2
Additional Reference(s):	-		

DUT Configuration			
Mode:	802.11ax HE80 SU SP	Duty Cycle (%):	95.6
Modulation Coding Scheme:	MCS2x1	DCCF (dB):	-
Antenna Configuration:	SISO	Peak Antenna Gain (dBi):	6.40
Active Port(s):	A (Core 0)	Active Chain(s):	0

Test Frequency (MHz)	Maximum Conducted Output Power (dBm)					Gain (dBi)	EIRP (dBm)	EIRP Limit (dBm)	EIRP Margin (dB)
	A	B	C	D	Σ				
5985	20.14	-	-	-	20.14	6.40	26.54	30.00	-3.46
6145	21.31	-	-	-	21.31	6.10	27.41	30.00	-2.59
6385	21.03	-	-	-	21.03	5.40	26.43	30.00	-3.57
6465	21.00	-	-	-	21.00	3.90	24.90	30.00	-5.10
6545	21.04	-	-	-	21.04	5.60	26.64	30.00	-3.36
6625	21.31	-	-	-	21.31	5.60	26.91	30.00	-3.09
6705	21.38	-	-	-	21.38	5.60	26.98	30.00	-3.02
6785	21.38	-	-	-	21.38	5.60	26.98	30.00	-3.02

Table 119 - Maximum Conducted (average) Output Power Results



Test Configuration			
Frequency Range:	5.925-6.425 GHz 6.425-6.525 GHz 6.525-6.875 GHz	Band:	U-NII-5 U-NII-6 U-NII-7
Limit Clause(s):	15.407(a)(7) RSS-248 4.5.5	Test Method(s):	C63.10 12.4.3.2
Additional Reference(s):	-		

DUT Configuration			
Mode:	802.11ax HE160 SU SP	Duty Cycle (%):	92.7
Modulation Coding Scheme:	MCS2x1	DCCF (dB):	-
Antenna Configuration:	SISO	Peak Antenna Gain (dBi):	6.40
Active Port(s):	A (Core 0)	Active Chain(s):	0

Test Frequency (MHz)	Maximum Conducted Output Power (dBm)					Gain (dBi)	EIRP (dBm)	EIRP Limit (dBm)	EIRP Margin (dB)
	A	B	C	D	Σ				
6025	19.12	-	-	-	19.12	6.40	25.52	30.00	-4.48
6185	19.29	-	-	-	19.29	6.10	25.39	30.00	-4.61
6345	19.34	-	-	-	19.34	5.40	24.74	30.00	-5.26
6505	18.55	-	-	-	18.55	3.90	22.45	30.00	-7.55
6665	18.61	-	-	-	18.61	5.60	24.21	30.00	-5.79

Table 120 - Maximum Conducted (average) Output Power Results



Test Configuration			
Frequency Range:	5.925-6.425 GHz 6.425-6.525 GHz 6.525-6.875 GHz	Band:	U-NII-5 U-NII-6 U-NII-7
Limit Clause(s):	15.407(a)(7) RSS-248 4.5.5	Test Method(s):	C63.10 12.4.3.2
Additional Reference(s):	-		

DUT Configuration			
Mode:	802.11ax HE20 RU26 SP	Duty Cycle (%):	97.1
Modulation Coding Scheme:	MCS2x1	DCCF (dB):	-
Antenna Configuration:	SISO	Peak Antenna Gain (dBi):	6.40
Active Port(s):	A (Core 0)	Active Chain(s):	0

Test Frequency (MHz)	Maximum Conducted Output Power (dBm)					Gain (dBi)	EIRP (dBm)	EIRP Limit (dBm)	EIRP Margin (dB)
	A	B	C	D	Σ				
5955 (RU26.0)	10.87	-	-	-	10.87	6.40	17.27	30.00	-12.73
6175 (RU26.0)	11.18	-	-	-	11.18	6.10	17.28	30.00	-12.72
6415 (RU26.8)	11.85	-	-	-	11.85	5.40	17.25	30.00	-12.75
6435 (RU26.0)	13.15	-	-	-	13.15	3.90	17.05	30.00	-12.95
6475 (RU26.0)	13.44	-	-	-	13.44	3.90	17.34	30.00	-12.66
6515 (RU26.8)	13.25	-	-	-	13.25	3.90	17.15	30.00	-12.85
6535 (RU26.0)	11.69	-	-	-	11.69	5.60	17.29	30.00	-12.71
6695 (RU26.0)	11.58	-	-	-	11.58	5.60	17.18	30.00	-12.82
6855 (RU26.8)	11.54	-	-	-	11.54	5.60	17.14	30.00	-12.86

Table 121 - Maximum Conducted (average) Output Power Results



Test Configuration			
Frequency Range:	5.925-6.425 GHz 6.425-6.525 GHz 6.525-6.875 GHz	Band:	U-NII-5 U-NII-6 U-NII-7
Limit Clause(s):	15.407(a)(7) RSS-248 4.5.5	Test Method(s):	C63.10 12.4.3.2
Additional Reference(s):	-		

DUT Configuration			
Mode:	802.11ax HE20 RU52 SP	Duty Cycle (%):	97.1
Modulation Coding Scheme:	MCS2x1	DCCF (dB):	-
Antenna Configuration:	SISO	Peak Antenna Gain (dBi):	6.40
Active Port(s):	A (Core 0)	Active Chain(s):	0

Test Frequency (MHz)	Maximum Conducted Output Power (dBm)					Gain (dBi)	EIRP (dBm)	EIRP Limit (dBm)	EIRP Margin (dB)
	A	B	C	D	Σ				
5955 (RU52.37)	14.00	-	-	-	14.00	6.40	20.40	30.00	-9.60
6175 (RU52.37)	14.09	-	-	-	14.09	6.10	20.19	30.00	-9.81
6415 (RU52.40)	14.75	-	-	-	14.75	5.40	20.15	30.00	-9.85
6435 (RU52.37)	16.46	-	-	-	16.46	3.90	20.36	30.00	-9.64
6475 (RU52.37)	16.34	-	-	-	16.34	3.90	20.24	30.00	-9.76
6515 (RU52.40)	16.30	-	-	-	16.30	3.90	20.20	30.00	-9.80
6535 (RU52.37)	14.57	-	-	-	14.57	5.60	20.17	30.00	-9.83
6695 (RU52.37)	14.56	-	-	-	14.56	5.60	20.16	30.00	-9.84
6855 (RU52.40)	14.56	-	-	-	14.56	5.60	20.16	30.00	-9.84

Table 122 - Maximum Conducted (average) Output Power Results



Test Configuration			
Frequency Range:	5.925-6.425 GHz 6.425-6.525 GHz 6.525-6.875 GHz	Band:	U-NII-5 U-NII-6 U-NII-7
Limit Clause(s):	15.407(a)(7) RSS-248 4.5.5	Test Method(s):	C63.10 12.4.3.2
Additional Reference(s):	-		

DUT Configuration			
Mode:	802.11ax HE20 RU106 SP	Duty Cycle (%):	97.8
Modulation Coding Scheme:	MCS2x1	DCCF (dB):	-
Antenna Configuration:	SISO	Peak Antenna Gain (dBi):	6.40
Active Port(s):	A (Core 0)	Active Chain(s):	0

Test Frequency (MHz)	Maximum Conducted Output Power (dBm)					Gain (dBi)	EIRP (dBm)	EIRP Limit (dBm)	EIRP Margin (dB)
	A	B	C	D	Σ				
5955 (RU106.53)	16.75	-	-	-	16.75	6.40	23.15	30.00	-6.85
6175 (RU106.53)	17.19	-	-	-	17.19	6.10	23.29	30.00	-6.71
6415 (RU106.54)	17.86	-	-	-	17.86	5.40	23.26	30.00	-6.74
6435 (RU106.53)	19.50	-	-	-	19.50	3.90	23.40	30.00	-6.60
6475 (RU106.53)	19.48	-	-	-	19.48	3.90	23.38	30.00	-6.62
6515 (RU106.54)	19.33	-	-	-	19.33	3.90	23.23	30.00	-6.77
6535 (RU106.53)	17.51	-	-	-	17.51	5.60	23.11	30.00	-6.89
6695 (RU106.53)	17.57	-	-	-	17.57	5.60	23.17	30.00	-6.83
6855 (RU106.54)	17.61	-	-	-	17.61	5.60	23.21	30.00	-6.79

Table 123 - Maximum Conducted (average) Output Power Results



Test Configuration			
Frequency Range:	5.925-6.425 GHz 6.525-6.875 GHz	Band:	U-NII-5 U-NII-7
Limit Clause(s):	15.407(a)(9)	Test Method(s):	C63.10 12.4.3.2
Additional Reference(s):	-		

DUT Configuration			
Mode:	802.11a VLP	Duty Cycle (%):	97.9
Data Rate:	12 Mbps	DCCF (dB):	-
Antenna Configuration:	SISO	Peak Antenna Gain (dBi):	6.10
Active Port(s):	A (Core 0)	Active Chain(s):	0

Test Frequency (MHz)	Maximum Conducted Output Power (dBm)					Gain (dBi)	EIRP (dBm)	EIRP Limit (dBm)	EIRP Margin (dB)
	A	B	C	D	Σ				
6115	-1.50	-	-	-	-1.50	6.10	4.60	14.00	-9.40
6275	-0.75	-	-	-	-0.75	5.40	4.65	14.00	-9.35
6415	-0.99	-	-	-	-0.99	5.40	4.41	14.00	-9.59
6535	-1.10	-	-	-	-1.10	5.60	4.50	14.00	-9.50
6695	-0.89	-	-	-	-0.89	5.60	4.71	14.00	-9.29
6855	-0.87	-	-	-	-0.87	5.60	4.73	14.00	-9.27

Table 124 - Maximum Conducted (average) Output Power Results



Test Configuration			
Frequency Range:	5.925-6.425 GHz 6.525-6.875 GHz	Band:	U-NII-5 U-NII-7
Limit Clause(s):	15.407(a)(9)	Test Method(s):	C63.10 12.4.3.2
Additional Reference(s):	-		

DUT Configuration			
Mode:	802.11ax HE20 SU VLP	Duty Cycle (%):	96.4
Modulation Coding Scheme:	MCS2x1	DCCF (dB):	-
Antenna Configuration:	SISO	Peak Antenna Gain (dBi):	6.10
Active Port(s):	A (Core 0)	Active Chain(s):	0

Test Frequency (MHz)	Maximum Conducted Output Power (dBm)					Gain (dBi)	EIRP (dBm)	EIRP Limit (dBm)	EIRP Margin (dB)
	A	B	C	D	Σ				
6115	-1.51	-	-	-	-1.51	6.10	4.59	14.00	-9.41
6275	-0.68	-	-	-	-0.68	5.40	4.72	14.00	-9.28
6415	-0.72	-	-	-	-0.72	5.40	4.68	14.00	-9.32
6535	-1.02	-	-	-	-1.02	5.60	4.58	14.00	-9.42
6695	-0.90	-	-	-	-0.90	5.60	4.70	14.00	-9.30
6855	-0.87	-	-	-	-0.87	5.60	4.73	14.00	-9.27

Table 125 - Maximum Conducted (average) Output Power Results



Test Configuration			
Frequency Range:	5.925-6.425 GHz 6.525-6.875 GHz	Band:	U-NII-5 U-NII-7
Limit Clause(s):	15.407(a)(9)	Test Method(s):	C63.10 12.4.3.2
Additional Reference(s):	-		

DUT Configuration			
Mode:	802.11ax HE40 SU VLP	Duty Cycle (%):	96.2
Modulation Coding Scheme:	MCS2x1	DCCF (dB):	-
Antenna Configuration:	SISO	Peak Antenna Gain (dBi):	6.10
Active Port(s):	A (Core 0)	Active Chain(s):	0

Test Frequency (MHz)	Maximum Conducted Output Power (dBm)					Gain (dBi)	EIRP (dBm)	EIRP Limit (dBm)	EIRP Margin (dB)
	A	B	C	D	Σ				
6125	1.10	-	-	-	1.10	6.10	7.20	14.00	-6.80
6285	1.82	-	-	-	1.82	5.40	7.22	14.00	-6.78
6405	1.91	-	-	-	1.91	5.40	7.31	14.00	-6.69
6565	1.62	-	-	-	1.62	5.60	7.22	14.00	-6.78
6685	1.29	-	-	-	1.29	5.60	6.89	14.00	-7.11
6845	1.53	-	-	-	1.53	5.60	7.13	14.00	-6.87

Table 126 - Maximum Conducted (average) Output Power Results



Test Configuration			
Frequency Range:	5.925-6.425 GHz 6.525-6.875 GHz	Band:	U-NII-5 U-NII-7
Limit Clause(s):	15.407(a)(9)	Test Method(s):	C63.10 12.4.3.2
Additional Reference(s):	-		

DUT Configuration			
Mode:	802.11ax HE80 SU VLP	Duty Cycle (%):	95.9
Modulation Coding Scheme:	MCS2x1	DCCF (dB):	-
Antenna Configuration:	SISO	Peak Antenna Gain (dBi):	6.10
Active Port(s):	A (Core 0)	Active Chain(s):	0

Test Frequency (MHz)	Maximum Conducted Output Power (dBm)					Gain (dBi)	EIRP (dBm)	EIRP Limit (dBm)	EIRP Margin (dB)
	A	B	C	D	Σ				
6145	4.06	-	-	-	4.06	6.10	10.16	14.00	-3.84
6305	4.65	-	-	-	4.65	5.40	10.05	14.00	-3.95
6385	4.95	-	-	-	4.95	5.40	10.35	14.00	-3.65
6625	4.55	-	-	-	4.55	5.60	10.15	14.00	-3.85
6705	4.73	-	-	-	4.73	5.60	10.33	14.00	-3.67
6785	4.47	-	-	-	4.47	5.60	10.07	14.00	-3.93

Table 127 - Maximum Conducted (average) Output Power Results



Test Configuration			
Frequency Range:	5.925-6.425 GHz 6.525-6.875 GHz	Band:	U-NII-5 U-NII-7
Limit Clause(s):	15.407(a)(9)	Test Method(s):	C63.10 12.4.3.2
Additional Reference(s):	-		

DUT Configuration			
Mode:	802.11ax HE160 SU VLP	Duty Cycle (%):	93.2
Modulation Coding Scheme:	MCS2x1	DCCF (dB):	-
Antenna Configuration:	SISO	Peak Antenna Gain (dBi):	6.10
Active Port(s):	A (Core 0)	Active Chain(s):	0

Test Frequency (MHz)	Maximum Conducted Output Power (dBm)					Gain (dBi)	EIRP (dBm)	EIRP Limit (dBm)	EIRP Margin (dB)
	A	B	C	D	Σ				
6185	6.42	-	-	-	6.42	6.10	12.52	14.00	-1.48
6345	7.08	-	-	-	7.08	5.40	12.48	14.00	-1.52
6665	6.75	-	-	-	6.75	5.60	12.35	14.00	-1.65

Table 128 - Maximum Conducted (average) Output Power Results



MIMO CDD

Test Configuration			
Frequency Range:	5.925-6.425 GHz 6.425-6.525 GHz 6.525-6.875 GHz 6.875-7.125 GHz	Band:	U-NII-5 U-NII-6 U-NII-7 U-NII-8
Limit Clause(s):	15.407(a)(8) RSS-248 4.5.3	Test Method(s):	C63.10 12.4.3.2
Additional Reference(s):	662911 D01 v02r01 F)2)f)(i), 662911 D01 v02r01 E)1)		

DUT Configuration			
Mode:	802.11ax HE20 SU LPI	Duty Cycle (%):	95.9
Modulation Coding Scheme:	MCS2x1	DCCF (dB):	-
Antenna Configuration:	MIMO CDD	Peak Antenna Gain (dBi):	6.40
Active Port(s):	A+B (Core 0 + Core 1)	Active Chain(s):	0+1

Test Frequency (MHz)	Maximum Conducted Output Power (dBm)					Gain (dBi)	EIRP (dBm)	EIRP Limit (dBm)	EIRP Margin (dB)
	A	B	C	D	Σ				
5955	-2.94	-2.60	-	-	0.25	6.40	6.65	24.00	-17.35
6175	-2.06	-1.99	-	-	0.98	6.10	7.08	24.00	-16.92
6415	-1.40	-1.53	-	-	1.54	5.40	6.94	24.00	-17.06
6435	-0.78	-0.87	-	-	2.19	3.90	6.09	24.00	-17.91
6475	-0.94	-1.31	-	-	1.89	3.90	5.79	24.00	-18.21
6515	-0.77	-1.09	-	-	2.08	3.90	5.98	24.00	-18.02
6535	-2.36	-2.68	-	-	0.50	5.60	6.10	24.00	-17.90
6695	-2.34	-3.27	-	-	0.23	5.60	5.83	24.00	-18.17
6855	-2.53	-3.68	-	-	-0.06	5.60	5.54	24.00	-18.46
6875	-2.53	-3.75	-	-	-0.09	5.60	5.51	24.00	-18.49
6895	-1.10	-2.02	-	-	1.47	4.00	5.47	24.00	-18.53
6995	-1.04	-1.70	-	-	1.65	4.00	5.65	24.00	-18.35
7095	-1.10	-1.68	-	-	1.63	4.00	5.63	24.00	-18.37

Table 129 - Maximum Conducted (average) Output Power Results



Test Configuration			
Frequency Range:	5.925-6.425 GHz 6.425-6.525 GHz 6.525-6.875 GHz 6.875-7.125 GHz	Band:	U-NII-5 U-NII-6 U-NII-7 U-NII-8
Limit Clause(s):	15.407(a)(8) RSS-248 4.5.3	Test Method(s):	C63.10 12.4.3.2
Additional Reference(s):	662911 D01 v02r01 F)2)f)(i), 662911 D01 v02r01 E)1)		

DUT Configuration			
Mode:	802.11ax HE40 SU LPI	Duty Cycle (%):	93.5
Modulation Coding Scheme:	MCS2x1	DCCF (dB):	-
Antenna Configuration:	MIMO CDD	Peak Antenna Gain (dBi):	6.40
Active Port(s):	A+B (Core 0 + Core 1)	Active Chain(s):	0+1

Test Frequency (MHz)	Maximum Conducted Output Power (dBm)					Gain (dBi)	EIRP (dBm)	EIRP Limit (dBm)	EIRP Margin (dB)
	A	B	C	D	Σ				
5965	-0.12	-0.34	-	-	2.78	6.40	9.18	24.00	-14.82
6165	0.44	0.28	-	-	3.37	6.10	9.47	24.00	-14.53
6405	1.23	0.63	-	-	3.95	5.40	9.35	24.00	-14.65
6445	1.72	1.35	-	-	4.55	3.90	8.45	24.00	-15.55
6485	1.53	1.21	-	-	4.39	3.90	8.29	24.00	-15.71
6525	-0.07	-0.60	-	-	2.68	3.90	6.58	24.00	-17.42
6565	-0.24	-0.24	-	-	2.77	5.60	8.37	24.00	-15.63
6685	0.05	-0.62	-	-	2.74	5.60	8.34	24.00	-15.66
6845	-0.25	-0.79	-	-	2.50	5.60	8.10	24.00	-15.90
6885	0.07	-0.35	-	-	2.87	5.60	8.47	24.00	-15.53
6925	1.64	0.68	-	-	4.19	4.00	8.19	24.00	-15.81
7005	1.65	0.79	-	-	4.25	4.00	8.25	24.00	-15.75
7085	1.37	0.40	-	-	3.93	4.00	7.93	24.00	-16.07

Table 130 - Maximum Conducted (average) Output Power Results



Test Configuration			
Frequency Range:	5.925-6.425 GHz 6.425-6.525 GHz 6.525-6.875 GHz 6.875-7.125 GHz	Band:	U-NII-5 U-NII-6 U-NII-7 U-NII-8
Limit Clause(s):	15.407(a)(8) RSS-248 4.5.3	Test Method(s):	C63.10 12.4.3.2
Additional Reference(s):	662911 D01 v02r01 F)2)f)(i), 662911 D01 v02r01 E)1)		

DUT Configuration			
Mode:	802.11ax HE80 SU LPI	Duty Cycle (%):	95.5
Modulation Coding Scheme:	MCS2x1	DCCF (dB):	-
Antenna Configuration:	MIMO CDD	Peak Antenna Gain (dBi):	6.40
Active Port(s):	A+B (Core 0 + Core 1)	Active Chain(s):	0+1

Test Frequency (MHz)	Maximum Conducted Output Power (dBm)					Gain (dBi)	EIRP (dBm)	EIRP Limit (dBm)	EIRP Margin (dB)
	A	B	C	D	Σ				
5985	2.50	1.95	-	-	5.25	6.40	11.65	24.00	-12.35
6145	3.55	3.29	-	-	6.43	6.10	12.53	24.00	-11.47
6385	4.35	4.00	-	-	7.19	5.40	12.59	24.00	-11.41
6465	4.82	4.44	-	-	7.65	3.90	11.55	24.00	-12.45
6545	2.96	2.33	-	-	5.67	5.60	11.27	24.00	-12.73
6625	3.06	2.34	-	-	5.72	5.60	11.32	24.00	-12.68
6705	3.15	2.57	-	-	5.88	5.60	11.48	24.00	-12.52
6785	3.14	2.69	-	-	5.93	5.60	11.53	24.00	-12.47
6865	3.25	3.09	-	-	6.18	5.60	11.78	24.00	-12.22
6945	4.47	3.99	-	-	7.24	4.00	11.24	24.00	-12.76
7025	4.33	3.80	-	-	7.08	4.00	11.08	24.00	-12.92

Table 131 - Maximum Conducted (average) Output Power Results



Test Configuration			
Frequency Range:	5.925-6.425 GHz 6.425-6.525 GHz 6.525-6.875 GHz 6.875-7.125 GHz	Band:	U-NII-5 U-NII-6 U-NII-7 U-NII-8
Limit Clause(s):	15.407(a)(8) RSS-248 4.5.3	Test Method(s):	C63.10 12.4.3.2
Additional Reference(s):	662911 D01 v02r01 F)2)f)(i), 662911 D01 v02r01 E)1)		

DUT Configuration			
Mode:	802.11ax HE160 SU LPI	Duty Cycle (%):	92.6
Modulation Coding Scheme:	MCS2x1	DCCF (dB):	-
Antenna Configuration:	MIMO CDD	Peak Antenna Gain (dBi):	6.40
Active Port(s):	A+B (Core 0 + Core 1)	Active Chain(s):	0+1

Test Frequency (MHz)	Maximum Conducted Output Power (dBm)					Gain (dBi)	EIRP (dBm)	EIRP Limit (dBm)	EIRP Margin (dB)
	A	B	C	D	Σ				
6025	5.63	5.29	-	-	8.48	6.40	14.88	24.00	-9.12
6185	6.48	6.35	-	-	9.43	6.10	15.53	24.00	-8.47
6345	7.17	6.93	-	-	10.06	5.40	15.46	24.00	-8.54
6505	5.86	5.49	-	-	8.69	3.90	12.59	24.00	-11.41
6665	5.83	5.30	-	-	8.58	5.60	14.18	24.00	-9.82
6825	5.83	5.42	-	-	8.64	5.60	14.24	24.00	-9.76
6985	7.48	6.99	-	-	10.25	4.00	14.25	24.00	-9.75

Table 132 - Maximum Conducted (average) Output Power Results



Test Configuration			
Frequency Range:	5.925-6.425 GHz 6.425-6.525 GHz 6.525-6.875 GHz 6.875-7.125 GHz	Band:	U-NII-5 U-NII-6 U-NII-7 U-NII-8
Limit Clause(s):	15.407(a)(8) RSS-248 4.5.3	Test Method(s):	C63.10 12.4.3.2
Additional Reference(s):	662911 D01 v02r01 F)2)f(i), 662911 D01 v02r01 E)1)		

DUT Configuration			
Mode:	802.11ax HE20 RU52 LPI	Duty Cycle (%):	95.4
Modulation Coding Scheme:	MCS2x1	DCCC (dB):	-
Antenna Configuration:	MIMO CDD	Peak Antenna Gain (dBi):	6.40
Active Port(s):	A+B (Core 0 + Core 1)	Active Chain(s):	0+1

Test Frequency (MHz)	Maximum Conducted Output Power (dBm)					Gain (dBi)	EIRP (dBm)	EIRP Limit (dBm)	EIRP Margin (dB)
	A	B	C	D	Σ				
5955 (RU52.37)	-9.13	-8.70	-	-	-5.90	6.40	0.50	24.00	-23.50
6175 (RU52.37)	-8.47	-8.11	-	-	-5.28	6.10	0.82	24.00	-23.18
6415 (RU52.40)	-7.69	-7.42	-	-	-4.54	5.40	0.86	24.00	-23.14
6435 (RU52.37)	-6.92	-6.73	-	-	-3.81	3.90	0.09	24.00	-23.91
6475 (RU52.37)	-6.73	-6.84	-	-	-3.77	3.90	0.13	24.00	-23.87
6515 (RU52.40)	-6.61	-6.59	-	-	-3.59	3.90	0.31	24.00	-23.69
6535 (RU52.37)	-8.72	-8.72	-	-	-5.71	5.60	-0.11	24.00	-24.11
6695 (RU52.37)	-8.48	-9.01	-	-	-5.73	5.60	-0.13	24.00	-24.13
6855 (RU52.40)	-8.41	-8.74	-	-	-5.56	5.60	0.04	24.00	-23.96
6875 (RU52.38)	-8.43	-8.92	-	-	-5.66	5.60	-0.06	24.00	-24.06
6875 (RU52.39)	-8.45	-8.85	-	-	-5.64	5.60	-0.04	24.00	-24.04
6895 (RU52.37)	-7.05	-6.99	-	-	-4.01	4.00	-0.01	24.00	-24.01
6995 (RU52.37)	-7.16	-6.93	-	-	-4.03	4.00	-0.03	24.00	-24.03
7095 (RU52.40)	-7.21	-7.00	-	-	-4.09	4.00	-0.09	24.00	-24.09

Table 133 - Maximum Conducted (average) Output Power Results



Test Configuration			
Frequency Range:	5.925-6.425 GHz 6.425-6.525 GHz 6.525-6.875 GHz 6.875-7.125 GHz	Band:	U-NII-5 U-NII-6 U-NII-7 U-NII-8
Limit Clause(s):	15.407(a)(8) RSS-248 4.5.3	Test Method(s):	C63.10 12.4.3.2
Additional Reference(s):	662911 D01 v02r01 F)2)f(i), 662911 D01 v02r01 E)1)		

DUT Configuration			
Mode:	802.11ax HE20 RU106 LPI	Duty Cycle (%):	97.8
Modulation Coding Scheme:	MCS2x1	DCCF (dB):	-
Antenna Configuration:	MIMO CDD	Peak Antenna Gain (dBi):	6.40
Active Port(s):	A+B (Core 0 + Core 1)	Active Chain(s):	0+1

Test Frequency (MHz)	Maximum Conducted Output Power (dBm)					Gain (dBi)	EIRP (dBm)	EIRP Limit (dBm)	EIRP Margin (dB)
	A	B	C	D	Σ				
5955 (RU106.53)	-6.10	-5.78	-	-	-2.93	6.40	3.47	24.00	-20.53
6175 (RU106.53)	-5.36	-5.06	-	-	-2.19	6.10	3.91	24.00	-20.09
6415 (RU106.54)	-4.37	-4.52	-	-	-1.44	5.40	3.96	24.00	-20.04
6435 (RU106.53)	-3.69	-3.80	-	-	-0.73	3.90	3.17	24.00	-20.83
6475 (RU106.53)	-3.86	-4.62	-	-	-1.21	3.90	2.69	24.00	-21.31
6515 (RU106.54)	-3.72	-4.36	-	-	-1.02	3.90	2.88	24.00	-21.12
6535 (RU106.53)	-5.70	-5.93	-	-	-2.81	5.60	2.79	24.00	-21.21
6695 (RU106.53)	-5.74	-6.41	-	-	-3.05	5.60	2.55	24.00	-21.45
6855 (RU106.54)	-5.44	-5.94	-	-	-2.67	5.60	2.93	24.00	-21.07
6875 (RU106.53)	-5.35	-6.01	-	-	-2.66	5.60	2.94	24.00	-21.06
6875 (RU106.54)	-5.46	-5.95	-	-	-2.69	5.60	2.91	24.00	-21.09
6895 (RU106.53)	-3.83	-4.31	-	-	-1.05	4.00	2.95	24.00	-21.05
6995 (RU106.53)	-4.04	-4.26	-	-	-1.14	4.00	2.86	24.00	-21.14
7095 (RU106.54)	-3.91	-4.01	-	-	-0.95	4.00	3.05	24.00	-20.95

Table 134 - Maximum Conducted (average) Output Power Results



Test Configuration			
Frequency Range:	5.925-6.425 GHz 6.425-6.525 GHz 6.525-6.875 GHz	Band:	U-NII-5 U-NII-6 U-NII-7
Limit Clause(s):	15.407(a)(7) RSS-248 4.5.5	Test Method(s):	C63.10 12.4.3.2
Additional Reference(s):	662911 D01 v02r01 F)2)f)(i), 662911 D01 v02r01 E)1)		

DUT Configuration			
Mode:	802.11ax HE20 SU SP	Duty Cycle (%):	95.9
Modulation Coding Scheme:	MCS2x1	DCCF (dB):	-
Antenna Configuration:	MIMO CDD	Peak Antenna Gain (dBi):	6.40
Active Port(s):	A+B (Core 0 + Core 1)	Active Chain(s):	0+1

Test Frequency (MHz)	Maximum Conducted Output Power (dBm)					Gain (dBi)	EIRP (dBm)	EIRP Limit (dBm)	EIRP Margin (dB)
	A	B	C	D	Σ				
5955	14.96	14.31	-	-	17.66	6.40	24.06	30.00	-5.94
6175	15.32	14.68	-	-	18.02	6.10	24.12	30.00	-5.88
6415	16.27	16.20	-	-	19.25	5.40	24.65	30.00	-5.35
6435	16.81	16.40	-	-	19.62	3.90	23.52	30.00	-6.48
6475	16.86	16.30	-	-	19.60	3.90	23.50	30.00	-6.50
6515	16.79	16.42	-	-	19.62	3.90	23.52	30.00	-6.48
6535	14.95	14.52	-	-	17.75	5.60	23.35	30.00	-6.65
6695	14.92	14.23	-	-	17.60	5.60	23.20	30.00	-6.80
6855	15.19	14.44	-	-	17.84	5.60	23.44	30.00	-6.56

Table 135 - Maximum Conducted (average) Output Power Results



Test Configuration			
Frequency Range:	5.925-6.425 GHz 6.425-6.525 GHz 6.525-6.875 GHz	Band:	U-NII-5 U-NII-6 U-NII-7
Limit Clause(s):	15.407(a)(7) RSS-248 4.5.5	Test Method(s):	C63.10 12.4.3.2
Additional Reference(s):	662911 D01 v02r01 F)2)f)(i), 662911 D01 v02r01 E)1)		

DUT Configuration			
Mode:	802.11ax HE40 SU SP	Duty Cycle (%):	95.8
Modulation Coding Scheme:	MCS2x1	DCCF (dB):	-
Antenna Configuration:	MIMO CDD	Peak Antenna Gain (dBi):	6.40
Active Port(s):	A+B (Core 0 + Core 1)	Active Chain(s):	0+1

Test Frequency (MHz)	Maximum Conducted Output Power (dBm)					Gain (dBi)	EIRP (dBm)	EIRP Limit (dBm)	EIRP Margin (dB)
	A	B	C	D	Σ				
5965	17.64	17.18	-	-	20.43	6.40	26.83	30.00	-3.17
6165	18.67	18.06	-	-	21.39	6.10	27.49	30.00	-2.51
6405	19.05	18.80	-	-	21.93	5.40	27.33	30.00	-2.67
6445	19.60	19.26	-	-	22.44	3.90	26.34	30.00	-3.66
6485	19.73	19.17	-	-	22.47	3.90	26.37	30.00	-3.63
6525	18.07	17.44	-	-	20.78	3.90	24.68	30.00	-5.32
6565	17.94	17.41	-	-	20.69	5.60	26.29	30.00	-3.71
6685	17.85	17.57	-	-	20.72	5.60	26.32	30.00	-3.68
6845	18.24	17.61	-	-	20.94	5.60	26.54	30.00	-3.46

Table 136 - Maximum Conducted (average) Output Power Results



Test Configuration			
Frequency Range:	5.925-6.425 GHz 6.425-6.525 GHz 6.525-6.875 GHz	Band:	U-NII-5 U-NII-6 U-NII-7
Limit Clause(s):	15.407(a)(7) RSS-248 4.5.5	Test Method(s):	C63.10 12.4.3.2
Additional Reference(s):	662911 D01 v02r01 F)2)f)(i), 662911 D01 v02r01 E)1)		

DUT Configuration			
Mode:	802.11ax HE80 SU SP	Duty Cycle (%):	95.5
Modulation Coding Scheme:	MCS2x1	DCCF (dB):	-
Antenna Configuration:	MIMO CDD	Peak Antenna Gain (dBi):	6.40
Active Port(s):	A+B (Core 0 + Core 1)	Active Chain(s):	0+1

Test Frequency (MHz)	Maximum Conducted Output Power (dBm)					Gain (dBi)	EIRP (dBm)	EIRP Limit (dBm)	EIRP Margin (dB)
	A	B	C	D	Σ				
5985	19.30	18.95	-	-	22.14	6.40	28.54	30.00	-1.46
6145	19.43	18.95	-	-	22.21	6.10	28.31	30.00	-1.69
6385	20.15	19.71	-	-	22.94	5.40	28.34	30.00	-1.66
6465	21.10	21.07	-	-	24.10	3.90	28.00	30.00	-2.00
6545	20.02	19.34	-	-	22.70	5.60	28.30	30.00	-1.70
6625	19.89	19.65	-	-	22.79	5.60	28.39	30.00	-1.61
6705	20.14	19.17	-	-	22.69	5.60	28.29	30.00	-1.71
6785	20.04	19.30	-	-	22.70	5.60	28.30	30.00	-1.70

Table 137 - Maximum Conducted (average) Output Power Results



Test Configuration			
Frequency Range:	5.925-6.425 GHz 6.425-6.525 GHz 6.525-6.875 GHz	Band:	U-NII-5 U-NII-6 U-NII-7
Limit Clause(s):	15.407(a)(7) RSS-248 4.5.5	Test Method(s):	C63.10 12.4.3.2
Additional Reference(s):	662911 D01 v02r01 F)2)f(i), 662911 D01 v02r01 E)1)		

DUT Configuration			
Mode:	802.11ax HE160 SU SP	Duty Cycle (%):	92.7
Modulation Coding Scheme:	MCS2x1	DCCF (dB):	-
Antenna Configuration:	MIMO CDD	Peak Antenna Gain (dBi):	6.40
Active Port(s):	A+B (Core 0 + Core 1)	Active Chain(s):	0+1

Test Frequency (MHz)	Maximum Conducted Output Power (dBm)					Gain (dBi)	EIRP (dBm)	EIRP Limit (dBm)	EIRP Margin (dB)
	A	B	C	D	Σ				
6025	18.28	17.10	-	-	20.74	6.40	27.14	30.00	-2.86
6185	19.18	19.00	-	-	22.10	6.10	28.20	30.00	-1.80
6345	19.23	18.70	-	-	21.99	5.40	27.39	30.00	-2.61
6505	18.62	18.20	-	-	21.42	3.90	25.32	30.00	-4.68
6665	18.93	18.15	-	-	21.57	5.60	27.17	30.00	-2.83

Table 138 - Maximum Conducted (average) Output Power Results



Test Configuration			
Frequency Range:	5.925-6.425 GHz 6.425-6.525 GHz 6.525-6.875 GHz	Band:	U-NII-5 U-NII-6 U-NII-7
Limit Clause(s):	15.407(a)(7) RSS-248 4.5.5	Test Method(s):	C63.10 12.4.3.2
Additional Reference(s):	662911 D01 v02r01 F)2)f(i), 662911 D01 v02r01 E)1)		

DUT Configuration			
Mode:	802.11ax HE20 RU26 SP	Duty Cycle (%):	97.2
Modulation Coding Scheme:	MCS2x1	DCCF (dB):	-
Antenna Configuration:	MIMO CDD	Peak Antenna Gain (dBi):	6.40
Active Port(s):	A+B (Core 0 + Core 1)	Active Chain(s):	0+1

Test Frequency (MHz)	Maximum Conducted Output Power (dBm)					Gain (dBi)	EIRP (dBm)	EIRP Limit (dBm)	EIRP Margin (dB)
	A	B	C	D	Σ				
5955 (RU26.0)	5.67	5.52	-	-	8.60	6.40	15.00	30.00	-15.00
6175 (RU26.0)	6.52	6.01	-	-	9.29	6.10	15.39	30.00	-14.61
6415 (RU26.8)	7.21	7.30	-	-	10.26	5.40	15.66	30.00	-14.34
6435 (RU26.0)	7.75	7.65	-	-	10.71	3.90	14.61	30.00	-15.39
6475 (RU26.0)	7.92	7.97	-	-	10.95	3.90	14.85	30.00	-15.15
6515 (RU26.8)	7.61	7.27	-	-	10.45	3.90	14.35	30.00	-15.65
6535 (RU26.0)	5.78	5.54	-	-	8.67	5.60	14.27	30.00	-15.73
6695 (RU26.0)	5.99	5.53	-	-	8.77	5.60	14.37	30.00	-15.63
6855 (RU26.8)	5.95	5.26	-	-	8.63	5.60	14.23	30.00	-15.77

Table 139 - Maximum Conducted (average) Output Power Results



Test Configuration			
Frequency Range:	5.925-6.425 GHz 6.425-6.525 GHz 6.525-6.875 GHz	Band:	U-NII-5 U-NII-6 U-NII-7
Limit Clause(s):	15.407(a)(7) RSS-248 4.5.5	Test Method(s):	C63.10 12.4.3.2
Additional Reference(s):	662911 D01 v02r01 F)2)f(i), 662911 D01 v02r01 E)1)		

DUT Configuration			
Mode:	802.11ax HE20 RU52 SP	Duty Cycle (%):	97.0
Modulation Coding Scheme:	MCS2x1	DCCF (dB):	-
Antenna Configuration:	MIMO CDD	Peak Antenna Gain (dBi):	6.40
Active Port(s):	A+B (Core 0 + Core 1)	Active Chain(s):	0+1

Test Frequency (MHz)	Maximum Conducted Output Power (dBm)					Gain (dBi)	EIRP (dBm)	EIRP Limit (dBm)	EIRP Margin (dB)
	A	B	C	D	Σ				
5955 (RU52.37)	8.75	8.61	-	-	11.69	6.40	18.09	30.00	-11.91
6175 (RU52.37)	9.47	9.23	-	-	12.36	6.10	18.46	30.00	-11.54
6415 (RU52.40)	9.94	10.36	-	-	13.16	5.40	18.56	30.00	-11.44
6435 (RU52.37)	10.70	10.98	-	-	13.85	3.90	17.75	30.00	-12.25
6475 (RU52.37)	10.63	10.74	-	-	13.70	3.90	17.60	30.00	-12.40
6515 (RU52.40)	10.49	10.54	-	-	13.52	3.90	17.42	30.00	-12.58
6535 (RU52.37)	9.10	8.76	-	-	11.94	5.60	17.54	30.00	-12.46
6695 (RU52.37)	8.95	8.60	-	-	11.79	5.60	17.39	30.00	-12.61
6855 (RU52.40)	8.94	8.64	-	-	11.80	5.60	17.40	30.00	-12.60

Table 140 - Maximum Conducted (average) Output Power Results



Test Configuration			
Frequency Range:	5.925-6.425 GHz 6.425-6.525 GHz 6.525-6.875 GHz	Band:	U-NII-5 U-NII-6 U-NII-7
Limit Clause(s):	15.407(a)(7) RSS-248 4.5.5	Test Method(s):	C63.10 12.4.3.2
Additional Reference(s):	662911 D01 v02r01 F)2)f(i), 662911 D01 v02r01 E)1)		

DUT Configuration			
Mode:	802.11ax HE20 RU106 SP	Duty Cycle (%):	97.8
Modulation Coding Scheme:	MCS2x1	DCCF (dB):	-
Antenna Configuration:	MIMO CDD	Peak Antenna Gain (dBi):	6.40
Active Port(s):	A+B (Core 0 + Core 1)	Active Chain(s):	0+1

Test Frequency (MHz)	Maximum Conducted Output Power (dBm)					Gain (dBi)	EIRP (dBm)	EIRP Limit (dBm)	EIRP Margin (dB)
	A	B	C	D	Σ				
5955 (RU106.53)	11.89	11.36	-	-	14.64	6.40	21.04	30.00	-8.96
6175 (RU106.53)	12.56	11.93	-	-	15.27	6.10	21.37	30.00	-8.63
6415 (RU106.54)	13.17	13.04	-	-	16.12	5.40	21.52	30.00	-8.48
6435 (RU106.53)	13.86	13.70	-	-	16.79	3.90	20.69	30.00	-9.31
6475 (RU106.53)	13.87	13.65	-	-	16.77	3.90	20.67	30.00	-9.33
6515 (RU106.54)	13.94	13.69	-	-	16.83	3.90	20.73	30.00	-9.27
6535 (RU106.53)	12.22	11.69	-	-	14.98	5.60	20.58	30.00	-9.42
6695 (RU106.53)	11.99	11.43	-	-	14.73	5.60	20.33	30.00	-9.67
6855 (RU106.54)	12.02	11.58	-	-	14.82	5.60	20.42	30.00	-9.58

Table 141 - Maximum Conducted (average) Output Power Results



Test Configuration			
Frequency Range:	5.925-6.425 GHz	Band:	U-NII-5
Limit Clause(s):	15.407(a)(9)	Test Method(s):	C63.10 12.4.3.2
Additional Reference(s):	662911 D01 v02r01 F)2)f)(i), 662911 D01 v02r01 E)1)		

DUT Configuration			
Mode:	802.11ax HE40 SU VLP	Duty Cycle (%):	96.1
Modulation Coding Scheme:	MCS2x1	DCCF (dB):	-
Antenna Configuration:	MIMO CDD	Peak Antenna Gain (dBi):	5.40
Active Port(s):	A+B (Core 0 + Core 1)	Active Chain(s):	0+1

Test Frequency (MHz)	Maximum Conducted Output Power (dBm)					Gain (dBi)	EIRP (dBm)	EIRP Limit (dBm)	EIRP Margin (dB)
	A	B	C	D	Σ				
6285	-2.55	-2.85	-	-	0.32	5.40	5.72	14.00	-8.28
6325	-2.68	-2.82	-	-	0.26	5.40	5.66	14.00	-8.34
6405	-2.65	-3.01	-	-	0.18	5.40	5.58	14.00	-8.42

Table 142 - Maximum Conducted (average) Output Power Results

Test Configuration			
Frequency Range:	5.925-6.425 GHz 6.525-6.875 GHz	Band:	U-NII-5 U-NII-7
Limit Clause(s):	15.407(a)(9)	Test Method(s):	C63.10 12.4.3.2
Additional Reference(s):	662911 D01 v02r01 F)2)f)(i), 662911 D01 v02r01 E)1)		

DUT Configuration			
Mode:	802.11ax HE80 SU VLP	Duty Cycle (%):	95.9
Modulation Coding Scheme:	MCS2x1	DCCF (dB):	-
Antenna Configuration:	MIMO CDD	Peak Antenna Gain (dBi):	6.10
Active Port(s):	A+B (Core 0 + Core 1)	Active Chain(s):	0+1

Test Frequency (MHz)	Maximum Conducted Output Power (dBm)					Gain (dBi)	EIRP (dBm)	EIRP Limit (dBm)	EIRP Margin (dB)
	A	B	C	D	Σ				
6145	-1.23	-0.60	-	-	2.11	6.10	8.21	14.00	-5.79
6305	-0.26	0.12	-	-	2.95	5.40	8.35	14.00	-5.65
6385	0.47	0.49	-	-	3.49	5.40	8.89	14.00	-5.11
6625	-0.91	-1.14	-	-	1.99	5.60	7.59	14.00	-6.41
6705	-0.76	-1.07	-	-	2.10	5.60	7.70	14.00	-6.30
6785	-0.89	-0.98	-	-	2.07	5.60	7.67	14.00	-6.33

Table 143 - Maximum Conducted (average) Output Power Results



Test Configuration			
Frequency Range:	5.925-6.425 GHz 6.525-6.875 GHz	Band:	U-NII-5 U-NII-7
Limit Clause(s):	15.407(a)(9)	Test Method(s):	C63.10 12.4.3.2
Additional Reference(s):	662911 D01 v02r01 F)2)f(i), 662911 D01 v02r01 E)1)		

DUT Configuration			
Mode:	802.11ax HE160 SU VLP	Duty Cycle (%):	93.3
Modulation Coding Scheme:	MCS2x1	DCCF (dB):	-
Antenna Configuration:	MIMO CDD	Peak Antenna Gain (dBi):	6.10
Active Port(s):	A+B (Core 0 + Core 1)	Active Chain(s):	0+1

Test Frequency (MHz)	Maximum Conducted Output Power (dBm)					Gain (dBi)	EIRP (dBm)	EIRP Limit (dBm)	EIRP Margin (dB)
	A	B	C	D	Σ				
6185	2.66	2.43	-	-	5.56	6.10	11.66	14.00	-2.34
6345	3.18	2.99	-	-	6.09	5.40	11.49	14.00	-2.51
6665	1.94	1.84	-	-	4.90	5.60	10.50	14.00	-3.50

Table 144 - Maximum Conducted (average) Output Power Results



MIMO SDM

Test Configuration			
Frequency Range:	5.925-6.425 GHz 6.425-6.525 GHz 6.525-6.875 GHz 6.875-7.125 GHz	Band:	U-NII-5 U-NII-6 U-NII-7 U-NII-8
Limit Clause(s):	15.407(a)(8) RSS-248 4.5.3	Test Method(s):	C63.10 12.4.3.2
Additional Reference(s):	662911 D01 v02r01 F)2)d)(ii), 662911 D01 v02r01 E)1)		

DUT Configuration			
Mode:	802.11ax HE20 SU LPI	Duty Cycle (%):	93.2
Modulation Coding Scheme:	MCS2x2	DCCF (dB):	-
Antenna Configuration:	MIMO SDM	Peak Antenna Gain (dBi):	5.36
Active Port(s):	A+B (Core 0 + Core 1)	Active Chain(s):	0+1

Test Frequency (MHz)	Maximum Conducted Output Power (dBm)					Gain (dBi)	EIRP (dBm)	EIRP Limit (dBm)	EIRP Margin (dB)
	A	B	C	D	Σ				
5955	0.07	0.20	-	-	3.14	5.36	8.51	24.00	-15.49
6175	0.73	0.79	-	-	3.77	4.79	8.56	24.00	-15.44
6415	1.00	1.35	-	-	4.19	4.06	8.25	24.00	-15.75
6435	2.33	2.29	-	-	5.32	3.38	8.70	24.00	-15.30
6475	2.20	1.57	-	-	4.91	3.38	8.29	24.00	-15.71
6515	2.33	1.80	-	-	5.08	3.38	8.47	24.00	-15.53
6535	0.39	0.12	-	-	3.27	5.13	8.40	24.00	-15.60
6695	0.34	-0.33	-	-	3.03	5.13	8.16	24.00	-15.84
6855	0.37	-0.52	-	-	2.96	5.13	8.09	24.00	-15.91
6875	0.38	-0.58	-	-	2.94	5.13	8.06	24.00	-15.94
6895	2.00	0.94	-	-	4.51	3.62	8.13	24.00	-15.87
6995	2.23	1.56	-	-	4.92	3.62	8.54	24.00	-15.46
7095	1.99	1.27	-	-	4.65	3.62	8.27	24.00	-15.73

Table 145 - Maximum Conducted (average) Output Power Results



Test Configuration			
Frequency Range:	5.925-6.425 GHz 6.425-6.525 GHz 6.525-6.875 GHz 6.875-7.125 GHz	Band:	U-NII-5 U-NII-6 U-NII-7 U-NII-8
Limit Clause(s):	15.407(a)(8) RSS-248 4.5.3	Test Method(s):	C63.10 12.4.3.2
Additional Reference(s):	662911 D01 v02r01 F)2)d)(ii), 662911 D01 v02r01 E)1)		

DUT Configuration			
Mode:	802.11ax HE40 SU LPI	Duty Cycle (%):	92.2
Modulation Coding Scheme:	MCS2x2	DCCF (dB):	-
Antenna Configuration:	MIMO SDM	Peak Antenna Gain (dBi):	5.36
Active Port(s):	A+B (Core 0 + Core 1)	Active Chain(s):	0+1

Test Frequency (MHz)	Maximum Conducted Output Power (dBm)					Gain (dBi)	EIRP (dBm)	EIRP Limit (dBm)	EIRP Margin (dB)
	A	B	C	D	Σ				
5965	2.68	2.41	-	-	5.56	5.36	10.92	24.00	-13.08
6165	3.46	2.99	-	-	6.24	4.79	11.03	24.00	-12.97
6405	4.09	3.87	-	-	6.99	4.06	11.05	24.00	-12.95
6445	4.91	4.60	-	-	7.77	3.38	11.15	24.00	-12.85
6485	4.96	4.56	-	-	7.77	3.38	11.16	24.00	-12.84
6525	3.23	2.81	-	-	6.03	3.38	9.42	24.00	-14.58
6565	3.15	2.86	-	-	6.02	5.13	11.15	24.00	-12.85
6685	3.22	2.88	-	-	6.06	5.13	11.19	24.00	-12.81
6845	3.13	2.19	-	-	5.70	5.13	10.83	24.00	-13.17
6885	3.06	2.52	-	-	5.81	5.13	10.94	24.00	-13.06
6925	4.68	4.15	-	-	7.43	3.62	11.05	24.00	-12.95
7005	4.47	4.00	-	-	7.25	3.62	10.87	24.00	-13.13
7085	4.68	4.29	-	-	7.50	3.62	11.12	24.00	-12.88

Table 146 - Maximum Conducted (average) Output Power Results



Test ConfigurationS			
Frequency Range:	5.925-6.425 GHz 6.425-6.525 GHz 6.525-6.875 GHz 6.875-7.125 GHz	Band:	U-NII-5 U-NII-6 U-NII-7 U-NII-8
Limit Clause(s):	15.407(a)(8) RSS-248 4.5.3	Test Method(s):	C63.10 12.4.3.2
Additional Reference(s):	662911 D01 v02r01 F)2)d)(ii), 662911 D01 v02r01 E)1)		

DUT Configuration			
Mode:	802.11ax HE80 SU LPI	Duty Cycle (%):	92.7
Modulation Coding Scheme:	MCS2x2	DCCF (dB):	-
Antenna Configuration:	MIMO SDM	Peak Antenna Gain (dBi):	5.36
Active Port(s):	A+B (Core 0 + Core 1)	Active Chain(s):	0+1

Test Frequency (MHz)	Maximum Conducted Output Power (dBm)					Gain (dBi)	EIRP (dBm)	EIRP Limit (dBm)	EIRP Margin (dB)
	A	B	C	D	Σ				
5985	5.88	5.46	-	-	8.69	5.36	14.05	24.00	-9.95
6145	6.13	6.16	-	-	9.15	4.79	13.94	24.00	-10.06
6385	6.85	6.55	-	-	9.71	4.06	13.77	24.00	-10.23
6465	7.63	7.48	-	-	10.56	3.38	13.95	24.00	-10.05
6545	5.90	5.56	-	-	8.74	5.13	13.87	24.00	-10.13
6625	6.09	5.68	-	-	8.90	5.13	14.03	24.00	-9.97
6705	6.23	5.76	-	-	9.01	5.13	14.14	24.00	-9.86
6785	5.98	5.32	-	-	8.67	5.13	13.80	24.00	-10.20
6865	6.08	5.75	-	-	8.93	5.13	14.05	24.00	-9.95
6945	7.58	6.88	-	-	10.26	3.62	13.88	24.00	-10.12
7025	7.62	7.22	-	-	10.44	3.62	14.06	24.00	-9.94

Table 147 - Maximum Conducted (average) Output Power Results



Test Configuration			
Frequency Range:	5.925-6.425 GHz 6.425-6.525 GHz 6.525-6.875 GHz 6.875-7.125 GHz	Band:	U-NII-5 U-NII-6 U-NII-7 U-NII-8
Limit Clause(s):	15.407(a)(8) RSS-248 4.5.3	Test Method(s):	C63.10 12.4.3.2
Additional Reference(s):	662911 D01 v02r01 F)2)d)(ii), 662911 D01 v02r01 E)1)		

DUT Configuration			
Mode:	802.11ax HE160 SU LPI	Duty Cycle (%):	89.0
Modulation Coding Scheme:	MCS2x2	DCCF (dB):	-
Antenna Configuration:	MIMO SDM	Peak Antenna Gain (dBi):	5.36
Active Port(s):	A+B (Core 0 + Core 1)	Active Chain(s):	0+1

Test Frequency (MHz)	Maximum Conducted Output Power (dBm)					Gain (dBi)	EIRP (dBm)	EIRP Limit (dBm)	EIRP Margin (dB)
	A	B	C	D	Σ				
6025	8.83	8.15	-	-	11.51	5.36	16.88	24.00	-7.12
6185	9.05	9.17	-	-	12.12	4.79	16.90	24.00	-7.10
6345	9.94	9.57	-	-	12.77	4.06	16.83	24.00	-7.17
6505	8.75	8.45	-	-	11.61	3.38	14.99	24.00	-9.01
6665	8.87	8.61	-	-	11.75	5.13	16.88	24.00	-7.12
6825	8.90	8.29	-	-	11.62	5.13	16.75	24.00	-7.25
6985	10.53	10.07	-	-	13.32	3.62	16.94	24.00	-7.06

Table 148 - Maximum Conducted (average) Output Power Results



Test Configuration			
Frequency Range:	5.925-6.425 GHz 6.425-6.525 GHz 6.525-6.875 GHz 6.875-7.125 GHz	Band:	U-NII-5 U-NII-6 U-NII-7 U-NII-8
Limit Clause(s):	15.407(a)(8) RSS-248 4.5.3	Test Method(s):	C63.10 12.4.3.2
Additional Reference(s):	662911 D01 v02r01 F)2)d)(ii), 662911 D01 v02r01 E)1)		

DUT Configuration			
Mode:	802.11ax HE20 RU26 LPI	Duty Cycle (%):	95.4
Modulation Coding Scheme:	MCS2x2	DCCC (dB):	-
Antenna Configuration:	MIMO SDM	Peak Antenna Gain (dBi):	5.36
Active Port(s):	A+B (Core 0 + Core 1)	Active Chain(s):	0+1

Test Frequency (MHz)	Maximum Conducted Output Power (dBm)					Gain (dBi)	EIRP (dBm)	EIRP Limit (dBm)	EIRP Margin (dB)
	A	B	C	D	Σ				
5955 (RU26.0)	-9.19	-8.78	-	-	-5.97	5.36	-0.60	24.00	-24.60
6175 (RU26.0)	-8.75	-8.46	-	-	-5.59	4.79	-0.80	24.00	-24.80
6415 (RU26.8)	-7.74	-7.68	-	-	-4.70	4.06	-0.64	24.00	-24.64
6435 (RU26.0)	-6.95	-6.78	-	-	-3.85	3.38	-0.47	24.00	-24.47
6475 (RU26.0)	-6.76	-6.89	-	-	-3.82	3.38	-0.43	24.00	-24.43
6515 (RU26.8)	-6.85	-7.05	-	-	-3.94	3.38	-0.55	24.00	-24.55
6535 (RU26.0)	-8.34	-8.33	-	-	-5.33	5.13	-0.20	24.00	-24.20
6695 (RU26.0)	-8.55	-9.08	-	-	-5.80	5.13	-0.67	24.00	-24.67
6855 (RU26.8)	-8.25	-8.86	-	-	-5.53	5.13	-0.41	24.00	-24.41
6875 (RU26.3)	-8.32	-8.79	-	-	-5.54	5.13	-0.41	24.00	-24.41
6875 (RU26.5)	-8.32	-8.76	-	-	-5.53	5.13	-0.40	24.00	-24.40
6895 (RU26.0)	-7.08	-7.04	-	-	-4.05	3.62	-0.43	24.00	-24.43
6995 (RU26.0)	-7.30	-6.95	-	-	-4.11	3.62	-0.49	24.00	-24.49
7095 (RU26.8)	-6.88	-6.78	-	-	-3.82	3.62	-0.20	24.00	-24.20

Table 149 - Maximum Conducted (average) Output Power Results



Test Configuration			
Frequency Range:	5.925-6.425 GHz 6.425-6.525 GHz 6.525-6.875 GHz 6.875-7.125 GHz	Band:	U-NII-5 U-NII-6 U-NII-7 U-NII-8
Limit Clause(s):	15.407(a)(8) RSS-248 4.5.3	Test Method(s):	C63.10 12.4.3.2
Additional Reference(s):	662911 D01 v02r01 F)2)d)(ii), 662911 D01 v02r01 E)1)		

DUT Configuration			
Mode:	802.11ax HE20 RU52 LPI	Duty Cycle (%):	96.9
Modulation Coding Scheme:	MCS2x2	DCCC (dB):	-
Antenna Configuration:	MIMO SDM	Peak Antenna Gain (dBi):	5.36
Active Port(s):	A+B (Core 0 + Core 1)	Active Chain(s):	0+1

Test Frequency (MHz)	Maximum Conducted Output Power (dBm)					Gain (dBi)	EIRP (dBm)	EIRP Limit (dBm)	EIRP Margin (dB)
	A	B	C	D	Σ				
5955 (RU52.37)	-6.24	-5.81	-	-	-3.01	5.36	2.36	24.00	-21.64
6175 (RU52.37)	-5.84	-5.46	-	-	-2.64	4.79	2.15	24.00	-21.85
6415 (RU52.40)	-4.78	-4.66	-	-	-1.71	4.06	2.35	24.00	-21.65
6435 (RU52.37)	-3.68	-3.65	-	-	-0.66	3.38	2.73	24.00	-21.27
6475 (RU52.37)	-3.57	-3.89	-	-	-0.72	3.38	2.67	24.00	-21.33
6515 (RU52.40)	-3.82	-4.19	-	-	-0.99	3.38	2.39	24.00	-21.61
6535 (RU52.37)	-5.57	-5.58	-	-	-2.57	5.13	2.56	24.00	-21.44
6695 (RU52.37)	-5.59	-6.07	-	-	-2.81	5.13	2.32	24.00	-21.68
6855 (RU52.40)	-5.55	-5.84	-	-	-2.68	5.13	2.45	24.00	-21.55
6875 (RU52.38)	-5.46	-6.00	-	-	-2.71	5.13	2.42	24.00	-21.58
6875 (RU52.39)	-5.47	-5.94	-	-	-2.69	5.13	2.44	24.00	-21.56
6895 (RU52.37)	-3.93	-4.17	-	-	-1.04	3.62	2.58	24.00	-21.42
6995 (RU52.37)	-4.15	-4.08	-	-	-1.10	3.62	2.52	24.00	-21.48
7095 (RU52.40)	-4.02	-3.89	-	-	-0.94	3.62	2.67	24.00	-21.33

Table 150 - Maximum Conducted (average) Output Power Results



Test Configuration			
Frequency Range:	5.925-6.425 GHz 6.425-6.525 GHz 6.525-6.875 GHz 6.875-7.125 GHz	Band:	U-NII-5 U-NII-6 U-NII-7 U-NII-8
Limit Clause(s):	15.407(a)(8) RSS-248 4.5.3	Test Method(s):	C63.10 12.4.3.2
Additional Reference(s):	662911 D01 v02r01 F)2)d)(ii), 662911 D01 v02r01 E)1)		

DUT Configuration			
Mode:	802.11ax HE20 RU106 LPI	Duty Cycle (%):	97.8
Modulation Coding Scheme:	MCS2x2	DCCF (dB):	-
Antenna Configuration:	MIMO SDM	Peak Antenna Gain (dBi):	5.36
Active Port(s):	A+B (Core 0 + Core 1)	Active Chain(s):	0+1

Test Frequency (MHz)	Maximum Conducted Output Power (dBm)					Gain (dBi)	EIRP (dBm)	EIRP Limit (dBm)	EIRP Margin (dB)
	A	B	C	D	Σ				
5955 (RU106.53)	-3.14	-2.78	-	-	0.06	5.36	5.42	24.00	-18.58
6175 (RU106.53)	-2.29	-2.34	-	-	0.69	4.79	5.48	24.00	-18.52
6415 (RU106.54)	-1.75	-1.83	-	-	1.22	4.06	5.27	24.00	-18.73
6435 (RU106.53)	-0.89	-0.92	-	-	2.11	3.38	5.49	24.00	-18.51
6475 (RU106.53)	-0.80	-1.18	-	-	2.03	3.38	5.41	24.00	-18.59
6515 (RU106.54)	-0.92	-1.19	-	-	1.96	3.38	5.34	24.00	-18.66
6535 (RU106.53)	-2.63	-2.99	-	-	0.20	5.13	5.33	24.00	-18.67
6695 (RU106.53)	-2.72	-3.45	-	-	-0.06	5.13	5.07	24.00	-18.93
6855 (RU106.54)	-2.33	-3.02	-	-	0.35	5.13	5.48	24.00	-18.52
6875 (RU106.53)	-2.27	-3.06	-	-	0.36	5.13	5.49	24.00	-18.51
6875 (RU106.54)	-2.35	-3.07	-	-	0.32	5.13	5.45	24.00	-18.55
6895 (RU106.53)	-0.77	-1.29	-	-	1.99	3.62	5.61	24.00	-18.39
6995 (RU106.53)	-1.22	-1.34	-	-	1.73	3.62	5.35	24.00	-18.65
7095 (RU106.54)	-0.86	-1.01	-	-	2.08	3.62	5.70	24.00	-18.30

Table 151 - Maximum Conducted (average) Output Power Results



Test Configuration			
Frequency Range:	5.925-6.425 GHz 6.425-6.525 GHz 6.525-6.875 GHz	Band:	U-NII-5 U-NII-6 U-NII-7
Limit Clause(s):	15.407(a)(7) RSS-248 4.5.5	Test Method(s):	C63.10 12.4.3.2
Additional Reference(s):	662911 D01 v02r01 F)2)d)(ii), 662911 D01 v02r01 E)1)		

DUT Configuration			
Mode:	802.11ax HE20 SU SP	Duty Cycle (%):	93.4
Modulation Coding Scheme:	MCS2x2	DCCF (dB):	-
Antenna Configuration:	MIMO SDM	Peak Antenna Gain (dBi):	5.36
Active Port(s):	A+B (Core 0 + Core 1)	Active Chain(s):	0+1

Test Frequency (MHz)	Maximum Conducted Output Power (dBm)					Gain (dBi)	EIRP (dBm)	EIRP Limit (dBm)	EIRP Margin (dB)
	A	B	C	D	Σ				
5955	17.67	17.20	-	-	20.45	5.36	25.81	30.00	-4.19
6175	18.37	17.92	-	-	21.16	4.79	25.95	30.00	-4.05
6415	18.94	18.63	-	-	21.80	4.06	25.85	30.00	-4.15
6435	19.68	19.50	-	-	22.60	3.38	25.99	30.00	-4.01
6475	19.62	19.45	-	-	22.55	3.38	25.93	30.00	-4.07
6515	19.72	19.48	-	-	22.61	3.38	26.00	30.00	-4.00
6535	17.98	17.40	-	-	20.71	5.13	25.84	30.00	-4.16
6695	18.05	17.21	-	-	20.66	5.13	25.79	30.00	-4.21
6855	17.98	17.33	-	-	20.68	5.13	25.81	30.00	-4.19

Table 152 - Maximum Conducted (average) Output Power Results



Test Configuration			
Frequency Range:	5.925-6.425 GHz 6.425-6.525 GHz 6.525-6.875 GHz	Band:	U-NII-5 U-NII-6 U-NII-7
Limit Clause(s):	15.407(a)(7) RSS-248 4.5.5	Test Method(s):	C63.10 12.4.3.2
Additional Reference(s):	662911 D01 v02r01 F)2)d)(ii), 662911 D01 v02r01 E)1)		

DUT Configuration			
Mode:	802.11ax HE40 SU SP	Duty Cycle (%):	93.2
Modulation Coding Scheme:	MCS2x2	DCCF (dB):	-
Antenna Configuration:	MIMO SDM	Peak Antenna Gain (dBi):	5.36
Active Port(s):	A+B (Core 0 + Core 1)	Active Chain(s):	0+1

Test Frequency (MHz)	Maximum Conducted Output Power (dBm)					Gain (dBi)	EIRP (dBm)	EIRP Limit (dBm)	EIRP Margin (dB)
	A	B	C	D	Σ				
5965	20.37	20.07	-	-	23.23	5.36	28.59	30.00	-1.41
6165	20.68	20.31	-	-	23.51	4.79	28.30	30.00	-1.70
6405	21.26	20.91	-	-	24.10	4.06	28.15	30.00	-1.85
6445	21.25	21.07	-	-	24.17	3.38	27.56	30.00	-2.44
6485	21.46	20.98	-	-	24.24	3.38	27.62	30.00	-2.38
6525	20.53	19.96	-	-	23.26	3.38	26.65	30.00	-3.35
6565	20.42	19.93	-	-	23.19	5.13	28.32	30.00	-1.68
6685	20.41	20.05	-	-	23.24	5.13	28.37	30.00	-1.63
6845	20.61	20.12	-	-	23.38	5.13	28.51	30.00	-1.49

Table 153 - Maximum Conducted (average) Output Power Results



Test Configuration			
Frequency Range:	5.925-6.425 GHz 6.425-6.525 GHz 6.525-6.875 GHz	Band:	U-NII-5 U-NII-6 U-NII-7
Limit Clause(s):	15.407(a)(7) RSS-248 4.5.5	Test Method(s):	C63.10 12.4.3.2
Additional Reference(s):	662911 D01 v02r01 F)2)d)(ii), 662911 D01 v02r01 E)1)		

DUT Configuration			
Mode:	802.11ax HE80 SU SP	Duty Cycle (%):	92.8
Modulation Coding Scheme:	MCS2x2	DCCF (dB):	-
Antenna Configuration:	MIMO SDM	Peak Antenna Gain (dBi):	5.36
Active Port(s):	A+B (Core 0 + Core 1)	Active Chain(s):	0+1

Test Frequency (MHz)	Maximum Conducted Output Power (dBm)					Gain (dBi)	EIRP (dBm)	EIRP Limit (dBm)	EIRP Margin (dB)
	A	B	C	D	Σ				
5985	20.33	19.06	-	-	22.75	5.36	28.11	30.00	-1.89
6145	20.79	20.32	-	-	23.57	4.79	28.36	30.00	-1.64
6385	21.07	20.72	-	-	23.90	4.06	27.96	30.00	-2.04
6465	21.10	21.06	-	-	24.09	3.38	27.47	30.00	-2.53
6545	20.45	19.80	-	-	23.15	5.13	28.28	30.00	-1.72
6625	20.60	20.03	-	-	23.33	5.13	28.46	30.00	-1.54
6705	20.52	19.89	-	-	23.23	5.13	28.36	30.00	-1.64
6785	20.41	19.79	-	-	23.12	5.13	28.25	30.00	-1.75

Table 154 - Maximum Conducted (average) Output Power Results



Test Configuration			
Frequency Range:	5.925-6.425 GHz 6.425-6.525 GHz 6.525-6.875 GHz	Band:	U-NII-5 U-NII-6 U-NII-7
Limit Clause(s):	15.407(a)(7) RSS-248 4.5.5	Test Method(s):	C63.10 12.4.3.2
Additional Reference(s):	662911 D01 v02r01 F)2)d)(ii), 662911 D01 v02r01 E)1)		

DUT Configuration			
Mode:	802.11ax HE160 SU SP	Duty Cycle (%):	89.0
Modulation Coding Scheme:	MCS2x2	DCCF (dB):	-
Antenna Configuration:	MIMO SDM	Peak Antenna Gain (dBi):	5.36
Active Port(s):	A+B (Core 0 + Core 1)	Active Chain(s):	0+1

Test Frequency (MHz)	Maximum Conducted Output Power (dBm)					Gain (dBi)	EIRP (dBm)	EIRP Limit (dBm)	EIRP Margin (dB)
	A	B	C	D	Σ				
6025	18.10	16.98	-	-	20.58	5.36	25.95	30.00	-4.05
6185	19.41	19.26	-	-	22.34	4.79	27.13	30.00	-2.87
6345	19.31	18.81	-	-	22.08	4.06	26.14	30.00	-3.86
6505	18.66	18.29	-	-	21.49	3.38	24.87	30.00	-5.13
6665	18.63	18.16	-	-	21.41	5.13	26.54	30.00	-3.46

Table 155 - Maximum Conducted (average) Output Power Results



Test Configuration			
Frequency Range:	5.925-6.425 GHz 6.425-6.525 GHz 6.525-6.875 GHz	Band:	U-NII-5 U-NII-6 U-NII-7
Limit Clause(s):	15.407(a)(7) RSS-248 4.5.5	Test Method(s):	C63.10 12.4.3.2
Additional Reference(s):	662911 D01 v02r01 F)2)d)(ii), 662911 D01 v02r01 E)1)		

DUT Configuration			
Mode:	802.11ax HE20 RU26 SP	Duty Cycle (%):	97.1
Modulation Coding Scheme:	MCS2x2	DCCF (dB):	-
Antenna Configuration:	MIMO SDM	Peak Antenna Gain (dBi):	5.36
Active Port(s):	A+B (Core 0 + Core 1)	Active Chain(s):	0+1

Test Frequency (MHz)	Maximum Conducted Output Power (dBm)					Gain (dBi)	EIRP (dBm)	EIRP Limit (dBm)	EIRP Margin (dB)
	A	B	C	D	Σ				
5955 (RU26.0)	8.79	8.74	-	-	11.78	5.36	17.14	30.00	-12.86
6175 (RU26.0)	9.41	9.14	-	-	12.28	4.79	17.07	30.00	-12.93
6415 (RU26.8)	9.99	10.01	-	-	13.01	4.06	17.06	30.00	-12.94
6435 (RU26.0)	10.30	10.58	-	-	13.45	3.38	16.84	30.00	-13.16
6475 (RU26.0)	10.83	10.89	-	-	13.87	3.38	17.25	30.00	-12.75
6515 (RU26.8)	10.61	10.43	-	-	13.53	3.38	16.91	30.00	-13.09
6535 (RU26.0)	9.07	8.68	-	-	11.89	5.13	17.02	30.00	-12.98
6695 (RU26.0)	8.86	8.52	-	-	11.70	5.13	16.83	30.00	-13.17
6855 (RU26.8)	8.90	8.17	-	-	11.56	5.13	16.69	30.00	-13.31

Table 156 - Maximum Conducted (average) Output Power Results



Test Configuration			
Frequency Range:	5.925-6.425 GHz 6.425-6.525 GHz 6.525-6.875 GHz	Band:	U-NII-5 U-NII-6 U-NII-7
Limit Clause(s):	15.407(a)(7) RSS-248 4.5.5	Test Method(s):	C63.10 12.4.3.2
Additional Reference(s):	662911 D01 v02r01 F)2)d)(ii), 662911 D01 v02r01 E)1)		

DUT Configuration			
Mode:	802.11ax HE20 RU52 SP	Duty Cycle (%):	97.0
Modulation Coding Scheme:	MCS2x2	DCCF (dB):	-
Antenna Configuration:	MIMO SDM	Peak Antenna Gain (dBi):	5.36
Active Port(s):	A+B (Core 0 + Core 1)	Active Chain(s):	0+1

Test Frequency (MHz)	Maximum Conducted Output Power (dBm)					Gain (dBi)	EIRP (dBm)	EIRP Limit (dBm)	EIRP Margin (dB)
	A	B	C	D	Σ				
5955 (RU52.37)	11.79	11.61	-	-	14.72	5.36	20.08	30.00	-9.92
6175 (RU52.37)	12.42	11.79	-	-	15.12	4.79	19.91	30.00	-10.09
6415 (RU52.40)	12.75	12.89	-	-	15.83	4.06	19.89	30.00	-10.11
6435 (RU52.37)	13.75	13.79	-	-	16.78	3.38	20.16	30.00	-9.84
6475 (RU52.37)	13.75	13.51	-	-	16.64	3.38	20.02	30.00	-9.98
6515 (RU52.40)	13.76	13.59	-	-	16.69	3.38	20.07	30.00	-9.93
6535 (RU52.37)	12.13	11.76	-	-	14.96	5.13	20.09	30.00	-9.91
6695 (RU52.37)	12.14	11.75	-	-	14.96	5.13	20.09	30.00	-9.91
6855 (RU52.40)	12.12	11.78	-	-	14.96	5.13	20.09	30.00	-9.91

Table 157 - Maximum Conducted (average) Output Power Results



Test Configuration			
Frequency Range:	5.925-6.425 GHz 6.425-6.525 GHz 6.525-6.875 GHz	Band:	U-NII-5 U-NII-6 U-NII-7
Limit Clause(s):	15.407(a)(7) RSS-248 4.5.5	Test Method(s):	C63.10 12.4.3.2
Additional Reference(s):	662911 D01 v02r01 F)2)d)(ii), 662911 D01 v02r01 E)1)		

DUT Configuration			
Mode:	802.11ax HE20 RU106 SP	Duty Cycle (%):	97.8
Modulation Coding Scheme:	MCS2x2	DCCF (dB):	-
Antenna Configuration:	MIMO SDM	Peak Antenna Gain (dBi):	5.36
Active Port(s):	A+B (Core 0 + Core 1)	Active Chain(s):	0+1

Test Frequency (MHz)	Maximum Conducted Output Power (dBm)					Gain (dBi)	EIRP (dBm)	EIRP Limit (dBm)	EIRP Margin (dB)
	A	B	C	D	Σ				
5955 (RU106.53)	14.91	14.35	-	-	17.65	5.36	23.01	30.00	-6.99
6175 (RU106.53)	15.19	14.57	-	-	17.90	4.79	22.69	30.00	-7.31
6415 (RU106.54)	16.10	15.81	-	-	18.97	4.06	23.02	30.00	-6.98
6435 (RU106.53)	16.58	16.45	-	-	19.52	3.38	22.91	30.00	-7.09
6475 (RU106.53)	16.94	16.67	-	-	19.82	3.38	23.20	30.00	-6.80
6515 (RU106.54)	16.63	16.54	-	-	19.59	3.38	22.98	30.00	-7.02
6535 (RU106.53)	15.11	14.67	-	-	17.91	5.13	23.04	30.00	-6.96
6695 (RU106.53)	14.98	14.45	-	-	17.73	5.13	22.86	30.00	-7.14
6855 (RU106.54)	15.02	14.53	-	-	17.79	5.13	22.92	30.00	-7.08

Table 158 - Maximum Conducted (average) Output Power Results



Test Configuration			
Frequency Range:	5.925-6.425 GHz	Band:	U-NII-5
Limit Clause(s):	15.407(a)(9)	Test Method(s):	C63.10 12.4.3.2
Additional Reference(s):	662911 D01 v02r01 F)2)d)(ii), 662911 D01 v02r01 E)1)		

DUT Configuration			
Mode:	802.11ax HE20 SU VLP	Duty Cycle (%):	93.8
Data Rate:	MCS2x2	DCCF (dB):	-
Antenna Configuration:	MIMO SDM	Peak Antenna Gain (dBi):	4.06
Active Port(s):	A+B (Core 0 + Core 1)	Active Chain(s):	0+1

Test Frequency (MHz)	Maximum Conducted Output Power (dBm)					Gain (dBi)	EIRP (dBm)	EIRP Limit (dBm)	EIRP Margin (dB)
	A	B	C	D	Σ				
6275	-2.96	-2.28	-	-	0.40	4.06	4.46	14.00	-9.54
6335	-3.16	-2.26	-	-	0.32	4.06	4.38	14.00	-9.62
6415	-2.89	-2.28	-	-	0.44	4.06	4.49	14.00	-9.51

Table 159 - Maximum Conducted (average) Output Power Results

Test Configuration			
Frequency Range:	5.925-6.425 GHz 6.525-6.875 GHz	Band:	U-NII-5 U-NII-7
Limit Clause(s):	15.407(a)(9)	Test Method(s):	C63.10 12.4.3.2
Additional Reference(s):	662911 D01 v02r01 F)2)d)(ii), 662911 D01 v02r01 E)1)		

DUT Configuration			
Mode:	802.11ax HE40 SU VLP	Duty Cycle (%):	93.5
Modulation Coding Scheme:	MCS2x2	DCCF (dB):	-
Antenna Configuration:	MIMO SDM	Peak Antenna Gain (dBi):	5.13
Active Port(s):	A+B (Core 0 + Core 1)	Active Chain(s):	0+1

Test Frequency (MHz)	Maximum Conducted Output Power (dBm)					Gain (dBi)	EIRP (dBm)	EIRP Limit (dBm)	EIRP Margin (dB)
	A	B	C	D	Σ				
6125	-0.98	-0.78	-	-	2.13	4.79	6.92	14.00	-7.08
6285	0.18	-0.03	-	-	3.09	4.06	7.14	14.00	-6.86
6405	0.21	-0.34	-	-	2.96	4.06	7.01	14.00	-6.99
6565	-1.43	-1.19	-	-	1.70	5.13	6.83	14.00	-7.17
6685	-1.23	-1.57	-	-	1.61	5.13	6.74	14.00	-7.26
6845	-1.16	-1.37	-	-	1.75	5.13	6.88	14.00	-7.12

Table 160 - Maximum Conducted (average) Output Power Results



Test Configuration			
Frequency Range:	5.925-6.425 GHz 6.525-6.875 GHz	Band:	U-NII-5 U-NII-7
Limit Clause(s):	15.407(a)(9)	Test Method(s):	C63.10 12.4.3.2
Additional Reference(s):	662911 D01 v02r01 F)2)d)(ii), 662911 D01 v02r01 E)1)		

DUT Configuration			
Mode:	802.11ax HE80 SU VLP	Duty Cycle (%):	93.0
Modulation Coding Scheme:	MCS2x2	DCCF (dB):	-
Antenna Configuration:	MIMO SDM	Peak Antenna Gain (dBi):	5.13
Active Port(s):	A+B (Core 0 + Core 1)	Active Chain(s):	0+1

Test Frequency (MHz)	Maximum Conducted Output Power (dBm)					Gain (dBi)	EIRP (dBm)	EIRP Limit (dBm)	EIRP Margin (dB)
	A	B	C	D	Σ				
6145	1.69	2.27	-	-	5.00	4.79	9.79	14.00	-4.21
6305	3.12	2.95	-	-	6.04	4.06	10.10	14.00	-3.90
6385	3.16	3.09	-	-	6.13	4.06	10.19	14.00	-3.81
6625	2.02	1.95	-	-	5.00	5.13	10.13	14.00	-3.87
6705	1.77	1.44	-	-	4.62	5.13	9.75	14.00	-4.25
6785	1.85	1.73	-	-	4.80	5.13	9.93	14.00	-4.07

Table 161 - Maximum Conducted (average) Output Power Results

Test Configuration			
Frequency Range:	5.925-6.425 GHz 6.525-6.875 GHz	Band:	U-NII-5 U-NII-7
Limit Clause(s):	15.407(a)(9)	Test Method(s):	C63.10 12.4.3.2
Additional Reference(s):	662911 D01 v02r01 F)2)d)(ii), 662911 D01 v02r01 E)1)		

DUT Configuration			
Mode:	802.11ax HE160 SU VLP	Duty Cycle (%):	89.5
Modulation Coding Scheme:	MCS2x2	DCCF (dB):	-
Antenna Configuration:	MIMO SDM	Peak Antenna Gain (dBi):	5.13
Active Port(s):	A+B (Core 0 + Core 1)	Active Chain(s):	0+1

Test Frequency (MHz)	Maximum Conducted Output Power (dBm)					Gain (dBi)	EIRP (dBm)	EIRP Limit (dBm)	EIRP Margin (dB)
	A	B	C	D	Σ				
6185	4.50	4.86	-	-	7.70	4.79	12.48	14.00	-1.52
6345	5.39	5.47	-	-	8.44	4.06	12.50	14.00	-1.50
6665	4.57	4.53	-	-	7.56	5.13	12.69	14.00	-1.31

Table 162 - Maximum Conducted (average) Output Power Results



TxBF

Test Configuration			
Frequency Range:	5.925-6.425 GHz 6.425-6.525 GHz 6.875-7.125 GHz	Band:	U-NII-5 U-NII-6 U-NII-8
Limit Clause(s):	15.407(a)(8) RSS-248 4.5.3	Test Method(s):	C63.10 12.4.3.2
Additional Reference(s):	662911 D01 v02r01 F)2)d)(i), 662911 D01 v02r01 E)1)		

DUT Configuration			
Mode:	802.11ax HE40 SU LPI	Duty Cycle (%):	89.2
Modulation Coding Scheme:	MCS2x1	DCCF (dB):	-
Antenna Configuration:	TxBF	Peak Antenna Gain (dBi):	6.92
Active Port(s):	A+B (Core 0 + Core 1)	Active Chain(s):	0+1

Test Frequency (MHz)	Maximum Conducted Output Power (dBm)					Gain (dBi)	EIRP (dBm)	EIRP Limit (dBm)	EIRP Margin (dB)
	A	B	C	D	Σ				
6285	1.40	0.15	-	-	3.83	6.92	10.75	24.00	-13.25
6365	1.26	0.21	-	-	3.78	6.92	10.70	24.00	-13.30
6405	1.27	0.68	-	-	3.99	6.92	10.91	24.00	-13.09
6445	1.60	0.93	-	-	4.29	6.38	10.67	24.00	-13.33
6485	1.53	0.90	-	-	4.24	6.38	10.62	24.00	-13.38
6925	1.35	-0.35	-	-	3.60	6.62	10.22	24.00	-13.78
7005	1.47	0.55	-	-	4.04	6.62	10.66	24.00	-13.34
7085	1.63	0.17	-	-	3.97	6.62	10.59	24.00	-13.41

Table 163 - Maximum Conducted (average) Output Power Results



Test Configuration			
Frequency Range:	5.925-6.425 GHz 6.425-6.525 GHz 6.525-6.875 GHz 6.875-7.125 GHz	Band:	U-NII-5 U-NII-6 U-NII-7 U-NII-8
Limit Clause(s):	15.407(a)(8) RSS-248 4.5.3	Test Method(s):	C63.10 12.4.3.2
Additional Reference(s):	662911 D01 v02r01 F)2)d)(i), 662911 D01 v02r01 E)1)		

DUT Configuration			
Mode:	802.11ax HE80 SU LPI	Duty Cycle (%):	78.5
Modulation Coding Scheme:	MCS2x1	DCCF (dB):	-
Antenna Configuration:	TxBF	Peak Antenna Gain (dBi):	8.29
Active Port(s):	A+B (Core 0 + Core 1)	Active Chain(s):	0+1

Test Frequency (MHz)	Maximum Conducted Output Power (dBm)					Gain (dBi)	EIRP (dBm)	EIRP Limit (dBm)	EIRP Margin (dB)
	A	B	C	D	Σ				
5985	2.68	2.58	-	-	5.64	8.29	13.93	24.00	-10.07
6145	3.45	3.61	-	-	6.54	7.66	14.20	24.00	-9.80
6385	4.41	4.35	-	-	7.39	6.92	14.31	24.00	-9.69
6465	4.92	4.78	-	-	7.86	6.38	14.24	24.00	-9.76
6545	3.06	2.99	-	-	6.03	8.12	14.16	24.00	-9.84
6625	3.08	3.11	-	-	6.11	8.12	14.23	24.00	-9.77
6705	3.20	3.00	-	-	6.11	8.12	14.24	24.00	-9.76
6785	2.91	2.69	-	-	5.81	8.12	13.93	24.00	-10.07
6865	2.91	2.96	-	-	5.94	8.12	14.07	24.00	-9.93
6945	4.69	4.37	-	-	7.54	6.62	14.16	24.00	-9.84
7025	4.40	4.54	-	-	7.48	6.62	14.10	24.00	-9.90

Table 164 - Maximum Conducted (average) Output Power Results



Test Configuration			
Frequency Range:	5.925-6.425 GHz 6.425-6.525 GHz 6.525-6.875 GHz	Band:	U-NII-5 U-NII-6 U-NII-7
Limit Clause(s):	15.407(a)(7) RSS-248 4.5.5	Test Method(s):	C63.10 12.4.3.2
Additional Reference(s):	662911 D01 v02r01 F)2)d)(i), 662911 D01 v02r01 E)1)		

DUT Configuration			
Mode:	802.11ax HE20 SU SP	Duty Cycle (%):	81.0
Modulation Coding Scheme:	MCS2x1	DCCF (dB):	-
Antenna Configuration:	TxBF	Peak Antenna Gain (dBi):	8.29
Active Port(s):	A+B (Core 0 + Core 1)	Active Chain(s):	0+1

Test Frequency (MHz)	Maximum Conducted Output Power (dBm)					Gain (dBi)	EIRP (dBm)	EIRP Limit (dBm)	EIRP Margin (dB)
	A	B	C	D	Σ				
5955	14.85	14.36	-	-	17.63	8.29	25.92	30.00	-4.08
6175	15.48	15.47	-	-	18.49	7.66	26.14	30.00	-3.86
6415	16.03	16.04	-	-	19.04	6.92	25.96	30.00	-4.04
6435	16.60	16.72	-	-	19.67	6.38	26.05	30.00	-3.95
6475	16.65	16.76	-	-	19.72	6.38	26.09	30.00	-3.91
6515	16.76	16.74	-	-	19.76	6.38	26.14	30.00	-3.86
6535	15.09	15.06	-	-	18.09	8.12	26.21	30.00	-3.79
6695	15.06	14.70	-	-	17.90	8.12	26.02	30.00	-3.98
6855	15.23	14.91	-	-	18.08	8.12	26.21	30.00	-3.79

Table 165 - Maximum Conducted (average) Output Power Results



Test Configuration			
Frequency Range:	5.925-6.425 GHz 6.425-6.525 GHz 6.525-6.875 GHz	Band:	U-NII-5 U-NII-6 U-NII-7
Limit Clause(s):	15.407(a)(7) RSS-248 4.5.5	Test Method(s):	C63.10 12.4.3.2
Additional Reference(s):	662911 D01 v02r01 F)2)d)(i), 662911 D01 v02r01 E)1)		

DUT Configuration			
Mode:	802.11ax HE40 SU SP	Duty Cycle (%):	89.7
Modulation Coding Scheme:	MCS2x1	DCCF (dB):	-
Antenna Configuration:	TxBF	Peak Antenna Gain (dBi):	8.29
Active Port(s):	A+B (Core 0 + Core 1)	Active Chain(s):	0+1

Test Frequency (MHz)	Maximum Conducted Output Power (dBm)					Gain (dBi)	EIRP (dBm)	EIRP Limit (dBm)	EIRP Margin (dB)
	A	B	C	D	Σ				
5965	17.21	17.03	-	-	20.13	8.29	28.42	30.00	-1.58
6165	18.06	18.11	-	-	21.09	7.66	28.75	30.00	-1.25
6405	18.74	18.69	-	-	21.72	6.92	28.64	30.00	-1.36
6445	19.45	19.45	-	-	22.46	6.38	28.84	30.00	-1.16
6485	19.30	19.39	-	-	22.35	6.38	28.73	30.00	-1.27
6525	17.60	17.53	-	-	20.57	6.38	26.95	30.00	-3.05
6565	17.50	17.56	-	-	20.54	8.12	28.66	30.00	-1.34
6685	17.44	17.31	-	-	20.39	8.12	28.51	30.00	-1.49
6845	17.39	17.42	-	-	20.41	8.12	28.54	30.00	-1.46

Table 166 - Maximum Conducted (average) Output Power Results



Test Configuration			
Frequency Range:	5.925-6.425 GHz 6.425-6.525 GHz 6.525-6.875 GHz	Band:	U-NII-5 U-NII-6 U-NII-7
Limit Clause(s):	15.407(a)(7) RSS-248 4.5.5	Test Method(s):	C63.10 12.4.3.2
Additional Reference(s):	662911 D01 v02r01 F)2)d)(i), 662911 D01 v02r01 E)1)		

DUT Configuration			
Mode:	802.11ax HE80 SU SP	Duty Cycle (%):	89.4
Modulation Coding Scheme:	MCS2x1	DCCF (dB):	-
Antenna Configuration:	TxBF	Peak Antenna Gain (dBi):	8.29
Active Port(s):	A+B (Core 0 + Core 1)	Active Chain(s):	0+1

Test Frequency (MHz)	Maximum Conducted Output Power (dBm)					Gain (dBi)	EIRP (dBm)	EIRP Limit (dBm)	EIRP Margin (dB)
	A	B	C	D	Σ				
5985	17.19	17.04	-	-	20.13	8.29	28.42	30.00	-1.58
6145	17.77	18.02	-	-	20.91	7.66	28.57	30.00	-1.43
6385	18.85	18.61	-	-	21.74	6.92	28.66	30.00	-1.34
6465	19.28	19.29	-	-	22.29	6.38	28.67	30.00	-1.33
6545	17.53	17.39	-	-	20.47	8.12	28.60	30.00	-1.40
6625	17.54	17.53	-	-	20.55	8.12	28.67	30.00	-1.33
6705	17.55	17.43	-	-	20.50	8.12	28.63	30.00	-1.37
6785	17.35	17.00	-	-	20.19	8.12	28.31	30.00	-1.69

Table 167 - Maximum Conducted (average) Output Power Results

FCC 47 CFR Part 15E, Limit Clause 15.407(a)(7)

For client devices, except for fixed client devices as defined in this subpart, operating under the control of a standard power access point in 5.925-6.425 GHz and 6.525-6.875 GHz bands, the maximum power spectral density must not exceed 17 dBm e.i.r.p. in any 1-megahertz band, and the maximum e.i.r.p. over the frequency band of operation must not exceed 30 dBm and the device must limit its power to no more than 6 dB below its associated standard power access point's authorized transmit power.

FCC 47 CFR Part 15E, Limit Clause 15.407(a)(8)

For client devices operating under the control of an indoor access point in the 5.925–7.125 GHz bands, the maximum power spectral density must not exceed -1 dBm e.i.r.p. in any 1-megahertz band, and the maximum e.i.r.p. over the frequency band of operation must not exceed 24 dBm.



2.4.7 Test Location and Test Equipment Used

This test was carried out in RF Chamber 18 and RF Laboratory 14.

Instrument	Manufacturer	Type No.	TE No.	Calibration Period (months)	Calibration Expiry Date
Hygrometer	Rotronic	I-1000	3068	12	07-Nov-2024
1800-6000 MHz Power Splitter	Mini-Circuits	ZN2PD-63-S+	4055	-	O/P Mon
AC Programmable Power Supply	iTech	IT7324	5225	-	O/P Mon
Attenuator 5W 30dB DC-18GHz	Aaren	AT40A-4041-D18-30	5505	12	22-Feb-2025
2-Way Power Divider (2-8 GHz)	Aaren	AT30A-TE0208-2-AF	5685	12	02-Jan-2025
USB Power Sensor	Boonton	RTP5008	5820	12	07-Feb-2025
USB Power Sensor	Boonton	RTP5008	5821	12	07-Feb-2025
AC Programmable Power Supply	iTech	IT7324	5907	-	O/P Mon
USB Power Sensor	Boonton	RTP5008	5921	12	05-Feb-2025
USB Power Sensor	Boonton	RTP5008	5922	12	05-Feb-2025
Digital Multimeter	Fluke	115	6145	12	06-Jun-2025
Cable (SMA to SMA 1m)	Junkosha	MWX221/B	6305	12	20-May-2025
Cable (SMA to SMA 3m)	Junkosha	MWX221-03000AMSAMS/A	6317	12	23-May-2025
Signal Conditioning Unit	TUV SUD	SPECTRUM_SCU001	6426	12	07-Feb-2025
Directional Coupler 2-8GHz	RF-Lambda	RFDC2G8G10	6447	-	O/P Mon
Directional Coupler 2-8GHz	RF-Lambda	RFDC2G8G10	6448	-	O/P Mon
Signal Conditioning Unit	TUV SUD	SPECTRUM_SCU001	6518	12	16-Feb-2025
Signal Conditioning Unit	TUV SUD	SPECTRUM_SCU001	6519	12	08-Feb-2025
SCU Cable Assembly	TUV SUD	SPECTRUM_SCU_CA	6520	12	09-Feb-2025
SCU Cable Assembly	TUV SUD	SPECTRUM_SCU_CA	6521	12	09-Feb-2025
SCU Cable Assembly	TUV SUD	SPECTRUM_SCU_CA	6529	12	16-Feb-2025
SCU Cable Assembly	TUV SUD	SPECTRUM_SCU_CA	6530	12	16-Feb-2025
USB Wideband Power Sensor	Boonton	RTP5008	6587	12	13-Feb-2025
USB Wideband Power Sensor	Boonton	RTP5008	6588	12	13-Feb-2025
AC Programmable Power Supply	iTech	IT7324	6662	-	O/P Mon
WiFi 6E Tri-Band Gaming Router	Asus	GT-AXE110000	6694	-	TU
SCU Cable Assembly	TUV SUD	SPECTRUM_SCU_CA	6752	12	06-Feb-2025
SCU Cable Assembly	TUV SUD	SPECTRUM_SCU_CA	6753	12	06-Feb-2025

Table 168

TU - Traceability Unscheduled
 O/P Mon - Output Monitored using calibrated equipment



2.5 Maximum Conducted Power Spectral Density

2.5.1 Specification Reference

FCC 47 CFR Part 15E, Clause 15.407 (a)

2.5.2 Equipment Under Test and Modification State

A3186, S/N: M44MHNWLH2 - Modification State 0
A3186, S/N: M496C9XMTP - Modification State 0
A3186, S/N: LXXD3YHT0L - Modification State 0

2.5.3 Date of Test

28-August-2024 to 04-October-2024

2.5.4 Test Method

The test was performed in accordance with KDB 789033, clause F.

Where the EUT duty cycle was $< 98\%$ and repeatable within $\pm 2\%$, the spectrum analyser was set to trace (power) averaging and a duty cycle correction was added as calculated in the result tables below (Method SA-2). Where the duty cycle was $\geq 98\%$ the spectrum analyser was set to trace (power) averaging and no duty cycle correction made (Method SA-1). In all other cases the spectrum analyser trace was set to max hold (Method SA-3).

The output power was verified as being the same from each transmit core (within negligible tolerances), but the antenna gains were not identical. Therefore, the modes reported for SISO or 2TX MIMO operation are those giving the highest EIRP and/or lowest conducted limit based on the combination of antennas giving highest total directional gain.

MIMO output port summing was performed in accordance with KDB 662911 D01:

For the CDD results the Directional Gain was calculated in accordance with the equation given in clause F)2)f)(ii) summed for a single spacial stream.

For SDM modes Directional Gain was calculated in accordance with clause F)2)d)(ii).

For transmit beamforming (TxBF) mode it was calculated in accordance with clause F)2)d)(i).

2.5.5 Environmental Conditions

Ambient Temperature	20.6 - 22.3 °C
Relative Humidity	48.4 - 57.3 %