



Test Configuration			
Frequency Range:	5.150-5.250 GHz	Band:	U-NII-1
Limit Clause(s):	-	Test Method(s):	C63.10 6.9.3 C63.10 12.5.2
Additional Reference(s):	-		

DUT Configuration			
Mode:	802.11n HT40	Duty Cycle (%):	-
Modulation Coding Scheme:	MCS10	DCCF (dB):	-
Antenna Configuration:	MIMO SDM	Peak Antenna Gain (dBi):	-
Active Port(s):	A+B (Core 0 + Core 1)	Active Chain(s):	0+1

Test Frequency (MHz)	26 dB Bandwidth (MHz)				Limit (kHz)
	A	B	C	D	
5190	42.240	42.960	-	-	-
5230	41.160	41.520	-	-	-

Table 167 - 26 dB Bandwidth Results

Test Frequency (MHz)	99% Bandwidth (MHz)				Limit (kHz)
	A	B	C	D	
5190	36.600	36.600	-	-	-
5230	36.480	36.360	-	-	-

Table 168 - 99% Bandwidth Results



Test Configuration			
Frequency Range:	5.150-5.250 GHz	Band:	U-NII-1
Limit Clause(s):	-	Test Method(s):	C63.10 6.9.3 C63.10 12.5.2
Additional Reference(s):	-		

DUT Configuration			
Mode:	802.11ac VHT80	Duty Cycle (%):	-
Modulation Coding Scheme:	MCS2x2	DCCF (dB):	-
Antenna Configuration:	MIMO SDM	Peak Antenna Gain (dBi):	-
Active Port(s):	A+B (Core 0 + Core 1)	Active Chain(s):	0+1

Test Frequency (MHz)	26 dB Bandwidth (MHz)				Limit (kHz)
	A	B	C	D	
5210	83.820	83.600	-	-	-

Table 169 - 26 dB Bandwidth Results

Test Frequency (MHz)	99% Bandwidth (MHz)				Limit (kHz)
	A	B	C	D	
5210	75.900	75.680	-	-	-

Table 170 - 99% Bandwidth Results



Test Configuration			
Frequency Range:	5.150-5.250 GHz	Band:	U-NII-1
Limit Clause(s):	-	Test Method(s):	C63.10 6.9.3 C63.10 12.5.2
Additional Reference(s):	-		

DUT Configuration			
Mode:	802.11ac VHT160	Duty Cycle (%):	-
Modulation Coding Scheme:	MCS2x2	DCCF (dB):	-
Antenna Configuration:	MIMO SDM	Peak Antenna Gain (dBi):	-
Active Port(s):	A+B (Core 0 + Core 1)	Active Chain(s):	0+1

Test Frequency (MHz)	26 dB Bandwidth (MHz)				Limit (kHz)
	A	B	C	D	
5250	82.740	82.320	-	-	-

Table 171 - 26 dB Bandwidth Results

Test Frequency (MHz)	99% Bandwidth (MHz)				Limit (kHz)
	A	B	C	D	
5250	76.860	76.860	-	-	-

Table 172 - 99% Bandwidth Results



Test Configuration			
Frequency Range:	5.150-5.250 GHz	Band:	U-NII-1
Limit Clause(s):	-	Test Method(s):	C63.10 6.9.3 C63.10 12.5.2
Additional Reference(s):	-		

DUT Configuration			
Mode:	802.11ax HE20 SU	Duty Cycle (%):	-
Modulation Coding Scheme:	MCS2x2	DCCF (dB):	-
Antenna Configuration:	MIMO SDM	Peak Antenna Gain (dBi):	-
Active Port(s):	A+B (Core 0 + Core 1)	Active Chain(s):	0+1

Test Frequency (MHz)	26 dB Bandwidth (MHz)				Limit (kHz)
	A	B	C	D	
5180	21.480	21.840	-	-	-
5220	21.000	21.120	-	-	-
5240	21.120	21.240	-	-	-

Table 173 - 26 dB Bandwidth Results

Test Frequency (MHz)	99% Bandwidth (MHz)				Limit (kHz)
	A	B	C	D	
5180	18.960	18.960	-	-	-
5220	18.960	18.960	-	-	-
5240	18.900	18.960	-	-	-

Table 174 - 99% Bandwidth Results



Test Configuration			
Frequency Range:	5.150-5.250 GHz	Band:	U-NII-1
Limit Clause(s):	-	Test Method(s):	C63.10 6.9.3 C63.10 12.5.2
Additional Reference(s):	-		

DUT Configuration			
Mode:	802.11ax HE40 SU	Duty Cycle (%):	-
Modulation Coding Scheme:	MCS2x2	DCCF (dB):	-
Antenna Configuration:	MIMO SDM	Peak Antenna Gain (dBi):	-
Active Port(s):	A+B (Core 0 + Core 1)	Active Chain(s):	0+1

Test Frequency (MHz)	26 dB Bandwidth (MHz)				Limit (kHz)
	A	B	C	D	
5190	42.840	43.560	-	-	-
5230	41.640	41.520	-	-	-

Table 175 - 26 dB Bandwidth Results

Test Frequency (MHz)	99% Bandwidth (MHz)				Limit (kHz)
	A	B	C	D	
5190	37.920	37.920	-	-	-
5230	37.800	37.800	-	-	-

Table 176 - 99% Bandwidth Results



Test Configuration			
Frequency Range:	5.150-5.250 GHz	Band:	U-NII-1
Limit Clause(s):	-	Test Method(s):	C63.10 6.9.3 C63.10 12.5.2
Additional Reference(s):	-		

DUT Configuration			
Mode:	802.11ax HE80 SU	Duty Cycle (%):	-
Modulation Coding Scheme:	MCS2x2	DCCF (dB):	-
Antenna Configuration:	MIMO SDM	Peak Antenna Gain (dBi):	-
Active Port(s):	A+B (Core 0 + Core 1)	Active Chain(s):	0+1

Test Frequency (MHz)	26 dB Bandwidth (MHz)				Limit (kHz)
	A	B	C	D	
5210	83.600	83.600	-	-	-

Table 177 - 26 dB Bandwidth Results

Test Frequency (MHz)	99% Bandwidth (MHz)				Limit (kHz)
	A	B	C	D	
5210	76.780	77.000	-	-	-

Table 178 - 99% Bandwidth Results



Test Configuration			
Frequency Range:	5.150-5.250 GHz	Band:	U-NII-1
Limit Clause(s):	-	Test Method(s):	C63.10 6.9.3 C63.10 12.5.2
Additional Reference(s):	-		

DUT Configuration			
Mode:	802.11ax HE160 SU	Duty Cycle (%):	-
Modulation Coding Scheme:	MCS2x2	DCCF (dB):	-
Antenna Configuration:	MIMO SDM	Peak Antenna Gain (dBi):	-
Active Port(s):	A+B (Core 0 + Core 1)	Active Chain(s):	0+1

Test Frequency (MHz)	26 dB Bandwidth (MHz)				Limit (kHz)
	A	B	C	D	
5250	82.740	82.740	-	-	-

Table 179 - 26 dB Bandwidth Results

Test Frequency (MHz)	99% Bandwidth (MHz)				Limit (kHz)
	A	B	C	D	
5250	77.700	77.700	-	-	-

Table 180 - 99% Bandwidth Results



Test Configuration			
Frequency Range:	5.250-5.350 GHz	Band:	U-NII-2A
Limit Clause(s):	-	Test Method(s):	C63.10 6.9.3 C63.10 12.5.2
Additional Reference(s):	-		

DUT Configuration			
Mode:	802.11n HT20	Duty Cycle (%):	-
Modulation Coding Scheme:	MCS10	DCCF (dB):	-
Antenna Configuration:	MIMO SDM	Peak Antenna Gain (dBi):	-
Active Port(s):	A+B (Core 0 + Core 1)	Active Chain(s):	0+1

Test Frequency (MHz)	26 dB Bandwidth (MHz)				Limit (kHz)
	A	B	C	D	
5260	21.060	21.060	-	-	-
5300	21.000	21.120	-	-	-
5320	21.840	21.960	-	-	-

Table 181 - 26 dB Bandwidth Results

Test Frequency (MHz)	99% Bandwidth (MHz)				Limit (kHz)
	A	B	C	D	
5260	17.640	17.700	-	-	-
5300	17.640	17.640	-	-	-
5320	17.820	17.760	-	-	-

Table 182 - 99% Bandwidth Results



Test Configuration			
Frequency Range:	5.250-5.350 GHz	Band:	U-NII-2A
Limit Clause(s):	-	Test Method(s):	C63.10 6.9.3 C63.10 12.5.2
Additional Reference(s):	-		

DUT Configuration			
Mode:	802.11n HT40	Duty Cycle (%):	-
Modulation Coding Scheme:	MCS10	DCCF (dB):	-
Antenna Configuration:	MIMO SDM	Peak Antenna Gain (dBi):	-
Active Port(s):	A+B (Core 0 + Core 1)	Active Chain(s):	0+1

Test Frequency (MHz)	26 dB Bandwidth (MHz)				Limit (kHz)
	A	B	C	D	
5270	41.280	41.520	-	-	-
5310	43.560	43.080	-	-	-

Table 183 - 26 dB Bandwidth Results

Test Frequency (MHz)	99% Bandwidth (MHz)				Limit (kHz)
	A	B	C	D	
5270	36.480	36.480	-	-	-
5310	36.720	36.600	-	-	-

Table 184 - 99% Bandwidth Results



Test Configuration			
Frequency Range:	5.250-5.350 GHz	Band:	U-NII-2A
Limit Clause(s):	-	Test Method(s):	C63.10 6.9.3 C63.10 12.5.2
Additional Reference(s):	-		

DUT Configuration			
Mode:	802.11ac VHT80	Duty Cycle (%):	-
Modulation Coding Scheme:	MCS2x2	DCCF (dB):	-
Antenna Configuration:	MIMO SDM	Peak Antenna Gain (dBi):	-
Active Port(s):	A+B (Core 0 + Core 1)	Active Chain(s):	0+1

Test Frequency (MHz)	26 dB Bandwidth (MHz)				Limit (kHz)
	A	B	C	D	
5290	84.040	83.820	-	-	-

Table 185 - 26 dB Bandwidth Results

Test Frequency (MHz)	99% Bandwidth (MHz)				Limit (kHz)
	A	B	C	D	
5290	75.680	75.680	-	-	-

Table 186 - 99% Bandwidth Results



Test Configuration			
Frequency Range:	5.250-5.350 GHz	Band:	U-NII-2A
Limit Clause(s):	-	Test Method(s):	C63.10 6.9.3 C63.10 12.5.2
Additional Reference(s):	-		

DUT Configuration			
Mode:	802.11ac VHT160	Duty Cycle (%):	-
Modulation Coding Scheme:	MCS2x2	DCCF (dB):	-
Antenna Configuration:	MIMO SDM	Peak Antenna Gain (dBi):	-
Active Port(s):	A+B (Core 0 + Core 1)	Active Chain(s):	0+1

Test Frequency (MHz)	26 dB Bandwidth (MHz)				Limit (kHz)
	A	B	C	D	
5250	83.580	83.160	-	-	-

Table 187 - 26 dB Bandwidth Results

Test Frequency (MHz)	99% Bandwidth (MHz)				Limit (kHz)
	A	B	C	D	
5250	77.280	77.280	-	-	-

Table 188 - 99% Bandwidth Results



Test Configuration			
Frequency Range:	5.250-5.350 GHz	Band:	U-NII-2A
Limit Clause(s):	-	Test Method(s):	C63.10 6.9.3 C63.10 12.5.2
Additional Reference(s):	-		

DUT Configuration			
Mode:	802.11ax HE20 SU	Duty Cycle (%):	-
Modulation Coding Scheme:	MCS2x2	DCCF (dB):	-
Antenna Configuration:	MIMO SDM	Peak Antenna Gain (dBi):	-
Active Port(s):	A+B (Core 0 + Core 1)	Active Chain(s):	0+1

Test Frequency (MHz)	26 dB Bandwidth (MHz)				Limit (kHz)
	A	B	C	D	
5260	21.060	21.000	-	-	-
5300	21.000	21.060	-	-	-
5320	21.720	21.780	-	-	-

Table 189 - 26 dB Bandwidth Results

Test Frequency (MHz)	99% Bandwidth (MHz)				Limit (kHz)
	A	B	C	D	
5260	18.960	18.960	-	-	-
5300	18.900	18.960	-	-	-
5320	18.960	18.960	-	-	-

Table 190 - 99% Bandwidth Results



Test Configuration			
Frequency Range:	5.250-5.350 GHz	Band:	U-NII-2A
Limit Clause(s):	-	Test Method(s):	C63.10 6.9.3 C63.10 12.5.2
Additional Reference(s):	-		

DUT Configuration			
Mode:	802.11ax HE40 SU	Duty Cycle (%):	-
Modulation Coding Scheme:	MCS2x2	DCCF (dB):	-
Antenna Configuration:	MIMO SDM	Peak Antenna Gain (dBi):	-
Active Port(s):	A+B (Core 0 + Core 1)	Active Chain(s):	0+1

Test Frequency (MHz)	26 dB Bandwidth (MHz)				Limit (kHz)
	A	B	C	D	
5270	41.520	41.640	-	-	-
5310	42.240	43.320	-	-	-

Table 191 - 26 dB Bandwidth Results

Test Frequency (MHz)	99% Bandwidth (MHz)				Limit (kHz)
	A	B	C	D	
5270	37.800	37.800	-	-	-
5310	37.920	37.920	-	-	-

Table 192 - 99% Bandwidth Results



Test Configuration			
Frequency Range:	5.250-5.350 GHz	Band:	U-NII-2A
Limit Clause(s):	-	Test Method(s):	C63.10 6.9.3 C63.10 12.5.2
Additional Reference(s):	-		

DUT Configuration			
Mode:	802.11ax HE80 SU	Duty Cycle (%):	-
Modulation Coding Scheme:	MCS2x2	DCCF (dB):	-
Antenna Configuration:	MIMO SDM	Peak Antenna Gain (dBi):	-
Active Port(s):	A+B (Core 0 + Core 1)	Active Chain(s):	0+1

Test Frequency (MHz)	26 dB Bandwidth (MHz)				Limit (kHz)
	A	B	C	D	
5290	83.820	83.600	-	-	-

Table 193 - 26 dB Bandwidth Results

Test Frequency (MHz)	99% Bandwidth (MHz)				Limit (kHz)
	A	B	C	D	
5290	77.000	77.000	-	-	-

Table 194 - 99% Bandwidth Results



Test Configuration			
Frequency Range:	5.250-5.350 GHz	Band:	U-NII-2A
Limit Clause(s):	-	Test Method(s):	C63.10 6.9.3 C63.10 12.5.2
Additional Reference(s):	-		

DUT Configuration			
Mode:	802.11ax HE160 SU	Duty Cycle (%):	-
Modulation Coding Scheme:	MCS2x2	DCCF (dB):	-
Antenna Configuration:	MIMO SDM	Peak Antenna Gain (dBi):	-
Active Port(s):	A+B (Core 0 + Core 1)	Active Chain(s):	0+1

Test Frequency (MHz)	26 dB Bandwidth (MHz)				Limit (kHz)
	A	B	C	D	
5250	82.740	82.740	-	-	-

Table 195 - 26 dB Bandwidth Results

Test Frequency (MHz)	99% Bandwidth (MHz)				Limit (kHz)
	A	B	C	D	
5250	78.120	78.120	-	-	-

Table 196 - 99% Bandwidth Results



Test Configuration			
Frequency Range:	5.470-5.725 GHz	Band:	U-NII-2C
Limit Clause(s):	-	Test Method(s):	C63.10 6.9.3 C63.10 12.5.2
Additional Reference(s):	-		

DUT Configuration			
Mode:	802.11n HT20	Duty Cycle (%):	-
Modulation Coding Scheme:	MCS10	DCCF (dB):	-
Antenna Configuration:	MIMO SDM	Peak Antenna Gain (dBi):	-
Active Port(s):	A+B (Core 0 + Core 1)	Active Chain(s):	0+1

Test Frequency (MHz)	26 dB Bandwidth (MHz)				Limit (kHz)
	A	B	C	D	
5500	21.840	22.560	-	-	-
5580	21.000	20.940	-	-	-
5700	21.600	22.020	-	-	-
5720	15.500	15.500	-	-	-

Table 197 - 26 dB Bandwidth Results

Test Frequency (MHz)	99% Bandwidth (MHz)				Limit (kHz)
	A	B	C	D	
5500	17.820	17.880	-	-	-
5580	17.700	17.760	-	-	-
5700	17.820	17.880	-	-	-
5720	13.700	13.700	-	-	-

Table 198 - 99% Bandwidth Results



Test Configuration			
Frequency Range:	5.470-5.725 GHz	Band:	U-NII-2C
Limit Clause(s):	-	Test Method(s):	C63.10 6.9.3 C63.10 12.5.2
Additional Reference(s):	-		

DUT Configuration			
Mode:	802.11n HT40	Duty Cycle (%):	-
Modulation Coding Scheme:	MCS10	DCCF (dB):	-
Antenna Configuration:	MIMO SDM	Peak Antenna Gain (dBi):	-
Active Port(s):	A+B (Core 0 + Core 1)	Active Chain(s):	0+1

Test Frequency (MHz)	26 dB Bandwidth (MHz)				Limit (kHz)
	A	B	C	D	
5510	42.000	42.720	-	-	-
5550	41.160	41.280	-	-	-
5670	43.440	45.000	-	-	-
5710	35.520	35.640	-	-	-

Table 199 - 26 dB Bandwidth Results

Test Frequency (MHz)	99% Bandwidth (MHz)				Limit (kHz)
	A	B	C	D	
5510	36.480	36.480	-	-	-
5550	36.240	36.360	-	-	-
5670	36.600	36.600	-	-	-
5710	32.880	32.760	-	-	-

Table 200 - 99% Bandwidth Results



Test Configuration			
Frequency Range:	5.470-5.725 GHz	Band:	U-NII-2C
Limit Clause(s):	-	Test Method(s):	C63.10 6.9.3 C63.10 12.5.2
Additional Reference(s):	-		

DUT Configuration			
Mode:	802.11ac VHT80	Duty Cycle (%):	-
Modulation Coding Scheme:	MCS2x2	DCCF (dB):	-
Antenna Configuration:	MIMO SDM	Peak Antenna Gain (dBi):	-
Active Port(s):	A+B (Core 0 + Core 1)	Active Chain(s):	0+1

Test Frequency (MHz)	26 dB Bandwidth (MHz)				Limit (kHz)
	A	B	C	D	
5530	84.040	87.340	-	-	-
5610	85.580	87.780	-	-	-
5690	76.140	75.920	-	-	-

Table 201 - 26 dB Bandwidth Results

Test Frequency (MHz)	99% Bandwidth (MHz)				Limit (kHz)
	A	B	C	D	
5530	75.680	75.680	-	-	-
5610	75.900	75.680	-	-	-
5690	72.180	71.960	-	-	-

Table 202 - 99% Bandwidth Results



Test Configuration			
Frequency Range:	5.470-5.725 GHz	Band:	U-NII-2C
Limit Clause(s):	-	Test Method(s):	C63.10 6.9.3 C63.10 12.5.2
Additional Reference(s):	-		

DUT Configuration			
Mode:	802.11ac VHT160	Duty Cycle (%):	-
Modulation Coding Scheme:	MCS2x2	DCCF (dB):	-
Antenna Configuration:	MIMO SDM	Peak Antenna Gain (dBi):	-
Active Port(s):	A+B (Core 0 + Core 1)	Active Chain(s):	0+1

Test Frequency (MHz)	26 dB Bandwidth (MHz)				Limit (kHz)
	A	B	C	D	
5570	165.900	165.480	-	-	-

Table 203 - 26 dB Bandwidth Results

Test Frequency (MHz)	99% Bandwidth (MHz)				Limit (kHz)
	A	B	C	D	
5570	154.140	154.140	-	-	-

Table 204 - 99% Bandwidth Results



Test Configuration			
Frequency Range:	5.470-5.725 GHz	Band:	U-NII-2C
Limit Clause(s):	-	Test Method(s):	C63.10 6.9.3 C63.10 12.5.2
Additional Reference(s):	-		

DUT Configuration			
Mode:	802.11ax HE20 SU	Duty Cycle (%):	-
Modulation Coding Scheme:	MCS2x2	DCCF (dB):	-
Antenna Configuration:	MIMO SDM	Peak Antenna Gain (dBi):	-
Active Port(s):	A+B (Core 0 + Core 1)	Active Chain(s):	0+1

Test Frequency (MHz)	26 dB Bandwidth (MHz)				Limit (kHz)
	A	B	C	D	
5500	24.180	22.200	-	-	-
5580	21.000	21.060	-	-	-
5700	21.600	21.780	-	-	-
5720	15.440	15.500	-	-	-

Table 205 - 26 dB Bandwidth Results

Test Frequency (MHz)	99% Bandwidth (MHz)				Limit (kHz)
	A	B	C	D	
5500	19.020	18.960	-	-	-
5580	18.960	18.900	-	-	-
5700	18.960	18.960	-	-	-
5720	14.300	14.360	-	-	-

Table 206 - 99% Bandwidth Results



Test Configuration			
Frequency Range:	5.470-5.725 GHz	Band:	U-NII-2C
Limit Clause(s):	-	Test Method(s):	C63.10 6.9.3 C63.10 12.5.2
Additional Reference(s):	-		

DUT Configuration			
Mode:	802.11ax HE40 SU	Duty Cycle (%):	-
Modulation Coding Scheme:	MCS2x2	DCCF (dB):	-
Antenna Configuration:	MIMO SDM	Peak Antenna Gain (dBi):	-
Active Port(s):	A+B (Core 0 + Core 1)	Active Chain(s):	0+1

Test Frequency (MHz)	26 dB Bandwidth (MHz)				Limit (kHz)
	A	B	C	D	
5510	42.600	44.040	-	-	-
5550	41.280	41.520	-	-	-
5670	43.320	43.920	-	-	-
5710	35.880	35.880	-	-	-

Table 207 - 26 dB Bandwidth Results

Test Frequency (MHz)	99% Bandwidth (MHz)				Limit (kHz)
	A	B	C	D	
5510	37.920	37.920	-	-	-
5550	37.800	37.800	-	-	-
5670	37.920	37.920	-	-	-
5710	33.600	33.600	-	-	-

Table 208 - 99% Bandwidth Results



Test Configuration			
Frequency Range:	5.470-5.725 GHz	Band:	U-NII-2C
Limit Clause(s):	-	Test Method(s):	C63.10 6.9.3 C63.10 12.5.2
Additional Reference(s):	-		

DUT Configuration			
Mode:	802.11ax HE80 SU	Duty Cycle (%):	-
Modulation Coding Scheme:	MCS2x2	DCCF (dB):	-
Antenna Configuration:	MIMO SDM	Peak Antenna Gain (dBi):	-
Active Port(s):	A+B (Core 0 + Core 1)	Active Chain(s):	0+1

Test Frequency (MHz)	26 dB Bandwidth (MHz)				Limit (kHz)
	A	B	C	D	
5530	83.820	84.260	-	-	-
5610	84.920	86.460	-	-	-
5690	76.140	75.920	-	-	-

Table 209 - 26 dB Bandwidth Results

Test Frequency (MHz)	99% Bandwidth (MHz)				Limit (kHz)
	A	B	C	D	
5530	77.000	77.000	-	-	-
5610	77.000	77.000	-	-	-
5690	72.840	72.840	-	-	-

Table 210 - 99% Bandwidth Results



Test Configuration			
Frequency Range:	5.470-5.725 GHz	Band:	U-NII-2C
Limit Clause(s):	-	Test Method(s):	C63.10 6.9.3 C63.10 12.5.2
Additional Reference(s):	-		

DUT Configuration			
Mode:	802.11ax HE160 SU	Duty Cycle (%):	-
Modulation Coding Scheme:	MCS2x2	DCCF (dB):	-
Antenna Configuration:	MIMO SDM	Peak Antenna Gain (dBi):	-
Active Port(s):	A+B (Core 0 + Core 1)	Active Chain(s):	0+1

Test Frequency (MHz)	26 dB Bandwidth (MHz)				Limit (kHz)
	A	B	C	D	
5570	165.900	165.480	-	-	-

Table 211 - 26 dB Bandwidth Results

Test Frequency (MHz)	99% Bandwidth (MHz)				Limit (kHz)
	A	B	C	D	
5570	155.400	155.400	-	-	-

Table 212 - 99% Bandwidth Results



Test Configuration			
Frequency Range:	5.725-5.850 GHz	Band:	U-NII-3
Limit Clause(s):	15.407(e) RSS-247 6.2.4.1	Test Method(s):	C63.10 6.9.3 789033 D02 v02r01 II.C.2.
Additional Reference(s):	-		

DUT Configuration			
Mode:	802.11n HT20	Duty Cycle (%):	-
Modulation Coding Scheme:	MCS10	DCCF (dB):	-
Antenna Configuration:	MIMO SDM	Peak Antenna Gain (dBi):	-
Active Port(s):	A+B (Core 0 + Core 1)	Active Chain(s):	0+1

Test Frequency (MHz)	6 dB Bandwidth (MHz)				Limit (kHz)
	A	B	C	D	
5720	3.880	3.880	-	-	≥500.0
5745	17.040	17.340	-	-	≥500.0
5785	17.280	17.280	-	-	≥500.0
5825	16.980	17.160	-	-	≥500.0

Table 213 - 6 dB Bandwidth Results

Test Frequency (MHz)	99% Bandwidth (MHz)				Limit (kHz)
	A	B	C	D	
5720	4.180	4.180	-	-	-
5745	17.760	17.760	-	-	-
5785	17.760	17.760	-	-	-
5825	17.760	17.820	-	-	-

Table 214 - 99% Bandwidth Results



Test Configuration			
Frequency Range:	5.725-5.850 GHz	Band:	U-NII-3
Limit Clause(s):	15.407(e) RSS-247 6.2.4.1	Test Method(s):	C63.10 6.9.3 789033 D02 v02r01 II.C.2.
Additional Reference(s):	-		

DUT Configuration			
Mode:	802.11n HT40	Duty Cycle (%):	-
Modulation Coding Scheme:	MCS10	DCCF (dB):	-
Antenna Configuration:	MIMO SDM	Peak Antenna Gain (dBi):	-
Active Port(s):	A+B (Core 0 + Core 1)	Active Chain(s):	0+1

Test Frequency (MHz)	6 dB Bandwidth (MHz)				Limit (kHz)
	A	B	C	D	
5710	3.240	3.240	-	-	≥500.0
5755	35.280	35.280	-	-	≥500.0
5795	35.640	35.280	-	-	≥500.0

Table 215 - 6 dB Bandwidth Results

Test Frequency (MHz)	99% Bandwidth (MHz)				Limit (kHz)
	A	B	C	D	
5710	4.560	4.560	-	-	-
5755	36.480	36.600	-	-	-
5795	36.480	36.480	-	-	-

Table 216 - 99% Bandwidth Results



Test Configuration			
Frequency Range:	5.725-5.850 GHz	Band:	U-NII-3
Limit Clause(s):	15.407(e) RSS-247 6.2.4.1	Test Method(s):	C63.10 6.9.3 789033 D02 v02r01 II.C.2.
Additional Reference(s):	-		

DUT Configuration			
Mode:	802.11ac VHT80	Duty Cycle (%):	-
Modulation Coding Scheme:	MCS2x2	DCCF (dB):	-
Antenna Configuration:	MIMO SDM	Peak Antenna Gain (dBi):	-
Active Port(s):	A+B (Core 0 + Core 1)	Active Chain(s):	0+1

Test Frequency (MHz)	6 dB Bandwidth (MHz)				Limit (kHz)
	A	B	C	D	
5690	3.280	3.280	-	-	≥500.0
5775	75.680	75.680	-	-	≥500.0

Table 217 - 6 dB Bandwidth Results

Test Frequency (MHz)	99% Bandwidth (MHz)				Limit (kHz)
	A	B	C	D	
5690	9.220	6.140	-	-	-
5775	75.680	75.460	-	-	-

Table 218 - 99% Bandwidth Results



Test Configuration			
Frequency Range:	5.725-5.850 GHz	Band:	U-NII-3
Limit Clause(s):	15.407(e) RSS-247 6.2.4.1	Test Method(s):	C63.10 6.9.3 789033 D02 v02r01 II.C.2.
Additional Reference(s):	-		

DUT Configuration			
Mode:	802.11ax HE20 SU	Duty Cycle (%):	-
Modulation Coding Scheme:	MCS2x2	DCCF (dB):	-
Antenna Configuration:	MIMO SDM	Peak Antenna Gain (dBi):	-
Active Port(s):	A+B (Core 0 + Core 1)	Active Chain(s):	0+1

Test Frequency (MHz)	6 dB Bandwidth (MHz)				Limit (kHz)
	A	B	C	D	
5720	4.540	4.540	-	-	≥500.0
5745	18.900	18.840	-	-	≥500.0
5785	18.960	18.840	-	-	≥500.0
5825	19.080	18.600	-	-	≥500.0

Table 219 - 6 dB Bandwidth Results

Test Frequency (MHz)	99% Bandwidth (MHz)				Limit (kHz)
	A	B	C	D	
5720	4.600	4.660	-	-	-
5745	18.960	18.960	-	-	-
5785	18.960	18.960	-	-	-
5825	18.960	19.020	-	-	-

Table 220 - 99% Bandwidth Results



Test Configuration			
Frequency Range:	5.725-5.850 GHz	Band:	U-NII-3
Limit Clause(s):	15.407(e) RSS-247 6.2.4.1	Test Method(s):	C63.10 6.9.3 789033 D02 v02r01 II.C.2.
Additional Reference(s):	-		

DUT Configuration			
Mode:	802.11ax HE40 SU	Duty Cycle (%):	-
Modulation Coding Scheme:	MCS2x2	DCCF (dB):	-
Antenna Configuration:	MIMO SDM	Peak Antenna Gain (dBi):	-
Active Port(s):	A+B (Core 0 + Core 1)	Active Chain(s):	0+1

Test Frequency (MHz)	6 dB Bandwidth (MHz)				Limit (kHz)
	A	B	C	D	
5710	4.080	4.080	-	-	≥500.0
5755	38.040	37.920	-	-	≥500.0
5795	37.800	37.920	-	-	≥500.0

Table 221 - 6 dB Bandwidth Results

Test Frequency (MHz)	99% Bandwidth (MHz)				Limit (kHz)
	A	B	C	D	
5710	4.680	4.560	-	-	-
5755	37.920	37.920	-	-	-
5795	37.920	37.920	-	-	-

Table 222 - 99% Bandwidth Results



Test Configuration			
Frequency Range:	5.725-5.850 GHz	Band:	U-NII-3
Limit Clause(s):	15.407(e) RSS-247 6.2.4.1	Test Method(s):	C63.10 6.9.3 789033 D02 v02r01 II.C.2.
Additional Reference(s):	-		

DUT Configuration			
Mode:	802.11ax HE80 SU	Duty Cycle (%):	-
Modulation Coding Scheme:	MCS2x2	DCCF (dB):	-
Antenna Configuration:	MIMO SDM	Peak Antenna Gain (dBi):	-
Active Port(s):	A+B (Core 0 + Core 1)	Active Chain(s):	0+1

Test Frequency (MHz)	6 dB Bandwidth (MHz)				Limit (kHz)
	A	B	C	D	
5690	4.160	3.940	-	-	≥500.0
5775	76.120	76.340	-	-	≥500.0

Table 223 - 6 dB Bandwidth Results

Test Frequency (MHz)	99% Bandwidth (MHz)				Limit (kHz)
	A	B	C	D	
5690	9.440	6.360	-	-	-
5775	76.780	76.780	-	-	-

Table 224 - 99% Bandwidth Results



TxBF

Protocol	26 dB Bandwidth (MHz)	
	Minimum	Maximum
802.11ac VHT20	20.880	22.920
802.11ac VHT40	41.280	54.600
802.11ac VHT80	83.600	85.140

Table 225 - 26 dB Bandwidth Summary Results - TxBF

Protocol	99% Bandwidth (MHz)	
	Minimum	Maximum
802.11ac VHT20	18.900	19.020
802.11ac VHT40	37.680	38.040
802.11ac VHT80	76.780	77.000

Table 226 - 99% Bandwidth Summary Results - TxBF

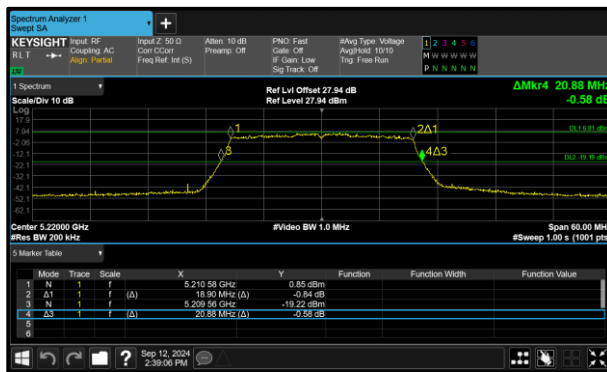


Figure 330 - 802.11ac VHT20 Minimum 99% OBW

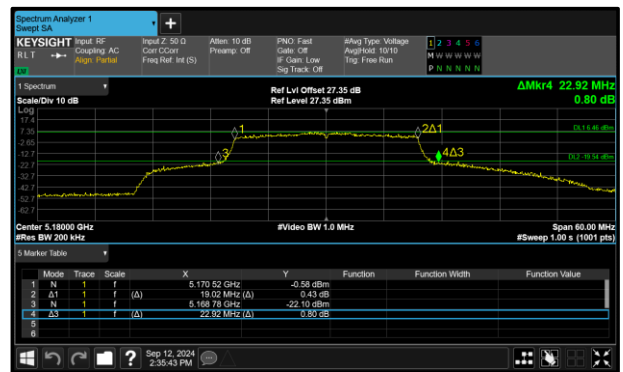


Figure 331 - 802.11ac VHT20 Maximum 99% OBW

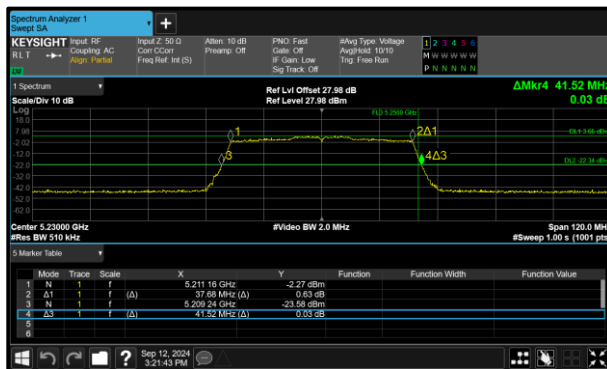


Figure 332 - 802.11ac VHT40 Minimum 99% OBW

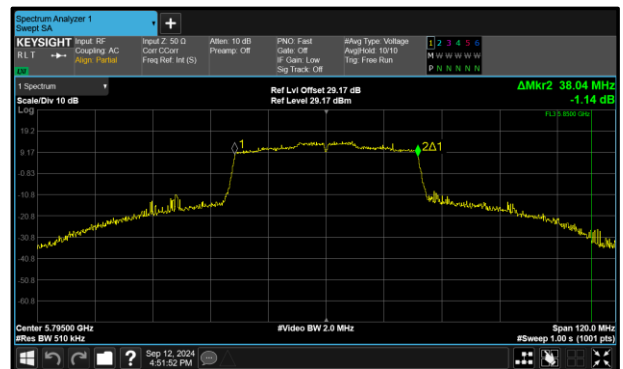


Figure 333 - 802.11ac VHT40 Maximum 99% OBW

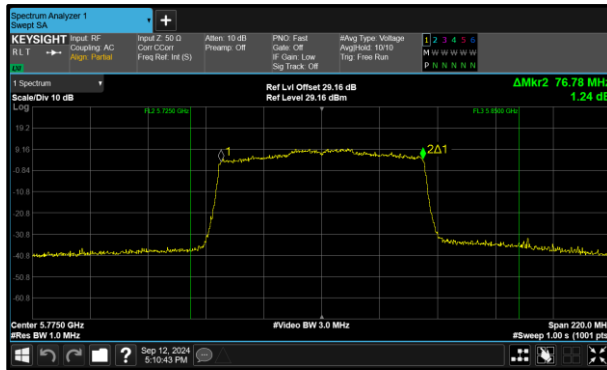


Figure 334 - 802.11ac VHT80 Minimum 99%
 OBW

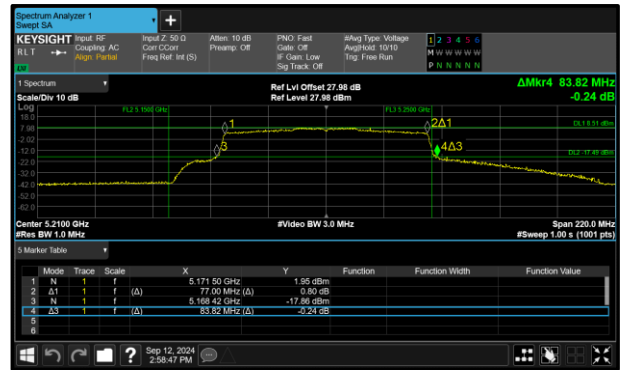


Figure 335 - 802.11ac VHT80 Maximum 99%
 OBW



Protocol	6 dB Bandwidth (MHz)	
	Minimum	Maximum
802.11ac VHT20	18.540	19.020
802.11ac VHT40	37.440	38.160
802.11ac VHT80	76.780	77.880

Table 227 - 6 dB Bandwidth Summary Results - TxBF

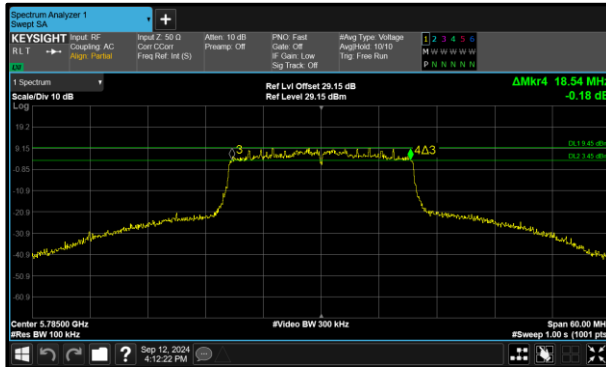


Figure 336 - 802.11ac VHT20 Minimum 6 dB EBW

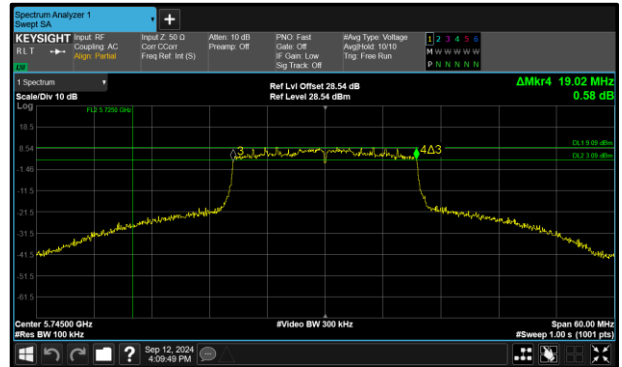


Figure 337 - 802.11ac VHT20 Maximum 6 dB EBW

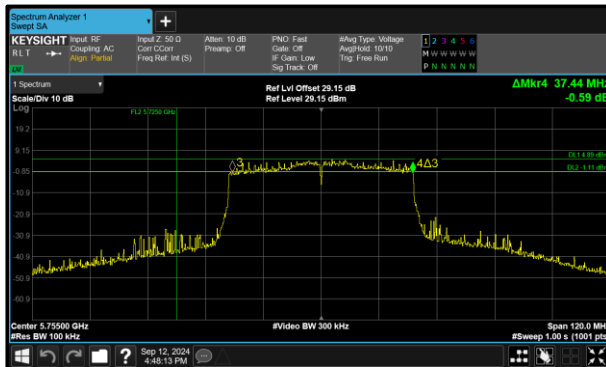


Figure 338 - 802.11ac VHT40 Minimum 6 dB EBW

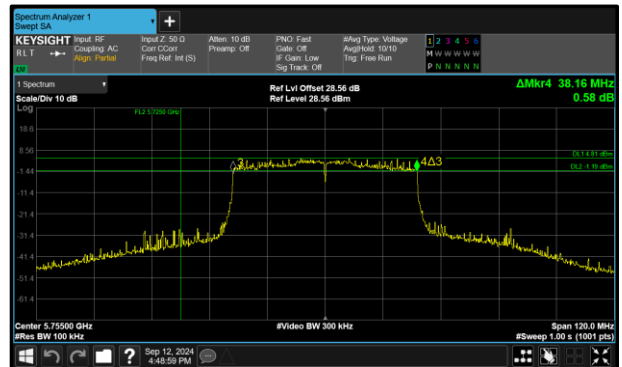


Figure 339 - 802.11ac VHT40 Maximum 6 dB EBW

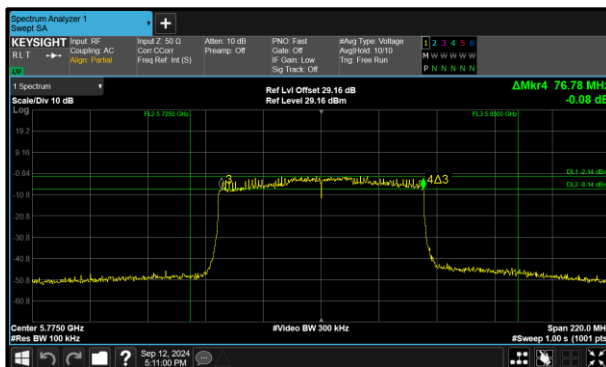


Figure 340 - 802.11ac VHT80 Minimum 6 dB EBW

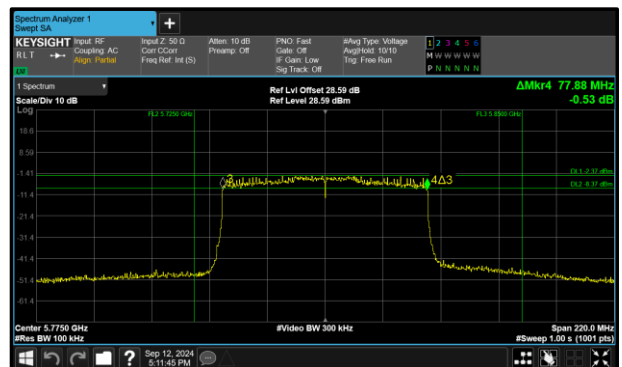


Figure 341 - 802.11ac VHT80 Maximum 6 dB EBW



Test Configuration			
Frequency Range:	5.150-5.250 GHz	Band:	U-NII-1
Limit Clause(s):	-	Test Method(s):	C63.10 6.9.3 C63.10 12.5.2
Additional Reference(s):	-		

DUT Configuration			
Mode:	802.11ac VHT20	Duty Cycle (%):	-
Modulation Coding Scheme:	MCS2x1	DCCF (dB):	-
Antenna Configuration:	TxBF	Peak Antenna Gain (dBi):	-
Active Port(s):	A+B (Core 0 + Core 1)	Active Chain(s):	0+1

Test Frequency (MHz)	26 dB Bandwidth (MHz)				Limit (kHz)
	A	B	C	D	
5180	22.800	22.920	-	-	-
5220	20.880	21.060	-	-	-
5240	21.060	21.060	-	-	-

Table 228 - 26 dB Bandwidth Results

Test Frequency (MHz)	99% Bandwidth (MHz)				Limit (kHz)
	A	B	C	D	
5180	18.960	19.020	-	-	-
5220	18.900	18.960	-	-	-
5240	18.900	18.900	-	-	-

Table 229 - 99% Bandwidth Results



Test Configuration			
Frequency Range:	5.150-5.250 GHz	Band:	U-NII-1
Limit Clause(s):	-	Test Method(s):	C63.10 6.9.3 C63.10 12.5.2
Additional Reference(s):	-		

DUT Configuration			
Mode:	802.11ac VHT40	Duty Cycle (%):	-
Modulation Coding Scheme:	MCS2x1	DCCF (dB):	-
Antenna Configuration:	TxBF	Peak Antenna Gain (dBi):	-
Active Port(s):	A+B (Core 0 + Core 1)	Active Chain(s):	0+1

Test Frequency (MHz)	26 dB Bandwidth (MHz)				Limit (kHz)
	A	B	C	D	
5190	54.480	44.520	-	-	-
5230	41.640	41.640	-	-	-

Table 230 - 26 dB Bandwidth Results

Test Frequency (MHz)	99% Bandwidth (MHz)				Limit (kHz)
	A	B	C	D	
5190	37.920	37.920	-	-	-
5230	37.680	37.800	-	-	-

Table 231 - 99% Bandwidth Results



Test Configuration			
Frequency Range:	5.150-5.250 GHz	Band:	U-NII-1
Limit Clause(s):	-	Test Method(s):	C63.10 6.9.3 C63.10 12.5.2
Additional Reference(s):	-		

DUT Configuration			
Mode:	802.11ac VHT80	Duty Cycle (%):	-
Modulation Coding Scheme:	MCS2x1	DCCF (dB):	-
Antenna Configuration:	TxBF	Peak Antenna Gain (dBi):	-
Active Port(s):	A+B (Core 0 + Core 1)	Active Chain(s):	0+1

Test Frequency (MHz)	26 dB Bandwidth (MHz)				Limit (kHz)
	A	B	C	D	
5210	83.820	83.600	-	-	-

Table 232 - 26 dB Bandwidth Results

Test Frequency (MHz)	99% Bandwidth (MHz)				Limit (kHz)
	A	B	C	D	
5210	77.000	77.000	-	-	-

Table 233 - 99% Bandwidth Results



Test Configuration			
Frequency Range:	5.250-5.350 GHz	Band:	U-NII-2A
Limit Clause(s):	-	Test Method(s):	C63.10 6.9.3 C63.10 12.5.2
Additional Reference(s):	-		

DUT Configuration			
Mode:	802.11ac VHT20	Duty Cycle (%):	-
Modulation Coding Scheme:	MCS2x1	DCCF (dB):	-
Antenna Configuration:	TxBF	Peak Antenna Gain (dBi):	-
Active Port(s):	A+B (Core 0 + Core 1)	Active Chain(s):	0+1

Test Frequency (MHz)	26 dB Bandwidth (MHz)				Limit (kHz)
	A	B	C	D	
5260	20.940	21.060	-	-	-
5300	21.000	20.880	-	-	-
5320	21.360	21.900	-	-	-

Table 234 - 26 dB Bandwidth Results

Test Frequency (MHz)	99% Bandwidth (MHz)				Limit (kHz)
	A	B	C	D	
5260	18.960	18.960	-	-	-
5300	18.960	18.900	-	-	-
5320	18.960	19.020	-	-	-

Table 235 - 99% Bandwidth Results



Test Configuration			
Frequency Range:	5.250-5.350 GHz	Band:	U-NII-2A
Limit Clause(s):	-	Test Method(s):	C63.10 6.9.3 C63.10 12.5.2
Additional Reference(s):	-		

DUT Configuration			
Mode:	802.11ac VHT40	Duty Cycle (%):	-
Modulation Coding Scheme:	MCS2x1	DCCF (dB):	-
Antenna Configuration:	TxBF	Peak Antenna Gain (dBi):	-
Active Port(s):	A+B (Core 0 + Core 1)	Active Chain(s):	0+1

Test Frequency (MHz)	26 dB Bandwidth (MHz)				Limit (kHz)
	A	B	C	D	
5270	41.400	41.400	-	-	-
5310	54.360	45.480	-	-	-

Table 236 - 26 dB Bandwidth Results

Test Frequency (MHz)	99% Bandwidth (MHz)				Limit (kHz)
	A	B	C	D	
5270	37.800	37.920	-	-	-
5310	37.920	37.920	-	-	-

Table 237 - 99% Bandwidth Results



Test Configuration			
Frequency Range:	5.250-5.350 GHz	Band:	U-NII-2A
Limit Clause(s):	-	Test Method(s):	C63.10 6.9.3 C63.10 12.5.2
Additional Reference(s):	-		

DUT Configuration			
Mode:	802.11ac VHT80	Duty Cycle (%):	-
Modulation Coding Scheme:	MCS2x1	DCCF (dB):	-
Antenna Configuration:	TxBF	Peak Antenna Gain (dBi):	-
Active Port(s):	A+B (Core 0 + Core 1)	Active Chain(s):	0+1

Test Frequency (MHz)	26 dB Bandwidth (MHz)				Limit (kHz)
	A	B	C	D	
5290	84.700	84.480	-	-	-

Table 238 - 26 dB Bandwidth Results

Test Frequency (MHz)	99% Bandwidth (MHz)				Limit (kHz)
	A	B	C	D	
5290	77.000	77.000	-	-	-

Table 239 - 99% Bandwidth Results



Test Configuration			
Frequency Range:	5.470-5.725 GHz	Band:	U-NII-2C
Limit Clause(s):	-	Test Method(s):	C63.10 6.9.3 C63.10 12.5.2
Additional Reference(s):	-		

DUT Configuration			
Mode:	802.11ac VHT20	Duty Cycle (%):	-
Modulation Coding Scheme:	MCS2x1	DCCF (dB):	-
Antenna Configuration:	TxBF	Peak Antenna Gain (dBi):	-
Active Port(s):	A+B (Core 0 + Core 1)	Active Chain(s):	0+1

Test Frequency (MHz)	26 dB Bandwidth (MHz)				Limit (kHz)
	A	B	C	D	
5500	22.800	22.320	-	-	-
5580	21.000	21.060	-	-	-
5700	22.200	22.920	-	-	-
5720	15.500	15.500	-	-	-

Table 240 - 26 dB Bandwidth Results

Test Frequency (MHz)	99% Bandwidth (MHz)				Limit (kHz)
	A	B	C	D	
5500	19.020	18.960	-	-	-
5580	18.960	18.960	-	-	-
5700	19.020	19.020	-	-	-
5720	14.360	14.360	-	-	-

Table 241 - 99% Bandwidth Results



Test Configuration			
Frequency Range:	5.470-5.725 GHz	Band:	U-NII-2C
Limit Clause(s):	-	Test Method(s):	C63.10 6.9.3 C63.10 12.5.2
Additional Reference(s):	-		

DUT Configuration			
Mode:	802.11ac VHT40	Duty Cycle (%):	-
Modulation Coding Scheme:	MCS2x1	DCCF (dB):	-
Antenna Configuration:	TxBF	Peak Antenna Gain (dBi):	-
Active Port(s):	A+B (Core 0 + Core 1)	Active Chain(s):	0+1

Test Frequency (MHz)	26 dB Bandwidth (MHz)				Limit (kHz)
	A	B	C	D	
5510	54.600	44.400	-	-	-
5550	41.520	41.280	-	-	-
5670	54.480	45.120	-	-	-
5710	35.640	35.760	-	-	-

Table 242 - 26 dB Bandwidth Results

Test Frequency (MHz)	99% Bandwidth (MHz)				Limit (kHz)
	A	B	C	D	
5510	37.920	37.920	-	-	-
5550	37.800	37.800	-	-	-
5670	37.920	37.920	-	-	-
5710	33.600	33.600	-	-	-

Table 243 - 99% Bandwidth Results



Test Configuration			
Frequency Range:	5.470-5.725 GHz	Band:	U-NII-2C
Limit Clause(s):	-	Test Method(s):	C63.10 6.9.3 C63.10 12.5.2
Additional Reference(s):	-		

DUT Configuration			
Mode:	802.11ac VHT80	Duty Cycle (%):	-
Modulation Coding Scheme:	MCS2x1	DCCF (dB):	-
Antenna Configuration:	TxBF	Peak Antenna Gain (dBi):	-
Active Port(s):	A+B (Core 0 + Core 1)	Active Chain(s):	0+1

Test Frequency (MHz)	26 dB Bandwidth (MHz)				Limit (kHz)
	A	B	C	D	
5530	85.140	84.040	-	-	-
5690	75.480	75.920	-	-	-

Table 244 - 26 dB Bandwidth Results

Test Frequency (MHz)	99% Bandwidth (MHz)				Limit (kHz)
	A	B	C	D	
5530	77.000	77.000	-	-	-
5690	72.840	72.840	-	-	-

Table 245 - 99% Bandwidth Results



Test Configuration			
Frequency Range:	5.725-5.850 GHz	Band:	U-NII-3
Limit Clause(s):	15.407(e) RSS-247 6.2.4.1	Test Method(s):	C63.10 6.9.3 789033 D02 v02r01 II.C.2.
Additional Reference(s):	-		

DUT Configuration			
Mode:	802.11ac VHT20	Duty Cycle (%):	-
Modulation Coding Scheme:	MCS2x1	DCCF (dB):	-
Antenna Configuration:	TxBF	Peak Antenna Gain (dBi):	-
Active Port(s):	A+B (Core 0 + Core 1)	Active Chain(s):	0+1

Test Frequency (MHz)	6 dB Bandwidth (MHz)				Limit (kHz)
	A	B	C	D	
5720	4.480	4.540	-	-	≥500.0
5745	18.960	19.020	-	-	≥500.0
5785	18.540	19.020	-	-	≥500.0
5825	18.960	19.020	-	-	≥500.0

Table 246 - 6 dB Bandwidth Results

Test Frequency (MHz)	99% Bandwidth (MHz)				Limit (kHz)
	A	B	C	D	
5720	4.660	4.660	-	-	-
5745	18.960	18.960	-	-	-
5785	18.960	19.020	-	-	-
5825	19.020	19.020	-	-	-

Table 247 - 99% Bandwidth Results



Test Configuration			
Frequency Range:	5.725-5.850 GHz	Band:	U-NII-3
Limit Clause(s):	15.407(e) RSS-247 6.2.4.1	Test Method(s):	C63.10 6.9.3 789033 D02 v02r01 II.C.2.
Additional Reference(s):	-		

DUT Configuration			
Mode:	802.11ac VHT40	Duty Cycle (%):	-
Modulation Coding Scheme:	MCS2x1	DCCF (dB):	-
Antenna Configuration:	TxBF	Peak Antenna Gain (dBi):	-
Active Port(s):	A+B (Core 0 + Core 1)	Active Chain(s):	0+1

Test Frequency (MHz)	6 dB Bandwidth (MHz)				Limit (kHz)
	A	B	C	D	
5710	4.080	4.080	-	-	≥500.0
5755	37.440	38.160	-	-	≥500.0
5795	38.160	38.160	-	-	≥500.0

Table 248 - 6 dB Bandwidth Results

Test Frequency (MHz)	99% Bandwidth (MHz)				Limit (kHz)
	A	B	C	D	
5710	4.560	4.680	-	-	-
5755	37.800	37.800	-	-	-
5795	38.040	37.920	-	-	-

Table 249 - 99% Bandwidth Results



Test Configuration			
Frequency Range:	5.725-5.850 GHz	Band:	U-NII-3
Limit Clause(s):	15.407(e) RSS-247 6.2.4.1	Test Method(s):	C63.10 6.9.3 789033 D02 v02r01 II.C.2.
Additional Reference(s):	-		

DUT Configuration			
Mode:	802.11ac VHT80	Duty Cycle (%):	-
Modulation Coding Scheme:	MCS2x1	DCCF (dB):	-
Antenna Configuration:	TxBF	Peak Antenna Gain (dBi):	-
Active Port(s):	A+B (Core 0 + Core 1)	Active Chain(s):	0+1

Test Frequency (MHz)	6 dB Bandwidth (MHz)				Limit (kHz)
	A	B	C	D	
5690	4.160	3.940	-	-	≥500.0
5775	76.780	77.880	-	-	≥500.0

Table 250 - 6 dB Bandwidth Results

Test Frequency (MHz)	99% Bandwidth (MHz)				Limit (kHz)
	A	B	C	D	
5690	4.820	4.820	-	-	-
5775	76.780	77.000	-	-	-

Table 251 - 99% Bandwidth Results

FCC Part 15E, Limit Clause 15.407

5150 MHz to 5250 MHz: None specified.
 5250 MHz to 5350 MHz: None specified.
 5470 MHz to 5725 MHz: None specified.
 5725 MHz to 5850 MHz: > 500 kHz.



2.2.7 Test Location and Test Equipment Used

This test was carried out in RF Chamber 18 and RF Laboratory 14.

Instrument	Manufacturer	Type No.	TE No.	Calibration Period (months)	Calibration Expiry Date
Hygrometer	Rotronic	I-1000	3068	12	07-Nov-2024
1800-6000 MHz Power Splitter	Mini-Circuits	ZN2PD-63-S+	4055	-	O/P Mon
AC Programmable Power Supply	iTech	IT7324	5225	-	O/P Mon
Attenuator 5W 30dB DC-18GHz	Aaren	AT40A-4041-D18-30	5505	12	22-Feb-2025
MXA Signal Analyser	Keysight Technologies	N9020B	5529	24	13-Dec-2024
1500VA AC Power Supply	iTech	IT7324	5907	-	O/P Mon
MXA Signal Analyser	Keysight Technologies	N9020B	5919	24	18-Mar-2026
Digital Multimeter	Fluke	115	6145	12	06-Jun-2025
Cable (SMA to SMA 3m)	Junkosha	MWX221-03000AMSAMS/A	6317	12	23-May-2025
Signal Conditioning Unit	TUV SUD	SPECTRUM_SCU001	6426	12	07-Feb-2025
Directional Coupler 2-8GHz	RF-Lambda	RFDC2G8G10	6447	-	O/P Mon
Directional Coupler 2-8GHz	RF-Lambda	RFDC2G8G10	6448	-	O/P Mon
Signal Conditioning Unit	TUV SUD	SPECTRUM_SCU001	6519	12	08-Feb-2025
SCU Cable Assembly	TUV SUD	SPECTRUM_SCU_CA	6520	12	09-Feb-2025
SCU Cable Assembly	TUV SUD	SPECTRUM_SCU_CA	6521	12	09-Feb-2025
WiFi 6E Tri-Band Gaming Router	Asus	GT-AXE110000	6694	-	TU
SCU Cable Assembly	TUV SUD	SPECTRUM_SCU_CA	6752	12	06-Feb-2025
SCU Cable Assembly	TUV SUD	SPECTRUM_SCU_CA	6753	12	06-Feb-2025

Table 252

O/P Mon - Output Monitored using calibrated equipment



2.3 Maximum Conducted Output Power

2.3.1 Specification Reference

FCC 47 CFR Part 15E, Clause 15.407 (a)

2.3.2 Equipment Under Test and Modification State

A3185, S/N: GRJJT9QH7L - Modification State 0
A3185, S/N: GHGG6N440H - Modification State 0
A3185, S/N: LWNTX4WX76 - Modification State 0

2.3.3 Date of Test

12-September-2024 to 23-September-2024

2.3.4 Test Method

The test was performed in accordance with ANSI C63.10 2020 clause 12.4.3.2 (method PM-G), except for 'straddle' channels, where only the power within each band was measured using clause 12.4.2.2 (SA-1) or 12.4.2.4 (SA-2), dependant on EUT duty cycle.

MIMO output port summing was performed in accordance with KDB 662911 D01.

The EUT has equal conducted powers on all ports for each mode of operation, but unequal antenna gains. Therefore, for SISO modes the EUT was tested on the port with the highest antenna gain which would result in the highest EIRP output power.

For the CDD results the directional gain was calculated in accordance with clause F)2)f)(ii) using the calculations from F)2)f)(i) with worst-case individual gain and an array gain of zero.

For SDM modes Directional Gain was calculated in accordance with clause F)2)d)(ii).

For transmit beamforming (TxBF) mode it was calculated in accordance with clause F)2)d)(i).

2.3.5 Environmental Conditions

Ambient Temperature	20.6 - 22.5 °C
Relative Humidity	51.8 - 58.6 %



2.3.6 Test Results

5 GHz WLAN

SISO

Test Configuration			
Frequency Range:	5.150-5.250 GHz	Band:	U-NII-1
Limit Clause(s):	15.407 (a)(1)(iv)	Test Method(s):	C63.10 12.4.3.2
Additional Reference(s):	-		

DUT Configuration			
Mode:	802.11a	Duty Cycle (%):	97.5
Data Rate:	12 Mbps	DCCF (dB):	-
Antenna Configuration:	SISO	Peak Antenna Gain (dBi):	5.90
Active Port(s):	A (Core 0)	Active Chain(s):	0

Test Frequency (MHz)	Maximum Conducted Output Power (dBm)					Limit (dBm)	Margin (dB)
	A	B	C	D	Σ		
5180	18.76	-	-	-	18.76	24.00	-5.24
5220	19.83	-	-	-	19.83	24.00	-4.17
5240	19.50	-	-	-	19.50	24.00	-4.50

Table 253 - FCC Maximum Conducted (average) Output Power Results

Test Configuration			
Frequency Range:	5.150-5.250 GHz	Band:	U-NII-1
Limit Clause(s):	15.407 (a)(1)(iv)	Test Method(s):	C63.10 12.4.3.2
Additional Reference(s):	-		

DUT Configuration			
Mode:	802.11n HT20	Duty Cycle (%):	96.4
Modulation Coding Scheme:	MCS2	DCCF (dB):	-
Antenna Configuration:	SISO	Peak Antenna Gain (dBi):	5.90
Active Port(s):	A (Core 0)	Active Chain(s):	0

Test Frequency (MHz)	Maximum Conducted Output Power (dBm)					Limit (dBm)	Margin (dB)
	A	B	C	D	Σ		
5180	18.59	-	-	-	18.59	24.00	-5.41
5220	19.95	-	-	-	19.95	24.00	-4.05
5240	19.50	-	-	-	19.50	24.00	-4.50

Table 254 - FCC Maximum Conducted (average) Output Power Results



Test Configuration			
Frequency Range:	5.150-5.250 GHz	Band:	U-NII-1
Limit Clause(s):	15.407 (a)(1)(iv)	Test Method(s):	C63.10 12.4.3.2
Additional Reference(s):	-		

DUT Configuration			
Mode:	802.11n HT40	Duty Cycle (%):	93.7
Modulation Coding Scheme:	MCS2	DCCF (dB):	-
Antenna Configuration:	SISO	Peak Antenna Gain (dBi):	5.90
Active Port(s):	A (Core 0)	Active Chain(s):	0

Test Frequency (MHz)	Maximum Conducted Output Power (dBm)					Limit (dBm)	Margin (dB)
	A	B	C	D	Σ		
5190	17.32	-	-	-	17.32	24.00	-6.68
5230	21.08	-	-	-	21.08	24.00	-2.92

Table 255 - FCC Maximum Conducted (average) Output Power Results

Test Configuration			
Frequency Range:	5.150-5.250 GHz	Band:	U-NII-1
Limit Clause(s):	15.407 (a)(1)(iv)	Test Method(s):	C63.10 12.4.3.2
Additional Reference(s):	-		

DUT Configuration			
Mode:	802.11ac VHT80	Duty Cycle (%):	88.5
Modulation Coding Scheme:	MCS2x1	DCCF (dB):	-
Antenna Configuration:	SISO	Peak Antenna Gain (dBi):	5.90
Active Port(s):	A (Core 0)	Active Chain(s):	0

Test Frequency (MHz)	Maximum Conducted Output Power (dBm)					Limit (dBm)	Margin (dB)
	A	B	C	D	Σ		
5210	15.80	-	-	-	15.80	24.00	-8.20

Table 256 - FCC Maximum Conducted (average) Output Power Results



Test Configuration			
Frequency Range:	5.150-5.250 GHz	Band:	U-NII-1
Limit Clause(s):	15.407 (a)(1)(iv)	Test Method(s):	C63.10 12.4.2.4
Additional Reference(s):	-		
Note(s):	Straddle channel power was measured using the appropriate SA test method. DCCF was added to the spectrum analyser reference level offset.		

DUT Configuration			
Mode:	802.11ac VHT160	Duty Cycle (%):	84.1
Modulation Coding Scheme:	MCS2x1	DCCF (dB):	0.75
Antenna Configuration:	SISO	Peak Antenna Gain (dBi):	5.90
Active Port(s):	A (Core 0)	Active Chain(s):	0

Test Frequency (MHz)	Maximum Conducted Output Power (dBm)					Limit (dBm)	Margin (dB)
	A	B	C	D	Σ		
5250	8.58	-	-	-	8.58	24.00	-15.42

Table 257 - FCC Maximum Conducted (average) Output Power Results

Test Configuration			
Frequency Range:	5.150-5.250 GHz	Band:	U-NII-1
Limit Clause(s):	15.407 (a)(1)(iv)	Test Method(s):	C63.10 12.4.3.2
Additional Reference(s):	-		

DUT Configuration			
Mode:	802.11ax HE20 SU	Duty Cycle (%):	95.7
Modulation Coding Scheme:	MCS2x1	DCCF (dB):	-
Antenna Configuration:	SISO	Peak Antenna Gain (dBi):	5.90
Active Port(s):	A (Core 0)	Active Chain(s):	0

Test Frequency (MHz)	Maximum Conducted Output Power (dBm)					Limit (dBm)	Margin (dB)
	A	B	C	D	Σ		
5180	18.52	-	-	-	18.52	24.00	-5.48
5220	19.81	-	-	-	19.81	24.00	-4.19
5240	19.74	-	-	-	19.74	24.00	-4.26

Table 258 - FCC Maximum Conducted (average) Output Power Results



Test Configuration			
Frequency Range:	5.150-5.250 GHz	Band:	U-NII-1
Limit Clause(s):	15.407 (a)(1)(iv)	Test Method(s):	C63.10 12.4.3.2
Additional Reference(s):	-		

DUT Configuration			
Mode:	802.11ax HE40 SU	Duty Cycle (%):	95.7
Modulation Coding Scheme:	MCS2x1	DCCF (dB):	-
Antenna Configuration:	SISO	Peak Antenna Gain (dBi):	5.90
Active Port(s):	A (Core 0)	Active Chain(s):	0

Test Frequency (MHz)	Maximum Conducted Output Power (dBm)					Limit (dBm)	Margin (dB)
	A	B	C	D	Σ		
5190	17.68	-	-	-	17.68	24.00	-6.32
5230	20.46	-	-	-	20.46	24.00	-3.54

Table 259 - FCC Maximum Conducted (average) Output Power Results

Test Configuration			
Frequency Range:	5.150-5.250 GHz	Band:	U-NII-1
Limit Clause(s):	15.407 (a)(1)(iv)	Test Method(s):	C63.10 12.4.3.2
Additional Reference(s):	-		

DUT Configuration			
Mode:	802.11ax HE80 SU	Duty Cycle (%):	95.7
Modulation Coding Scheme:	MCS2x1	DCCF (dB):	-
Antenna Configuration:	SISO	Peak Antenna Gain (dBi):	5.90
Active Port(s):	A (Core 0)	Active Chain(s):	0

Test Frequency (MHz)	Maximum Conducted Output Power (dBm)					Limit (dBm)	Margin (dB)
	A	B	C	D	Σ		
5210	15.85	-	-	-	15.85	24.00	-8.15

Table 260 - FCC Maximum Conducted (average) Output Power Results



Test Configuration			
Frequency Range:	5.150-5.250 GHz	Band:	U-NII-1
Limit Clause(s):	15.407 (a)(1)(iv)	Test Method(s):	C63.10 12.4.2.4
Additional Reference(s):	-		
Note(s):	Straddle channel power was measured using the appropriate SA test method. DCCF was added to the spectrum analyser reference level offset.		

DUT Configuration			
Mode:	802.11ax HE160 SU	Duty Cycle (%):	92.7
Modulation Coding Scheme:	MCS2x1	DCCF (dB):	0.33
Antenna Configuration:	SISO	Peak Antenna Gain (dBi):	5.90
Active Port(s):	A (Core 0)	Active Chain(s):	0

Test Frequency (MHz)	Maximum Conducted Output Power (dBm)					Limit (dBm)	Margin (dB)
	A	B	C	D	Σ		
5250	8.63	-	-	-	8.63	24.00	-15.37

Table 261 - FCC Maximum Conducted (average) Output Power Results

Test Configuration			
Frequency Range:	5.150-5.250 GHz	Band:	U-NII-1
Limit Clause(s):	RSS-247 6.2.1.1	Test Method(s):	C63.10 12.4.3.2
Additional Reference(s):	-		

DUT Configuration			
Mode:	802.11a	Duty Cycle (%):	97.7
Data Rate:	12 Mbps	DCCF (dB):	-
Antenna Configuration:	SISO	Peak Antenna Gain (dBi):	5.90
Active Port(s):	A (Core 0)	Active Chain(s):	0

Test Frequency (MHz)	Minimum 99% OBW (MHz)	Maximum Conducted Output Power (dBm)					Gain (dBi)	EIRP (dBm)	EIRP Limit (dBm)	EIRP Margin (dB)
		A	B	C	D	Σ				
5180	16.560	12.35	-	-	-	12.35	5.90	18.25	22.19	-3.94
5220	16.560	12.23	-	-	-	12.23	5.90	18.13	22.19	-4.06
5240	16.560	12.32	-	-	-	12.32	5.90	18.22	22.19	-3.97

Table 262 - ISED Maximum Conducted (average) Output Power Results



Test Configuration			
Frequency Range:	5.150-5.250 GHz	Band:	U-NII-1
Limit Clause(s):	RSS-247 6.2.1.1	Test Method(s):	C63.10 12.4.3.2
Additional Reference(s):	-		

DUT Configuration			
Mode:	802.11n HT20	Duty Cycle (%):	96.4
Modulation Coding Scheme:	MCS2	DCCF (dB):	-
Antenna Configuration:	SISO	Peak Antenna Gain (dBi):	5.90
Active Port(s):	A (Core 0)	Active Chain(s):	0

Test Frequency (MHz)	Minimum 99% OBW (MHz)	Maximum Conducted Output Power (dBm)					Gain (dBi)	EIRP (dBm)	EIRP Limit (dBm)	EIRP Margin (dB)
		A	B	C	D	Σ				
5180	17.820	12.19	-	-	-	12.19	5.90	18.09	22.51	-4.42
5220	17.700	12.33	-	-	-	12.33	5.90	18.23	22.48	-4.25
5240	17.700	12.38	-	-	-	12.38	5.90	18.28	22.48	-4.20

Table 263 - ISED Maximum Conducted (average) Output Power Results

Test Configuration			
Frequency Range:	5.150-5.250 GHz	Band:	U-NII-1
Limit Clause(s):	RSS-247 6.2.1.1	Test Method(s):	C63.10 12.4.3.2
Additional Reference(s):	-		

DUT Configuration			
Mode:	802.11n HT40	Duty Cycle (%):	93.7
Modulation Coding Scheme:	MCS2	DCCF (dB):	-
Antenna Configuration:	SISO	Peak Antenna Gain (dBi):	5.90
Active Port(s):	A (Core 0)	Active Chain(s):	0

Test Frequency (MHz)	Minimum 99% OBW (MHz)	Maximum Conducted Output Power (dBm)					Gain (dBi)	EIRP (dBm)	EIRP Limit (dBm)	EIRP Margin (dB)
		A	B	C	D	Σ				
5190	36.600	14.79	-	-	-	14.79	5.90	20.69	23.00	-2.31
5230	36.360	14.85	-	-	-	14.85	5.90	20.75	23.00	-2.25

Table 264 - ISED Maximum Conducted (average) Output Power Results



Test Configuration			
Frequency Range:	5.150-5.250 GHz	Band:	U-NII-1
Limit Clause(s):	RSS-247 6.2.1.1	Test Method(s):	C63.10 12.4.3.2
Additional Reference(s):	-		

DUT Configuration			
Mode:	802.11ac VHT80	Duty Cycle (%):	88.9
Modulation Coding Scheme:	MCS2x1	DCCF (dB):	-
Antenna Configuration:	SISO	Peak Antenna Gain (dBi):	5.90
Active Port(s):	A (Core 0)	Active Chain(s):	0

Test Frequency (MHz)	Minimum 99% OBW (MHz)	Maximum Conducted Output Power (dBm)					Gain (dBi)	EIRP (dBm)	EIRP Limit (dBm)	EIRP Margin (dB)
		A	B	C	D	Σ				
5210	75.680	15.86	-	-	-	15.86	5.90	21.76	23.00	-1.24

Table 265 - ISED Maximum Conducted (average) Output Power Results

Test Configuration			
Frequency Range:	5.150-5.250 GHz	Band:	U-NII-1
Limit Clause(s):	RSS-247 6.2.1.1	Test Method(s):	C63.10 12.4.2.4
Additional Reference(s):	-		
Note(s):	Straddle channel power was measured using the appropriate SA test method. DCCF was added to the spectrum analyser reference level offset.		

DUT Configuration			
Mode:	802.11ac VHT160	Duty Cycle (%):	84.1
Modulation Coding Scheme:	MCS2x1	DCCF (dB):	0.75
Antenna Configuration:	SISO	Peak Antenna Gain (dBi):	5.90
Active Port(s):	A (Core 0)	Active Chain(s):	0

Test Frequency (MHz)	Minimum 99% OBW (MHz)	Maximum Conducted Output Power (dBm)					Gain (dBi)	EIRP (dBm)	EIRP Limit (dBm)	EIRP Margin (dB)
		A	B	C	D	Σ				
5250	76.860	8.55	-	-	-	8.55	5.90	14.45	23.00	-8.55

Table 266 - ISED Maximum Conducted (average) Output Power Results



Test Configuration			
Frequency Range:	5.150-5.250 GHz	Band:	U-NII-1
Limit Clause(s):	RSS-247 6.2.1.1	Test Method(s):	C63.10 12.4.3.2
Additional Reference(s):	-		

DUT Configuration			
Mode:	802.11ax HE20 SU	Duty Cycle (%):	96.1
Modulation Coding Scheme:	MCS2x1	DCCF (dB):	-
Antenna Configuration:	SISO	Peak Antenna Gain (dBi):	5.90
Active Port(s):	A (Core 0)	Active Chain(s):	0

Test Frequency (MHz)	Minimum 99% OBW (MHz)	Maximum Conducted Output Power (dBm)					Gain (dBi)	EIRP (dBm)	EIRP Limit (dBm)	EIRP Margin (dB)
		A	B	C	D	Σ				
5180	18.960	12.39	-	-	-	12.39	5.90	18.29	22.78	-4.49
5220	18.960	12.19	-	-	-	12.19	5.90	18.09	22.78	-4.69
5240	18.900	12.25	-	-	-	12.25	5.90	18.15	22.76	-4.61

Table 267 - ISED Maximum Conducted (average) Output Power Results

Test Configuration			
Frequency Range:	5.150-5.250 GHz	Band:	U-NII-1
Limit Clause(s):	RSS-247 6.2.1.1	Test Method(s):	C63.10 12.4.3.2
Additional Reference(s):	-		

DUT Configuration			
Mode:	802.11ax HE40 SU	Duty Cycle (%):	95.7
Modulation Coding Scheme:	MCS2x1	DCCF (dB):	-
Antenna Configuration:	SISO	Peak Antenna Gain (dBi):	5.90
Active Port(s):	A (Core 0)	Active Chain(s):	0

Test Frequency (MHz)	Minimum 99% OBW (MHz)	Maximum Conducted Output Power (dBm)					Gain (dBi)	EIRP (dBm)	EIRP Limit (dBm)	EIRP Margin (dB)
		A	B	C	D	Σ				
5190	37.920	14.87	-	-	-	14.87	5.90	20.77	23.00	-2.23
5230	37.680	14.97	-	-	-	14.97	5.90	20.87	23.00	-2.13

Table 268 - ISED Maximum Conducted (average) Output Power Results



Test Configuration			
Frequency Range:	5.150-5.250 GHz	Band:	U-NII-1
Limit Clause(s):	RSS-247 6.2.1.1	Test Method(s):	C63.10 12.4.3.2
Additional Reference(s):	-		

DUT Configuration			
Mode:	802.11ax HE80 SU	Duty Cycle (%):	95.3
Modulation Coding Scheme:	MCS2x1	DCCF (dB):	-
Antenna Configuration:	SISO	Peak Antenna Gain (dBi):	5.90
Active Port(s):	A (Core 0)	Active Chain(s):	0

Test Frequency (MHz)	Minimum 99% OBW (MHz)	Maximum Conducted Output Power (dBm)					Gain (dBi)	EIRP (dBm)	EIRP Limit (dBm)	EIRP Margin (dB)
		A	B	C	D	Σ				
5210	77.220	15.89	-	-	-	15.89	5.90	21.79	23.00	-1.21

Table 269 - ISED Maximum Conducted (average) Output Power Results

Test Configuration			
Frequency Range:	5.150-5.250 GHz	Band:	U-NII-1
Limit Clause(s):	RSS-247 6.2.1.1	Test Method(s):	C63.10 12.4.2.4
Additional Reference(s):	-		
Note(s):	Straddle channel power was measured using the appropriate SA test method. DCCF was added to the spectrum analyser reference level offset.		

DUT Configuration			
Mode:	802.11ax HE160 SU	Duty Cycle (%):	92.7
Modulation Coding Scheme:	MCS2x1	DCCF (dB):	0.33
Antenna Configuration:	SISO	Peak Antenna Gain (dBi):	5.90
Active Port(s):	A (Core 0)	Active Chain(s):	0

Test Frequency (MHz)	Minimum 99% OBW (MHz)	Maximum Conducted Output Power (dBm)					Gain (dBi)	EIRP (dBm)	EIRP Limit (dBm)	EIRP Margin (dB)
		A	B	C	D	Σ				
5250	77.700	8.59	-	-	-	8.59	5.90	14.49	23.00	-8.51

Table 270 - ISED Maximum Conducted (average) Output Power Results



Test Configuration			
Frequency Range:	5.250-5.350 GHz	Band:	U-NII-2A
Limit Clause(s):	15.407 (a)(2) RSS-247 6.2.2.1	Test Method(s):	C63.10 12.4.3.2
Additional Reference(s):	-		

DUT Configuration			
Mode:	802.11a	Duty Cycle (%):	97.5
Data Rate:	12 Mbps	DCCF (dB):	-
Antenna Configuration:	SISO	Peak Antenna Gain (dBi):	7.10
Active Port(s):	A (Core 0)	Active Chain(s):	0

Test Frequency (MHz)	Minimum 26 dB Bandwidth (MHz)	Maximum Conducted Output Power (dBm)					Limit (dBm)	Margin (dB)
		A	B	C	D	Σ		
5260	20.760	18.58	-	-	-	18.58	22.90	-4.32
5300	20.760	18.39	-	-	-	18.39	22.90	-4.51
5320	21.480	18.41	-	-	-	18.41	22.90	-4.49

Table 271 - FCC Maximum Conducted (average) Output Power Results

Test Frequency (MHz)	Minimum 99% OBW (MHz)	Maximum Conducted Output Power (dBm)					Limit (dBm)	Margin (dB)	Gain (dBi)	EIRP (dBm)	EIRP Limit (dBm)	EIRP Margin (dB)
		A	B	C	D	Σ						
5260	16.560	18.58	-	-	-	18.58	23.19	-4.61	7.10	25.68	29.19	-3.51
5300	16.560	18.39	-	-	-	18.39	23.19	-4.80	7.10	25.49	29.19	-3.70
5320	16.620	18.41	-	-	-	18.41	23.21	-4.80	7.10	25.51	29.21	-3.70

Table 272 - ISED Maximum Conducted (average) Output Power Results



Test Configuration			
Frequency Range:	5.250-5.350 GHz	Band:	U-NII-2A
Limit Clause(s):	15.407 (a)(2) RSS-247 6.2.2.1	Test Method(s):	C63.10 12.4.3.2
Additional Reference(s):	-		

DUT Configuration			
Mode:	802.11n HT20	Duty Cycle (%):	96.3
Modulation Coding Scheme:	MCS2	DCCF (dB):	-
Antenna Configuration:	SISO	Peak Antenna Gain (dBi):	7.10
Active Port(s):	A (Core 0)	Active Chain(s):	0

Test Frequency (MHz)	Minimum 26 dB Bandwidth (MHz)	Maximum Conducted Output Power (dBm)					Limit (dBm)	Margin (dB)
		A	B	C	D	Σ		
5260	21.060	18.61	-	-	-	18.61	22.90	-4.29
5300	21.120	18.71	-	-	-	18.71	22.90	-4.19
5320	22.920	18.72	-	-	-	18.72	22.90	-4.18

Table 273 - FCC Maximum Conducted (average) Output Power Results

Test Frequency (MHz)	Minimum 99% OBW (MHz)	Maximum Conducted Output Power (dBm)					Limit (dBm)	Margin (dB)	Gain (dBi)	EIRP (dBm)	EIRP Limit (dBm)	EIRP Margin (dB)
		A	B	C	D	Σ						
5260	17.700	18.61	-	-	-	18.61	23.48	-4.87	7.10	25.71	29.48	-3.77
5300	17.700	18.71	-	-	-	18.71	23.48	-4.77	7.10	25.81	29.48	-3.67
5320	17.820	18.72	-	-	-	18.72	23.51	-4.79	7.10	25.82	29.51	-3.69

Table 274 - ISED Maximum Conducted (average) Output Power Results



Test Configuration			
Frequency Range:	5.250-5.350 GHz	Band:	U-NII-2A
Limit Clause(s):	15.407 (a)(2) RSS-247 6.2.2.1	Test Method(s):	C63.10 12.4.3.2
Additional Reference(s):	-		

DUT Configuration			
Mode:	802.11n HT40	Duty Cycle (%):	84.5
Modulation Coding Scheme:	MCS2	DCCF (dB):	-
Antenna Configuration:	SISO	Peak Antenna Gain (dBi):	7.10
Active Port(s):	A (Core 0)	Active Chain(s):	0

Test Frequency (MHz)	Minimum 26 dB Bandwidth (MHz)	Maximum Conducted Output Power (dBm)					Limit (dBm)	Margin (dB)
		A	B	C	D	Σ		
5270	42.120	20.34	-	-	-	20.34	22.90	-2.56
5310	42.840	14.86	-	-	-	14.86	22.90	-8.04

Table 275 - FCC Maximum Conducted (average) Output Power Results

Test Frequency (MHz)	Minimum 99% OBW (MHz)	Maximum Conducted Output Power (dBm)					Limit (dBm)	Margin (dB)	Gain (dBi)	EIRP (dBm)	EIRP Limit (dBm)	EIRP Margin (dB)
		A	B	C	D	Σ						
5270	36.480	20.34	-	-	-	20.34	24.00	-3.66	7.10	27.44	30.00	-2.56
5310	36.600	14.86	-	-	-	14.86	24.00	-9.14	7.10	21.96	30.00	-8.04

Table 276 - ISED Maximum Conducted (average) Output Power Results



Test Configuration			
Frequency Range:	5.250-5.350 GHz	Band:	U-NII-2A
Limit Clause(s):	15.407 (a)(2) RSS-247 6.2.2.1	Test Method(s):	C63.10 12.4.3.2
Additional Reference(s):	-		

DUT Configuration			
Mode:	802.11ac VHT80	Duty Cycle (%):	85.5
Modulation Coding Scheme:	MCS2x1	DCCF (dB):	-
Antenna Configuration:	SISO	Peak Antenna Gain (dBi):	7.10
Active Port(s):	A (Core 0)	Active Chain(s):	0

Test Frequency (MHz)	Minimum 26 dB Bandwidth (MHz)	Maximum Conducted Output Power (dBm)					Limit (dBm)	Margin (dB)
		A	B	C	D	Σ		
5290	83.380	13.68	-	-	-	13.68	22.90	-9.22

Table 277 - FCC Maximum Conducted (average) Output Power Results

Test Frequency (MHz)	Minimum 99% OBW (MHz)	Maximum Conducted Output Power (dBm)					Limit (dBm)	Margin (dB)	Gain (dBi)	EIRP (dBm)	EIRP Limit (dBm)	EIRP Margin (dB)
		A	B	C	D	Σ						
5290	75.680	13.68	-	-	-	13.68	24.00	-10.32	7.10	20.78	30.00	-9.22

Table 278 - ISED Maximum Conducted (average) Output Power Results



Test Configuration			
Frequency Range:	5.250-5.350 GHz	Band:	U-NII-2A
Limit Clause(s):	15.407 (a)(2)	Test Method(s):	C63.10 12.4.2.4
Additional Reference(s):	-		
Note(s):	Straddle channel power was measured using the appropriate SA test method. DCCF was added to the spectrum analyser reference level offset.		

DUT Configuration			
Mode:	802.11ac VHT160	Duty Cycle (%):	84.1
Modulation Coding Scheme:	MCS2x1	DCCF (dB):	0.75
Antenna Configuration:	SISO	Peak Antenna Gain (dBi):	7.10
Active Port(s):	A (Core 0)	Active Chain(s):	0

Test Frequency (MHz)	Minimum 26 dB Bandwidth (MHz)	Maximum Conducted Output Power (dBm)					Limit (dBm)	Margin (dB)
		A	B	C	D	Σ		
5250	83.160	9.47	-	-	-	9.47	22.90	-13.43

Table 279 - FCC Maximum Conducted (average) Output Power Results

Test Configuration			
Frequency Range:	5.250-5.350 GHz	Band:	U-NII-2A
Limit Clause(s):	RSS-247 6.2.2.1	Test Method(s):	C63.10 12.4.2.4
Additional Reference(s):	-		
Note(s):	Straddle channel power was measured using the appropriate SA test method. DCCF was added to the spectrum analyser reference level offset.		

DUT Configuration			
Mode:	802.11ac VHT160	Duty Cycle (%):	84.1
Modulation Coding Scheme:	MCS2x1	DCCF (dB):	0.75
Antenna Configuration:	SISO	Peak Antenna Gain (dBi):	7.10
Active Port(s):	A (Core 0)	Active Chain(s):	0

Test Frequency (MHz)	Minimum 99% OBW (MHz)	Maximum Conducted Output Power (dBm)					Limit (dBm)	Margin (dB)	Gain (dBi)	EIRP (dBm)	EIRP Limit (dBm)	EIRP Margin (dB)
		A	B	C	D	Σ						
5250	77.280	9.44	-	-	-	9.44	24.00	-14.56	7.10	16.54	30.00	-13.46

Table 280 - ISED Maximum Conducted (average) Output Power Results



Test Configuration			
Frequency Range:	5.250-5.350 GHz	Band:	U-NII-2A
Limit Clause(s):	15.407 (a)(2) RSS-247 6.2.2.1	Test Method(s):	C63.10 12.4.3.2
Additional Reference(s):	-		

DUT Configuration			
Mode:	802.11ax HE20 SU	Duty Cycle (%):	95.8
Modulation Coding Scheme:	MCS2x1	DCCF (dB):	-
Antenna Configuration:	SISO	Peak Antenna Gain (dBi):	7.10
Active Port(s):	A (Core 0)	Active Chain(s):	0

Test Frequency (MHz)	Minimum 26 dB Bandwidth (MHz)	Maximum Conducted Output Power (dBm)					Limit (dBm)	Margin (dB)
		A	B	C	D	Σ		
5260	20.940	18.43	-	-	-	18.43	22.90	-4.47
5300	21.060	18.73	-	-	-	18.73	22.90	-4.17
5320	22.200	18.11	-	-	-	18.11	22.90	-4.79

Table 281 - FCC Maximum Conducted (average) Output Power Results

Test Frequency (MHz)	Minimum 99% OBW (MHz)	Maximum Conducted Output Power (dBm)					Limit (dBm)	Margin (dB)	Gain (dBi)	EIRP (dBm)	EIRP Limit (dBm)	EIRP Margin (dB)
		A	B	C	D	Σ						
5260	18.900	18.43	-	-	-	18.43	23.76	-5.33	7.10	25.53	29.76	-4.23
5300	18.840	18.73	-	-	-	18.73	23.75	-5.02	7.10	25.83	29.75	-3.92
5320	19.020	18.11	-	-	-	18.11	23.79	-5.69	7.10	25.21	29.79	-4.59

Table 282 - ISED Maximum Conducted (average) Output Power Results



Test Configuration			
Frequency Range:	5.250-5.350 GHz	Band:	U-NII-2A
Limit Clause(s):	15.407 (a)(2) RSS-247 6.2.2.1	Test Method(s):	C63.10 12.4.3.2
Additional Reference(s):	-		

DUT Configuration			
Mode:	802.11ax HE40 SU	Duty Cycle (%):	89.8
Modulation Coding Scheme:	MCS2x1	DCCF (dB):	-
Antenna Configuration:	SISO	Peak Antenna Gain (dBi):	7.10
Active Port(s):	A (Core 0)	Active Chain(s):	0

Test Frequency (MHz)	Minimum 26 dB Bandwidth (MHz)	Maximum Conducted Output Power (dBm)					Limit (dBm)	Margin (dB)
		A	B	C	D	Σ		
5270	42.000	20.24	-	-	-	20.24	22.90	-2.66
5310	44.040	13.90	-	-	-	13.90	22.90	-9.00

Table 283 - FCC Maximum Conducted (average) Output Power Results

Test Frequency (MHz)	Minimum 99% OBW (MHz)	Maximum Conducted Output Power (dBm)					Limit (dBm)	Margin (dB)	Gain (dBi)	EIRP (dBm)	EIRP Limit (dBm)	EIRP Margin (dB)
		A	B	C	D	Σ						
5270	37.920	20.24	-	-	-	20.24	24.00	-3.76	7.10	27.34	30.00	-2.66
5310	37.920	13.90	-	-	-	13.90	24.00	-10.10	7.10	21.00	30.00	-9.00

Table 284 - ISED Maximum Conducted (average) Output Power Results



Test Configuration			
Frequency Range:	5.250-5.350 GHz	Band:	U-NII-2A
Limit Clause(s):	15.407 (a)(2) RSS-247 6.2.2.1	Test Method(s):	C63.10 12.4.3.2
Additional Reference(s):	-		

DUT Configuration			
Mode:	802.11ax HE80 SU	Duty Cycle (%):	94.0
Modulation Coding Scheme:	MCS2x1	DCCF (dB):	-
Antenna Configuration:	SISO	Peak Antenna Gain (dBi):	7.10
Active Port(s):	A (Core 0)	Active Chain(s):	0

Test Frequency (MHz)	Minimum 26 dB Bandwidth (MHz)	Maximum Conducted Output Power (dBm)					Limit (dBm)	Margin (dB)
		A	B	C	D	Σ		
5290	83.380	12.95	-	-	-	12.95	22.90	-9.95

Table 285 - FCC Maximum Conducted (average) Output Power Results

Test Frequency (MHz)	Minimum 99% OBW (MHz)	Maximum Conducted Output Power (dBm)					Limit (dBm)	Margin (dB)	Gain (dBi)	EIRP (dBm)	EIRP Limit (dBm)	EIRP Margin (dB)
		A	B	C	D	Σ						
5290	77.000	12.95	-	-	-	12.95	24.00	-11.05	7.10	20.05	30.00	-9.95

Table 286 - ISED Maximum Conducted (average) Output Power Results



Test Configuration			
Frequency Range:	5.250-5.350 GHz	Band:	U-NII-2A
Limit Clause(s):	15.407 (a)(2)	Test Method(s):	C63.10 12.4.2.4
Additional Reference(s):	-		
Note(s):	Straddle channel power was measured using the appropriate SA test method. DCCF was added to the spectrum analyser reference level offset.		

DUT Configuration			
Mode:	802.11ax HE160 SU	Duty Cycle (%):	92.7
Modulation Coding Scheme:	MCS2x1	DCCF (dB):	0.33
Antenna Configuration:	SISO	Peak Antenna Gain (dBi):	7.10
Active Port(s):	A (Core 0)	Active Chain(s):	0

Test Frequency (MHz)	Minimum 26 dB Bandwidth (MHz)	Maximum Conducted Output Power (dBm)					Limit (dBm)	Margin (dB)
		A	B	C	D	Σ		
5250	83.160	9.70	-	-	-	9.70	22.90	-13.20

Table 287 - FCC Maximum Conducted (average) Output Power Results

Test Configuration			
Frequency Range:	5.250-5.350 GHz	Band:	U-NII-2A
Limit Clause(s):	RSS-247 6.2.2.1	Test Method(s):	C63.10 12.4.2.4
Additional Reference(s):	-		
Note(s):	Straddle channel power was measured using the appropriate SA test method. DCCF was added to the spectrum analyser reference level offset.		

DUT Configuration			
Mode:	802.11ax HE160 SU	Duty Cycle (%):	92.7
Modulation Coding Scheme:	MCS2x1	DCCF (dB):	0.33
Antenna Configuration:	SISO	Peak Antenna Gain (dBi):	7.10
Active Port(s):	A (Core 0)	Active Chain(s):	0

Test Frequency (MHz)	Minimum 99% OBW (MHz)	Maximum Conducted Output Power (dBm)					Limit (dBm)	Margin (dB)	Gain (dBi)	EIRP (dBm)	EIRP Limit (dBm)	EIRP Margin (dB)
		A	B	C	D	Σ						
5250	77.700	9.63	-	-	-	9.63	24.00	-14.37	7.10	16.73	30.00	-13.27

Table 288 - ISED Maximum Conducted (average) Output Power Results



Test Configuration			
Frequency Range:	5.470-5.725 GHz	Band:	U-NII-2C
Limit Clause(s):	15.407 (a)(2) RSS-247 6.2.3.1	Test Method(s):	C63.10 12.4.2.4 C63.10 12.4.3.2
Additional Reference(s):	-		
Note(s):	Straddle channel power was measured using the appropriate SA test method. DCCF was added to the spectrum analyser reference level offset.		

DUT Configuration			
Mode:	802.11a	Duty Cycle (%):	97.5
Data Rate:	12 Mbps	DCCF (dB):	0.11
Antenna Configuration:	SISO	Peak Antenna Gain (dBi):	3.70
Active Port(s):	A (Core 0)	Active Chain(s):	0

Test Frequency (MHz)	Minimum 26 dB Bandwidth (MHz)	Maximum Conducted Output Power (dBm)					Limit (dBm)	Margin (dB)
		A	B	C	D	Σ		
5500	21.660	19.93	-	-	-	19.93	24.00	-4.07
5580	20.880	19.82	-	-	-	19.82	24.00	-4.18
5700	21.480	18.30	-	-	-	18.30	24.00	-5.70
5720	15.440	19.17	-	-	-	19.17	22.89	-3.72

Table 289 - FCC Maximum Conducted (average) Output Power Results

Test Frequency (MHz)	Minimum 99% OBW (MHz)	Maximum Conducted Output Power (dBm)					Limit (dBm)	Margin (dB)	Gain (dBi)	EIRP (dBm)	EIRP Limit (dBm)	EIRP Margin (dB)
		A	B	C	D	Σ						
5500	16.680	19.93	-	-	-	19.93	23.22	-3.30	3.70	23.63	29.22	-5.60
5580	16.560	19.82	-	-	-	19.82	23.19	-3.37	3.70	23.52	29.19	-5.67
5700	16.620	18.30	-	-	-	18.30	23.21	-4.90	3.70	22.00	29.21	-7.20
5720	13.160	19.17	-	-	-	19.17	22.19	-3.03	3.70	22.87	28.19	-5.33

Table 290 - ISED Maximum Conducted (average) Output Power Results



Test Configuration			
Frequency Range:	5.470-5.725 GHz	Band:	U-NII-2C
Limit Clause(s):	15.407 (a)(2) RSS-247 6.2.3.1	Test Method(s):	C63.10 12.4.2.4 C63.10 12.4.3.2
Additional Reference(s):	-		
Note(s):	Straddle channel power was measured using the appropriate SA test method. DCCF was added to the spectrum analyser reference level offset.		

DUT Configuration			
Mode:	802.11n HT20	Duty Cycle (%):	95.8
Modulation Coding Scheme:	MCS2	DCCF (dB):	0.18
Antenna Configuration:	SISO	Peak Antenna Gain (dBi):	3.70
Active Port(s):	A (Core 0)	Active Chain(s):	0

Test Frequency (MHz)	Minimum 26 dB Bandwidth (MHz)	Maximum Conducted Output Power (dBm)					Limit (dBm)	Margin (dB)
		A	B	C	D	Σ		
5500	25.380	19.84	-	-	-	19.84	24.00	-4.16
5580	21.240	19.79	-	-	-	19.79	24.00	-4.21
5700	22.740	16.63	-	-	-	16.63	24.00	-7.37
5720	15.500	19.00	-	-	-	19.00	22.90	-3.91

Table 291 - FCC Maximum Conducted (average) Output Power Results

Test Frequency (MHz)	Minimum 99% OBW (MHz)	Maximum Conducted Output Power (dBm)					Limit (dBm)	Margin (dB)	Gain (dBi)	EIRP (dBm)	EIRP Limit (dBm)	EIRP Margin (dB)
		A	B	C	D	Σ						
5500	17.820	19.84	-	-	-	19.84	23.51	-3.67	3.70	23.54	29.51	-5.97
5580	17.700	19.79	-	-	-	19.79	23.48	-3.69	3.70	23.49	29.48	-5.99
5700	17.820	16.63	-	-	-	16.63	23.51	-6.88	3.70	20.33	29.51	-9.18
5720	13.760	19.00	-	-	-	19.00	22.39	-3.39	3.70	22.70	28.39	-5.69

Table 292 - ISED Maximum Conducted (average) Output Power Results



Test Configuration			
Frequency Range:	5.470-5.725 GHz	Band:	U-NII-2C
Limit Clause(s):	15.407 (a)(2) RSS-247 6.2.3.1	Test Method(s):	C63.10 12.4.2.4 C63.10 12.4.3.2
Additional Reference(s):	-		
Note(s):	Straddle channel power was measured using the appropriate SA test method. DCCF was added to the spectrum analyser reference level offset.		

DUT Configuration			
Mode:	802.11n HT40	Duty Cycle (%):	83.4
Modulation Coding Scheme:	MCS2	DCCF (dB):	0.79
Antenna Configuration:	SISO	Peak Antenna Gain (dBi):	3.70
Active Port(s):	A (Core 0)	Active Chain(s):	0

Test Frequency (MHz)	Minimum 26 dB Bandwidth (MHz)	Maximum Conducted Output Power (dBm)					Limit (dBm)	Margin (dB)
		A	B	C	D	Σ		
5510	43.080	18.13	-	-	-	18.13	24.00	-5.87
5550	42.840	21.16	-	-	-	21.16	24.00	-2.84
5670	46.560	20.63	-	-	-	20.63	24.00	-3.37
5710	36.240	20.86	-	-	-	20.86	24.00	-3.14

Table 293 - FCC Maximum Conducted (average) Output Power Results

Test Frequency (MHz)	Minimum 99% OBW (MHz)	Maximum Conducted Output Power (dBm)					Limit (dBm)	Margin (dB)	Gain (dBi)	EIRP (dBm)	EIRP Limit (dBm)	EIRP Margin (dB)
		A	B	C	D	Σ						
5510	36.600	18.13	-	-	-	18.13	24.00	-5.87	3.70	21.83	30.00	-8.17
5550	36.600	21.16	-	-	-	21.16	24.00	-2.84	3.70	24.86	30.00	-5.14
5670	36.720	20.63	-	-	-	20.63	24.00	-3.37	3.70	24.33	30.00	-5.67
5710	33.000	20.86	-	-	-	20.86	24.00	-3.14	3.70	24.56	30.00	-5.44

Table 294 - ISED Maximum Conducted (average) Output Power Results



Test Configuration			
Frequency Range:	5.470-5.725 GHz	Band:	U-NII-2C
Limit Clause(s):	15.407 (a)(2) RSS-247 6.2.3.1	Test Method(s):	C63.10 12.4.2.4 C63.10 12.4.3.2
Additional Reference(s):	-		
Note(s):	Straddle channel power was measured using the appropriate SA test method. DCCF was added to the spectrum analyser reference level offset.		

DUT Configuration			
Mode:	802.11ac VHT80	Duty Cycle (%):	88.4
Modulation Coding Scheme:	MCS2x1	DCCF (dB):	0.53
Antenna Configuration:	SISO	Peak Antenna Gain (dBi):	3.70
Active Port(s):	A (Core 0)	Active Chain(s):	0

Test Frequency (MHz)	Minimum 26 dB Bandwidth (MHz)	Maximum Conducted Output Power (dBm)					Limit (dBm)	Margin (dB)
		A	B	C	D	Σ		
5530	87.120	16.66	-	-	-	16.66	24.00	-7.34
5610	93.060	20.50	-	-	-	20.50	24.00	-3.50
5690	76.360	20.95	-	-	-	20.95	24.00	-3.05

Table 295 - FCC Maximum Conducted (average) Output Power Results

Test Frequency (MHz)	Minimum 99% OBW (MHz)	Maximum Conducted Output Power (dBm)					Limit (dBm)	Margin (dB)	Gain (dBi)	EIRP (dBm)	EIRP Limit (dBm)	EIRP Margin (dB)
		A	B	C	D	Σ						
5530	75.680	16.66	-	-	-	16.66	24.00	-7.34	3.70	20.36	30.00	-9.64
5690	72.180	20.95	-	-	-	20.95	24.00	-3.05	3.70	24.65	30.00	-5.35

Table 296 - ISED Maximum Conducted (average) Output Power Results



Test Configuration			
Frequency Range:	5.470-5.725 GHz	Band:	U-NII-2C
Limit Clause(s):	15.407 (a)(2) RSS-247 6.2.3.1	Test Method(s):	C63.10 12.4.3.2
Additional Reference(s):	-		

DUT Configuration			
Mode:	802.11ac VHT160	Duty Cycle (%):	74.4
Modulation Coding Scheme:	MCS2x1	DCCF (dB):	-
Antenna Configuration:	SISO	Peak Antenna Gain (dBi):	3.70
Active Port(s):	A (Core 0)	Active Chain(s):	0

Test Frequency (MHz)	Minimum 26 dB Bandwidth (MHz)	Maximum Conducted Output Power (dBm)					Limit (dBm)	Margin (dB)
		A	B	C	D	Σ		
5570	165.900	12.82	-	-	-	12.82	24.00	-11.18

Table 297 - FCC Maximum Conducted (average) Output Power Results



Test Configuration			
Frequency Range:	5.470-5.725 GHz	Band:	U-NII-2C
Limit Clause(s):	15.407 (a)(2) RSS-247 6.2.3.1	Test Method(s):	C63.10 12.4.2.4 C63.10 12.4.3.2
Additional Reference(s):	-		
Note(s):	Straddle channel power was measured using the appropriate SA test method. DCCF was added to the spectrum analyser reference level offset.		

DUT Configuration			
Mode:	802.11ax HE20 SU	Duty Cycle (%):	95.7
Modulation Coding Scheme:	MCS2x1	DCCF (dB):	0.19
Antenna Configuration:	SISO	Peak Antenna Gain (dBi):	3.70
Active Port(s):	A (Core 0)	Active Chain(s):	0

Test Frequency (MHz)	Minimum 26 dB Bandwidth (MHz)	Maximum Conducted Output Power (dBm)					Limit (dBm)	Margin (dB)
		A	B	C	D	Σ		
5500	24.240	19.11	-	-	-	19.11	24.00	-4.89
5580	21.000	19.83	-	-	-	19.83	24.00	-4.17
5700	21.840	13.57	-	-	-	13.57	24.00	-10.43
5720	15.620	18.72	-	-	-	18.72	22.94	-4.22

Table 298 - FCC Maximum Conducted (average) Output Power Results

Test Frequency (MHz)	Minimum 99% OBW (MHz)	Maximum Conducted Output Power (dBm)					Limit (dBm)	Margin (dB)	Gain (dBi)	EIRP (dBm)	EIRP Limit (dBm)	EIRP Margin (dB)
		A	B	C	D	Σ						
5500	19.020	19.11	-	-	-	19.11	23.79	-4.69	3.70	22.81	29.79	-6.99
5580	18.900	19.83	-	-	-	19.83	23.76	-3.94	3.70	23.53	29.76	-6.24
5700	19.020	13.57	-	-	-	13.57	23.79	-10.22	3.70	17.27	29.79	-12.52
5720	14.360	18.72	-	-	-	18.72	22.57	-3.85	3.70	22.42	28.57	-6.15

Table 299 - ISED Maximum Conducted (average) Output Power Results



Test Configuration			
Frequency Range:	5.470-5.725 GHz	Band:	U-NII-2C
Limit Clause(s):	15.407 (a)(2) RSS-247 6.2.3.1	Test Method(s):	C63.10 12.4.2.4 C63.10 12.4.3.2
Additional Reference(s):	-		
Note(s):	Straddle channel power was measured using the appropriate SA test method. DCCF was added to the spectrum analyser reference level offset.		

DUT Configuration			
Mode:	802.11ax HE40 SU	Duty Cycle (%):	89.5
Modulation Coding Scheme:	MCS2x1	DCCF (dB):	0.48
Antenna Configuration:	SISO	Peak Antenna Gain (dBi):	3.70
Active Port(s):	A (Core 0)	Active Chain(s):	0

Test Frequency (MHz)	Minimum 26 dB Bandwidth (MHz)	Maximum Conducted Output Power (dBm)					Limit (dBm)	Margin (dB)
		A	B	C	D	Σ		
5510	42.960	17.15	-	-	-	17.15	24.00	-6.85
5590	41.760	21.19	-	-	-	21.19	24.00	-2.81
5670	46.200	18.56	-	-	-	18.56	24.00	-5.44
5710	36.480	20.90	-	-	-	20.90	24.00	-3.10

Table 300 - FCC Maximum Conducted (average) Output Power Results

Test Frequency (MHz)	Minimum 99% OBW (MHz)	Maximum Conducted Output Power (dBm)					Limit (dBm)	Margin (dB)	Gain (dBi)	EIRP (dBm)	EIRP Limit (dBm)	EIRP Margin (dB)
		A	B	C	D	Σ						
5510	37.920	17.15	-	-	-	17.15	24.00	-6.85	3.70	20.85	30.00	-9.15
5550	37.800	20.42	-	-	-	20.42	24.00	-3.58	3.70	24.12	30.00	-5.88
5670	37.920	18.56	-	-	-	18.56	24.00	-5.44	3.70	22.26	30.00	-7.74
5710	33.720	20.90	-	-	-	20.90	24.00	-3.10	3.70	24.60	30.00	-5.40

Table 301 - ISED Maximum Conducted (average) Output Power Results



Test Configuration			
Frequency Range:	5.470-5.725 GHz	Band:	U-NII-2C
Limit Clause(s):	15.407 (a)(2) RSS-247 6.2.3.1	Test Method(s):	C63.10 12.4.2.4 C63.10 12.4.3.2
Additional Reference(s):	-		
Note(s):	Straddle channel power was measured using the appropriate SA test method. DCCF was added to the spectrum analyser reference level offset.		

DUT Configuration			
Mode:	802.11ax HE80 SU	Duty Cycle (%):	94.9
Modulation Coding Scheme:	MCS2x1	DCCF (dB):	0.23
Antenna Configuration:	SISO	Peak Antenna Gain (dBi):	3.70
Active Port(s):	A (Core 0)	Active Chain(s):	0

Test Frequency (MHz)	Minimum 26 dB Bandwidth (MHz)	Maximum Conducted Output Power (dBm)					Limit (dBm)	Margin (dB)
		A	B	C	D	Σ		
5530	83.380	15.63	-	-	-	15.63	24.00	-8.37
5610	90.640	20.39	-	-	-	20.39	24.00	-3.61
5690	76.140	21.19	-	-	-	21.19	24.00	-2.81

Table 302 - FCC Maximum Conducted (average) Output Power Results

Test Frequency (MHz)	Minimum 99% OBW (MHz)	Maximum Conducted Output Power (dBm)					Limit (dBm)	Margin (dB)	Gain (dBi)	EIRP (dBm)	EIRP Limit (dBm)	EIRP Margin (dB)
		A	B	C	D	Σ						
5530	77.000	15.63	-	-	-	15.63	24.00	-8.37	3.70	19.33	30.00	-10.67
5690	72.840	21.19	-	-	-	21.19	24.00	-2.81	3.70	24.89	30.00	-5.11

Table 303 - ISED Maximum Conducted (average) Output Power Results



Test Configuration			
Frequency Range:	5.470-5.725 GHz	Band:	U-NII-2C
Limit Clause(s):	15.407 (a)(2) RSS-247 6.2.3.1	Test Method(s):	C63.10 12.4.3.2
Additional Reference(s):	-		

DUT Configuration			
Mode:	802.11ax HE160 SU	Duty Cycle (%):	86.9
Modulation Coding Scheme:	MCS2x1	DCCF (dB):	-
Antenna Configuration:	SISO	Peak Antenna Gain (dBi):	3.70
Active Port(s):	A (Core 0)	Active Chain(s):	0

Test Frequency (MHz)	Minimum 26 dB Bandwidth (MHz)	Maximum Conducted Output Power (dBm)					Limit (dBm)	Margin (dB)
		A	B	C	D	Σ		
5570	165.480	12.82	-	-	-	12.82	24.00	-11.18

Table 304 - FCC Maximum Conducted (average) Output Power Results

Test Configuration			
Frequency Range:	5.725-5.850 GHz	Band:	U-NII-3
Limit Clause(s):	15.407 (a)(3) RSS-247 6.2.4.1	Test Method(s):	C63.10 12.4.2.4 C63.10 12.4.3.2
Additional Reference(s):	-		
Note(s):	Straddle channel power was measured using the appropriate SA test method. DCCF was added to the spectrum analyser reference level offset.		

DUT Configuration			
Mode:	802.11a	Duty Cycle (%):	97.6
Data Rate:	12 Mbps	DCCF (dB):	0.10
Antenna Configuration:	SISO	Peak Antenna Gain (dBi):	4.20
Active Port(s):	B (Core 1)	Active Chain(s):	1

Test Frequency (MHz)	Maximum Conducted Output Power (dBm)					Limit (dBm)	Margin (dB)
	A	B	C	D	Σ		
5720	-	11.83	-	-	11.83	30.00	-18.17
5745	-	21.28	-	-	21.28	30.00	-8.72
5785	-	21.38	-	-	21.38	30.00	-8.62
5825	-	21.30	-	-	21.30	30.00	-8.70

Table 305 - Maximum Conducted (average) Output Power Results



Test Configuration			
Frequency Range:	5.725-5.850 GHz	Band:	U-NII-3
Limit Clause(s):	15.407 (a)(3) RSS-247 6.2.4.1	Test Method(s):	C63.10 12.4.2.4 C63.10 12.4.3.2
Additional Reference(s):	-		
Note(s):	Straddle channel power was measured using the appropriate SA test method. DCCF was added to the spectrum analyser reference level offset.		

DUT Configuration			
Mode:	802.11n HT20	Duty Cycle (%):	96.6
Modulation Coding Scheme:	MCS2	DCCF (dB):	0.15
Antenna Configuration:	SISO	Peak Antenna Gain (dBi):	4.20
Active Port(s):	B (Core 1)	Active Chain(s):	1

Test Frequency (MHz)	Maximum Conducted Output Power (dBm)					Limit (dBm)	Margin (dB)
	A	B	C	D	Σ		
5720	-	12.36	-	-	12.36	30.00	-17.64
5745	-	21.39	-	-	21.39	30.00	-8.61
5785	-	21.50	-	-	21.50	30.00	-8.50
5825	-	21.39	-	-	21.39	30.00	-8.61

Table 306 - Maximum Conducted (average) Output Power Results

Test Configuration			
Frequency Range:	5.725-5.850 GHz	Band:	U-NII-3
Limit Clause(s):	15.407 (a)(3) RSS-247 6.2.4.1	Test Method(s):	C63.10 12.4.2.4 C63.10 12.4.3.2
Additional Reference(s):	-		
Note(s):	Straddle channel power was measured using the appropriate SA test method. DCCF was added to the spectrum analyser reference level offset.		

DUT Configuration			
Mode:	802.11n HT40	Duty Cycle (%):	93.9
Modulation Coding Scheme:	MCS2	DCCF (dB):	0.27
Antenna Configuration:	SISO	Peak Antenna Gain (dBi):	4.20
Active Port(s):	B (Core 1)	Active Chain(s):	1

Test Frequency (MHz)	Maximum Conducted Output Power (dBm)					Limit (dBm)	Margin (dB)
	A	B	C	D	Σ		
5710	-	9.39	-	-	9.39	30.00	-20.61
5755	-	21.43	-	-	21.43	30.00	-8.57
5795	-	21.36	-	-	21.36	30.00	-8.64

Table 307 - Maximum Conducted (average) Output Power Results



Test Configuration			
Frequency Range:	5.725-5.850 GHz	Band:	U-NII-3
Limit Clause(s):	15.407 (a)(3) RSS-247 6.2.4.1	Test Method(s):	C63.10 12.4.2.4 C63.10 12.4.3.2
Additional Reference(s):	-		
Note(s):	Straddle channel power was measured using the appropriate SA test method. DCCF was added to the spectrum analyser reference level offset.		

DUT Configuration			
Mode:	802.11ac VHT80	Duty Cycle (%):	89.3
Modulation Coding Scheme:	MCS2x1	DCCF (dB):	0.49
Antenna Configuration:	SISO	Peak Antenna Gain (dBi):	4.20
Active Port(s):	B (Core 1)	Active Chain(s):	1

Test Frequency (MHz)	Maximum Conducted Output Power (dBm)					Limit (dBm)	Margin (dB)
	A	B	C	D	Σ		
5690	-	6.56	-	-	6.56	30.00	-23.44
5775	-	19.45	-	-	19.45	30.00	-10.55

Table 308 - Maximum Conducted (average) Output Power Results

Test Configuration			
Frequency Range:	5.725-5.850 GHz	Band:	U-NII-3
Limit Clause(s):	15.407 (a)(3) RSS-247 6.2.4.1	Test Method(s):	C63.10 12.4.2.4 C63.10 12.4.3.2
Additional Reference(s):	-		
Note(s):	Straddle channel power was measured using the appropriate SA test method. DCCF was added to the spectrum analyser reference level offset.		

DUT Configuration			
Mode:	802.11ax HE20 SU	Duty Cycle (%):	95.9
Modulation Coding Scheme:	MCS2x1	DCCF (dB):	0.18
Antenna Configuration:	SISO	Peak Antenna Gain (dBi):	4.20
Active Port(s):	B (Core 1)	Active Chain(s):	1

Test Frequency (MHz)	Maximum Conducted Output Power (dBm)					Limit (dBm)	Margin (dB)
	A	B	C	D	Σ		
5720	-	12.78	-	-	12.78	30.00	-17.22
5745	-	21.08	-	-	21.08	30.00	-8.92
5785	-	21.50	-	-	21.50	30.00	-8.50
5825	-	21.42	-	-	21.42	30.00	-8.58

Table 309 - Maximum Conducted (average) Output Power Results



Test Configuration			
Frequency Range:	5.725-5.850 GHz	Band:	U-NII-3
Limit Clause(s):	15.407 (a)(3) RSS-247 6.2.4.1	Test Method(s):	C63.10 12.4.2.4 C63.10 12.4.3.2
Additional Reference(s):	-		
Note(s):	Straddle channel power was measured using the appropriate SA test method. DCCF was added to the spectrum analyser reference level offset.		

DUT Configuration			
Mode:	802.11ax HE40 SU	Duty Cycle (%):	95.8
Modulation Coding Scheme:	MCS2x1	DCCF (dB):	0.19
Antenna Configuration:	SISO	Peak Antenna Gain (dBi):	4.20
Active Port(s):	B (Core 1)	Active Chain(s):	1

Test Frequency (MHz)	Maximum Conducted Output Power (dBm)					Limit (dBm)	Margin (dB)
	A	B	C	D	Σ		
5710	-	9.83	-	-	9.83	30.00	-20.17
5755	-	21.34	-	-	21.34	30.00	-8.66
5795	-	21.49	-	-	21.49	30.00	-8.51

Table 310 - Maximum Conducted (average) Output Power Results

Test Configuration			
Frequency Range:	5.725-5.850 GHz	Band:	U-NII-3
Limit Clause(s):	15.407 (a)(3) RSS-247 6.2.4.1	Test Method(s):	C63.10 12.4.2.4 C63.10 12.4.3.2
Additional Reference(s):	-		
Note(s):	Straddle channel power was measured using the appropriate SA test method. DCCF was added to the spectrum analyser reference level offset.		

DUT Configuration			
Mode:	802.11ax HE80 SU	Duty Cycle (%):	95.6
Modulation Coding Scheme:	MCS2x1	DCCF (dB):	0.20
Antenna Configuration:	SISO	Peak Antenna Gain (dBi):	4.20
Active Port(s):	B (Core 1)	Active Chain(s):	1

Test Frequency (MHz)	Maximum Conducted Output Power (dBm)					Limit (dBm)	Margin (dB)
	A	B	C	D	Σ		
5690	-	7.01	-	-	7.01	30.00	-22.99
5775	-	18.99	-	-	18.99	30.00	-11.01

Table 311 - Maximum Conducted (average) Output Power Results



Test Configuration			
Frequency Range:	5.150-5.250 GHz	Band:	U-NII-1
Limit Clause(s):	15.407 (a)(1)(iv)	Test Method(s):	C63.10 12.4.3.2
Additional Reference(s):	-		

DUT Configuration			
Mode:	802.11ax HE20 RU26	Duty Cycle (%):	97.2
Modulation Coding Scheme:	MCS2x1	DCCF (dB):	-
Antenna Configuration:	SISO	Peak Antenna Gain (dBi):	5.90
Active Port(s):	A (Core 0)	Active Chain(s):	0

Test Frequency (MHz)	Maximum Conducted Output Power (dBm)					Limit (dBm)	Margin (dB)
	A	B	C	D	Σ		
5180 (RU26.0)	11.66	-	-	-	11.66	24.00	-12.34
5220 (RU26.0)	11.90	-	-	-	11.90	24.00	-12.10
5240 (RU26.8)	11.89	-	-	-	11.89	24.00	-12.11

Table 312 - FCC Maximum Conducted (average) Output Power Results

Test Configuration			
Frequency Range:	5.150-5.250 GHz	Band:	U-NII-1
Limit Clause(s):	15.407 (a)(1)(iv)	Test Method(s):	C63.10 12.4.3.2
Additional Reference(s):	-		

DUT Configuration			
Mode:	802.11ax HE20 RU52	Duty Cycle (%):	96.9
Modulation Coding Scheme:	MCS2x1	DCCF (dB):	-
Antenna Configuration:	SISO	Peak Antenna Gain (dBi):	5.90
Active Port(s):	A (Core 0)	Active Chain(s):	0

Test Frequency (MHz)	Maximum Conducted Output Power (dBm)					Limit (dBm)	Margin (dB)
	A	B	C	D	Σ		
5180 (RU52.37)	14.87	-	-	-	14.87	24.00	-9.13
5220 (RU52.37)	14.77	-	-	-	14.77	24.00	-9.23
5240 (RU52.40)	14.81	-	-	-	14.81	24.00	-9.19

Table 313 - FCC Maximum Conducted (average) Output Power Results



Test Configuration			
Frequency Range:	5.150-5.250 GHz	Band:	U-NII-1
Limit Clause(s):	15.407 (a)(1)(iv)	Test Method(s):	C63.10 12.4.3.2
Additional Reference(s):	-		

DUT Configuration			
Mode:	802.11ax HE20 RU106	Duty Cycle (%):	97.7
Modulation Coding Scheme:	MCS2x1	DCCF (dB):	-
Antenna Configuration:	SISO	Peak Antenna Gain (dBi):	5.90
Active Port(s):	A (Core 0)	Active Chain(s):	0

Test Frequency (MHz)	Maximum Conducted Output Power (dBm)					Limit (dBm)	Margin (dB)
	A	B	C	D	Σ		
5180 (RU106.53)	15.31	-	-	-	15.31	24.00	-8.69
5220 (RU106.53)	17.79	-	-	-	17.79	24.00	-6.21
5240 (RU106.54)	17.80	-	-	-	17.80	24.00	-6.20

Table 314 - FCC Maximum Conducted (average) Output Power Results

Test Configuration			
Frequency Range:	5.150-5.250 GHz	Band:	U-NII-1
Limit Clause(s):	RSS-247 6.2.1.1	Test Method(s):	C63.10 12.4.3.2
Additional Reference(s):	-		

DUT Configuration			
Mode:	802.11ax HE20 RU26	Duty Cycle (%):	97.1
Modulation Coding Scheme:	MCS2x1	DCCF (dB):	-
Antenna Configuration:	SISO	Peak Antenna Gain (dBi):	5.90
Active Port(s):	A (Core 0)	Active Chain(s):	0

Test Frequency (MHz)	Minimum 99% OBW (MHz)	Maximum Conducted Output Power (dBm)					Gain (dBi)	EIRP (dBm)	EIRP Limit (dBm)	EIRP Margin (dB)
		A	B	C	D	Σ				
5180 (RU26.0)	18.360	4.28	-	-	-	4.28	5.90	10.18	22.64	-12.46
5220 (RU26.0)	18.420	4.49	-	-	-	4.49	5.90	10.39	22.65	-12.26
5240 (RU26.8)	18.300	4.10	-	-	-	4.10	5.90	10.00	22.62	-12.63

Table 315 - ISED Maximum Conducted (average) Output Power Results



Test Configuration			
Frequency Range:	5.150-5.250 GHz	Band:	U-NII-1
Limit Clause(s):	RSS-247 6.2.1.1	Test Method(s):	C63.10 12.4.3.2
Additional Reference(s):	-		

DUT Configuration			
Mode:	802.11ax HE20 RU52	Duty Cycle (%):	97.1
Modulation Coding Scheme:	MCS2x1	DCCF (dB):	-
Antenna Configuration:	SISO	Peak Antenna Gain (dBi):	5.90
Active Port(s):	A (Core 0)	Active Chain(s):	0

Test Frequency (MHz)	Minimum 99% OBW (MHz)	Maximum Conducted Output Power (dBm)					Gain (dBi)	EIRP (dBm)	EIRP Limit (dBm)	EIRP Margin (dB)
		A	B	C	D	Σ				
5180 (RU52.37)	18.180	7.20	-	-	-	7.20	5.90	13.10	22.60	-9.49
5220 (RU52.37)	18.300	7.40	-	-	-	7.40	5.90	13.30	22.62	-9.33
5240 (RU52.40)	18.300	7.36	-	-	-	7.36	5.90	13.26	22.62	-9.36

Table 316 - ISED Maximum Conducted (average) Output Power Results

Test Configuration			
Frequency Range:	5.150-5.250 GHz	Band:	U-NII-1
Limit Clause(s):	RSS-247 6.2.1.1	Test Method(s):	C63.10 12.4.3.2
Additional Reference(s):	-		

DUT Configuration			
Mode:	802.11ax HE20 RU106	Duty Cycle (%):	97.9
Modulation Coding Scheme:	MCS2x1	DCCF (dB):	-
Antenna Configuration:	SISO	Peak Antenna Gain (dBi):	5.90
Active Port(s):	A (Core 0)	Active Chain(s):	0

Test Frequency (MHz)	Minimum 99% OBW (MHz)	Maximum Conducted Output Power (dBm)					Gain (dBi)	EIRP (dBm)	EIRP Limit (dBm)	EIRP Margin (dB)
		A	B	C	D	Σ				
5180 (RU106.53)	18.180	10.30	-	-	-	10.30	5.90	16.20	22.60	-6.40
5220 (RU106.53)	18.240	10.24	-	-	-	10.24	5.90	16.14	22.61	-6.47
5240 (RU106.54)	18.240	10.11	-	-	-	10.11	5.90	16.01	22.61	-6.60

Table 317 - ISED Maximum Conducted (average) Output Power Results



Test Configuration			
Frequency Range:	5.250-5.350 GHz	Band:	U-NII-2A
Limit Clause(s):	15.407 (a)(2) RSS-247 6.2.2.1	Test Method(s):	C63.10 12.4.3.2
Additional Reference(s):	-		

DUT Configuration			
Mode:	802.11ax HE20 RU52	Duty Cycle (%):	97.7
Modulation Coding Scheme:	MCS2x1	DCCF (dB):	-
Antenna Configuration:	SISO	Peak Antenna Gain (dBi):	7.10
Active Port(s):	A (Core 0)	Active Chain(s):	0

Test Frequency (MHz)	Minimum 26 dB Bandwidth (MHz)	Maximum Conducted Output Power (dBm)					Limit (dBm)	Margin (dB)
		A	B	C	D	Σ		
5260 (RU52.37)	19.980	13.65	-	-	-	13.65	22.90	-9.25
5300 (RU52.37)	20.160	13.61	-	-	-	13.61	22.90	-9.29
5320 (RU52.40)	20.040	13.52	-	-	-	13.52	22.90	-9.38

Table 318 - FCC Maximum Conducted (average) Output Power Results

Test Frequency (MHz)	Minimum 99% OBW (MHz)	Maximum Conducted Output Power (dBm)					Limit (dBm)	Margin (dB)	Gain (dBi)	EIRP (dBm)	EIRP Limit (dBm)	EIRP Margin (dB)
		A	B	C	D	Σ						
5260 (RU52.37)	18.180	13.65	-	-	-	13.65	23.60	-9.95	7.10	20.75	29.60	-8.85
5300 (RU52.37)	18.180	13.61	-	-	-	13.61	23.60	-9.99	7.10	20.71	29.60	-8.89
5320 (RU52.40)	18.300	13.52	-	-	-	13.52	23.62	-10.10	7.10	20.62	29.62	-9.00

Table 319 - ISSED Maximum Conducted (average) Output Power Results



Test Configuration			
Frequency Range:	5.250-5.350 GHz	Band:	U-NII-2A
Limit Clause(s):	15.407 (a)(2) RSS-247 6.2.2.1	Test Method(s):	C63.10 12.4.3.2
Additional Reference(s):	-		

DUT Configuration			
Mode:	802.11ax HE20 RU106	Duty Cycle (%):	98.5
Modulation Coding Scheme:	MCS2x1	DCCF (dB):	-
Antenna Configuration:	SISO	Peak Antenna Gain (dBi):	7.10
Active Port(s):	A (Core 0)	Active Chain(s):	0

Test Frequency (MHz)	Minimum 26 dB Bandwidth (MHz)	Maximum Conducted Output Power (dBm)					Limit (dBm)	Margin (dB)
		A	B	C	D	Σ		
5260 (RU106.53)	20.400	16.66	-	-	-	16.66	22.90	-6.24
5300 (RU106.53)	20.460	16.43	-	-	-	16.43	22.90	-6.47
5320 (RU106.54)	20.520	16.06	-	-	-	16.06	22.90	-6.84

Table 320 - FCC Maximum Conducted (average) Output Power Results

Test Frequency (MHz)	Minimum 99% OBW (MHz)	Maximum Conducted Output Power (dBm)					Limit (dBm)	Margin (dB)	Gain (dBi)	EIRP (dBm)	EIRP Limit (dBm)	EIRP Margin (dB)
		A	B	C	D	Σ						
5260 (RU106.53)	18.120	16.66	-	-	-	16.66	23.58	-6.92	7.10	23.76	29.58	-5.82
5300 (RU106.53)	18.240	16.43	-	-	-	16.43	23.61	-7.18	7.10	23.53	29.61	-6.08
5320 (RU106.54)	18.240	16.06	-	-	-	16.06	23.61	-7.55	7.10	23.16	29.61	-6.45

Table 321 - ISED Maximum Conducted (average) Output Power Results



Test Configuration			
Frequency Range:	5.470-5.725 GHz	Band:	U-NII-2C
Limit Clause(s):	15.407 (a)(2) RSS-247 6.2.3.1	Test Method(s):	C63.10 12.4.2.4 C63.10 12.4.3.2
Additional Reference(s):	-		
Note(s):	Straddle channel power was measured using the appropriate SA test method. DCCF was added to the spectrum analyser reference level offset.		

DUT Configuration			
Mode:	802.11ax HE20 RU52	Duty Cycle (%):	97.1
Modulation Coding Scheme:	MCS2x1	DCCF (dB):	0.13
Antenna Configuration:	SISO	Peak Antenna Gain (dBi):	3.70
Active Port(s):	A (Core 0)	Active Chain(s):	0

Test Frequency (MHz)	Minimum 26 dB Bandwidth (MHz)	Maximum Conducted Output Power (dBm)					Limit (dBm)	Margin (dB)
		A	B	C	D	Σ		
5500 (RU52.37)	20.040	14.86	-	-	-	14.86	24.00	-9.14
5580 (RU52.37)	20.160	14.63	-	-	-	14.63	24.00	-9.37
5700 (RU52.40)	20.040	8.99	-	-	-	8.99	24.00	-15.01
5720 (RU52.39)	14.360	14.02	-	-	-	14.02	22.57	-8.55

Table 322 - FCC Maximum Conducted (average) Output Power Results

Test Frequency (MHz)	Minimum 99% OBW (MHz)	Maximum Conducted Output Power (dBm)					Limit (dBm)	Margin (dB)	Gain (dBi)	EIRP (dBm)	EIRP Limit (dBm)	EIRP Margin (dB)
		A	B	C	D	Σ						
5500 (RU52.37)	18.180	14.86	-	-	-	14.86	23.60	-8.74	3.70	18.56	29.60	-11.04
5580 (RU52.37)	18.180	14.63	-	-	-	14.63	23.60	-8.97	3.70	18.33	29.60	-11.27
5700 (RU52.40)	18.300	8.99	-	-	-	8.99	23.62	-14.64	3.70	12.69	29.62	-16.94
5720 (RU52.39)	13.280	14.02	-	-	-	14.02	22.23	-8.21	3.70	17.72	28.23	-10.51

Table 323 - ISED Maximum Conducted (average) Output Power Results



Test Configuration			
Frequency Range:	5.470-5.725 GHz	Band:	U-NII-2C
Limit Clause(s):	15.407 (a)(2) RSS-247 6.2.3.1	Test Method(s):	C63.10 12.4.2.4 C63.10 12.4.3.2
Additional Reference(s):	-		
Note(s):	Straddle channel power was measured using the appropriate SA test method. DCCF was added to the spectrum analyser reference level offset.		

DUT Configuration			
Mode:	802.11ax HE20 RU106	Duty Cycle (%):	97.7
Modulation Coding Scheme:	MCS2x1	DCCF (dB):	0.10
Antenna Configuration:	SISO	Peak Antenna Gain (dBi):	3.70
Active Port(s):	A (Core 0)	Active Chain(s):	0

Test Frequency (MHz)	Minimum 26 dB Bandwidth (MHz)	Maximum Conducted Output Power (dBm)					Limit (dBm)	Margin (dB)
		A	B	C	D	Σ		
5500 (RU106.53)	20.400	15.10	-	-	-	15.10	24.00	-8.90
5580 (RU106.53)	20.460	17.84	-	-	-	17.84	24.00	-6.16
5700 (RU106.54)	20.760	14.61	-	-	-	14.61	24.00	-9.39
5720 (RU106.53)	15.620	17.62	-	-	-	17.62	22.94	-5.31

Table 324 - FCC Maximum Conducted (average) Output Power Results

Test Frequency (MHz)	Minimum 99% OBW (MHz)	Maximum Conducted Output Power (dBm)					Limit (dBm)	Margin (dB)	Gain (dBi)	EIRP (dBm)	EIRP Limit (dBm)	EIRP Margin (dB)
		A	B	C	D	Σ						
5500 (RU106.53)	18.120	15.10	-	-	-	15.10	23.58	-8.49	3.70	18.80	29.58	-10.79
5580 (RU106.53)	18.120	17.84	-	-	-	17.84	23.58	-5.74	3.70	21.54	29.58	-8.04
5700 (RU106.54)	18.240	14.61	-	-	-	14.61	23.61	-9.00	3.70	18.31	29.61	-11.30
5720 (RU106.53)	14.540	17.62	-	-	-	17.62	22.63	-5.00	3.70	21.32	28.63	-7.30

Table 325 - ISED Maximum Conducted (average) Output Power Results



Test Configuration			
Frequency Range:	5.725-5.850 GHz	Band:	U-NII-3
Limit Clause(s):	15.407 (a)(3) RSS-247 6.2.4.1	Test Method(s):	C63.10 12.4.3.2
Additional Reference(s):	-		

DUT Configuration			
Mode:	802.11ax HE20 RU26	Duty Cycle (%):	97.3
Modulation Coding Scheme:	MCS2x1	DCCF (dB):	-
Antenna Configuration:	SISO	Peak Antenna Gain (dBi):	4.20
Active Port(s):	B (Core 1)	Active Chain(s):	1

Test Frequency (MHz)	Maximum Conducted Output Power (dBm)					Limit (dBm)	Margin (dB)
	A	B	C	D	Σ		
5745 (RU26.0)	-	13.39	-	-	13.39	30.00	-16.61
5785 (RU26.0)	-	13.43	-	-	13.43	30.00	-16.57
5825 (RU26.8)	-	13.20	-	-	13.20	30.00	-16.80

Table 326 - Maximum Conducted (average) Output Power Results

Test Configuration			
Frequency Range:	5.725-5.850 GHz	Band:	U-NII-3
Limit Clause(s):	15.407 (a)(3) RSS-247 6.2.4.1	Test Method(s):	C63.10 12.4.2.4 C63.10 12.4.3.2
Additional Reference(s):	-		
Note(s):	Straddle channel power was measured using the appropriate SA test method. DCCF was added to the spectrum analyser reference level offset.		

DUT Configuration			
Mode:	802.11ax HE20 RU52	Duty Cycle (%):	97.0
Modulation Coding Scheme:	MCS2x1	DCCF (dB):	0.13
Antenna Configuration:	SISO	Peak Antenna Gain (dBi):	4.20
Active Port(s):	B (Core 1)	Active Chain(s):	1

Test Frequency (MHz)	Maximum Conducted Output Power (dBm)					Limit (dBm)	Margin (dB)
	A	B	C	D	Σ		
5720 (RU52.40)	-	14.62	-	-	14.62	30.00	-15.38
5745 (RU52.37)	-	16.16	-	-	16.16	30.00	-13.84
5785 (RU52.37)	-	16.34	-	-	16.34	30.00	-13.66
5825 (RU52.40)	-	16.33	-	-	16.33	30.00	-13.67

Table 327 - Maximum Conducted (average) Output Power Results



Test Configuration			
Frequency Range:	5.725-5.850 GHz	Band:	U-NII-3
Limit Clause(s):	15.407 (a)(3) RSS-247 6.2.4.1	Test Method(s):	C63.10 12.4.2.4 C63.10 12.4.3.2
Additional Reference(s):	-		
Note(s):	Straddle channel power was measured using the appropriate SA test method. DCCF was added to the spectrum analyser reference level offset.		

DUT Configuration			
Mode:	802.11ax HE20 RU106	Duty Cycle (%):	97.8
Modulation Coding Scheme:	MCS2x1	DCCF (dB):	0.10
Antenna Configuration:	SISO	Peak Antenna Gain (dBi):	4.20
Active Port(s):	B (Core 1)	Active Chain(s):	1

Test Frequency (MHz)	Maximum Conducted Output Power (dBm)					Limit (dBm)	Margin (dB)
	A	B	C	D	Σ		
5720 (RU106.54)	-	15.10	-	-	15.10	30.00	-14.90
5745 (RU106.53)	-	19.40	-	-	19.40	30.00	-10.60
5785 (RU106.53)	-	19.42	-	-	19.42	30.00	-10.58
5825 (RU106.54)	-	19.25	-	-	19.25	30.00	-10.75

Table 328 - Maximum Conducted (average) Output Power Results



MIMO CDD

Test Configuration			
Frequency Range:	5.150-5.250 GHz	Band:	U-NII-1
Limit Clause(s):	15.407 (a)(1)(iv)	Test Method(s):	C63.10 12.4.3.2
Additional Reference(s):	662911 D01 v02r01 F)2)f)(i), 662911 D01 v02r01 E)1)		

DUT Configuration			
Mode:	802.11n HT20	Duty Cycle (%):	96.4
Modulation Coding Scheme:	MCS2	DCCF (dB):	-
Antenna Configuration:	MIMO CDD	Peak Antenna Gain (dBi):	5.90
Active Port(s):	A+B (Core 0 + Core 1)	Active Chain(s):	0+1

Test Frequency (MHz)	Maximum Conducted Output Power (dBm)					Limit (dBm)	Margin (dB)
	A	B	C	D	Σ		
5180	14.74	15.28	-	-	18.03	24.00	-5.97
5220	14.65	15.22	-	-	17.95	24.00	-6.05
5240	14.75	15.49	-	-	18.15	24.00	-5.85

Table 329 - FCC Maximum Conducted (average) Output Power Results

Test Configuration			
Frequency Range:	5.150-5.250 GHz	Band:	U-NII-1
Limit Clause(s):	15.407 (a)(1)(iv)	Test Method(s):	C63.10 12.4.3.2
Additional Reference(s):	662911 D01 v02r01 F)2)f)(i), 662911 D01 v02r01 E)1)		

DUT Configuration			
Mode:	802.11n HT40	Duty Cycle (%):	93.6
Modulation Coding Scheme:	MCS2	DCCF (dB):	-
Antenna Configuration:	MIMO CDD	Peak Antenna Gain (dBi):	5.90
Active Port(s):	A+B (Core 0 + Core 1)	Active Chain(s):	0+1

Test Frequency (MHz)	Maximum Conducted Output Power (dBm)					Limit (dBm)	Margin (dB)
	A	B	C	D	Σ		
5190	15.01	15.77	-	-	18.42	24.00	-5.58
5230	16.97	17.88	-	-	20.46	24.00	-3.54

Table 330 - FCC Maximum Conducted (average) Output Power Results



Test Configuration			
Frequency Range:	5.150-5.250 GHz	Band:	U-NII-1
Limit Clause(s):	15.407 (a)(1)(iv)	Test Method(s):	C63.10 12.4.3.2
Additional Reference(s):	662911 D01 v02r01 F)2)f(i), 662911 D01 v02r01 E)1)		

DUT Configuration			
Mode:	802.11ac VHT80	Duty Cycle (%):	88.4
Modulation Coding Scheme:	MCS2x1	DCCF (dB):	-
Antenna Configuration:	MIMO CDD	Peak Antenna Gain (dBi):	5.90
Active Port(s):	A+B (Core 0 + Core 1)	Active Chain(s):	0+1

Test Frequency (MHz)	Maximum Conducted Output Power (dBm)					Limit (dBm)	Margin (dB)
	A	B	C	D	Σ		
5210	14.69	15.29	-	-	18.01	24.00	-5.99

Table 331 - FCC Maximum Conducted (average) Output Power Results

Test Configuration			
Frequency Range:	5.150-5.250 GHz	Band:	U-NII-1
Limit Clause(s):	15.407 (a)(1)(iv)	Test Method(s):	C63.10 12.4.2.4
Additional Reference(s):	662911 D01 v02r01 F)2)f(i), 662911 D01 v02r01 E)1)		
Note(s):	Straddle channel power was measured using the appropriate SA test method. DCCF was added to the spectrum analyser reference level offset.		

DUT Configuration			
Mode:	802.11ac VHT160	Duty Cycle (%):	83.9
Modulation Coding Scheme:	MCS2x1	DCCF (dB):	0.76
Antenna Configuration:	MIMO CDD	Peak Antenna Gain (dBi):	5.90
Active Port(s):	A+B (Core 0 + Core 1)	Active Chain(s):	0+1

Test Frequency (MHz)	Maximum Conducted Output Power (dBm)					Limit (dBm)	Margin (dB)
	A	B	C	D	Σ		
5250	5.62	6.46	-	-	9.07	24.00	-14.93

Table 332 - FCC Maximum Conducted (average) Output Power Results



Test Configuration			
Frequency Range:	5.150-5.250 GHz	Band:	U-NII-1
Limit Clause(s):	15.407 (a)(1)(iv)	Test Method(s):	C63.10 12.4.3.2
Additional Reference(s):	662911 D01 v02r01 F)2)f)(i), 662911 D01 v02r01 E)1)		

DUT Configuration			
Mode:	802.11ax HE20 SU	Duty Cycle (%):	95.6
Modulation Coding Scheme:	MCS2x1	DCCF (dB):	-
Antenna Configuration:	MIMO CDD	Peak Antenna Gain (dBi):	5.90
Active Port(s):	A+B (Core 0 + Core 1)	Active Chain(s):	0+1

Test Frequency (MHz)	Maximum Conducted Output Power (dBm)					Limit (dBm)	Margin (dB)
	A	B	C	D	Σ		
5180	14.64	15.17	-	-	17.92	24.00	-6.08
5220	14.94	15.49	-	-	18.23	24.00	-5.77
5240	14.67	15.27	-	-	17.99	24.00	-6.01

Table 333 - FCC Maximum Conducted (average) Output Power Results

Test Configuration			
Frequency Range:	5.150-5.250 GHz	Band:	U-NII-1
Limit Clause(s):	15.407 (a)(1)(iv)	Test Method(s):	C63.10 12.4.3.2
Additional Reference(s):	662911 D01 v02r01 F)2)f)(i), 662911 D01 v02r01 E)1)		

DUT Configuration			
Mode:	802.11ax HE40 SU	Duty Cycle (%):	95.6
Modulation Coding Scheme:	MCS2x1	DCCF (dB):	-
Antenna Configuration:	MIMO CDD	Peak Antenna Gain (dBi):	5.90
Active Port(s):	A+B (Core 0 + Core 1)	Active Chain(s):	0+1

Test Frequency (MHz)	Maximum Conducted Output Power (dBm)					Limit (dBm)	Margin (dB)
	A	B	C	D	Σ		
5190	15.07	15.83	-	-	18.48	24.00	-5.52
5230	17.01	17.88	-	-	20.48	24.00	-3.52

Table 334 - FCC Maximum Conducted (average) Output Power Results



Test Configuration			
Frequency Range:	5.150-5.250 GHz	Band:	U-NII-1
Limit Clause(s):	15.407 (a)(1)(iv)	Test Method(s):	C63.10 12.4.3.2
Additional Reference(s):	662911 D01 v02r01 F)2)f)(i), 662911 D01 v02r01 E)1)		

DUT Configuration			
Mode:	802.11ax HE80 SU	Duty Cycle (%):	95.2
Modulation Coding Scheme:	MCS2x1	DCCF (dB):	-
Antenna Configuration:	MIMO CDD	Peak Antenna Gain (dBi):	5.90
Active Port(s):	A+B (Core 0 + Core 1)	Active Chain(s):	0+1

Test Frequency (MHz)	Maximum Conducted Output Power (dBm)					Limit (dBm)	Margin (dB)
	A	B	C	D	Σ		
5210	14.36	14.68	-	-	17.54	24.00	-6.46

Table 335 - FCC Maximum Conducted (average) Output Power Results

Test Configuration			
Frequency Range:	5.150-5.250 GHz	Band:	U-NII-1
Limit Clause(s):	15.407 (a)(1)(iv)	Test Method(s):	C63.10 12.4.2.4
Additional Reference(s):	662911 D01 v02r01 F)2)f)(i), 662911 D01 v02r01 E)1)		
Note(s):	Straddle channel power was measured using the appropriate SA test method. DCCF was added to the spectrum analyser reference level offset.		

DUT Configuration			
Mode:	802.11ax HE160 SU	Duty Cycle (%):	92.6
Modulation Coding Scheme:	MCS2x1	DCCF (dB):	0.33
Antenna Configuration:	MIMO CDD	Peak Antenna Gain (dBi):	5.90
Active Port(s):	A+B (Core 0 + Core 1)	Active Chain(s):	0+1

Test Frequency (MHz)	Maximum Conducted Output Power (dBm)					Limit (dBm)	Margin (dB)
	A	B	C	D	Σ		
5250	5.85	6.65	-	-	9.28	24.00	-14.72

Table 336 - FCC Maximum Conducted (average) Output Power Results



Test Configuration			
Frequency Range:	5.150-5.250 GHz	Band:	U-NII-1
Limit Clause(s):	RSS-247 6.2.1.1	Test Method(s):	C63.10 12.4.3.2
Additional Reference(s):	662911 D01 v02r01 F)2)f(i), 662911 D01 v02r01 E)1)		

DUT Configuration			
Mode:	802.11n HT20	Duty Cycle (%):	96.6
Modulation Coding Scheme:	MCS2	DCCF (dB):	-
Antenna Configuration:	MIMO CDD	Peak Antenna Gain (dBi):	5.90
Active Port(s):	A+B (Core 0 + Core 1)	Active Chain(s):	0+1

Test Frequency (MHz)	Minimum 99% OBW (MHz)	Maximum Conducted Output Power (dBm)					Gain (dBi)	EIRP (dBm)	EIRP Limit (dBm)	EIRP Margin (dB)
		A	B	C	D	Σ				
5180	17.820	6.64	7.57	-	-	10.14	5.90	16.04	22.51	-6.47
5220	17.700	7.05	7.69	-	-	10.39	5.90	16.29	22.48	-6.19
5240	17.700	7.40	7.94	-	-	10.69	5.90	16.59	22.48	-5.89

Table 337 - ISED Maximum Conducted (average) Output Power Results

Test Configuration			
Frequency Range:	5.150-5.250 GHz	Band:	U-NII-1
Limit Clause(s):	RSS-247 6.2.1.1	Test Method(s):	C63.10 12.4.3.2
Additional Reference(s):	662911 D01 v02r01 F)2)f(i), 662911 D01 v02r01 E)1)		

DUT Configuration			
Mode:	802.11n HT40	Duty Cycle (%):	93.9
Modulation Coding Scheme:	MCS2	DCCF (dB):	-
Antenna Configuration:	MIMO CDD	Peak Antenna Gain (dBi):	5.90
Active Port(s):	A+B (Core 0 + Core 1)	Active Chain(s):	0+1

Test Frequency (MHz)	Minimum 99% OBW (MHz)	Maximum Conducted Output Power (dBm)					Gain (dBi)	EIRP (dBm)	EIRP Limit (dBm)	EIRP Margin (dB)
		A	B	C	D	Σ				
5190	36.480	9.35	10.22	-	-	12.81	5.90	18.71	23.00	-4.29
5230	36.240	9.52	10.09	-	-	12.82	5.90	18.72	23.00	-4.28

Table 338 - ISED Maximum Conducted (average) Output Power Results



Test Configuration			
Frequency Range:	5.150-5.250 GHz	Band:	U-NII-1
Limit Clause(s):	RSS-247 6.2.1.1	Test Method(s):	C63.10 12.4.3.2
Additional Reference(s):	662911 D01 v02r01 F)2)f)(i), 662911 D01 v02r01 E)1)		

DUT Configuration			
Mode:	802.11ac VHT80	Duty Cycle (%):	88.4
Modulation Coding Scheme:	MCS2x1	DCCF (dB):	-
Antenna Configuration:	MIMO CDD	Peak Antenna Gain (dBi):	5.90
Active Port(s):	A+B (Core 0 + Core 1)	Active Chain(s):	0+1

Test Frequency (MHz)	Minimum 99% OBW (MHz)	Maximum Conducted Output Power (dBm)					Gain (dBi)	EIRP (dBm)	EIRP Limit (dBm)	EIRP Margin (dB)
		A	B	C	D	Σ				
5210	75.900	12.02	12.62	-	-	15.34	5.90	21.24	23.00	-1.76

Table 339 - ISED Maximum Conducted (average) Output Power Results

Test Configuration			
Frequency Range:	5.150-5.250 GHz	Band:	U-NII-1
Limit Clause(s):	RSS-247 6.2.1.1	Test Method(s):	C63.10 12.4.2.4
Additional Reference(s):	662911 D01 v02r01 F)2)f)(i), 662911 D01 v02r01 E)1)		
Note(s):	Straddle channel power was measured using the appropriate SA test method. DCCF was added to the spectrum analyser reference level offset.		

DUT Configuration			
Mode:	802.11ac VHT160	Duty Cycle (%):	83.9
Modulation Coding Scheme:	MCS2x1	DCCF (dB):	0.76
Antenna Configuration:	MIMO CDD	Peak Antenna Gain (dBi):	5.90
Active Port(s):	A+B (Core 0 + Core 1)	Active Chain(s):	0+1

Test Frequency (MHz)	Minimum 99% OBW (MHz)	Maximum Conducted Output Power (dBm)					Gain (dBi)	EIRP (dBm)	EIRP Limit (dBm)	EIRP Margin (dB)
		A	B	C	D	Σ				
5250	76.860	5.68	6.49	-	-	9.12	5.90	15.02	23.00	-7.98

Table 340 - ISED Maximum Conducted (average) Output Power Results



Test Configuration			
Frequency Range:	5.150-5.250 GHz	Band:	U-NII-1
Limit Clause(s):	RSS-247 6.2.1.1	Test Method(s):	C63.10 12.4.3.2
Additional Reference(s):	662911 D01 v02r01 F)2)f(i), 662911 D01 v02r01 E)1)		

DUT Configuration			
Mode:	802.11ax HE20 SU	Duty Cycle (%):	95.9
Modulation Coding Scheme:	MCS2x1	DCCF (dB):	-
Antenna Configuration:	MIMO CDD	Peak Antenna Gain (dBi):	5.90
Active Port(s):	A+B (Core 0 + Core 1)	Active Chain(s):	0+1

Test Frequency (MHz)	Minimum 99% OBW (MHz)	Maximum Conducted Output Power (dBm)					Gain (dBi)	EIRP (dBm)	EIRP Limit (dBm)	EIRP Margin (dB)
		A	B	C	D	Σ				
5180	18.960	6.83	7.75	-	-	10.32	5.90	16.22	22.78	-6.56
5220	18.900	7.32	7.92	-	-	10.64	5.90	16.54	22.76	-6.23
5240	18.840	7.62	7.89	-	-	10.76	5.90	16.66	22.75	-6.09

Table 341 - ISED Maximum Conducted (average) Output Power Results

Test Configuration			
Frequency Range:	5.150-5.250 GHz	Band:	U-NII-1
Limit Clause(s):	RSS-247 6.2.1.1	Test Method(s):	C63.10 12.4.3.2
Additional Reference(s):	662911 D01 v02r01 F)2)f(i), 662911 D01 v02r01 E)1)		

DUT Configuration			
Mode:	802.11ax HE40 SU	Duty Cycle (%):	95.8
Modulation Coding Scheme:	MCS2x1	DCCF (dB):	-
Antenna Configuration:	MIMO CDD	Peak Antenna Gain (dBi):	5.90
Active Port(s):	A+B (Core 0 + Core 1)	Active Chain(s):	0+1

Test Frequency (MHz)	Minimum 99% OBW (MHz)	Maximum Conducted Output Power (dBm)					Gain (dBi)	EIRP (dBm)	EIRP Limit (dBm)	EIRP Margin (dB)
		A	B	C	D	Σ				
5190	37.920	9.42	10.27	-	-	12.88	5.90	18.78	23.00	-4.22
5230	37.680	9.78	10.48	-	-	13.15	5.90	19.05	23.00	-3.95

Table 342 - ISED Maximum Conducted (average) Output Power Results



Test Configuration			
Frequency Range:	5.150-5.250 GHz	Band:	U-NII-1
Limit Clause(s):	RSS-247 6.2.1.1	Test Method(s):	C63.10 12.4.3.2
Additional Reference(s):	662911 D01 v02r01 F)2)f)(i), 662911 D01 v02r01 E)1)		

DUT Configuration			
Mode:	802.11ax HE80 SU	Duty Cycle (%):	95.2
Modulation Coding Scheme:	MCS2x1	DCCF (dB):	-
Antenna Configuration:	MIMO CDD	Peak Antenna Gain (dBi):	5.90
Active Port(s):	A+B (Core 0 + Core 1)	Active Chain(s):	0+1

Test Frequency (MHz)	Minimum 99% OBW (MHz)	Maximum Conducted Output Power (dBm)					Gain (dBi)	EIRP (dBm)	EIRP Limit (dBm)	EIRP Margin (dB)
		A	B	C	D	Σ				
5210	76.780	12.28	12.86	-	-	15.59	5.90	21.49	23.00	-1.51

Table 343 - ISED Maximum Conducted (average) Output Power Results

Test Configuration			
Frequency Range:	5.150-5.250 GHz	Band:	U-NII-1
Limit Clause(s):	RSS-247 6.2.1.1	Test Method(s):	C63.10 12.4.2.4
Additional Reference(s):	662911 D01 v02r01 F)2)f)(i), 662911 D01 v02r01 E)1)		
Note(s):	Straddle channel power was measured using the appropriate SA test method. DCCF was added to the spectrum analyser reference level offset.		

DUT Configuration			
Mode:	802.11ax HE160 SU	Duty Cycle (%):	92.6
Modulation Coding Scheme:	MCS2x1	DCCF (dB):	0.33
Antenna Configuration:	MIMO CDD	Peak Antenna Gain (dBi):	5.90
Active Port(s):	A+B (Core 0 + Core 1)	Active Chain(s):	0+1

Test Frequency (MHz)	Minimum 99% OBW (MHz)	Maximum Conducted Output Power (dBm)					Gain (dBi)	EIRP (dBm)	EIRP Limit (dBm)	EIRP Margin (dB)
		A	B	C	D	Σ				
5250	77.700	5.83	6.67	-	-	9.28	5.90	15.18	23.00	-7.82

Table 344 - ISED Maximum Conducted (average) Output Power Results



Test Configuration			
Frequency Range:	5.250-5.350 GHz	Band:	U-NII-2A
Limit Clause(s):	15.407 (a)(2) RSS-247 6.2.2.1	Test Method(s):	C63.10 12.4.3.2
Additional Reference(s):	662911 D01 v02r01 F)2)f(i), 662911 D01 v02r01 E)1)		

DUT Configuration			
Mode:	802.11n HT20	Duty Cycle (%):	96.5
Modulation Coding Scheme:	MCS2	DCCF (dB):	-
Antenna Configuration:	MIMO CDD	Peak Antenna Gain (dBi):	7.10
Active Port(s):	A+B (Core 0 + Core 1)	Active Chain(s):	0+1

Test Frequency (MHz)	Minimum 26 dB Bandwidth (MHz)	Maximum Conducted Output Power (dBm)					Limit (dBm)	Margin (dB)
		A	B	C	D	Σ		
5260	21.000	13.44	13.97	-	-	16.72	22.90	-6.18
5300	20.940	13.53	13.87	-	-	16.71	22.90	-6.19
5320	22.020	13.05	13.79	-	-	16.45	22.90	-6.45

Table 345 - FCC Maximum Conducted (average) Output Power Results

Test Frequency (MHz)	Minimum 99% OBW (MHz)	Maximum Conducted Output Power (dBm)					Limit (dBm)	Margin (dB)	Gain (dBi)	EIRP (dBm)	EIRP Limit (dBm)	EIRP Margin (dB)
		A	B	C	D	Σ						
5260	17.700	13.44	13.97	-	-	16.72	23.48	-6.76	7.10	23.82	29.48	-5.66
5300	17.700	13.53	13.87	-	-	16.71	23.48	-6.77	7.10	23.81	29.48	-5.67
5320	17.820	13.05	13.79	-	-	16.45	23.51	-7.06	7.10	23.55	29.51	-5.96

Table 346 - ISED Maximum Conducted (average) Output Power Results



Test Configuration			
Frequency Range:	5.250-5.350 GHz	Band:	U-NII-2A
Limit Clause(s):	15.407 (a)(2) RSS-247 6.2.2.1	Test Method(s):	C63.10 12.4.3.2
Additional Reference(s):	662911 D01 v02r01 F)2)f)(i), 662911 D01 v02r01 E)1)		

DUT Configuration			
Mode:	802.11n HT40	Duty Cycle (%):	93.6
Modulation Coding Scheme:	MCS2	DCCF (dB):	-
Antenna Configuration:	MIMO CDD	Peak Antenna Gain (dBi):	7.10
Active Port(s):	A+B (Core 0 + Core 1)	Active Chain(s):	0+1

Test Frequency (MHz)	Minimum 26 dB Bandwidth (MHz)	Maximum Conducted Output Power (dBm)					Limit (dBm)	Margin (dB)
		A	B	C	D	Σ		
5270	41.300	15.58	16.64	-	-	19.15	22.90	-3.75
5310	42.840	14.14	14.66	-	-	17.42	22.90	-5.48

Table 347 - FCC Maximum Conducted (average) Output Power Results

Test Frequency (MHz)	Minimum 99% OBW (MHz)	Maximum Conducted Output Power (dBm)					Limit (dBm)	Margin (dB)	Gain (dBi)	EIRP (dBm)	EIRP Limit (dBm)	EIRP Margin (dB)
		A	B	C	D	Σ						
5270	36.360	15.58	16.64	-	-	19.15	24.00	-4.85	7.10	26.25	30.00	-3.75
5310	36.480	14.14	14.66	-	-	17.42	24.00	-6.58	7.10	24.52	30.00	-5.48

Table 348 - ISSED Maximum Conducted (average) Output Power Results



Test Configuration			
Frequency Range:	5.250-5.350 GHz	Band:	U-NII-2A
Limit Clause(s):	15.407 (a)(2) RSS-247 6.2.2.1	Test Method(s):	C63.10 12.4.3.2
Additional Reference(s):	662911 D01 v02r01 F)2)f(i), 662911 D01 v02r01 E)1)		

DUT Configuration			
Mode:	802.11ac VHT80	Duty Cycle (%):	88.4
Modulation Coding Scheme:	MCS2x1	DCCF (dB):	-
Antenna Configuration:	MIMO CDD	Peak Antenna Gain (dBi):	7.10
Active Port(s):	A+B (Core 0 + Core 1)	Active Chain(s):	0+1

Test Frequency (MHz)	Minimum 26 dB Bandwidth (MHz)	Maximum Conducted Output Power (dBm)					Limit (dBm)	Margin (dB)
		A	B	C	D	Σ		
5290	84.700	12.21	12.99	-	-	15.62	22.90	-7.28

Table 349 - FCC Maximum Conducted (average) Output Power Results

Test Frequency (MHz)	Minimum 99% OBW (MHz)	Maximum Conducted Output Power (dBm)					Limit (dBm)	Margin (dB)	Gain (dBi)	EIRP (dBm)	EIRP Limit (dBm)	EIRP Margin (dB)
		A	B	C	D	Σ						
5290	75.680	12.21	12.99	-	-	15.62	24.00	-8.38	7.10	22.72	30.00	-7.28

Table 350 - ISED Maximum Conducted (average) Output Power Results



Test Configuration			
Frequency Range:	5.250-5.350 GHz	Band:	U-NII-2A
Limit Clause(s):	15.407 (a)(2)	Test Method(s):	C63.10 12.4.2.4
Additional Reference(s):	662911 D01 v02r01 F)2)f(i), 662911 D01 v02r01 E)1)		
Note(s):	Straddle channel power was measured using the appropriate SA test method. DCCF was added to the spectrum analyser reference level offset.		

DUT Configuration			
Mode:	802.11ac VHT160	Duty Cycle (%):	83.9
Modulation Coding Scheme:	MCS2x1	DCCF (dB):	0.76
Antenna Configuration:	MIMO CDD	Peak Antenna Gain (dBi):	7.10
Active Port(s):	A+B (Core 0 + Core 1)	Active Chain(s):	0+1

Test Frequency (MHz)	Minimum 26 dB Bandwidth (MHz)	Maximum Conducted Output Power (dBm)					Limit (dBm)	Margin (dB)
		A	B	C	D	Σ		
5250	82.320	6.50	7.23	-	-	9.89	22.90	-13.01

Table 351 - FCC Maximum Conducted (average) Output Power Results

Test Frequency (MHz)	Minimum 99% OBW (MHz)	Maximum Conducted Output Power (dBm)					Limit (dBm)	Margin (dB)	Gain (dBi)	EIRP (dBm)	EIRP Limit (dBm)	EIRP Margin (dB)
		A	B	C	D	Σ						
5250	77.280	6.56	7.22	-	-	9.91	24.00	-14.09	7.10	17.01	30.00	-12.99

Table 352 - ISED Maximum Conducted (average) Output Power Results



Test Configuration			
Frequency Range:	5.250-5.350 GHz	Band:	U-NII-2A
Limit Clause(s):	15.407 (a)(2) RSS-247 6.2.2.1	Test Method(s):	C63.10 12.4.3.2
Additional Reference(s):	662911 D01 v02r01 F)2)f)(i), 662911 D01 v02r01 E)1)		

DUT Configuration			
Mode:	802.11ax HE20 SU	Duty Cycle (%):	95.6
Modulation Coding Scheme:	MCS2x1	DCCF (dB):	-
Antenna Configuration:	MIMO CDD	Peak Antenna Gain (dBi):	7.10
Active Port(s):	A+B (Core 0 + Core 1)	Active Chain(s):	0+1

Test Frequency (MHz)	Minimum 26 dB Bandwidth (MHz)	Maximum Conducted Output Power (dBm)					Limit (dBm)	Margin (dB)
		A	B	C	D	Σ		
5260	21.000	13.36	13.93	-	-	16.66	22.90	-6.24
5300	20.940	13.46	14.18	-	-	16.84	22.90	-6.06
5320	22.140	13.24	13.98	-	-	16.64	22.90	-6.26

Table 353 - FCC Maximum Conducted (average) Output Power Results

Test Frequency (MHz)	Minimum 99% OBW (MHz)	Maximum Conducted Output Power (dBm)					Limit (dBm)	Margin (dB)	Gain (dBi)	EIRP (dBm)	EIRP Limit (dBm)	EIRP Margin (dB)
		A	B	C	D	Σ						
5260	18.900	13.36	13.93	-	-	16.66	23.76	-7.10	7.10	23.76	29.76	-6.00
5300	18.900	13.46	14.18	-	-	16.84	23.76	-6.92	7.10	23.94	29.76	-5.82
5320	18.960	13.24	13.98	-	-	16.64	23.78	-7.14	7.10	23.74	29.78	-6.04

Table 354 - ISED Maximum Conducted (average) Output Power Results



Test Configuration			
Frequency Range:	5.250-5.350 GHz	Band:	U-NII-2A
Limit Clause(s):	15.407 (a)(2) RSS-247 6.2.2.1	Test Method(s):	C63.10 12.4.3.2
Additional Reference(s):	662911 D01 v02r01 F)2)f)(i), 662911 D01 v02r01 E)1)		

DUT Configuration			
Mode:	802.11ax HE40 SU	Duty Cycle (%):	95.6
Modulation Coding Scheme:	MCS2x1	DCCF (dB):	-
Antenna Configuration:	MIMO CDD	Peak Antenna Gain (dBi):	7.10
Active Port(s):	A+B (Core 0 + Core 1)	Active Chain(s):	0+1

Test Frequency (MHz)	Minimum 26 dB Bandwidth (MHz)	Maximum Conducted Output Power (dBm)					Limit (dBm)	Margin (dB)
		A	B	C	D	Σ		
5270	41.520	15.50	16.43	-	-	19.00	22.90	-3.90
5310	43.440	13.53	13.92	-	-	16.74	22.90	-6.16

Table 355 - FCC Maximum Conducted (average) Output Power Results

Test Frequency (MHz)	Minimum 99% OBW (MHz)	Maximum Conducted Output Power (dBm)					Limit (dBm)	Margin (dB)	Gain (dBi)	EIRP (dBm)	EIRP Limit (dBm)	EIRP Margin (dB)
		A	B	C	D	Σ						
5270	37.680	15.50	16.43	-	-	19.00	24.00	-5.00	7.10	26.10	30.00	-3.90
5310	37.920	13.53	13.92	-	-	16.74	24.00	-7.26	7.10	23.84	30.00	-6.16

Table 356 - ISED Maximum Conducted (average) Output Power Results



Test Configuration			
Frequency Range:	5.250-5.350 GHz	Band:	U-NII-2A
Limit Clause(s):	15.407 (a)(2) RSS-247 6.2.2.1	Test Method(s):	C63.10 12.4.3.2
Additional Reference(s):	662911 D01 v02r01 F)2)f(i), 662911 D01 v02r01 E)1)		

DUT Configuration			
Mode:	802.11ax HE80 SU	Duty Cycle (%):	95.2
Modulation Coding Scheme:	MCS2x1	DCCF (dB):	-
Antenna Configuration:	MIMO CDD	Peak Antenna Gain (dBi):	7.10
Active Port(s):	A+B (Core 0 + Core 1)	Active Chain(s):	0+1

Test Frequency (MHz)	Minimum 26 dB Bandwidth (MHz)	Maximum Conducted Output Power (dBm)					Limit (dBm)	Margin (dB)
		A	B	C	D	Σ		
5290	82.940	11.37	12.14	-	-	14.78	22.90	-8.12

Table 357 - FCC Maximum Conducted (average) Output Power Results

Test Frequency (MHz)	Minimum 99% OBW (MHz)	Maximum Conducted Output Power (dBm)					Limit (dBm)	Margin (dB)	Gain (dBi)	EIRP (dBm)	EIRP Limit (dBm)	EIRP Margin (dB)
		A	B	C	D	Σ						
5290	77.000	11.37	12.14	-	-	14.78	24.00	-9.22	7.10	21.88	30.00	-8.12

Table 358 - ISED Maximum Conducted (average) Output Power Results



Test Configuration			
Frequency Range:	5.250-5.350 GHz	Band:	U-NII-2A
Limit Clause(s):	15.407 (a)(2)	Test Method(s):	C63.10 12.4.2.4
Additional Reference(s):	662911 D01 v02r01 F)2)f(i), 662911 D01 v02r01 E)1)		
Note(s):	Straddle channel power was measured using the appropriate SA test method. DCCF was added to the spectrum analyser reference level offset.		

DUT Configuration			
Mode:	802.11ax HE160 SU	Duty Cycle (%):	92.6
Modulation Coding Scheme:	MCS2x1	DCCF (dB):	0.33
Antenna Configuration:	MIMO CDD	Peak Antenna Gain (dBi):	7.10
Active Port(s):	A+B (Core 0 + Core 1)	Active Chain(s):	0+1

Test Frequency (MHz)	Minimum 26 dB Bandwidth (MHz)	Maximum Conducted Output Power (dBm)					Limit (dBm)	Margin (dB)
		A	B	C	D	Σ		
5250	82.320	6.70	7.33	-	-	10.03	22.90	-12.87

Table 359 - FCC Maximum Conducted (average) Output Power Results

Test Frequency (MHz)	Minimum 99% OBW (MHz)	Maximum Conducted Output Power (dBm)					Limit (dBm)	Margin (dB)	Gain (dBi)	EIRP (dBm)	EIRP Limit (dBm)	EIRP Margin (dB)
		A	B	C	D	Σ						
5250	77.700	6.71	7.36	-	-	10.06	24.00	-13.94	7.10	17.16	30.00	-12.84

Table 360 - ISED Maximum Conducted (average) Output Power Results



Test Configuration			
Frequency Range:	5.470-5.725 GHz	Band:	U-NII-2C
Limit Clause(s):	15.407 (a)(2) RSS-247 6.2.3.1	Test Method(s):	C63.10 12.4.2.4 C63.10 12.4.3.2
Additional Reference(s):	662911 D01 v02r01 F)2)f)(i), 662911 D01 v02r01 E)1)		
Note(s):	Straddle channel power was measured using the appropriate SA test method. DCCF was added to the spectrum analyser reference level offset.		

DUT Configuration			
Mode:	802.11n HT20	Duty Cycle (%):	96.4
Modulation Coding Scheme:	MCS2	DCCF (dB):	0.16
Antenna Configuration:	MIMO CDD	Peak Antenna Gain (dBi):	3.70
Active Port(s):	A+B (Core 0 + Core 1)	Active Chain(s):	0+1

Test Frequency (MHz)	Minimum 26 dB Bandwidth (MHz)	Maximum Conducted Output Power (dBm)					Limit (dBm)	Margin (dB)
		A	B	C	D	Σ		
5500	21.780	15.64	15.80	-	-	18.73	24.00	-5.27
5580	21.000	15.43	16.15	-	-	18.82	24.00	-5.18
5700	22.080	15.50	15.90	-	-	18.71	24.00	-5.29
5720	15.440	14.62	15.36	-	-	18.02	22.89	-4.87

Table 361 - FCC Maximum Conducted (average) Output Power Results

Test Frequency (MHz)	Minimum 99% OBW (MHz)	Maximum Conducted Output Power (dBm)					Limit (dBm)	Margin (dB)	Gain (dBi)	EIRP (dBm)	EIRP Limit (dBm)	EIRP Margin (dB)
		A	B	C	D	Σ						
5500	17.820	15.64	15.80	-	-	18.73	23.51	-4.78	3.70	22.43	29.51	-7.08
5580	17.700	15.43	16.15	-	-	18.82	23.48	-4.66	3.70	22.52	29.48	-6.96
5700	17.820	15.50	15.90	-	-	18.71	23.51	-4.80	3.70	22.41	29.51	-7.10
5720	13.760	14.62	15.36	-	-	18.02	22.39	-4.37	3.70	21.72	28.39	-6.67

Table 362 - ISED Maximum Conducted (average) Output Power Results



Test Configuration			
Frequency Range:	5.470-5.725 GHz	Band:	U-NII-2C
Limit Clause(s):	15.407 (a)(2) RSS-247 6.2.3.1	Test Method(s):	C63.10 12.4.2.4 C63.10 12.4.3.2
Additional Reference(s):	662911 D01 v02r01 F)2)f)(i), 662911 D01 v02r01 E)1)		
Note(s):	Straddle channel power was measured using the appropriate SA test method. DCCF was added to the spectrum analyser reference level offset.		

DUT Configuration			
Mode:	802.11n HT40	Duty Cycle (%):	93.6
Modulation Coding Scheme:	MCS2	DCCF (dB):	0.29
Antenna Configuration:	MIMO CDD	Peak Antenna Gain (dBi):	3.70
Active Port(s):	A+B (Core 0 + Core 1)	Active Chain(s):	0+1

Test Frequency (MHz)	Minimum 26 dB Bandwidth (MHz)	Maximum Conducted Output Power (dBm)					Limit (dBm)	Margin (dB)
		A	B	C	D	Σ		
5510	42.600	15.33	15.81	-	-	18.59	24.00	-5.41
5550	41.280	18.11	18.71	-	-	21.43	24.00	-2.57
5670	42.840	17.57	18.02	-	-	20.81	24.00	-3.19
5710	35.520	17.77	18.35	-	-	21.08	24.00	-2.92

Table 363 - FCC Maximum Conducted (average) Output Power Results

Test Frequency (MHz)	Minimum 99% OBW (MHz)	Maximum Conducted Output Power (dBm)					Limit (dBm)	Margin (dB)	Gain (dBi)	EIRP (dBm)	EIRP Limit (dBm)	EIRP Margin (dB)
		A	B	C	D	Σ						
5510	36.480	15.33	15.81	-	-	18.59	24.00	-5.41	3.70	22.29	30.00	-7.71
5550	36.360	18.11	18.71	-	-	21.43	24.00	-2.57	3.70	25.13	30.00	-4.87
5670	36.480	17.57	18.02	-	-	20.81	24.00	-3.19	3.70	24.51	30.00	-5.49
5710	32.880	17.77	18.35	-	-	21.08	24.00	-2.92	3.70	24.78	30.00	-5.22

Table 364 - ISED Maximum Conducted (average) Output Power Results



Test Configuration			
Frequency Range:	5.470-5.725 GHz	Band:	U-NII-2C
Limit Clause(s):	15.407 (a)(2) RSS-247 6.2.3.1	Test Method(s):	C63.10 12.4.2.4 C63.10 12.4.3.2
Additional Reference(s):	662911 D01 v02r01 F)2)f)(i), 662911 D01 v02r01 E)1)		
Note(s):	Straddle channel power was measured using the appropriate SA test method. DCCF was added to the spectrum analyser reference level offset.		

DUT Configuration			
Mode:	802.11ac VHT80	Duty Cycle (%):	88.4
Modulation Coding Scheme:	MCS2x1	DCCF (dB):	0.54
Antenna Configuration:	MIMO CDD	Peak Antenna Gain (dBi):	3.70
Active Port(s):	A+B (Core 0 + Core 1)	Active Chain(s):	0+1

Test Frequency (MHz)	Minimum 26 dB Bandwidth (MHz)	Maximum Conducted Output Power (dBm)					Limit (dBm)	Margin (dB)
		A	B	C	D	Σ		
5530	84.260	13.76	14.09	-	-	16.94	24.00	-7.06
5610	84.700	18.90	19.46	-	-	22.20	24.00	-1.80
5690	75.700	19.29	19.48	-	-	22.40	24.00	-1.60

Table 365 - FCC Maximum Conducted (average) Output Power Results

Test Frequency (MHz)	Minimum 99% OBW (MHz)	Maximum Conducted Output Power (dBm)					Limit (dBm)	Margin (dB)	Gain (dBi)	EIRP (dBm)	EIRP Limit (dBm)	EIRP Margin (dB)
		A	B	C	D	Σ						
5530	75.680	13.76	14.09	-	-	16.94	24.00	-7.06	3.70	20.64	30.00	-9.36
5690	72.180	19.29	19.48	-	-	22.40	24.00	-1.60	3.70	26.10	30.00	-3.90

Table 366 - ISED Maximum Conducted (average) Output Power Results



Test Configuration			
Frequency Range:	5.470-5.725 GHz	Band:	U-NII-2C
Limit Clause(s):	15.407 (a)(2) RSS-247 6.2.3.1	Test Method(s):	C63.10 12.4.3.2
Additional Reference(s):	662911 D01 v02r01 F)2)f(i), 662911 D01 v02r01 E)1)		

DUT Configuration			
Mode:	802.11ac VHT160	Duty Cycle (%):	84.2
Modulation Coding Scheme:	MCS2x1	DCCF (dB):	-
Antenna Configuration:	MIMO CDD	Peak Antenna Gain (dBi):	3.70
Active Port(s):	A+B (Core 0 + Core 1)	Active Chain(s):	0+1

Test Frequency (MHz)	Minimum 26 dB Bandwidth (MHz)	Maximum Conducted Output Power (dBm)					Limit (dBm)	Margin (dB)
		A	B	C	D	Σ		
5570	165.480	8.65	9.24	-	-	11.96	24.00	-12.04

Table 367 - FCC Maximum Conducted (average) Output Power Results



Test Configuration			
Frequency Range:	5.470-5.725 GHz	Band:	U-NII-2C
Limit Clause(s):	15.407 (a)(2) RSS-247 6.2.3.1	Test Method(s):	C63.10 12.4.2.4 C63.10 12.4.3.2
Additional Reference(s):	662911 D01 v02r01 F)2)f)(i), 662911 D01 v02r01 E)1)		
Note(s):	Straddle channel power was measured using the appropriate SA test method. DCCF was added to the spectrum analyser reference level offset.		

DUT Configuration			
Mode:	802.11ax HE20 SU	Duty Cycle (%):	95.6
Modulation Coding Scheme:	MCS2x1	DCCF (dB):	0.19
Antenna Configuration:	MIMO CDD	Peak Antenna Gain (dBi):	3.70
Active Port(s):	A+B (Core 0 + Core 1)	Active Chain(s):	0+1

Test Frequency (MHz)	Minimum 26 dB Bandwidth (MHz)	Maximum Conducted Output Power (dBm)					Limit (dBm)	Margin (dB)
		A	B	C	D	Σ		
5500	21.660	15.81	15.98	-	-	18.91	24.00	-5.09
5580	20.940	15.45	16.11	-	-	18.80	24.00	-5.20
5700	21.660	13.23	13.31	-	-	16.28	24.00	-7.72
5720	15.500	14.33	15.22	-	-	17.81	22.90	-5.09

Table 368 - FCC Maximum Conducted (average) Output Power Results

Test Frequency (MHz)	Minimum 99% OBW (MHz)	Maximum Conducted Output Power (dBm)					Limit (dBm)	Margin (dB)	Gain (dBi)	EIRP (dBm)	EIRP Limit (dBm)	EIRP Margin (dB)
		A	B	C	D	Σ						
5500	19.020	15.81	15.98	-	-	18.91	23.79	-4.89	3.70	22.61	29.79	-7.19
5580	18.900	15.45	16.11	-	-	18.80	23.76	-4.96	3.70	22.50	29.76	-7.26
5700	18.960	13.23	13.31	-	-	16.28	23.78	-7.50	3.70	19.98	29.78	-9.80
5720	14.360	14.33	15.22	-	-	17.81	22.57	-4.76	3.70	21.51	28.57	-7.06

Table 369 - ISED Maximum Conducted (average) Output Power Results



Test Configuration			
Frequency Range:	5.470-5.725 GHz	Band:	U-NII-2C
Limit Clause(s):	15.407 (a)(2) RSS-247 6.2.3.1	Test Method(s):	C63.10 12.4.2.4 C63.10 12.4.3.2
Additional Reference(s):	662911 D01 v02r01 F)2)f)(i), 662911 D01 v02r01 E)1)		
Note(s):	Straddle channel power was measured using the appropriate SA test method. DCCF was added to the spectrum analyser reference level offset.		

DUT Configuration			
Mode:	802.11ax HE40 SU	Duty Cycle (%):	95.6
Modulation Coding Scheme:	MCS2x1	DCCF (dB):	0.19
Antenna Configuration:	MIMO CDD	Peak Antenna Gain (dBi):	3.70
Active Port(s):	A+B (Core 0 + Core 1)	Active Chain(s):	0+1

Test Frequency (MHz)	Minimum 26 dB Bandwidth (MHz)	Maximum Conducted Output Power (dBm)					Limit (dBm)	Margin (dB)
		A	B	C	D	Σ		
5510	42.600	14.20	14.93	-	-	17.59	24.00	-6.41
5550	41.640	18.00	18.70	-	-	21.38	24.00	-2.62
5670	43.920	16.78	17.43	-	-	20.13	24.00	-3.87
5710	35.760	17.47	18.17	-	-	20.85	24.00	-3.15

Table 370 - FCC Maximum Conducted (average) Output Power Results

Test Frequency (MHz)	Minimum 99% OBW (MHz)	Maximum Conducted Output Power (dBm)					Limit (dBm)	Margin (dB)	Gain (dBi)	EIRP (dBm)	EIRP Limit (dBm)	EIRP Margin (dB)
		A	B	C	D	Σ						
5510	37.920	14.20	14.93	-	-	17.59	24.00	-6.41	3.70	21.29	30.00	-8.71
5550	37.800	18.00	18.70	-	-	21.38	24.00	-2.62	3.70	25.08	30.00	-4.92
5670	37.920	16.78	17.43	-	-	20.13	24.00	-3.87	3.70	23.83	30.00	-6.17
5710	33.600	17.47	18.17	-	-	20.85	24.00	-3.15	3.70	24.55	30.00	-5.45

Table 371 - ISED Maximum Conducted (average) Output Power Results



Test Configuration			
Frequency Range:	5.470-5.725 GHz	Band:	U-NII-2C
Limit Clause(s):	15.407 (a)(2) RSS-247 6.2.3.1	Test Method(s):	C63.10 12.4.2.4 C63.10 12.4.3.2
Additional Reference(s):	662911 D01 v02r01 F)2)f)(i), 662911 D01 v02r01 E)1)		
Note(s):	Straddle channel power was measured using the appropriate SA test method. DCCF was added to the spectrum analyser reference level offset.		

DUT Configuration			
Mode:	802.11ax HE80 SU	Duty Cycle (%):	95.2
Modulation Coding Scheme:	MCS2x1	DCCF (dB):	0.21
Antenna Configuration:	MIMO CDD	Peak Antenna Gain (dBi):	3.70
Active Port(s):	A+B (Core 0 + Core 1)	Active Chain(s):	0+1

Test Frequency (MHz)	Minimum 26 dB Bandwidth (MHz)	Maximum Conducted Output Power (dBm)					Limit (dBm)	Margin (dB)
		A	B	C	D	Σ		
5530	84.040	14.08	14.38	-	-	17.24	24.00	-6.76
5610	83.820	18.41	18.66	-	-	21.54	24.00	-2.46
5690	75.920	19.29	19.70	-	-	22.51	24.00	-1.49

Table 372 - FCC Maximum Conducted (average) Output Power Results

Test Frequency (MHz)	Minimum 99% OBW (MHz)	Maximum Conducted Output Power (dBm)					Limit (dBm)	Margin (dB)	Gain (dBi)	EIRP (dBm)	EIRP Limit (dBm)	EIRP Margin (dB)
		A	B	C	D	Σ						
5530	77.000	14.08	14.38	-	-	17.24	24.00	-6.76	3.70	20.94	30.00	-9.06
5690	72.620	19.29	19.70	-	-	22.51	24.00	-1.49	3.70	26.21	30.00	-3.79

Table 373 - ISED Maximum Conducted (average) Output Power Results



Test Configuration			
Frequency Range:	5.470-5.725 GHz	Band:	U-NII-2C
Limit Clause(s):	15.407 (a)(2) RSS-247 6.2.3.1	Test Method(s):	C63.10 12.4.3.2
Additional Reference(s):	662911 D01 v02r01 F)2)f)(i), 662911 D01 v02r01 E)1)		

DUT Configuration			
Mode:	802.11ax HE160 SU	Duty Cycle (%):	93.0
Modulation Coding Scheme:	MCS2x1	DCCF (dB):	-
Antenna Configuration:	MIMO CDD	Peak Antenna Gain (dBi):	3.70
Active Port(s):	A+B (Core 0 + Core 1)	Active Chain(s):	0+1

Test Frequency (MHz)	Minimum 26 dB Bandwidth (MHz)	Maximum Conducted Output Power (dBm)					Limit (dBm)	Margin (dB)
		A	B	C	D	Σ		
5570	165.900	9.19	9.63	-	-	12.43	24.00	-11.57

Table 374 - FCC Maximum Conducted (average) Output Power Results

Test Configuration			
Frequency Range:	5.725-5.850 GHz	Band:	U-NII-3
Limit Clause(s):	15.407 (a)(3) RSS-247 6.2.4.1	Test Method(s):	C63.10 12.4.2.4 C63.10 12.4.3.2
Additional Reference(s):	662911 D01 v02r01 F)2)f)(i), 662911 D01 v02r01 E)1)		
Note(s):	Straddle channel power was measured using the appropriate SA test method. DCCF was added to the spectrum analyser reference level offset.		

DUT Configuration			
Mode:	802.11n HT20	Duty Cycle (%):	96.6
Modulation Coding Scheme:	MCS2	DCCF (dB):	0.15
Antenna Configuration:	MIMO CDD	Peak Antenna Gain (dBi):	4.20
Active Port(s):	A+B (Core 0 + Core 1)	Active Chain(s):	0+1

Test Frequency (MHz)	Maximum Conducted Output Power (dBm)					Limit (dBm)	Margin (dB)
	A	B	C	D	Σ		
5720	7.59	8.48	-	-	11.07	30.00	-18.93
5745	21.24	21.40	-	-	24.33	30.00	-5.67
5785	20.59	21.11	-	-	23.87	30.00	-6.13
5825	20.67	21.26	-	-	23.99	30.00	-6.01

Table 375 - Maximum Conducted (average) Output Power Results



Test Configuration			
Frequency Range:	5.725-5.850 GHz	Band:	U-NII-3
Limit Clause(s):	15.407 (a)(3) RSS-247 6.2.4.1	Test Method(s):	C63.10 12.4.2.4 C63.10 12.4.3.2
Additional Reference(s):	662911 D01 v02r01 F)2)f)(i), 662911 D01 v02r01 E)1)		
Note(s):	Straddle channel power was measured using the appropriate SA test method. DCCF was added to the spectrum analyser reference level offset.		

DUT Configuration			
Mode:	802.11n HT40	Duty Cycle (%):	93.9
Modulation Coding Scheme:	MCS2	DCCF (dB):	0.28
Antenna Configuration:	MIMO CDD	Peak Antenna Gain (dBi):	4.20
Active Port(s):	A+B (Core 0 + Core 1)	Active Chain(s):	0+1

Test Frequency (MHz)	Maximum Conducted Output Power (dBm)					Limit (dBm)	Margin (dB)
	A	B	C	D	Σ		
5710	6.03	6.84	-	-	9.46	30.00	-20.54
5755	20.67	21.21	-	-	23.96	30.00	-6.04
5795	20.60	21.30	-	-	23.97	30.00	-6.03

Table 376 - Maximum Conducted (average) Output Power Results

Test Configuration			
Frequency Range:	5.725-5.850 GHz	Band:	U-NII-3
Limit Clause(s):	15.407 (a)(3) RSS-247 6.2.4.1	Test Method(s):	C63.10 12.4.2.4 C63.10 12.4.3.2
Additional Reference(s):	662911 D01 v02r01 F)2)f)(i), 662911 D01 v02r01 E)1)		
Note(s):	Straddle channel power was measured using the appropriate SA test method. DCCF was added to the spectrum analyser reference level offset.		

DUT Configuration			
Mode:	802.11ac VHT80	Duty Cycle (%):	89.1
Modulation Coding Scheme:	MCS2x1	DCCF (dB):	0.50
Antenna Configuration:	MIMO CDD	Peak Antenna Gain (dBi):	4.20
Active Port(s):	A+B (Core 0 + Core 1)	Active Chain(s):	0+1

Test Frequency (MHz)	Maximum Conducted Output Power (dBm)					Limit (dBm)	Margin (dB)
	A	B	C	D	Σ		
5690	4.32	4.67	-	-	7.51	30.00	-22.49
5775	18.39	18.81	-	-	21.62	30.00	-8.38

Table 377 - Maximum Conducted (average) Output Power Results



Test Configuration			
Frequency Range:	5.725-5.850 GHz	Band:	U-NII-3
Limit Clause(s):	15.407 (a)(3) RSS-247 6.2.4.1	Test Method(s):	C63.10 12.4.2.4 C63.10 12.4.3.2
Additional Reference(s):	662911 D01 v02r01 F)2)f)(i), 662911 D01 v02r01 E)1)		
Note(s):	Straddle channel power was measured using the appropriate SA test method. DCCF was added to the spectrum analyser reference level offset.		

DUT Configuration			
Mode:	802.11ax HE20 SU	Duty Cycle (%):	95.9
Modulation Coding Scheme:	MCS2x1	DCCF (dB):	0.18
Antenna Configuration:	MIMO CDD	Peak Antenna Gain (dBi):	4.20
Active Port(s):	A+B (Core 0 + Core 1)	Active Chain(s):	0+1

Test Frequency (MHz)	Maximum Conducted Output Power (dBm)					Limit (dBm)	Margin (dB)
	A	B	C	D	Σ		
5720	7.96	8.98	-	-	11.51	30.00	-18.49
5745	20.91	21.11	-	-	24.02	30.00	-5.98
5785	20.50	21.25	-	-	23.90	30.00	-6.10
5825	20.92	21.47	-	-	24.22	30.00	-5.78

Table 378 - Maximum Conducted (average) Output Power Results

Test Configuration			
Frequency Range:	5.725-5.850 GHz	Band:	U-NII-3
Limit Clause(s):	15.407 (a)(3) RSS-247 6.2.4.1	Test Method(s):	C63.10 12.4.2.4 C63.10 12.4.3.2
Additional Reference(s):	662911 D01 v02r01 F)2)f)(i), 662911 D01 v02r01 E)1)		
Note(s):	Straddle channel power was measured using the appropriate SA test method. DCCF was added to the spectrum analyser reference level offset.		

DUT Configuration			
Mode:	802.11ax HE40 SU	Duty Cycle (%):	95.8
Modulation Coding Scheme:	MCS2x1	DCCF (dB):	0.19
Antenna Configuration:	MIMO CDD	Peak Antenna Gain (dBi):	4.20
Active Port(s):	A+B (Core 0 + Core 1)	Active Chain(s):	0+1

Test Frequency (MHz)	Maximum Conducted Output Power (dBm)					Limit (dBm)	Margin (dB)
	A	B	C	D	Σ		
5710	6.45	7.38	-	-	9.95	30.00	-20.05
5755	20.50	21.06	-	-	23.80	30.00	-6.20
5795	20.58	21.26	-	-	23.94	30.00	-6.06

Table 379 - Maximum Conducted (average) Output Power Results



Test Configuration			
Frequency Range:	5.725-5.850 GHz	Band:	U-NII-3
Limit Clause(s):	15.407 (a)(3) RSS-247 6.2.4.1	Test Method(s):	C63.10 12.4.2.4 C63.10 12.4.3.2
Additional Reference(s):	662911 D01 v02r01 F)2)f)(i), 662911 D01 v02r01 E)1)		
Note(s):	Straddle channel power was measured using the appropriate SA test method. DCCF was added to the spectrum analyser reference level offset.		

DUT Configuration			
Mode:	802.11ax HE80 SU	Duty Cycle (%):	95.5
Modulation Coding Scheme:	MCS2x1	DCCF (dB):	0.20
Antenna Configuration:	MIMO CDD	Peak Antenna Gain (dBi):	4.20
Active Port(s):	A+B (Core 0 + Core 1)	Active Chain(s):	0+1

Test Frequency (MHz)	Maximum Conducted Output Power (dBm)					Limit (dBm)	Margin (dB)
	A	B	C	D	Σ		
5690	4.79	5.50	-	-	8.17	30.00	-21.83
5775	18.01	18.50	-	-	21.27	30.00	-8.73

Table 380 - Maximum Conducted (average) Output Power Results

Test Configuration			
Frequency Range:	5.150-5.250 GHz	Band:	U-NII-1
Limit Clause(s):	15.407 (a)(1)(iv)	Test Method(s):	C63.10 12.4.3.2
Additional Reference(s):	662911 D01 v02r01 F)2)f)(i), 662911 D01 v02r01 E)1)		

DUT Configuration			
Mode:	802.11ax HE20 RU26	Duty Cycle (%):	97.0
Modulation Coding Scheme:	MCS2x1	DCCF (dB):	-
Antenna Configuration:	MIMO CDD	Peak Antenna Gain (dBi):	5.90
Active Port(s):	A+B (Core 0 + Core 1)	Active Chain(s):	0+1

Test Frequency (MHz)	Maximum Conducted Output Power (dBm)					Limit (dBm)	Margin (dB)
	A	B	C	D	Σ		
5180 (RU26.0)	6.70	7.28	-	-	10.01	24.00	-13.99
5220 (RU26.0)	6.24	7.01	-	-	9.65	24.00	-14.35
5240 (RU26.8)	6.67	7.24	-	-	9.97	24.00	-14.03

Table 381 - FCC Maximum Conducted (average) Output Power Results



Test Configuration			
Frequency Range:	5.150-5.250 GHz	Band:	U-NII-1
Limit Clause(s):	15.407 (a)(1)(iv)	Test Method(s):	C63.10 12.4.3.2
Additional Reference(s):	662911 D01 v02r01 F)2)f(i), 662911 D01 v02r01 E)1)		

DUT Configuration			
Mode:	802.11ax HE20 RU52	Duty Cycle (%):	96.9
Modulation Coding Scheme:	MCS2x1	DCCF (dB):	-
Antenna Configuration:	MIMO CDD	Peak Antenna Gain (dBi):	5.90
Active Port(s):	A+B (Core 0 + Core 1)	Active Chain(s):	0+1

Test Frequency (MHz)	Maximum Conducted Output Power (dBm)					Limit (dBm)	Margin (dB)
	A	B	C	D	Σ		
5180 (RU52.37)	9.37	10.42	-	-	12.94	24.00	-11.06
5220 (RU52.37)	9.19	10.01	-	-	12.63	24.00	-11.37
5240 (RU52.40)	9.53	10.20	-	-	12.89	24.00	-11.11

Table 382 - FCC Maximum Conducted (average) Output Power Results

Test Configuration			
Frequency Range:	5.150-5.250 GHz	Band:	U-NII-1
Limit Clause(s):	15.407 (a)(1)(iv)	Test Method(s):	C63.10 12.4.3.2
Additional Reference(s):	662911 D01 v02r01 F)2)f(i), 662911 D01 v02r01 E)1)		

DUT Configuration			
Mode:	802.11ax HE20 RU106	Duty Cycle (%):	97.8
Modulation Coding Scheme:	MCS2x1	DCCF (dB):	-
Antenna Configuration:	MIMO CDD	Peak Antenna Gain (dBi):	5.90
Active Port(s):	A+B (Core 0 + Core 1)	Active Chain(s):	0+1

Test Frequency (MHz)	Maximum Conducted Output Power (dBm)					Limit (dBm)	Margin (dB)
	A	B	C	D	Σ		
5180 (RU106.53)	12.11	13.40	-	-	15.81	24.00	-8.19
5220 (RU106.53)	11.96	13.09	-	-	15.57	24.00	-8.43
5240 (RU106.54)	12.51	13.19	-	-	15.87	24.00	-8.13

Table 383 - FCC Maximum Conducted (average) Output Power Results



Test Configuration			
Frequency Range:	5.150-5.250 GHz	Band:	U-NII-1
Limit Clause(s):	RSS-247 6.2.1.1	Test Method(s):	C63.10 12.4.3.2
Additional Reference(s):	662911 D01 v02r01 F)2)f(i), 662911 D01 v02r01 E)1)		

DUT Configuration			
Mode:	802.11ax HE20 RU26	Duty Cycle (%):	97.0
Modulation Coding Scheme:	MCS2x1	DCCF (dB):	-
Antenna Configuration:	MIMO CDD	Peak Antenna Gain (dBi):	5.90
Active Port(s):	A+B (Core 0 + Core 1)	Active Chain(s):	0+1

Test Frequency (MHz)	Minimum 99% OBW (MHz)	Maximum Conducted Output Power (dBm)					Gain (dBi)	EIRP (dBm)	EIRP Limit (dBm)	EIRP Margin (dB)
		A	B	C	D	Σ				
5180 (RU26.0)	18.300	-0.56	-0.03	-	-	2.72	5.90	8.62	22.62	-14.00
5220 (RU26.0)	18.360	-0.69	-0.09	-	-	2.63	5.90	8.53	22.64	-14.11
5240 (RU26.8)	18.120	-0.37	-0.10	-	-	2.77	5.90	8.67	22.58	-13.91

Table 384 - ISED Maximum Conducted (average) Output Power Results

Test Configuration			
Frequency Range:	5.150-5.250 GHz	Band:	U-NII-1
Limit Clause(s):	RSS-247 6.2.1.1	Test Method(s):	C63.10 12.4.3.2
Additional Reference(s):	662911 D01 v02r01 F)2)f(i), 662911 D01 v02r01 E)1)		

DUT Configuration			
Mode:	802.11ax HE20 RU52	Duty Cycle (%):	97.1
Modulation Coding Scheme:	MCS2x1	DCCF (dB):	-
Antenna Configuration:	MIMO CDD	Peak Antenna Gain (dBi):	5.90
Active Port(s):	A+B (Core 0 + Core 1)	Active Chain(s):	0+1

Test Frequency (MHz)	Minimum 99% OBW (MHz)	Maximum Conducted Output Power (dBm)					Gain (dBi)	EIRP (dBm)	EIRP Limit (dBm)	EIRP Margin (dB)
		A	B	C	D	Σ				
5180 (RU52.37)	18.180	1.71	2.53	-	-	5.15	5.90	11.05	22.60	-11.55
5220 (RU52.37)	18.180	1.70	2.58	-	-	5.18	5.90	11.08	22.60	-11.52
5240 (RU52.40)	18.060	2.17	2.98	-	-	5.60	5.90	11.50	22.57	-11.06

Table 385 - ISED Maximum Conducted (average) Output Power Results



Test Configuration			
Frequency Range:	5.150-5.250 GHz	Band:	U-NII-1
Limit Clause(s):	RSS-247 6.2.1.1	Test Method(s):	C63.10 12.4.3.2
Additional Reference(s):	662911 D01 v02r01 F)2)f(i), 662911 D01 v02r01 E)1)		

DUT Configuration			
Mode:	802.11ax HE20 RU106	Duty Cycle (%):	97.7
Modulation Coding Scheme:	MCS2x1	DCCF (dB):	-
Antenna Configuration:	MIMO CDD	Peak Antenna Gain (dBi):	5.90
Active Port(s):	A+B (Core 0 + Core 1)	Active Chain(s):	0+1

Test Frequency (MHz)	Minimum 99% OBW (MHz)	Maximum Conducted Output Power (dBm)					Gain (dBi)	EIRP (dBm)	EIRP Limit (dBm)	EIRP Margin (dB)
		A	B	C	D	Σ				
5180 (RU106.53)	18.120	4.23	5.59	-	-	7.97	5.90	13.87	22.58	-8.71
5220 (RU106.53)	18.120	4.54	5.98	-	-	8.33	5.90	14.23	22.58	-8.35
5240 (RU106.54)	18.180	5.08	5.72	-	-	8.42	5.90	14.32	22.60	-8.27

Table 386 - ISED Maximum Conducted (average) Output Power Results



Test Configuration			
Frequency Range:	5.250-5.350 GHz	Band:	U-NII-2A
Limit Clause(s):	15.407 (a)(2) RSS-247 6.2.2.1	Test Method(s):	C63.10 12.4.3.2
Additional Reference(s):	662911 D01 v02r01 F)2)f(i), 662911 D01 v02r01 E)1)		

DUT Configuration			
Mode:	802.11ax HE20 RU52	Duty Cycle (%):	96.9
Modulation Coding Scheme:	MCS2x1	DCCF (dB):	-
Antenna Configuration:	MIMO CDD	Peak Antenna Gain (dBi):	7.10
Active Port(s):	A+B (Core 0 + Core 1)	Active Chain(s):	0+1

Test Frequency (MHz)	Minimum 26 dB Bandwidth (MHz)	Maximum Conducted Output Power (dBm)					Limit (dBm)	Margin (dB)
		A	B	C	D	Σ		
5260 (RU52.37)	19.860	7.97	8.78	-	-	11.40	22.88	-11.48
5300 (RU52.37)	20.040	8.06	8.78	-	-	11.45	22.90	-11.45
5320 (RU52.40)	19.800	8.00	8.78	-	-	11.42	22.87	-11.45

Table 387 - FCC Maximum Conducted (average) Output Power Results

Test Frequency (MHz)	Minimum 99% OBW (MHz)	Maximum Conducted Output Power (dBm)					Limit (dBm)	Margin (dB)	Gain (dBi)	EIRP (dBm)	EIRP Limit (dBm)	EIRP Margin (dB)
		A	B	C	D	Σ						
5260 (RU52.37)	18.120	7.97	8.78	-	-	11.40	23.58	-12.18	7.10	18.50	29.58	-11.08
5300 (RU52.37)	18.180	8.06	8.78	-	-	11.45	23.60	-12.15	7.10	18.55	29.60	-11.05
5320 (RU52.40)	18.120	8.00	8.78	-	-	11.42	23.58	-12.16	7.10	18.52	29.58	-11.06

Table 388 - ISED Maximum Conducted (average) Output Power Results



Test Configuration			
Frequency Range:	5.250-5.350 GHz	Band:	U-NII-2A
Limit Clause(s):	15.407 (a)(2) RSS-247 6.2.2.1	Test Method(s):	C63.10 12.4.3.2
Additional Reference(s):	662911 D01 v02r01 F)2)f)(i), 662911 D01 v02r01 E)1)		

DUT Configuration			
Mode:	802.11ax HE20 RU106	Duty Cycle (%):	98.1
Modulation Coding Scheme:	MCS2x1	DCCF (dB):	-
Antenna Configuration:	MIMO CDD	Peak Antenna Gain (dBi):	7.10
Active Port(s):	A+B (Core 0 + Core 1)	Active Chain(s):	0+1

Test Frequency (MHz)	Minimum 26 dB Bandwidth (MHz)	Maximum Conducted Output Power (dBm)					Limit (dBm)	Margin (dB)
		A	B	C	D	Σ		
5260 (RU106.53)	20.280	10.78	11.92	-	-	14.40	22.90	-8.50
5300 (RU106.53)	20.280	10.62	11.79	-	-	14.25	22.90	-8.65
5320 (RU106.54)	19.560	11.23	11.85	-	-	14.56	22.81	-8.25

Table 389 - FCC Maximum Conducted (average) Output Power Results

Test Frequency (MHz)	Minimum 99% OBW (MHz)	Maximum Conducted Output Power (dBm)					Limit (dBm)	Margin (dB)	Gain (dBi)	EIRP (dBm)	EIRP Limit (dBm)	EIRP Margin (dB)
		A	B	C	D	Σ						
5260 (RU106.53)	18.120	10.78	11.92	-	-	14.40	23.58	-9.18	7.10	21.50	29.58	-8.08
5300 (RU106.53)	18.060	10.62	11.79	-	-	14.25	23.57	-9.32	7.10	21.35	29.57	-8.22
5320 (RU106.54)	18.180	11.23	11.85	-	-	14.56	23.60	-9.03	7.10	21.66	29.60	-7.93

Table 390 - ISED Maximum Conducted (average) Output Power Results



Test Configuration			
Frequency Range:	5.470-5.725 GHz	Band:	U-NII-2C
Limit Clause(s):	15.407 (a)(2) RSS-247 6.2.3.1	Test Method(s):	C63.10 12.4.2.4 C63.10 12.4.3.2
Additional Reference(s):	662911 D01 v02r01 F)2)f)(i), 662911 D01 v02r01 E)1)		
Note(s):	Straddle channel power was measured using the appropriate SA test method. DCCF was added to the spectrum analyser reference level offset.		

DUT Configuration			
Mode:	802.11ax HE20 RU52	Duty Cycle (%):	96.9
Modulation Coding Scheme:	MCS2x1	DCCF (dB):	0.14
Antenna Configuration:	MIMO CDD	Peak Antenna Gain (dBi):	3.70
Active Port(s):	A+B (Core 0 + Core 1)	Active Chain(s):	0+1

Test Frequency (MHz)	Minimum 26 dB Bandwidth (MHz)	Maximum Conducted Output Power (dBm)					Limit (dBm)	Margin (dB)
		A	B	C	D	Σ		
5500 (RU52.37)	19.860	10.28	10.77	-	-	13.54	23.98	-10.44
5580 (RU52.37)	19.920	10.01	10.89	-	-	13.48	23.99	-10.51
5700 (RU52.40)	19.620	8.03	8.99	-	-	11.55	23.93	-12.38
5720 (RU52.39)	14.120	9.56	10.56	-	-	13.10	22.50	-9.40

Table 391 - FCC Maximum Conducted (average) Output Power Results

Test Frequency (MHz)	Minimum 99% OBW (MHz)	Maximum Conducted Output Power (dBm)					Limit (dBm)	Margin (dB)	Gain (dBi)	EIRP (dBm)	EIRP Limit (dBm)	EIRP Margin (dB)
		A	B	C	D	Σ						
5500 (RU52.37)	18.120	10.28	10.77	-	-	13.54	23.58	-10.04	3.70	17.24	29.58	-12.34
5580 (RU52.37)	18.120	10.01	10.89	-	-	13.48	23.58	-10.10	3.70	17.18	29.58	-12.40
5700 (RU52.40)	18.060	8.03	8.99	-	-	11.55	23.57	-12.02	3.70	15.25	29.57	-14.32
5720 (RU52.39)	13.160	9.56	10.56	-	-	13.10	22.19	-9.09	3.70	16.80	28.19	-11.39

Table 392 - ISED Maximum Conducted (average) Output Power Results



Test Configuration			
Frequency Range:	5.470-5.725 GHz	Band:	U-NII-2C
Limit Clause(s):	15.407 (a)(2) RSS-247 6.2.3.1	Test Method(s):	C63.10 12.4.2.4 C63.10 12.4.3.2
Additional Reference(s):	662911 D01 v02r01 F)2)f)(i), 662911 D01 v02r01 E)1)		
Note(s):	Straddle channel power was measured using the appropriate SA test method. DCCF was added to the spectrum analyser reference level offset.		

DUT Configuration			
Mode:	802.11ax HE20 RU106	Duty Cycle (%):	97.8
Modulation Coding Scheme:	MCS2x1	DCCF (dB):	0.10
Antenna Configuration:	MIMO CDD	Peak Antenna Gain (dBi):	3.70
Active Port(s):	A+B (Core 0 + Core 1)	Active Chain(s):	0+1

Test Frequency (MHz)	Minimum 26 dB Bandwidth (MHz)	Maximum Conducted Output Power (dBm)					Limit (dBm)	Margin (dB)
		A	B	C	D	Σ		
5500 (RU106.53)	20.280	12.78	14.12	-	-	16.52	24.00	-7.48
5580 (RU106.53)	20.160	13.02	14.11	-	-	16.61	24.00	-7.39
5700 (RU106.54)	19.800	13.51	14.12	-	-	16.84	23.97	-7.13
5720 (RU106.53)	15.500	12.78	13.99	-	-	16.44	22.90	-6.47

Table 393 - FCC Maximum Conducted (average) Output Power Results

Test Frequency (MHz)	Minimum 99% OBW (MHz)	Maximum Conducted Output Power (dBm)					Limit (dBm)	Margin (dB)	Gain (dBi)	EIRP (dBm)	EIRP Limit (dBm)	EIRP Margin (dB)
		A	B	C	D	Σ						
5500 (RU106.53)	18.060	12.78	14.12	-	-	16.52	23.57	-7.05	3.70	20.22	29.57	-9.35
5580 (RU106.53)	18.120	13.02	14.11	-	-	16.61	23.58	-6.97	3.70	20.31	29.58	-9.27
5700 (RU106.54)	18.120	13.51	14.12	-	-	16.84	23.58	-6.75	3.70	20.54	29.58	-9.05
5720 (RU106.53)	14.480	12.78	13.99	-	-	16.44	22.61	-6.17	3.70	20.14	28.61	-8.47

Table 394 - ISED Maximum Conducted (average) Output Power Results



Test Configuration			
Frequency Range:	5.725-5.850 GHz	Band:	U-NII-3
Limit Clause(s):	15.407 (a)(3) RSS-247 6.2.4.1	Test Method(s):	C63.10 12.4.3.2
Additional Reference(s):	662911 D01 v02r01 F)2)f)(i), 662911 D01 v02r01 E)1)		

DUT Configuration			
Mode:	802.11ax HE20 RU26	Duty Cycle (%):	97.2
Modulation Coding Scheme:	MCS2x1	DCCF (dB):	-
Antenna Configuration:	MIMO CDD	Peak Antenna Gain (dBi):	4.20
Active Port(s):	A+B (Core 0 + Core 1)	Active Chain(s):	0+1

Test Frequency (MHz)	Maximum Conducted Output Power (dBm)					Limit (dBm)	Margin (dB)
	A	B	C	D	Σ		
5745 (RU26.0)	13.15	13.41	-	-	16.29	30.00	-13.71
5785 (RU26.0)	12.82	13.48	-	-	16.18	30.00	-13.82
5825 (RU26.8)	12.94	13.38	-	-	16.18	30.00	-13.82

Table 395 - Maximum Conducted (average) Output Power Results

Test Configuration			
Frequency Range:	5.725-5.850 GHz	Band:	U-NII-3
Limit Clause(s):	15.407 (a)(3) RSS-247 6.2.4.1	Test Method(s):	C63.10 12.4.2.4 C63.10 12.4.3.2
Additional Reference(s):	662911 D01 v02r01 F)2)f)(i), 662911 D01 v02r01 E)1)		
Note(s):	Straddle channel power was measured using the appropriate SA test method. DCCF was added to the spectrum analyser reference level offset.		

DUT Configuration			
Mode:	802.11ax HE20 RU52	Duty Cycle (%):	97.0
Modulation Coding Scheme:	MCS2x1	DCCF (dB):	0.13
Antenna Configuration:	MIMO CDD	Peak Antenna Gain (dBi):	4.20
Active Port(s):	A+B (Core 0 + Core 1)	Active Chain(s):	0+1

Test Frequency (MHz)	Maximum Conducted Output Power (dBm)					Limit (dBm)	Margin (dB)
	A	B	C	D	Σ		
5720 (RU52.40)	10.05	10.86	-	-	13.49	30.00	-16.51
5745 (RU52.37)	15.72	16.38	-	-	19.07	30.00	-10.93
5785 (RU52.37)	15.81	16.42	-	-	19.14	30.00	-10.86
5825 (RU52.40)	15.14	16.44	-	-	18.85	30.00	-11.15

Table 396 - Maximum Conducted (average) Output Power Results



Test Configuration			
Frequency Range:	5.725-5.850 GHz	Band:	U-NII-3
Limit Clause(s):	15.407 (a)(3) RSS-247 6.2.4.1	Test Method(s):	C63.10 12.4.2.4 C63.10 12.4.3.2
Additional Reference(s):	662911 D01 v02r01 F)2)f)(i), 662911 D01 v02r01 E)1)		
Note(s):	Straddle channel power was measured using the appropriate SA test method. DCCF was added to the spectrum analyser reference level offset.		

DUT Configuration			
Mode:	802.11ax HE20 RU106	Duty Cycle (%):	97.8
Modulation Coding Scheme:	MCS2x1	DCCF (dB):	0.10
Antenna Configuration:	MIMO CDD	Peak Antenna Gain (dBi):	4.20
Active Port(s):	A+B (Core 0 + Core 1)	Active Chain(s):	0+1

Test Frequency (MHz)	Maximum Conducted Output Power (dBm)					Limit (dBm)	Margin (dB)
	A	B	C	D	Σ		
5720 (RU106.54)	10.38	11.18	-	-	13.81	30.00	-16.19
5745 (RU106.53)	18.73	19.47	-	-	22.13	30.00	-7.87
5785 (RU106.53)	18.39	19.36	-	-	21.91	30.00	-8.09
5825 (RU106.54)	18.79	19.49	-	-	22.17	30.00	-7.83

Table 397 - Maximum Conducted (average) Output Power Results



MIMO SDM

Test Configuration			
Frequency Range:	5.150-5.250 GHz	Band:	U-NII-1
Limit Clause(s):	15.407 (a)(1)(iv)	Test Method(s):	C63.10 12.4.3.2
Additional Reference(s):	662911 D01 v02r01 F)2)d)(ii), 662911 D01 v02r01 E)1)		

DUT Configuration			
Mode:	802.11n HT20	Duty Cycle (%):	93.9
Modulation Coding Scheme:	MCS10	DCCF (dB):	-
Antenna Configuration:	MIMO SDM	Peak Antenna Gain (dBi):	4.56
Active Port(s):	A+B (Core 0 + Core 1)	Active Chain(s):	0+1

Test Frequency (MHz)	Maximum Conducted Output Power (dBm)					Limit (dBm)	Margin (dB)
	A	B	C	D	Σ		
5180	15.97	16.69	-	-	19.36	24.00	-4.64
5220	15.99	16.63	-	-	19.33	24.00	-4.67
5240	16.27	16.85	-	-	19.58	24.00	-4.42

Table 398 - FCC Maximum Conducted (average) Output Power Results

Test Configuration			
Frequency Range:	5.150-5.250 GHz	Band:	U-NII-1
Limit Clause(s):	15.407 (a)(1)(iv)	Test Method(s):	C63.10 12.4.3.2
Additional Reference(s):	662911 D01 v02r01 F)2)d)(ii), 662911 D01 v02r01 E)1)		

DUT Configuration			
Mode:	802.11n HT40	Duty Cycle (%):	89.6
Modulation Coding Scheme:	MCS10	DCCF (dB):	-
Antenna Configuration:	MIMO SDM	Peak Antenna Gain (dBi):	4.56
Active Port(s):	A+B (Core 0 + Core 1)	Active Chain(s):	0+1

Test Frequency (MHz)	Maximum Conducted Output Power (dBm)					Limit (dBm)	Margin (dB)
	A	B	C	D	Σ		
5190	16.22	17.10	-	-	19.69	24.00	-4.31
5230	18.58	19.45	-	-	22.05	24.00	-1.95

Table 399 - FCC Maximum Conducted (average) Output Power Results



Test Configuration			
Frequency Range:	5.150-5.250 GHz	Band:	U-NII-1
Limit Clause(s):	15.407 (a)(1)(iv)	Test Method(s):	C63.10 12.4.3.2
Additional Reference(s):	662911 D01 v02r01 F)2)d)(ii), 662911 D01 v02r01 E)1)		

DUT Configuration			
Mode:	802.11ac VHT80	Duty Cycle (%):	83.3
Modulation Coding Scheme:	MCS2x2	DCCF (dB):	-
Antenna Configuration:	MIMO SDM	Peak Antenna Gain (dBi):	4.56
Active Port(s):	A+B (Core 0 + Core 1)	Active Chain(s):	0+1

Test Frequency (MHz)	Maximum Conducted Output Power (dBm)					Limit (dBm)	Margin (dB)
	A	B	C	D	Σ		
5210	14.50	14.81	-	-	17.67	24.00	-6.33

Table 400 - FCC Maximum Conducted (average) Output Power Results

Test Configuration			
Frequency Range:	5.150-5.250 GHz	Band:	U-NII-1
Limit Clause(s):	15.407 (a)(1)(iv)	Test Method(s):	C63.10 12.4.2.4
Additional Reference(s):	662911 D01 v02r01 F)2)d)(ii), 662911 D01 v02r01 E)1)		
Note(s):	Straddle channel power was measured using the appropriate SA test method. DCCF was added to the spectrum analyser reference level offset.		

DUT Configuration			
Mode:	802.11ac VHT160	Duty Cycle (%):	79.0
Modulation Coding Scheme:	MCS2x2	DCCF (dB):	1.02
Antenna Configuration:	MIMO SDM	Peak Antenna Gain (dBi):	4.56
Active Port(s):	A+B (Core 0 + Core 1)	Active Chain(s):	0+1

Test Frequency (MHz)	Maximum Conducted Output Power (dBm)					Limit (dBm)	Margin (dB)
	A	B	C	D	Σ		
5250	5.70	6.58	-	-	9.17	24.00	-14.83

Table 401 - FCC Maximum Conducted (average) Output Power Results



Test Configuration			
Frequency Range:	5.150-5.250 GHz	Band:	U-NII-1
Limit Clause(s):	15.407 (a)(1)(iv)	Test Method(s):	C63.10 12.4.3.2
Additional Reference(s):	662911 D01 v02r01 F)2)d)(ii), 662911 D01 v02r01 E)1)		

DUT Configuration			
Mode:	802.11ax HE20 SU	Duty Cycle (%):	95.6
Modulation Coding Scheme:	MCS2x2	DCCF (dB):	-
Antenna Configuration:	MIMO SDM	Peak Antenna Gain (dBi):	4.56
Active Port(s):	A+B (Core 0 + Core 1)	Active Chain(s):	0+1

Test Frequency (MHz)	Maximum Conducted Output Power (dBm)					Limit (dBm)	Margin (dB)
	A	B	C	D	Σ		
5180	15.83	16.62	-	-	19.25	24.00	-4.75
5220	16.47	16.87	-	-	19.69	24.00	-4.31
5240	16.21	16.84	-	-	19.55	24.00	-4.45

Table 402 - FCC Maximum Conducted (average) Output Power Results

Test Configuration			
Frequency Range:	5.150-5.250 GHz	Band:	U-NII-1
Limit Clause(s):	15.407 (a)(1)(iv)	Test Method(s):	C63.10 12.4.3.2
Additional Reference(s):	662911 D01 v02r01 F)2)d)(ii), 662911 D01 v02r01 E)1)		

DUT Configuration			
Mode:	802.11ax HE40 SU	Duty Cycle (%):	95.6
Modulation Coding Scheme:	MCS2x2	DCCF (dB):	-
Antenna Configuration:	MIMO SDM	Peak Antenna Gain (dBi):	4.56
Active Port(s):	A+B (Core 0 + Core 1)	Active Chain(s):	0+1

Test Frequency (MHz)	Maximum Conducted Output Power (dBm)					Limit (dBm)	Margin (dB)
	A	B	C	D	Σ		
5190	15.24	15.88	-	-	18.58	24.00	-5.42
5230	18.13	19.19	-	-	21.70	24.00	-2.30

Table 403 - FCC Maximum Conducted (average) Output Power Results



Test Configuration			
Frequency Range:	5.150-5.250 GHz	Band:	U-NII-1
Limit Clause(s):	15.407 (a)(1)(iv)	Test Method(s):	C63.10 12.4.3.2
Additional Reference(s):	662911 D01 v02r01 F)2)d)(ii), 662911 D01 v02r01 E)1)		

DUT Configuration			
Mode:	802.11ax HE80 SU	Duty Cycle (%):	95.2
Modulation Coding Scheme:	MCS2x2	DCCF (dB):	-
Antenna Configuration:	MIMO SDM	Peak Antenna Gain (dBi):	4.56
Active Port(s):	A+B (Core 0 + Core 1)	Active Chain(s):	0+1

Test Frequency (MHz)	Maximum Conducted Output Power (dBm)					Limit (dBm)	Margin (dB)
	A	B	C	D	Σ		
5210	14.36	14.94	-	-	17.67	24.00	-6.33

Table 404 - FCC Maximum Conducted (average) Output Power Results

Test Configuration			
Frequency Range:	5.150-5.250 GHz	Band:	U-NII-1
Limit Clause(s):	15.407 (a)(1)(iv)	Test Method(s):	C63.10 12.4.2.4
Additional Reference(s):	662911 D01 v02r01 F)2)d)(ii), 662911 D01 v02r01 E)1)		
Note(s):	Straddle channel power was measured using the appropriate SA test method. DCCF was added to the spectrum analyser reference level offset.		

DUT Configuration			
Mode:	802.11ax HE160 SU	Duty Cycle (%):	92.6
Modulation Coding Scheme:	MCS2x2	DCCF (dB):	0.33
Antenna Configuration:	MIMO SDM	Peak Antenna Gain (dBi):	4.56
Active Port(s):	A+B (Core 0 + Core 1)	Active Chain(s):	0+1

Test Frequency (MHz)	Maximum Conducted Output Power (dBm)					Limit (dBm)	Margin (dB)
	A	B	C	D	Σ		
5250	5.85	6.66	-	-	9.28	24.00	-14.72

Table 405 - FCC Maximum Conducted (average) Output Power Results



Test Configuration			
Frequency Range:	5.150-5.250 GHz	Band:	U-NII-1
Limit Clause(s):	RSS-247 6.2.1.1	Test Method(s):	C63.10 12.4.3.2
Additional Reference(s):	662911 D01 v02r01 F)2)d)(ii), 662911 D01 v02r01 E)1)		

DUT Configuration			
Mode:	802.11n HT20	Duty Cycle (%):	94.2
Modulation Coding Scheme:	MCS10	DCCF (dB):	-
Antenna Configuration:	MIMO SDM	Peak Antenna Gain (dBi):	4.56
Active Port(s):	A+B (Core 0 + Core 1)	Active Chain(s):	0+1

Test Frequency (MHz)	Minimum 99% OBW (MHz)	Maximum Conducted Output Power (dBm)					Gain (dBi)	EIRP (dBm)	EIRP Limit (dBm)	EIRP Margin (dB)
		A	B	C	D	Σ				
5180	17.820	9.97	10.35	-	-	13.18	4.56	17.73	22.51	-4.78
5220	17.700	9.75	10.57	-	-	13.19	4.56	17.75	22.48	-4.73
5240	17.700	10.05	10.54	-	-	13.31	4.56	17.87	22.48	-4.61

Table 406 - ISED Maximum Conducted (average) Output Power Results

Test Configuration			
Frequency Range:	5.150-5.250 GHz	Band:	U-NII-1
Limit Clause(s):	RSS-247 6.2.1.1	Test Method(s):	C63.10 12.4.3.2
Additional Reference(s):	662911 D01 v02r01 F)2)d)(ii), 662911 D01 v02r01 E)1)		

DUT Configuration			
Mode:	802.11n HT40	Duty Cycle (%):	89.6
Modulation Coding Scheme:	MCS10	DCCF (dB):	-
Antenna Configuration:	MIMO SDM	Peak Antenna Gain (dBi):	4.56
Active Port(s):	A+B (Core 0 + Core 1)	Active Chain(s):	0+1

Test Frequency (MHz)	Minimum 99% OBW (MHz)	Maximum Conducted Output Power (dBm)					Gain (dBi)	EIRP (dBm)	EIRP Limit (dBm)	EIRP Margin (dB)
		A	B	C	D	Σ				
5190	36.600	12.34	13.11	-	-	15.75	4.56	20.31	23.00	-2.69
5230	36.360	12.26	13.19	-	-	15.76	4.56	20.31	23.00	-2.69

Table 407 - ISED Maximum Conducted (average) Output Power Results



Test Configuration			
Frequency Range:	5.150-5.250 GHz	Band:	U-NII-1
Limit Clause(s):	RSS-247 6.2.1.1	Test Method(s):	C63.10 12.4.3.2
Additional Reference(s):	662911 D01 v02r01 F)2)d)(ii), 662911 D01 v02r01 E)1)		

DUT Configuration			
Mode:	802.11ac VHT80	Duty Cycle (%):	83.3
Modulation Coding Scheme:	MCS2x2	DCCF (dB):	-
Antenna Configuration:	MIMO SDM	Peak Antenna Gain (dBi):	4.56
Active Port(s):	A+B (Core 0 + Core 1)	Active Chain(s):	0+1

Test Frequency (MHz)	Minimum 99% OBW (MHz)	Maximum Conducted Output Power (dBm)					Gain (dBi)	EIRP (dBm)	EIRP Limit (dBm)	EIRP Margin (dB)
		A	B	C	D	Σ				
5210	75.680	13.26	13.99	-	-	16.65	4.56	21.21	23.00	-1.79

Table 408 - ISED Maximum Conducted (average) Output Power Results

Test Configuration			
Frequency Range:	5.150-5.250 GHz	Band:	U-NII-1
Limit Clause(s):	RSS-247 6.2.1.1	Test Method(s):	C63.10 12.4.2.4
Additional Reference(s):	662911 D01 v02r01 F)2)d)(ii), 662911 D01 v02r01 E)1)		
Note(s):	Straddle channel power was measured using the appropriate SA test method. DCCF was added to the spectrum analyser reference level offset.		

DUT Configuration			
Mode:	802.11ac VHT160	Duty Cycle (%):	79.0
Modulation Coding Scheme:	MCS2x2	DCCF (dB):	1.02
Antenna Configuration:	MIMO SDM	Peak Antenna Gain (dBi):	4.56
Active Port(s):	A+B (Core 0 + Core 1)	Active Chain(s):	0+1

Test Frequency (MHz)	Minimum 99% OBW (MHz)	Maximum Conducted Output Power (dBm)					Gain (dBi)	EIRP (dBm)	EIRP Limit (dBm)	EIRP Margin (dB)
		A	B	C	D	Σ				
5250	76.860	5.71	6.56	-	-	9.17	4.56	13.72	23.00	-9.28

Table 409 - ISED Maximum Conducted (average) Output Power Results



Test Configuration			
Frequency Range:	5.150-5.250 GHz	Band:	U-NII-1
Limit Clause(s):	RSS-247 6.2.1.1	Test Method(s):	C63.10 12.4.3.2
Additional Reference(s):	662911 D01 v02r01 F)2)d)(ii), 662911 D01 v02r01 E)1)		

DUT Configuration			
Mode:	802.11ax HE20 SU	Duty Cycle (%):	95.8
Modulation Coding Scheme:	MCS2x2	DCCF (dB):	-
Antenna Configuration:	MIMO SDM	Peak Antenna Gain (dBi):	4.56
Active Port(s):	A+B (Core 0 + Core 1)	Active Chain(s):	0+1

Test Frequency (MHz)	Minimum 99% OBW (MHz)	Maximum Conducted Output Power (dBm)					Gain (dBi)	EIRP (dBm)	EIRP Limit (dBm)	EIRP Margin (dB)
		A	B	C	D	Σ				
5180	18.960	9.62	10.34	-	-	13.00	4.56	17.56	22.78	-5.22
5220	18.900	9.71	10.75	-	-	13.27	4.56	17.83	22.76	-4.94
5240	18.900	10.01	10.57	-	-	13.31	4.56	17.87	22.76	-4.90

Table 410 - ISED Maximum Conducted (average) Output Power Results

Test Configuration			
Frequency Range:	5.150-5.250 GHz	Band:	U-NII-1
Limit Clause(s):	RSS-247 6.2.1.1	Test Method(s):	C63.10 12.4.3.2
Additional Reference(s):	662911 D01 v02r01 F)2)d)(ii), 662911 D01 v02r01 E)1)		

DUT Configuration			
Mode:	802.11ax HE40 SU	Duty Cycle (%):	95.6
Modulation Coding Scheme:	MCS2x2	DCCF (dB):	-
Antenna Configuration:	MIMO SDM	Peak Antenna Gain (dBi):	4.56
Active Port(s):	A+B (Core 0 + Core 1)	Active Chain(s):	0+1

Test Frequency (MHz)	Minimum 99% OBW (MHz)	Maximum Conducted Output Power (dBm)					Gain (dBi)	EIRP (dBm)	EIRP Limit (dBm)	EIRP Margin (dB)
		A	B	C	D	Σ				
5190	37.920	12.19	13.00	-	-	15.62	4.56	20.18	23.00	-2.82
5230	37.680	12.22	12.95	-	-	15.61	4.56	20.17	23.00	-2.83

Table 411 - ISED Maximum Conducted (average) Output Power Results



Test Configuration			
Frequency Range:	5.150-5.250 GHz	Band:	U-NII-1
Limit Clause(s):	RSS-247 6.2.1.1	Test Method(s):	C63.10 12.4.3.2
Additional Reference(s):	662911 D01 v02r01 F)2)d(ii), 662911 D01 v02r01 E)1)		

DUT Configuration			
Mode:	802.11ax HE80 SU	Duty Cycle (%):	95.2
Modulation Coding Scheme:	MCS2x2	DCCF (dB):	-
Antenna Configuration:	MIMO SDM	Peak Antenna Gain (dBi):	4.56
Active Port(s):	A+B (Core 0 + Core 1)	Active Chain(s):	0+1

Test Frequency (MHz)	Minimum 99% OBW (MHz)	Maximum Conducted Output Power (dBm)					Gain (dBi)	EIRP (dBm)	EIRP Limit (dBm)	EIRP Margin (dB)
		A	B	C	D	Σ				
5210	77.000	13.34	14.25	-	-	16.83	4.56	21.38	23.00	-1.62

Table 412 - ISED Maximum Conducted (average) Output Power Results

Test Configuration			
Frequency Range:	5.150-5.250 GHz	Band:	U-NII-1
Limit Clause(s):	RSS-247 6.2.1.1	Test Method(s):	C63.10 12.4.2.4
Additional Reference(s):	662911 D01 v02r01 F)2)d(ii), 662911 D01 v02r01 E)1)		
Note(s):	Straddle channel power was measured using the appropriate SA test method. DCCF was added to the spectrum analyser reference level offset.		

DUT Configuration			
Mode:	802.11ax HE160 SU	Duty Cycle (%):	92.6
Modulation Coding Scheme:	MCS2x2	DCCF (dB):	0.33
Antenna Configuration:	MIMO SDM	Peak Antenna Gain (dBi):	4.56
Active Port(s):	A+B (Core 0 + Core 1)	Active Chain(s):	0+1

Test Frequency (MHz)	Minimum 99% OBW (MHz)	Maximum Conducted Output Power (dBm)					Gain (dBi)	EIRP (dBm)	EIRP Limit (dBm)	EIRP Margin (dB)
		A	B	C	D	Σ				
5250	77.700	5.88	6.61	-	-	9.27	4.56	13.83	23.00	-9.17

Table 413 - ISED Maximum Conducted (average) Output Power Results



Test Configuration			
Frequency Range:	5.250-5.350 GHz	Band:	U-NII-2A
Limit Clause(s):	15.407 (a)(2) RSS-247 6.2.2.1	Test Method(s):	C63.10 12.4.3.2
Additional Reference(s):	662911 D01 v02r01 F)2)d(ii), 662911 D01 v02r01 E)1)		

DUT Configuration			
Mode:	802.11n HT20	Duty Cycle (%):	93.9
Modulation Coding Scheme:	MCS10	DCCF (dB):	-
Antenna Configuration:	MIMO SDM	Peak Antenna Gain (dBi):	5.76
Active Port(s):	A+B (Core 0 + Core 1)	Active Chain(s):	0+1

Test Frequency (MHz)	Minimum 26 dB Bandwidth (MHz)	Maximum Conducted Output Power (dBm)					Limit (dBm)	Margin (dB)
		A	B	C	D	Σ		
5260	20.940	16.22	16.88	-	-	19.57	24.00	-4.43
5300	20.940	16.07	16.52	-	-	19.31	24.00	-4.69
5320	21.780	16.20	16.58	-	-	19.41	24.00	-4.59

Table 414 - FCC Maximum Conducted (average) Output Power Results

Test Frequency (MHz)	Minimum 99% OBW (MHz)	Maximum Conducted Output Power (dBm)					Limit (dBm)	Margin (dB)	Gain (dBi)	EIRP (dBm)	EIRP Limit (dBm)	EIRP Margin (dB)
		A	B	C	D	Σ						
5260	17.700	16.22	16.88	-	-	19.57	23.48	-3.91	5.76	25.33	29.48	-4.15
5300	17.700	16.07	16.52	-	-	19.31	23.48	-4.17	5.76	25.07	29.48	-4.41
5320	17.820	16.20	16.58	-	-	19.41	23.51	-4.10	5.76	25.16	29.51	-4.35

Table 415 - ISED Maximum Conducted (average) Output Power Results



Test Configuration			
Frequency Range:	5.250-5.350 GHz	Band:	U-NII-2A
Limit Clause(s):	15.407 (a)(2) RSS-247 6.2.2.1	Test Method(s):	C63.10 12.4.3.2
Additional Reference(s):	662911 D01 v02r01 F)2)d)(ii), 662911 D01 v02r01 E)1)		

DUT Configuration			
Mode:	802.11n HT40	Duty Cycle (%):	89.6
Modulation Coding Scheme:	MCS10	DCCF (dB):	-
Antenna Configuration:	MIMO SDM	Peak Antenna Gain (dBi):	5.76
Active Port(s):	A+B (Core 0 + Core 1)	Active Chain(s):	0+1

Test Frequency (MHz)	Minimum 26 dB Bandwidth (MHz)	Maximum Conducted Output Power (dBm)					Limit (dBm)	Margin (dB)
		A	B	C	D	Σ		
5270	41.040	18.24	19.41	-	-	21.88	24.00	-2.12
5310	42.480	14.20	14.66	-	-	17.45	24.00	-6.55

Table 416 - FCC Maximum Conducted (average) Output Power Results

Test Frequency (MHz)	Minimum 99% OBW (MHz)	Maximum Conducted Output Power (dBm)					Limit (dBm)	Margin (dB)	Gain (dBi)	EIRP (dBm)	EIRP Limit (dBm)	EIRP Margin (dB)
		A	B	C	D	Σ						
5270	36.240	18.24	19.41	-	-	21.88	24.00	-2.12	5.76	27.63	30.00	-2.37
5310	36.480	14.20	14.66	-	-	17.45	24.00	-6.55	5.76	23.20	30.00	-6.80

Table 417 - ISED Maximum Conducted (average) Output Power Results



Test Configuration			
Frequency Range:	5.250-5.350 GHz	Band:	U-NII-2A
Limit Clause(s):	15.407 (a)(2) RSS-247 6.2.2.1	Test Method(s):	C63.10 12.4.3.2
Additional Reference(s):	662911 D01 v02r01 F)2)d)(ii), 662911 D01 v02r01 E)1)		

DUT Configuration			
Mode:	802.11ac VHT80	Duty Cycle (%):	83.3
Modulation Coding Scheme:	MCS2x2	DCCF (dB):	-
Antenna Configuration:	MIMO SDM	Peak Antenna Gain (dBi):	5.76
Active Port(s):	A+B (Core 0 + Core 1)	Active Chain(s):	0+1

Test Frequency (MHz)	Minimum 26 dB Bandwidth (MHz)	Maximum Conducted Output Power (dBm)					Limit (dBm)	Margin (dB)
		A	B	C	D	Σ		
5290	83.820	11.94	12.61	-	-	15.30	24.00	-8.70

Table 418 - FCC Maximum Conducted (average) Output Power Results

Test Frequency (MHz)	Minimum 99% OBW (MHz)	Maximum Conducted Output Power (dBm)					Limit (dBm)	Margin (dB)	Gain (dBi)	EIRP (dBm)	EIRP Limit (dBm)	EIRP Margin (dB)
		A	B	C	D	Σ						
5290	75.460	11.94	12.61	-	-	15.30	24.00	-8.70	5.76	21.06	30.00	-8.94

Table 419 - ISED Maximum Conducted (average) Output Power Results



Test Configuration			
Frequency Range:	5.250-5.350 GHz	Band:	U-NII-2A
Limit Clause(s):	15.407 (a)(2)	Test Method(s):	C63.10 12.4.2.4
Additional Reference(s):	662911 D01 v02r01 F)2)d)(ii), 662911 D01 v02r01 E)1)		
Note(s):	Straddle channel power was measured using the appropriate SA test method. DCCF was added to the spectrum analyser reference level offset.		

DUT Configuration			
Mode:	802.11ac VHT160	Duty Cycle (%):	79.0
Modulation Coding Scheme:	MCS2x2	DCCF (dB):	1.02
Antenna Configuration:	MIMO SDM	Peak Antenna Gain (dBi):	5.76
Active Port(s):	A+B (Core 0 + Core 1)	Active Chain(s):	0+1

Test Frequency (MHz)	Minimum 26 dB Bandwidth (MHz)	Maximum Conducted Output Power (dBm)					Limit (dBm)	Margin (dB)
		A	B	C	D	Σ		
5250	83.160	6.59	7.34	-	-	9.99	24.00	-14.01

Table 420 - FCC Maximum Conducted (average) Output Power Results

Test Frequency (MHz)	Minimum 99% OBW (MHz)	Maximum Conducted Output Power (dBm)					Limit (dBm)	Margin (dB)	Gain (dBi)	EIRP (dBm)	EIRP Limit (dBm)	EIRP Margin (dB)
		A	B	C	D	Σ						
5250	77.280	6.61	7.31	-	-	9.98	24.00	-14.02	5.76	15.74	30.00	-14.26

Table 421 - ISED Maximum Conducted (average) Output Power Results



Test Configuration			
Frequency Range:	5.250-5.350 GHz	Band:	U-NII-2A
Limit Clause(s):	15.407 (a)(2) RSS-247 6.2.2.1	Test Method(s):	C63.10 12.4.3.2
Additional Reference(s):	662911 D01 v02r01 F)2)d(ii), 662911 D01 v02r01 E)1)		

DUT Configuration			
Mode:	802.11ax HE20 SU	Duty Cycle (%):	95.6
Modulation Coding Scheme:	MCS2x2	DCCF (dB):	-
Antenna Configuration:	MIMO SDM	Peak Antenna Gain (dBi):	5.76
Active Port(s):	A+B (Core 0 + Core 1)	Active Chain(s):	0+1

Test Frequency (MHz)	Minimum 26 dB Bandwidth (MHz)	Maximum Conducted Output Power (dBm)					Limit (dBm)	Margin (dB)
		A	B	C	D	Σ		
5260	21.060	16.35	16.96	-	-	19.68	24.00	-4.32
5300	20.940	16.50	16.96	-	-	19.75	24.00	-4.25
5320	21.780	16.20	16.55	-	-	19.39	24.00	-4.61

Table 422 - FCC Maximum Conducted (average) Output Power Results

Test Frequency (MHz)	Minimum 99% OBW (MHz)	Maximum Conducted Output Power (dBm)					Limit (dBm)	Margin (dB)	Gain (dBi)	EIRP (dBm)	EIRP Limit (dBm)	EIRP Margin (dB)
		A	B	C	D	Σ						
5260	18.900	16.35	16.96	-	-	19.68	23.76	-4.09	5.76	25.43	29.76	-4.33
5300	18.900	16.50	16.96	-	-	19.75	23.76	-4.02	5.76	25.50	29.76	-4.26
5320	18.960	16.20	16.55	-	-	19.39	23.78	-4.39	5.76	25.14	29.78	-4.63

Table 423 - ISED Maximum Conducted (average) Output Power Results



Test Configuration			
Frequency Range:	5.250-5.350 GHz	Band:	U-NII-2A
Limit Clause(s):	15.407 (a)(2) RSS-247 6.2.2.1	Test Method(s):	C63.10 12.4.3.2
Additional Reference(s):	662911 D01 v02r01 F)2)d)(ii), 662911 D01 v02r01 E)1)		

DUT Configuration			
Mode:	802.11ax HE40 SU	Duty Cycle (%):	95.6
Modulation Coding Scheme:	MCS2x2	DCCF (dB):	-
Antenna Configuration:	MIMO SDM	Peak Antenna Gain (dBi):	5.76
Active Port(s):	A+B (Core 0 + Core 1)	Active Chain(s):	0+1

Test Frequency (MHz)	Minimum 26 dB Bandwidth (MHz)	Maximum Conducted Output Power (dBm)					Limit (dBm)	Margin (dB)
		A	B	C	D	Σ		
5270	41.520	18.05	19.33	-	-	21.75	24.00	-2.25
5310	43.560	13.53	14.20	-	-	16.89	24.00	-7.11

Table 424 - FCC Maximum Conducted (average) Output Power Results

Test Frequency (MHz)	Minimum 99% OBW (MHz)	Maximum Conducted Output Power (dBm)					Limit (dBm)	Margin (dB)	Gain (dBi)	EIRP (dBm)	EIRP Limit (dBm)	EIRP Margin (dB)
		A	B	C	D	Σ						
5270	37.680	18.05	19.33	-	-	21.75	24.00	-2.25	5.76	27.50	30.00	-2.50
5310	37.920	13.53	14.20	-	-	16.89	24.00	-7.11	5.76	22.64	30.00	-7.36

Table 425 - ISED Maximum Conducted (average) Output Power Results



Test Configuration			
Frequency Range:	5.250-5.350 GHz	Band:	U-NII-2A
Limit Clause(s):	15.407 (a)(2) RSS-247 6.2.2.1	Test Method(s):	C63.10 12.4.3.2
Additional Reference(s):	662911 D01 v02r01 F)2)d)(ii), 662911 D01 v02r01 E)1)		

DUT Configuration			
Mode:	802.11ax HE80 SU	Duty Cycle (%):	97.6
Modulation Coding Scheme:	MCS2x2	DCCF (dB):	-
Antenna Configuration:	MIMO SDM	Peak Antenna Gain (dBi):	5.76
Active Port(s):	A+B (Core 0 + Core 1)	Active Chain(s):	0+1

Test Frequency (MHz)	Minimum 26 dB Bandwidth (MHz)	Maximum Conducted Output Power (dBm)					Limit (dBm)	Margin (dB)
		A	B	C	D	Σ		
5290	83.380	11.39	12.45	-	-	14.97	24.00	-9.03

Table 426 - FCC Maximum Conducted (average) Output Power Results

Test Frequency (MHz)	Minimum 99% OBW (MHz)	Maximum Conducted Output Power (dBm)					Limit (dBm)	Margin (dB)	Gain (dBi)	EIRP (dBm)	EIRP Limit (dBm)	EIRP Margin (dB)
		A	B	C	D	Σ						
5290	77.000	11.39	12.45	-	-	14.97	24.00	-9.03	5.76	20.72	30.00	-9.28

Table 427 - ISED Maximum Conducted (average) Output Power Results



Test Configuration			
Frequency Range:	5.250-5.350 GHz	Band:	U-NII-2A
Limit Clause(s):	15.407 (a)(2)	Test Method(s):	C63.10 12.4.2.4
Additional Reference(s):	662911 D01 v02r01 F)2)d)(ii), 662911 D01 v02r01 E)1)		
Note(s):	Straddle channel power was measured using the appropriate SA test method. DCCF was added to the spectrum analyser reference level offset.		

DUT Configuration			
Mode:	802.11ax HE160 SU	Duty Cycle (%):	92.6
Modulation Coding Scheme:	MCS2x2	DCCF (dB):	0.33
Antenna Configuration:	MIMO SDM	Peak Antenna Gain (dBi):	5.76
Active Port(s):	A+B (Core 0 + Core 1)	Active Chain(s):	0+1

Test Frequency (MHz)	Minimum 26 dB Bandwidth (MHz)	Maximum Conducted Output Power (dBm)					Limit (dBm)	Margin (dB)
		A	B	C	D	Σ		
5250	82.740	6.72	7.36	-	-	10.06	24.00	-13.94

Table 428 - FCC Maximum Conducted (average) Output Power Results

Test Frequency (MHz)	Minimum 99% OBW (MHz)	Maximum Conducted Output Power (dBm)					Limit (dBm)	Margin (dB)	Gain (dBi)	EIRP (dBm)	EIRP Limit (dBm)	EIRP Margin (dB)
		A	B	C	D	Σ						
5250	77.700	6.70	7.32	-	-	10.04	24.00	-13.96	5.76	15.79	30.00	-14.21

Table 429 - ISED Maximum Conducted (average) Output Power Results



Test Configuration			
Frequency Range:	5.470-5.725 GHz	Band:	U-NII-2C
Limit Clause(s):	15.407 (a)(2) RSS-247 6.2.3.1	Test Method(s):	C63.10 12.4.2.4 C63.10 12.4.3.2
Additional Reference(s):	662911 D01 v02r01 F)2)d)(ii), 662911 D01 v02r01 E)1)		
Note(s):	Straddle channel power was measured using the appropriate SA test method. DCCF was added to the spectrum analyser reference level offset.		

DUT Configuration			
Mode:	802.11n HT20	Duty Cycle (%):	93.9
Modulation Coding Scheme:	MCS10	DCCF (dB):	0.28
Antenna Configuration:	MIMO SDM	Peak Antenna Gain (dBi):	3.50
Active Port(s):	A+B (Core 0 + Core 1)	Active Chain(s):	0+1

Test Frequency (MHz)	Minimum 26 dB Bandwidth (MHz)	Maximum Conducted Output Power (dBm)					Limit (dBm)	Margin (dB)
		A	B	C	D	Σ		
5500	21.780	16.13	16.84	-	-	19.51	24.00	-4.49
5580	21.000	16.13	16.77	-	-	19.47	24.00	-4.53
5700	22.020	16.55	16.93	-	-	19.76	24.00	-4.24
5720	15.500	15.19	15.83	-	-	18.54	22.90	-4.37

Table 430 - FCC Maximum Conducted (average) Output Power Results

Test Frequency (MHz)	Minimum 99% OBW (MHz)	Maximum Conducted Output Power (dBm)					Limit (dBm)	Margin (dB)	Gain (dBi)	EIRP (dBm)	EIRP Limit (dBm)	EIRP Margin (dB)
		A	B	C	D	Σ						
5500	17.820	16.13	16.84	-	-	19.51	23.51	-4.00	3.50	23.01	29.51	-6.49
5580	17.700	16.13	16.77	-	-	19.47	23.48	-4.01	3.50	22.97	29.48	-6.51
5700	17.820	16.55	16.93	-	-	19.76	23.51	-3.75	3.50	23.26	29.51	-6.25
5720	13.760	15.19	15.83	-	-	18.54	22.39	-3.85	3.50	22.04	28.39	-6.35

Table 431 - ISED Maximum Conducted (average) Output Power Results



Test Configuration			
Frequency Range:	5.470-5.725 GHz	Band:	U-NII-2C
Limit Clause(s):	15.407 (a)(2) RSS-247 6.2.3.1	Test Method(s):	C63.10 12.4.2.4 C63.10 12.4.3.2
Additional Reference(s):	662911 D01 v02r01 F)2)d)(ii), 662911 D01 v02r01 E)1)		
Note(s):	Straddle channel power was measured using the appropriate SA test method. DCCF was added to the spectrum analyser reference level offset.		

DUT Configuration			
Mode:	802.11n HT40	Duty Cycle (%):	89.6
Modulation Coding Scheme:	MCS10	DCCF (dB):	0.48
Antenna Configuration:	MIMO SDM	Peak Antenna Gain (dBi):	3.50
Active Port(s):	A+B (Core 0 + Core 1)	Active Chain(s):	0+1

Test Frequency (MHz)	Minimum 26 dB Bandwidth (MHz)	Maximum Conducted Output Power (dBm)					Limit (dBm)	Margin (dB)
		A	B	C	D	Σ		
5510	42.000	16.92	17.42	-	-	20.19	24.00	-3.81
5550	41.280	18.80	19.24	-	-	22.04	24.00	-1.96
5670	43.320	17.31	17.77	-	-	20.55	24.00	-3.45
5710	35.640	18.26	18.89	-	-	21.60	24.00	-2.40

Table 432 - FCC Maximum Conducted (average) Output Power Results

Test Frequency (MHz)	Minimum 99% OBW (MHz)	Maximum Conducted Output Power (dBm)					Limit (dBm)	Margin (dB)	Gain (dBi)	EIRP (dBm)	EIRP Limit (dBm)	EIRP Margin (dB)
		A	B	C	D	Σ						
5510	36.480	16.92	17.42	-	-	20.19	24.00	-3.81	3.50	23.69	30.00	-6.31
5550	36.360	18.80	19.24	-	-	22.04	24.00	-1.96	3.50	25.54	30.00	-4.46
5670	36.600	17.31	17.77	-	-	20.55	24.00	-3.45	3.50	24.06	30.00	-5.94
5710	32.880	18.26	18.89	-	-	21.60	24.00	-2.40	3.50	25.10	30.00	-4.90

Table 433 - ISED Maximum Conducted (average) Output Power Results



Test Configuration			
Frequency Range:	5.470-5.725 GHz	Band:	U-NII-2C
Limit Clause(s):	15.407 (a)(2) RSS-247 6.2.3.1	Test Method(s):	C63.10 12.4.2.4 C63.10 12.4.3.2
Additional Reference(s):	662911 D01 v02r01 F)2)d)(ii), 662911 D01 v02r01 E)1)		
Note(s):	Straddle channel power was measured using the appropriate SA test method. DCCF was added to the spectrum analyser reference level offset.		

DUT Configuration			
Mode:	802.11ac VHT80	Duty Cycle (%):	83.3
Modulation Coding Scheme:	MCS2x2	DCCF (dB):	0.79
Antenna Configuration:	MIMO SDM	Peak Antenna Gain (dBi):	3.50
Active Port(s):	A+B (Core 0 + Core 1)	Active Chain(s):	0+1

Test Frequency (MHz)	Minimum 26 dB Bandwidth (MHz)	Maximum Conducted Output Power (dBm)					Limit (dBm)	Margin (dB)
		A	B	C	D	Σ		
5530	85.140	13.80	14.09	-	-	16.96	24.00	-7.04
5610	85.360	19.41	19.76	-	-	22.60	24.00	-1.40
5690	76.140	19.53	19.68	-	-	22.62	24.00	-1.38

Table 434 - FCC Maximum Conducted (average) Output Power Results

Test Frequency (MHz)	Minimum 99% OBW (MHz)	Maximum Conducted Output Power (dBm)					Limit (dBm)	Margin (dB)	Gain (dBi)	EIRP (dBm)	EIRP Limit (dBm)	EIRP Margin (dB)
		A	B	C	D	Σ						
5530	75.680	13.80	14.09	-	-	16.96	24.00	-7.04	3.50	20.47	30.00	-9.53
5690	71.960	19.53	19.68	-	-	22.62	24.00	-1.38	3.50	26.12	30.00	-3.88

Table 435 - ISED Maximum Conducted (average) Output Power Results



Test Configuration			
Frequency Range:	5.470-5.725 GHz	Band:	U-NII-2C
Limit Clause(s):	15.407 (a)(2) RSS-247 6.2.3.1	Test Method(s):	C63.10 12.4.3.2
Additional Reference(s):	662911 D01 v02r01 F)2)d)(ii), 662911 D01 v02r01 E)1)		

DUT Configuration			
Mode:	802.11ac VHT160	Duty Cycle (%):	79.3
Modulation Coding Scheme:	MCS2x2	DCCF (dB):	-
Antenna Configuration:	MIMO SDM	Peak Antenna Gain (dBi):	3.50
Active Port(s):	A+B (Core 0 + Core 1)	Active Chain(s):	0+1

Test Frequency (MHz)	Minimum 26 dB Bandwidth (MHz)	Maximum Conducted Output Power (dBm)					Limit (dBm)	Margin (dB)
		A	B	C	D	Σ		
5570	165.900	8.65	9.22	-	-	11.95	24.00	-12.05

Table 436 - FCC Maximum Conducted (average) Output Power Results



Test Configuration			
Frequency Range:	5.470-5.725 GHz	Band:	U-NII-2C
Limit Clause(s):	15.407 (a)(2) RSS-247 6.2.3.1	Test Method(s):	C63.10 12.4.2.4 C63.10 12.4.3.2
Additional Reference(s):	662911 D01 v02r01 F)2)d)(ii), 662911 D01 v02r01 E)1)		
Note(s):	Straddle channel power was measured using the appropriate SA test method. DCCF was added to the spectrum analyser reference level offset.		

DUT Configuration			
Mode:	802.11ax HE20 SU	Duty Cycle (%):	95.6
Modulation Coding Scheme:	MCS2x2	DCCF (dB):	0.19
Antenna Configuration:	MIMO SDM	Peak Antenna Gain (dBi):	3.50
Active Port(s):	A+B (Core 0 + Core 1)	Active Chain(s):	0+1

Test Frequency (MHz)	Minimum 26 dB Bandwidth (MHz)	Maximum Conducted Output Power (dBm)					Limit (dBm)	Margin (dB)
		A	B	C	D	Σ		
5500	21.900	16.14	16.56	-	-	19.37	24.00	-4.63
5580	20.940	16.25	16.68	-	-	19.48	24.00	-4.52
5700	22.080	13.21	13.32	-	-	16.28	24.00	-7.72
5720	15.560	15.08	15.73	-	-	18.43	22.92	-4.50

Table 437 - FCC Maximum Conducted (average) Output Power Results

Test Frequency (MHz)	Minimum 99% OBW (MHz)	Maximum Conducted Output Power (dBm)					Limit (dBm)	Margin (dB)	Gain (dBi)	EIRP (dBm)	EIRP Limit (dBm)	EIRP Margin (dB)
		A	B	C	D	Σ						
5500	18.960	16.14	16.56	-	-	19.37	23.78	-4.41	3.50	22.87	29.78	-6.91
5580	18.900	16.25	16.68	-	-	19.48	23.76	-4.28	3.50	22.99	29.76	-6.78
5700	18.960	13.21	13.32	-	-	16.28	23.78	-7.50	3.50	19.78	29.78	-10.00
5720	14.360	15.08	15.73	-	-	18.43	22.57	-4.15	3.50	21.93	28.57	-6.64

Table 438 - ISED Maximum Conducted (average) Output Power Results



Test Configuration			
Frequency Range:	5.470-5.725 GHz	Band:	U-NII-2C
Limit Clause(s):	15.407 (a)(2) RSS-247 6.2.3.1	Test Method(s):	C63.10 12.4.2.4 C63.10 12.4.3.2
Additional Reference(s):	662911 D01 v02r01 F)2)d)(ii), 662911 D01 v02r01 E)1)		
Note(s):	Straddle channel power was measured using the appropriate SA test method. DCCF was added to the spectrum analyser reference level offset.		

DUT Configuration			
Mode:	802.11ax HE40 SU	Duty Cycle (%):	95.6
Modulation Coding Scheme:	MCS2x2	DCCF (dB):	0.19
Antenna Configuration:	MIMO SDM	Peak Antenna Gain (dBi):	3.50
Active Port(s):	A+B (Core 0 + Core 1)	Active Chain(s):	0+1

Test Frequency (MHz)	Minimum 26 dB Bandwidth (MHz)	Maximum Conducted Output Power (dBm)					Limit (dBm)	Margin (dB)
		A	B	C	D	Σ		
5510	42.840	15.98	16.44	-	-	19.23	24.00	-4.77
5550	41.400	18.60	19.14	-	-	21.89	24.00	-2.11
5670	43.080	16.82	17.47	-	-	20.17	24.00	-3.83
5710	35.640	18.07	18.68	-	-	21.39	24.00	-2.61

Table 439 - FCC Maximum Conducted (average) Output Power Results

Test Frequency (MHz)	Minimum 99% OBW (MHz)	Maximum Conducted Output Power (dBm)					Limit (dBm)	Margin (dB)	Gain (dBi)	EIRP (dBm)	EIRP Limit (dBm)	EIRP Margin (dB)
		A	B	C	D	Σ						
5510	37.920	15.98	16.44	-	-	19.23	24.00	-4.77	3.50	22.73	30.00	-7.27
5550	37.800	18.60	19.14	-	-	21.89	24.00	-2.11	3.50	25.40	30.00	-4.60
5670	37.920	16.82	17.47	-	-	20.17	24.00	-3.83	3.50	23.67	30.00	-6.33
5710	33.600	18.07	18.68	-	-	21.39	24.00	-2.61	3.50	24.90	30.00	-5.10

Table 440 - ISED Maximum Conducted (average) Output Power Results