

FCC and ISED Test Report

Apple Inc
Model: A3112



In accordance with FCC 47 CFR Part 15C,
ISED RSS-247 and ISED RSS-GEN
(2.4 GHz WLAN)

Prepared for: Apple Inc
One Apple Park Way
Cupertino
California
95014
USA

FCC ID: BCGA3112

IC: 579C-A3112

COMMERCIAL-IN-CONFIDENCE

Document 75959702-15 Issue 01

SIGNATURE

NAME	JOB TITLE	RESPONSIBLE FOR	ISSUE DATE
Steven White	Senior Technical Specialist	Authorised Signatory	02 September 2024

Signatures in this approval box have checked this document in line with the requirements of TÜV SÜD document control rules.

ENGINEERING STATEMENT

The measurements shown in this report were made in accordance with the procedures described on test pages. All reported testing was carried out on a sample equipment to demonstrate limited compliance with FCC 47 CFR Part 15C, ISED RSS-247 and ISED RSS-GEN. The sample tested was found to comply with the requirements defined in the applied rules.

RESPONSIBLE FOR	NAME	DATE	SIGNATURE
Report Generation	Lauren Walters	02 September 2024	

FCC Accreditation

553713/UK2026 Concorde Park, Fareham Test Laboratory

ISED Accreditation

28798/UK0003 Concorde Park, Fareham Test Laboratory

EXECUTIVE SUMMARY

A sample of this product was tested and found to be compliant with FCC 47 CFR Part 15C: 2023, ISED RSS-247: Issue 3 (08-2023) and ISED RSS-GEN: Issue 5 (04-2018) + A2 (02-2021) for the tests detailed in section 1.3.



DISCLAIMER AND COPYRIGHT

This non-binding report has been prepared by TÜV SÜD with all reasonable skill and care. The document is confidential to the potential Client and TÜV SÜD. No part of this document may be reproduced without the prior written approval of TÜV SÜD. © 2024 TÜV SÜD. This report relates only to the actual item/items tested.

ACCREDITATION

Our UKAS Accreditation does not cover opinions and interpretations and any expressed are outside the scope of our UKAS Accreditation. Results of tests not covered by our UKAS Accreditation Schedule are marked NUA (Not UKAS Accredited). Results of tests covered by our Flexible UKAS Accreditation Schedule are marked FS (Flexible Scope).

TÜV SÜD
is a trading name of TÜV SÜD Ltd
Registered in Scotland at East Kilbride,
Glasgow G75 0QF, United Kingdom
Registered number: SC215164

TÜV SÜD Ltd is a
TÜV SÜD Group Company

Phone: +44 (0) 1489 558100
Fax: +44 (0) 1489 558101
www.tuvsud.com/en

TÜV SÜD
Octagon House
Concorde Way
Fareham
Hampshire PO15 5RL
United Kingdom



Contents

1	Report Summary	2
1.1	Report Modification Record.....	2
1.2	Introduction.....	2
1.3	Brief Summary of Results	3
1.4	Product Information	4
1.5	Deviations from the Standard.....	5
1.6	Identification of the EUT	5
1.7	EUT Modification Record	5
1.8	Test Location.....	6
2	Test Details	7
2.1	Restricted Band Edges.....	7
2.2	Emission Bandwidth	82
2.3	Maximum Conducted Output Power	96
2.4	Authorised Band Edges	110
2.5	Spurious Radiated Emissions	140
2.6	Power Spectral Density	171
3	Measurement Uncertainty	180



1 Report Summary

1.1 Report Modification Record

Alterations and additions to this report will be issued to the holders of each copy in the form of a complete document.

Issue	Description of Change	Date of Issue
1	First Issue	02-Sept-2024

Table 1

1.2 Introduction

Applicant	Apple Inc
Manufacturer	Apple Inc
EUT/Sample Identification	Refer to section 1.6
Test Specification/Issue/Date	FCC 47 CFR Part 15C: 2023 ISED RSS-247: Issue 3 (2023-08) ISED RSS-GEN: Issue 5 (2018-04) + A2 (2021-02)
Start of Test	29-May-2024
Finish of Test	08-July-2024
Name of Engineer(s)	Colin Brain, Dale Hills, Morsalin Hossain, Feda Hussein, Ian Hart and Tony Baby
Related Document(s)	ANSI C63.10 (2020) KDB 662911 D01 v02r01



1.3 Brief Summary of Results

A brief summary of the tests carried out in accordance with FCC 47 CFR Part 15C, ISED RSS-247 and ISED RSS-GEN is shown below.

Section	Specification Clause			Test Description	Result	Comments/Base Standard
	Part 15C	RSS-247	RSS-GEN			
Configuration and Mode: 2.4 GHz WLAN						
-	15.203	-	-	Antenna Requirement	N/T	The device complies with the provisions of this section, as it uses permanently attached integral antennas.
2.1	15.205	3.3	8.10	Restricted Band Edges	Pass	ANSI C63.10 (2020)
2.2	15.247 (a)(2)	5.2	6.7	Emission Bandwidth	Pass	ANSI C63.10 (2020)
2.3	15.247 (b)	5.4	6.12	Maximum Conducted Output Power	Pass	ANSI C63.10 (2020) KDB 662911 D01 v02r01
2.4	15.247 (d)	5.5	-	Authorised Band Edges	Pass	ANSI C63.10 (2020)
2.5	15.209 and 15.247 (d)	3.3 and 5.5	6.13 and 8.9	Spurious Radiated Emissions	Pass	ANSI C63.10 (2020)
2.6	15.247 (e)	5.2	6.12	Power Spectral Density	Pass	ANSI C63.10 (2020) KDB 662911 D01 v02r01

Table 2



1.4 Product Information

1.4.1 Technical Description

The equipment under test (EUT) was a portable laptop computer.

1.4.2 Test Modes

The EUT's 2.4 GHz 802.11 radio supports SISO (Single Input/Single Output) and 2x2 MIMO (Multiple Input/Multiple Output). It supports 802.11b and g for SISO operation and 802.11n and ax at 20 MHz channel bandwidths for both SISO and MIMO operation. 802.11ax multi-user mode supports RU sizes of 26/52/106/242 subcarriers.

The EUT uses different output powers per core dependent on the transmit mode and how many cores are used. It uses the same power across all cores in any given mode, but due to the different antenna gains the radiated powers per core differs.

After preliminary investigations were performed, the EUT was therefore tested in the following worst-case modes unless otherwise specified:

SISO Modes (Core 0):

- 802.11b - 1 Mbps
- 802.11g - 12 Mbps
- 802.11n HT20 - MCS2
- 802.11ax HE20 SU - MCS2x1
- 802.11ax HE20 MU RU26/52/106* - MCS2x1

2x2 MIMO Modes (Core 0 + Core 1):

- 802.11n HT20 - CDD - MCS2
- 802.11ax HE20 SU - CDD - MCS2x1
- 802.11ax HE20 MU RU26/52/106* - CDD - MCS2x1

*Note: The RU offset for bottom and middle channels were placed in the lowest position and on the top channel, the offset was placed in the upper most position.

1.4.3 Test Setup

For conducted tests the EUT antennas were disconnected and replaced with U.FL to SMA test cables to enable conducted testing on each core. The loss of these test cables was known and compensated for in any conducted measurements.

For all tests, the EUT was put into a continuous transmit test mode with the chipset manufacturer's test commands. The EUT then transmitted the required type of packeted 802.11 data frames of fixed length, containing the standard headers and with pseudo-random data content, ensuring the measured signals were representative and contained all the symbols at the highest power control level.

All testing was performed with the EUT powered via a 120 V AC, 60 Hz source.



1.4.4 Antenna Gain Table

Antenna Port	Frequency Range (MHz)	Peak Gain (dBi)	Conducted Cable Loss (dB)
Core 0	2400 to 2480	4.6	0.71
Core 1	2400 to 2480	4.2	0.71

Table 3

1.5 Deviations from the Standard

No deviations from the applicable test standard were made during testing.

1.6 Identification of the EUT

The table below details identification of the EUT(s) that have been used to carry out the testing within this report.

Model: A3112			
Serial Number	Hardware Version	Software Version	Firmware
D2XW4JQFNK	REV1.0	24A21940x	23.30.16
K67X45QH3Q	REV1.0	24A21940x	23.30.16
MNV254CLPF	REV1.0	24A21940x	23.30.16
DQHQ6Q99MH	REV1.0	24A21940x	23.30.16

Table 4

1.7 EUT Modification Record

The table below details modifications made to the EUT during the test programme.

The modifications incorporated during each test are recorded on the appropriate test pages.

Modification State	Description of Modification still fitted to EUT	Modification Fitted By	Date Modification Fitted
Model: A3112, Serial Number: K67X45QH3Q			
0	As supplied by the customer	Not Applicable	Not Applicable
Model: A3112, Serial Number: D2XW4JQFNK			
0	As supplied by the customer	Not Applicable	Not Applicable
Model: A3112, Serial Number: MNV254CLPF			
0	As supplied by the customer	Not Applicable	Not Applicable
Model: A3112, Serial Number: DQHQ6Q99MH			
0	As supplied by the customer	Not Applicable	Not Applicable

Table 5



1.8 Test Location

TÜV SÜD conducted the following tests at our Concorde Park Test Laboratory.

Test Name	Name of Engineer(s)	Accreditation
Configuration and Mode: 2.4 GHz WLAN		
Restricted Band Edges	Colin Brain, Dale Hills and Morsalin Hossain	UKAS
Emission Bandwidth	Feda Hussein	UKAS
Maximum Conducted Output Power	Feda Hussein	UKAS
Authorised Band Edges	Colin Brain, Dale Hills and Morsalin Hossain	UKAS
Spurious Radiated Emissions	Colin Brain, Dale Hills, Ian Hart and Tony Baby	UKAS
Power Spectral Density	Feda Hussein	UKAS

Table 6

Office Address:

TÜV SÜD
Concorde Park
Concorde Way
Fareham
Hampshire
PO15 5FG
United Kingdom



2 Test Details

2.1 Restricted Band Edges

2.1.1 Specification Reference

FCC 47 CFR Part 15C, Clause 15.205
ISED RSS-247, Clause 3.3
ISED RSS-GEN, Clause 8.10

2.1.2 Equipment Under Test and Modification State

A3112, S/N: K67X45QH3Q - Modification State 0
A3112, S/N: MNV254CLPF - Modification State 0

2.1.3 Date of Test

29-May-2024 to 12-June-2024

2.1.4 Test Method

This test was performed in accordance with ANSI C63.10, clause 6.10.5 and 11.12.1.

Plots for average measurements were taken in accordance with ANSI C63.10, clause 11.12.2.5.2.

The following conversion can be applied to convert from dB μ V/m to μ V/m:
 $10^{(\text{Field Strength in dB}\mu\text{V/m}/20)}$.

2.1.5 Environmental Conditions

Ambient Temperature	21.2 - 24.2 °C
Relative Humidity	41.5 - 48.2 %



2.1.6 Test Results

2.4 GHz WLAN

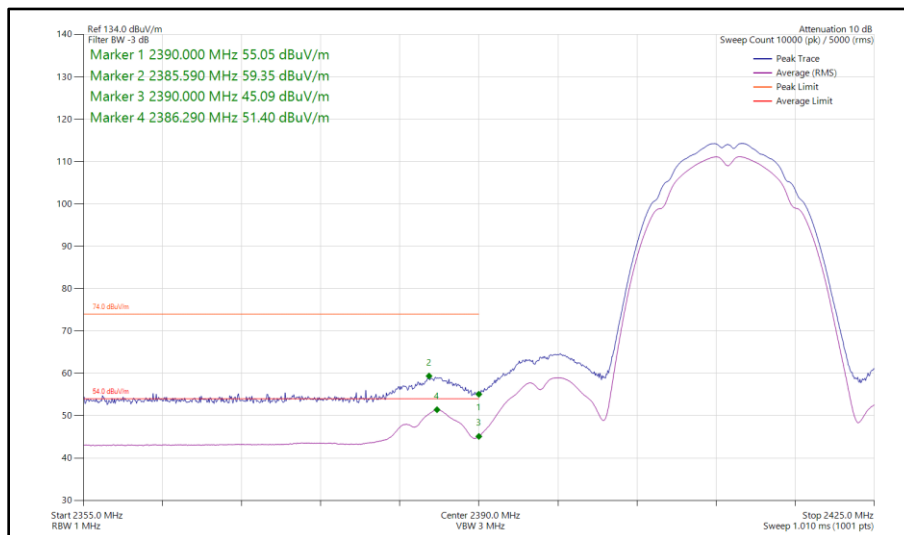
20 MHz Bandwidth - Core 0 (SISO)

Mode	Data Rate/ MCS	Resource Size	Resource Index	TX Frequency (MHz)	Band Edge Frequency (MHz)	Peak Level (dBμV/m)	Average Level (dBuV/m)
802.11b	1 Mbps	-	-	2412	2390	59.35	51.40
802.11b	1 Mbps	-	-	2417	2390	59.54	51.25
802.11b	1 Mbps	-	-	2422	2390	57.27	47.16
802.11g	24 Mbps	-	-	2412	2390	65.00	51.48
802.11g	54 Mbps	-	-	2417	2390	68.32	51.36
802.11g	24 Mbps	-	-	2422	2390	69.50	50.01
802.11g	54 Mbps	-	-	2427	2390	69.14	51.29
802.11g	54 Mbps	-	-	2432	2390	67.19	48.43
802.11n HT20	MCS 2	-	-	2412	2390	65.03	51.39
802.11n HT20	MCS 4	-	-	2417	2390	68.31	51.47
802.11n HT20	MCS 2	-	-	2422	2390	66.00	51.41
802.11n HT20	MCS 7	-	-	2427	2390	69.16	49.49
802.11n HT20	MCS 7	-	-	2432	2390	69.37	49.98
802.11ax HE20	MCS 9x1	SU	-	2412	2390	66.11	51.21
802.11ax HE20	MCS 9x1	106	54	2412	2390	69.48	49.21
802.11ax HE20	MCS 4x1	SU	-	2417	2390	64.90	51.24
802.11ax HE20	MCS 9x1	106	53	2417	2390	68.37	48.62
802.11ax HE20	MCS 9x1	SU	-	2422	2390	68.77	51.46
802.11ax HE20	MCS 9x1	SU	-	2427	2390	69.14	51.23
802.11ax HE20	MCS 2x1	SU	-	2432	2390	67.02	51.14
802.11b	1 Mbps	-	-	2457	2483.5	59.07	51.21
802.11b	1 Mbps	-	-	2462	2483.5	59.68	51.19
802.11b	1 Mbps	-	-	2467	2483.5	59.68	51.35
802.11b	1 Mbps	-	-	2472	2483.5	58.62	51.30
802.11g	54 Mbps	-	-	2447	2483.5	67.48	51.05
802.11g	24 Mbps	-	-	2452	2483.5	67.47	51.33
802.11g	24 Mbps	-	-	2457	2483.5	67.09	51.48
802.11g	54 Mbps	-	-	2462	2483.5	68.98	51.49
802.11g	12 Mbps	-	-	2467	2483.5	63.67	51.38
802.11g	54 Mbps	-	-	2472	2483.5	65.51	51.44
802.11n HT20	MCS 7	-	-	2442	2483.5	67.93	50.92
802.11n HT20	MCS 7	-	-	2447	2483.5	66.97	51.36
802.11n HT20	MCS 7	-	-	2452	2483.5	69.32	51.10
802.11n HT20	MCS 7	-	-	2457	2483.5	69.50	50.22

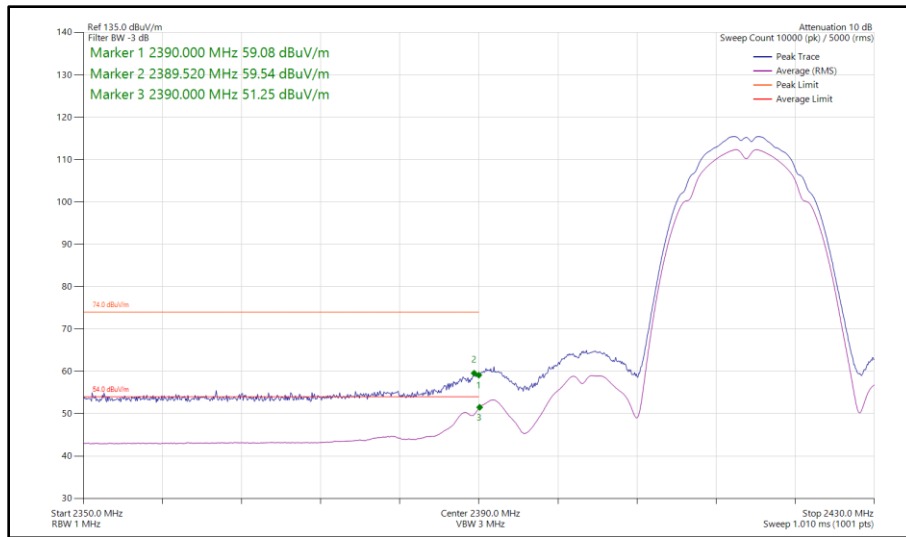


Mode	Data Rate/ MCS	Resource Size	Resource Index	TX Frequency (MHz)	Band Edge Frequency (MHz)	Peak Level (dBμV/m)	Average Level (dBμV/m)
802.11n HT20	MCS 4	-	-	2462	2483.5	66.27	51.36
802.11n HT20	MCS 2	-	-	2467	2483.5	63.24	51.34
802.11n HT20	MCS 2	-	-	2472	2483.5	64.01	51.50
802.11ax HE20	MCS 9x1	SU	-	2437	2483.5	66.71	50.59
802.11ax HE20	MCS 9x1	SU	-	2442	2483.5	68.03	51.32
802.11ax HE20	MCS 2x1	SU	-	2447	2483.5	67.40	51.50
802.11ax HE20	MCS 4x1	SU	-	2452	2483.5	66.71	51.48
802.11ax HE20	MCS 9x1	106	54	2452	2483.5	63.06	46.66
802.11ax HE20	MCS 9x1	SU	-	2457	2483.5	69.29	51.49
802.11ax HE20	MCS 9x1	106	54	2457	2483.5	69.00	47.36
802.11ax HE20	MCS 4x1	SU	-	2462	2483.5	65.80	51.28
802.11ax HE20	MCS 9x1	106	54	2462	2483.5	69.47	50.43
802.11ax HE20	MCS 9x1	SU	-	2467	2483.5	63.27	51.43
802.11ax HE20	MCS 9x1	106	53	2467	2483.5	66.87	50.95
802.11ax HE20	MCS 9x1	SU	-	2472	2483.5	66.39	51.45
802.11ax HE20	MCS 9x1	52	40	2472	2483.5	69.31	48.89

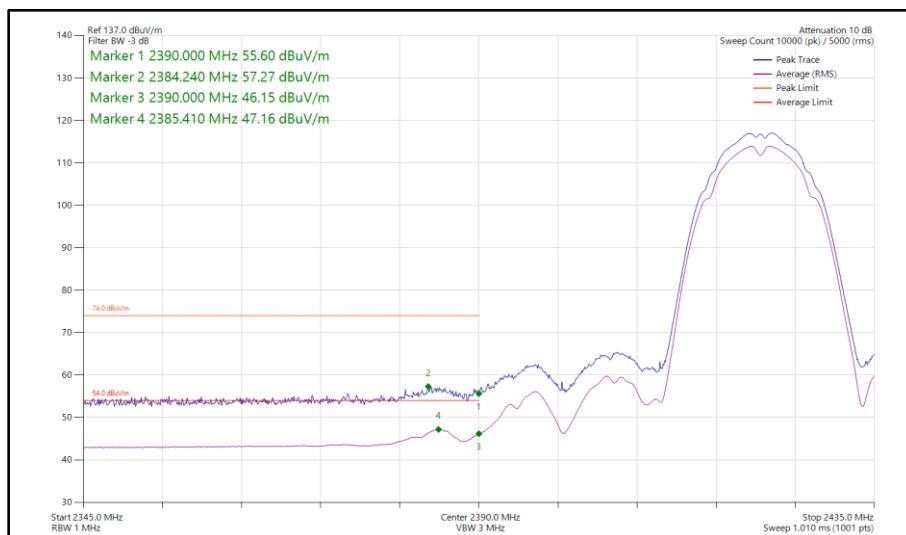
Table 7 - SISO Restricted Band Edge Results



**Figure 1 - 802.11b, SISO, Core 0 - 2412 MHz
 Band Edge Frequency 2390 MHz**



**Figure 2 - 802.11b, SISO, Core 0 - 2417 MHz
Band Edge Frequency 2390 MHz**



**Figure 3 - 802.11b, SISO, Core 0 - 2422 MHz
Band Edge Frequency 2390 MHz**

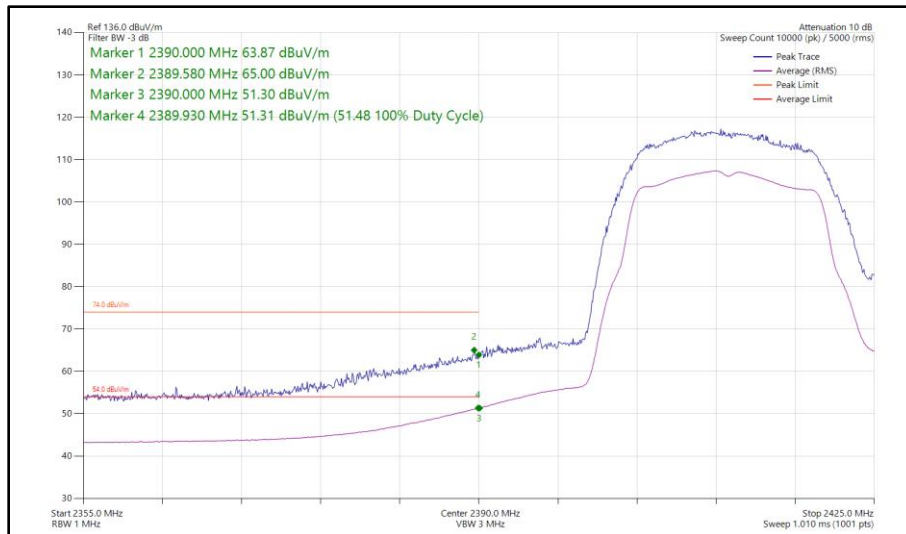


Figure 4 - 802.11g, SISO, Core 0 - 2412 MHz
Band Edge Frequency 2390 MHz

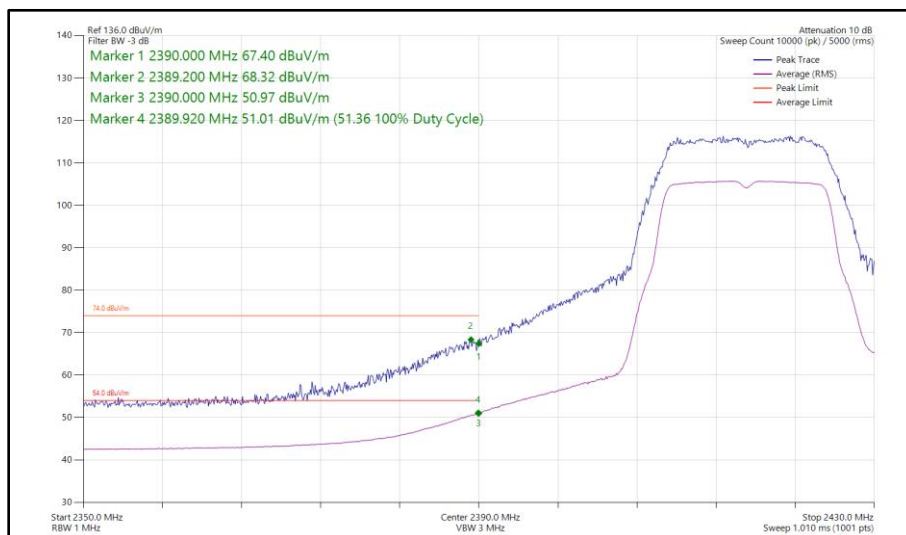


Figure 5 - 802.11g, SISO, Core 0 - 2417 MHz
Band Edge Frequency 2390 MHz

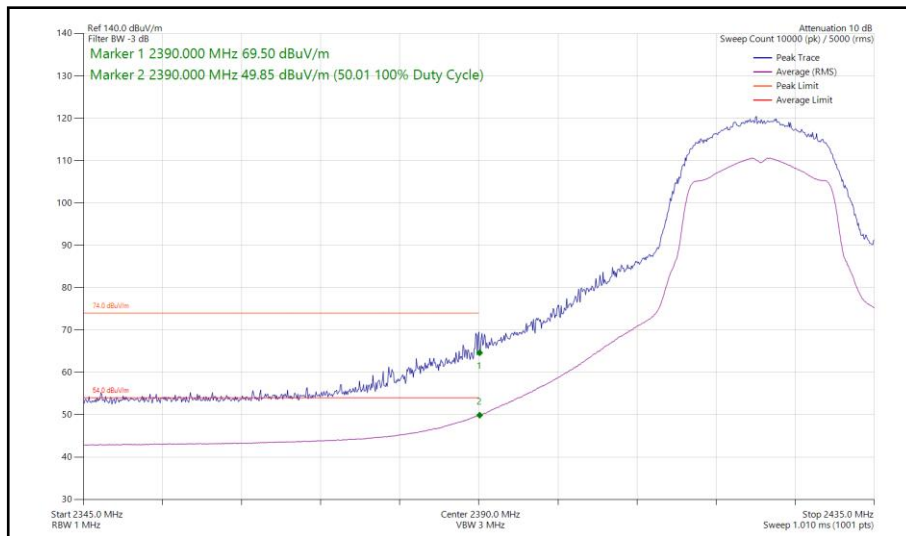


Figure 6 - 802.11g, SISO, Core 0 - 2422 MHz
Band Edge Frequency 2390 MHz

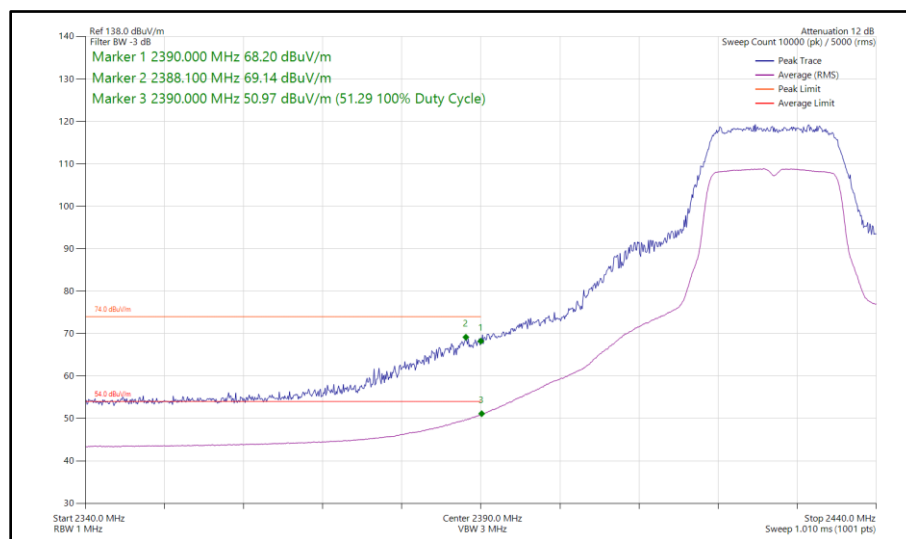
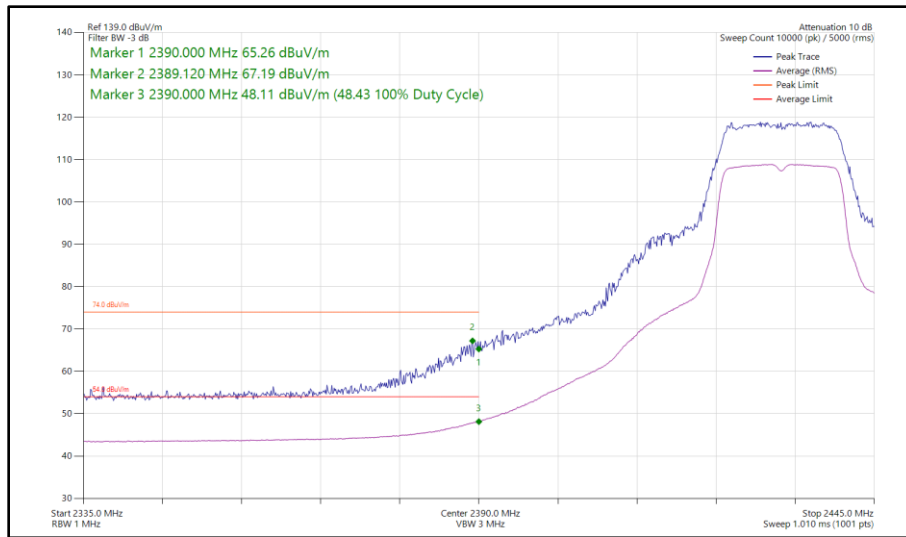
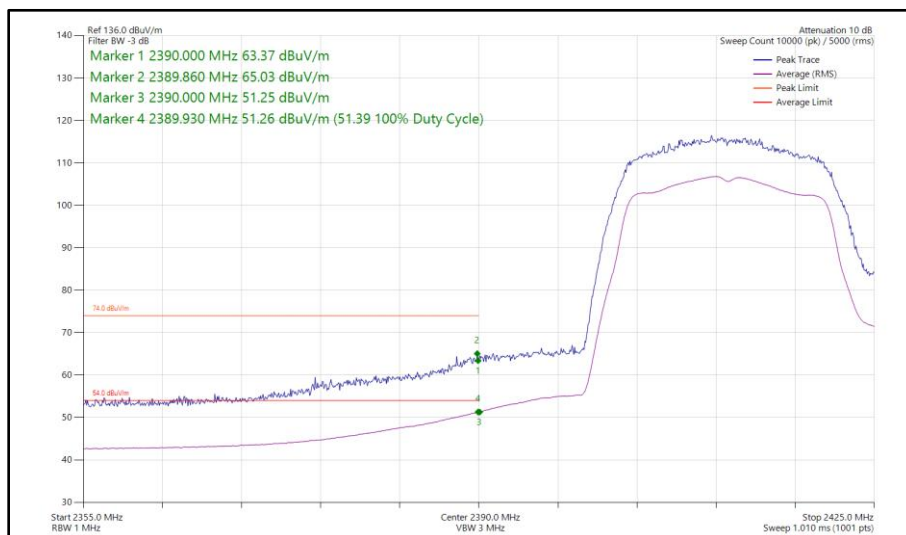


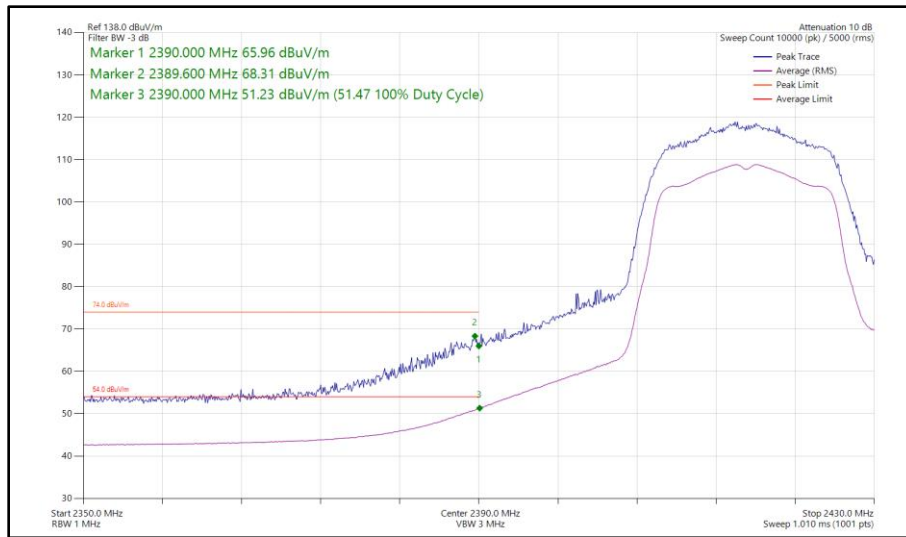
Figure 7 - 802.11g, SISO, Core 0 - 2427 MHz
Band Edge Frequency 2390 MHz



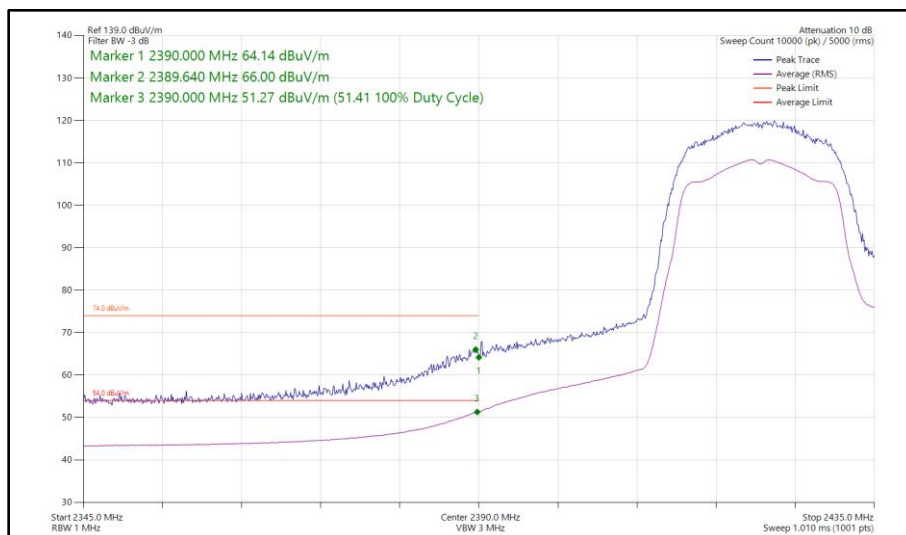
**Figure 8 - 802.11g, SISO, Core 0 - 2432 MHz
 Band Edge Frequency 2390 MHz**



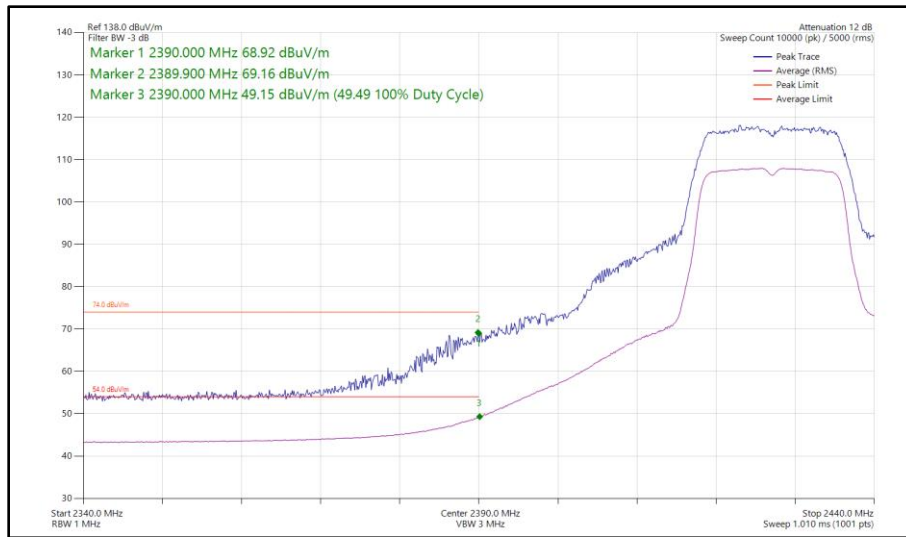
**Figure 9 - 802.11n HT20, SISO, Core 0 - 2412 MHz
 Band Edge Frequency 2390 MHz**



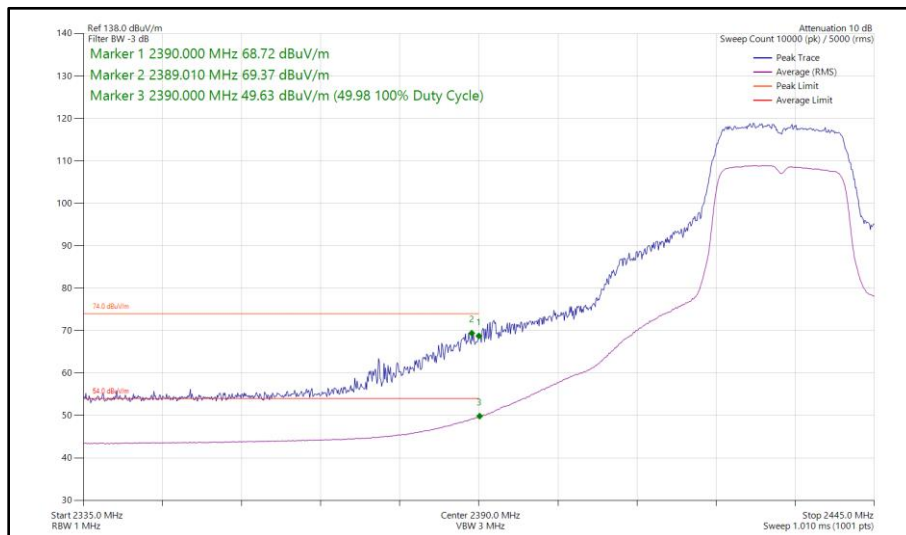
**Figure 10 - 802.11n HT20, SISO, Core 0 - 2417 MHz
Band Edge Frequency 2390 MHz**



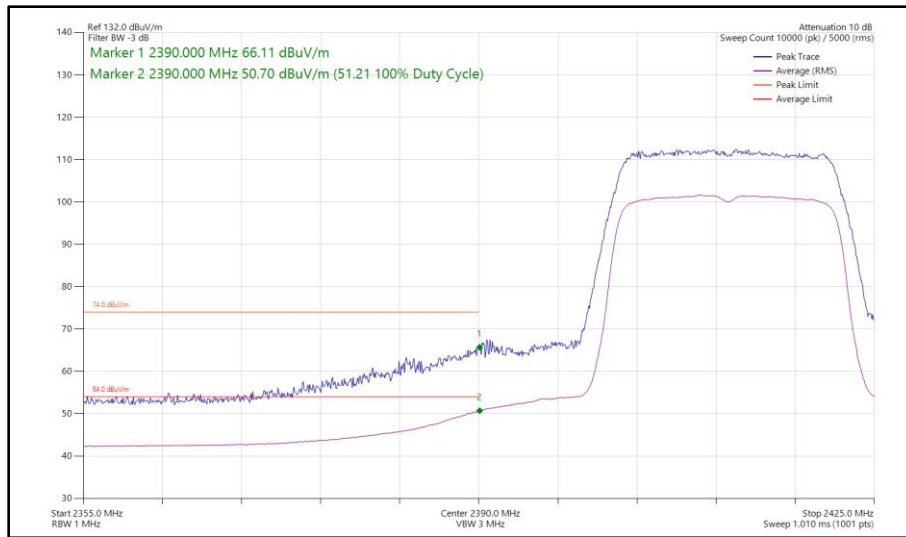
**Figure 11 - 802.11n HT20, SISO, Core 0 - 2422 MHz
Band Edge Frequency 2390 MHz**



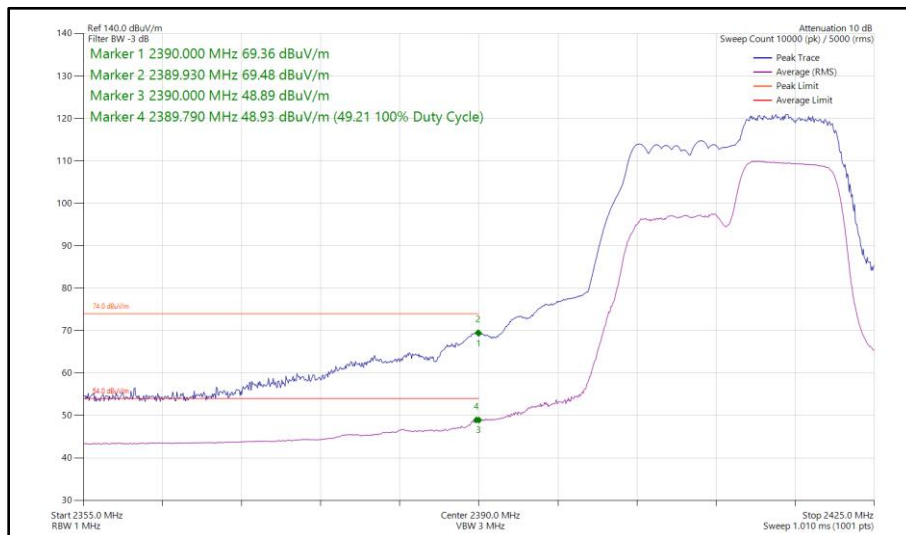
**Figure 12 - 802.11n HT20, SISO, Core 0 - 2427 MHz
Band Edge Frequency 2390 MHz**



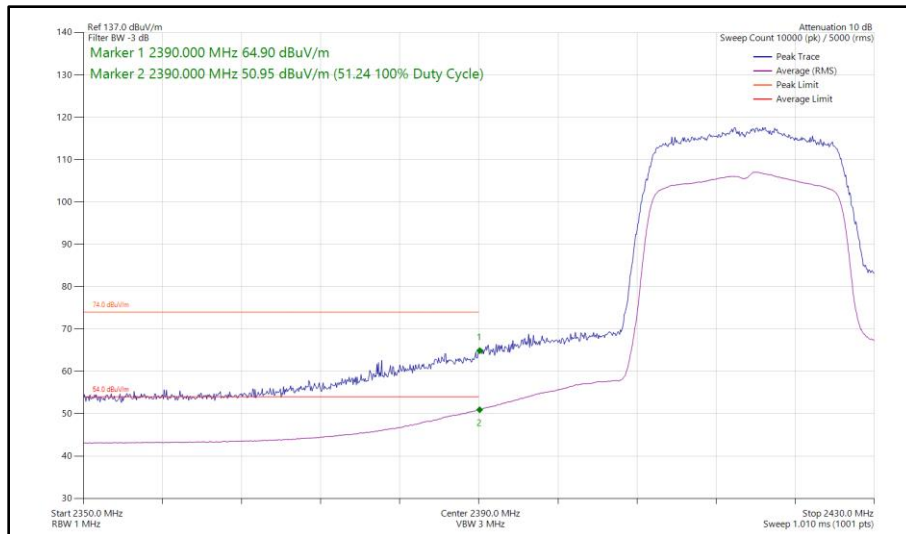
**Figure 13 - 802.11n HT20, SISO, Core 0 - 2432 MHz
Band Edge Frequency 2390 MHz**



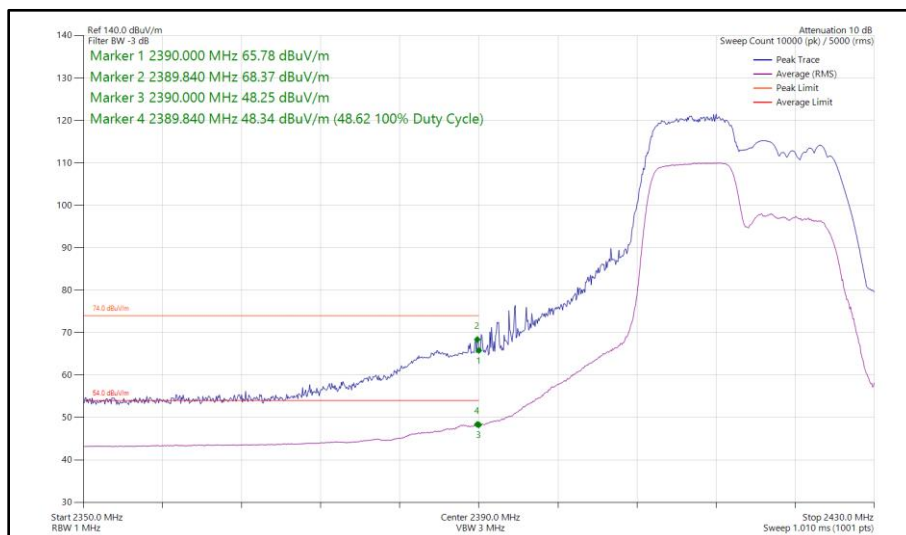
**Figure 14 - 802.11ax HE20, SU, SISO, Core 0 - 2412 MHz
Band Edge Frequency 2390 MHz**



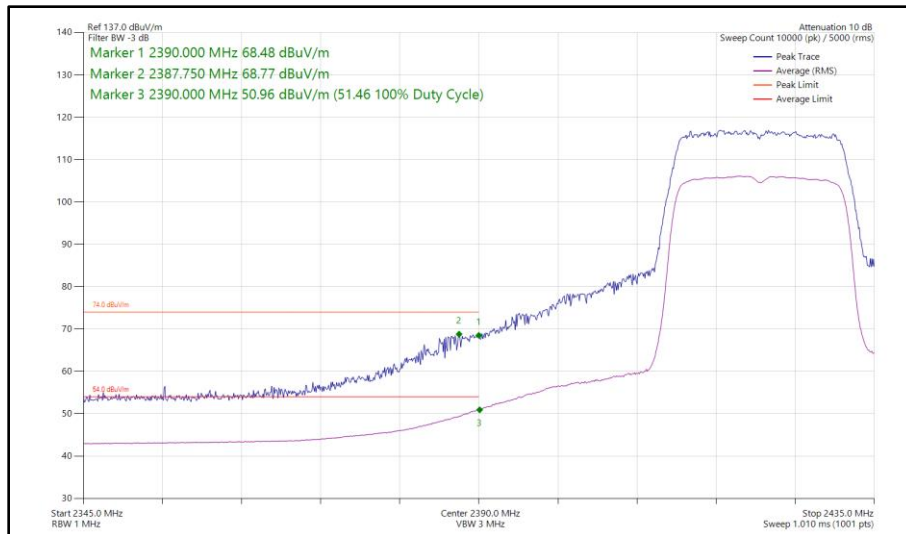
**Figure 15 - 802.11ax HE20, RU 106-54, SISO, Core 0 - 2412 MHz
Band Edge Frequency 2390 MHz**



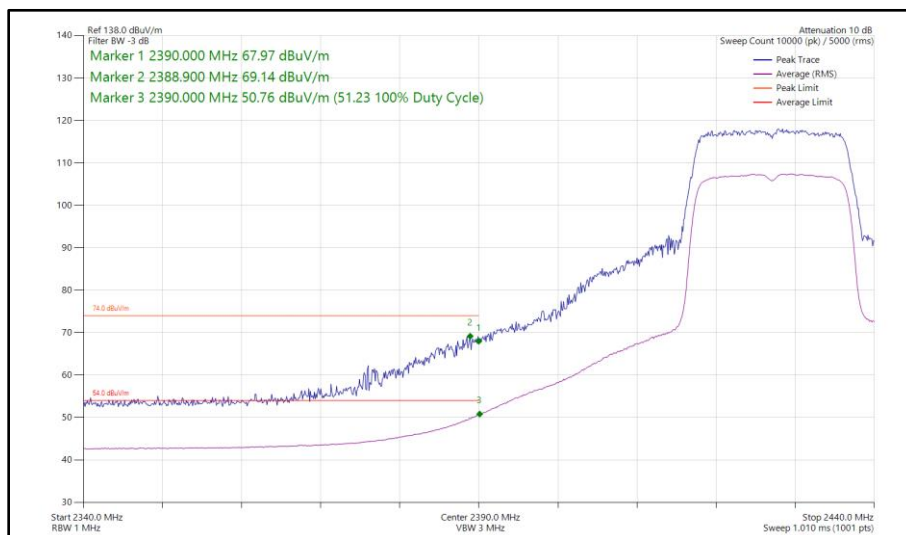
**Figure 16 - 802.11ax HE20, SU, SISO, Core 0 - 2417 MHz
Band Edge Frequency 2390 MHz**



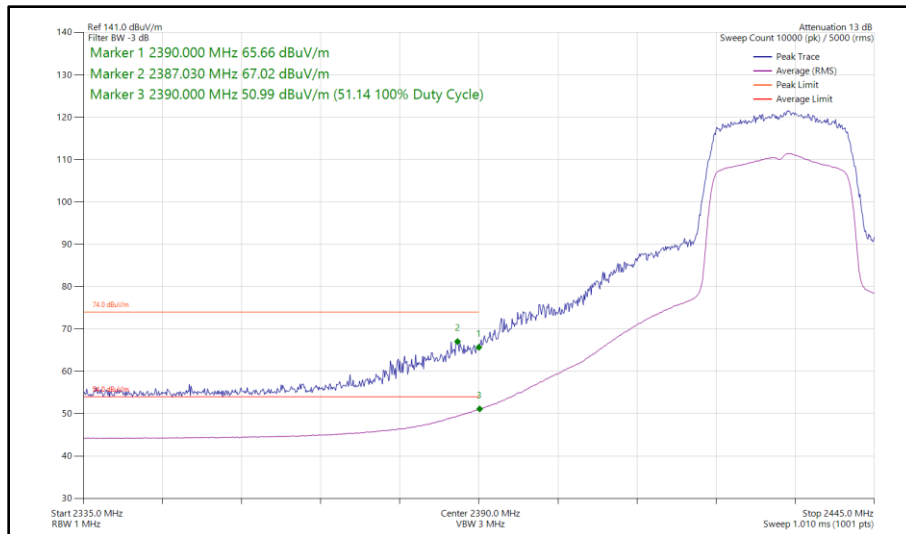
**Figure 17 - 802.11ax HE20, RU 106-53, SISO, Core 0 - 2417 MHz
Band Edge Frequency 2390 MHz**



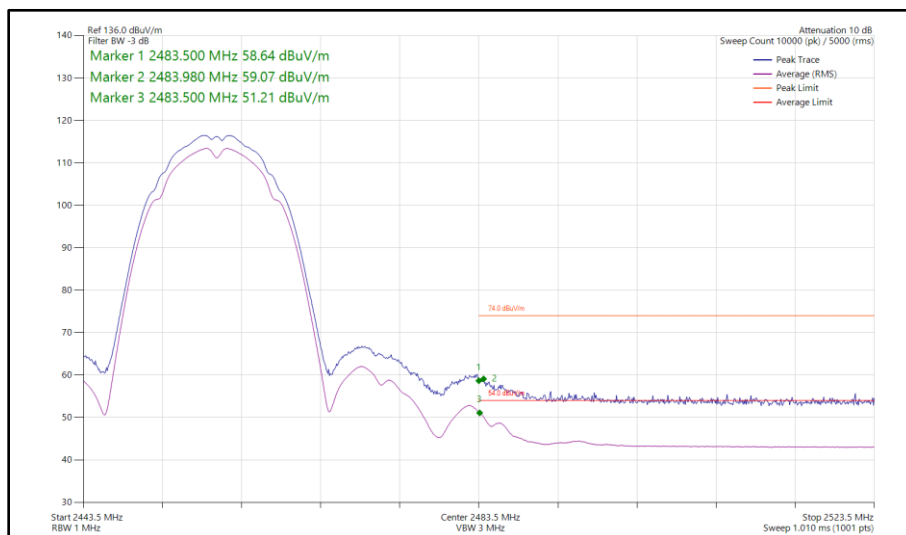
**Figure 18 - 802.11ax HE20, SU, SISO, Core 0 - 2422 MHz
Band Edge Frequency 2390 MHz**



**Figure 19 - 802.11ax HE20, SU, SISO, Core 0 - 2427 MHz
Band Edge Frequency 2390 MHz**



**Figure 20 - 802.11ax HE20, SU, SISO, Core 0 - 2432 MHz
Band Edge Frequency 2390 MHz**



**Figure 21 - 802.11b, SISO, Core 0 - 2457 MHz
Band Edge Frequency 2483.5 MHz**

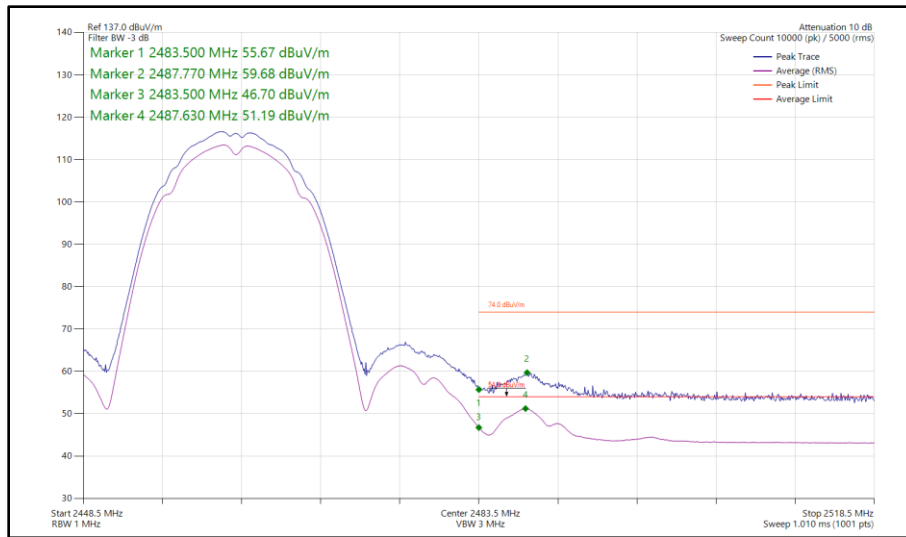


Figure 22 - 802.11b, SISO, Core 0 - 2462 MHz
Band Edge Frequency 2483.5 MHz

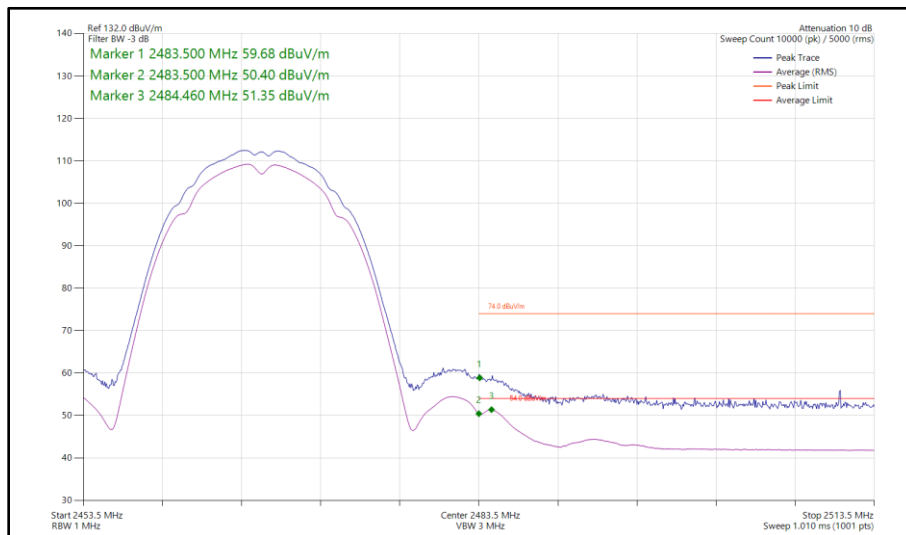


Figure 23 - 802.11b, SISO, Core 0 - 2467 MHz
Band Edge Frequency 2483.5 MHz

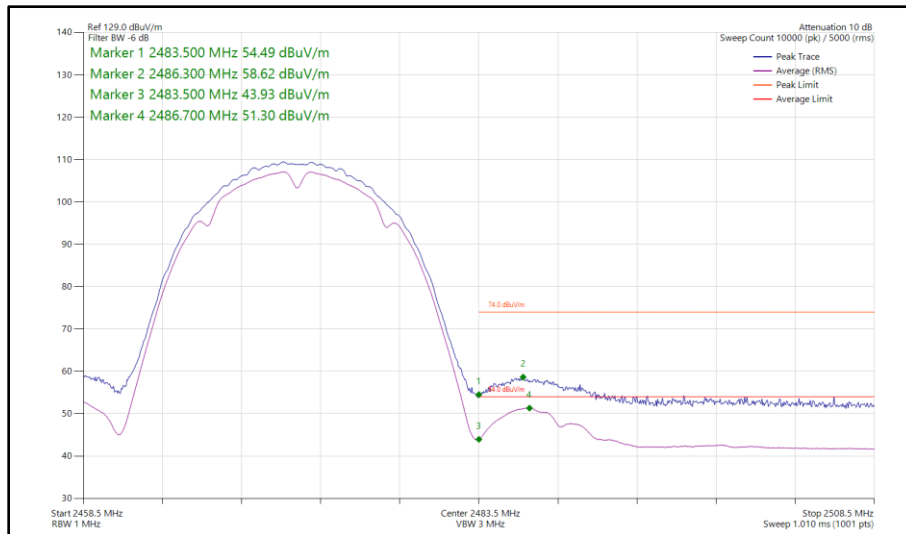


Figure 24 - 802.11b, SISO, Core 0 - 2472 MHz
Band Edge Frequency 2483.5 MHz

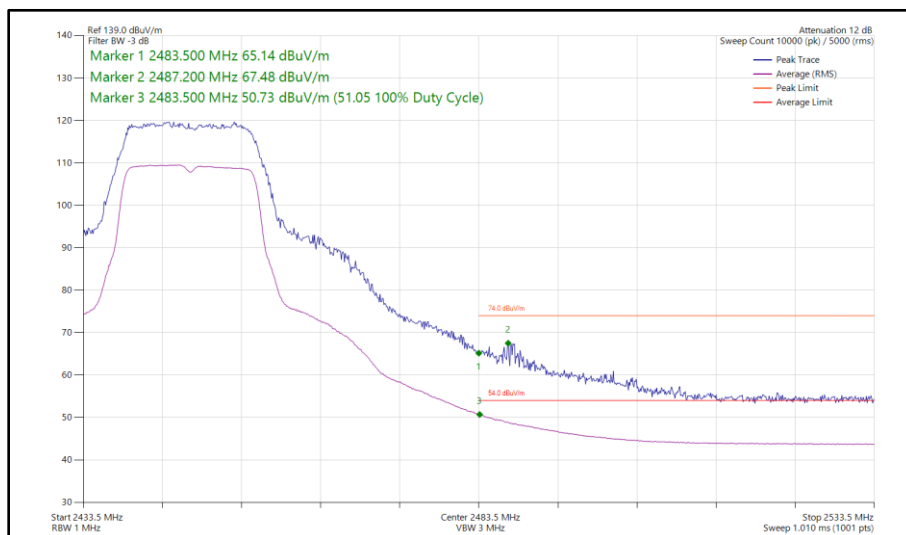
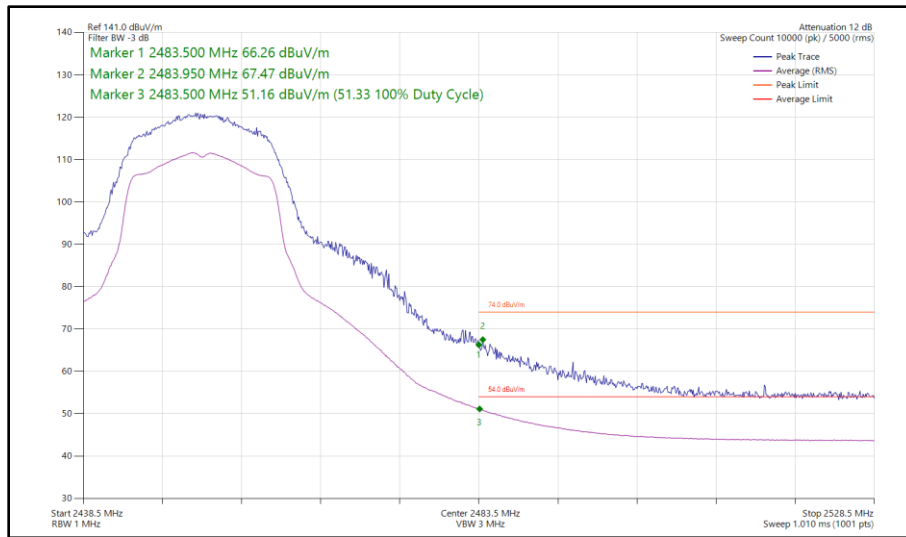
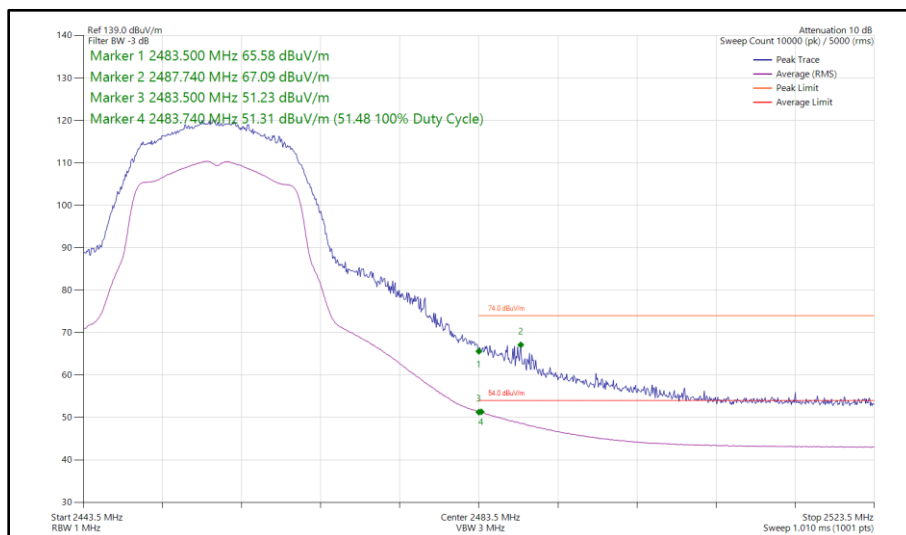


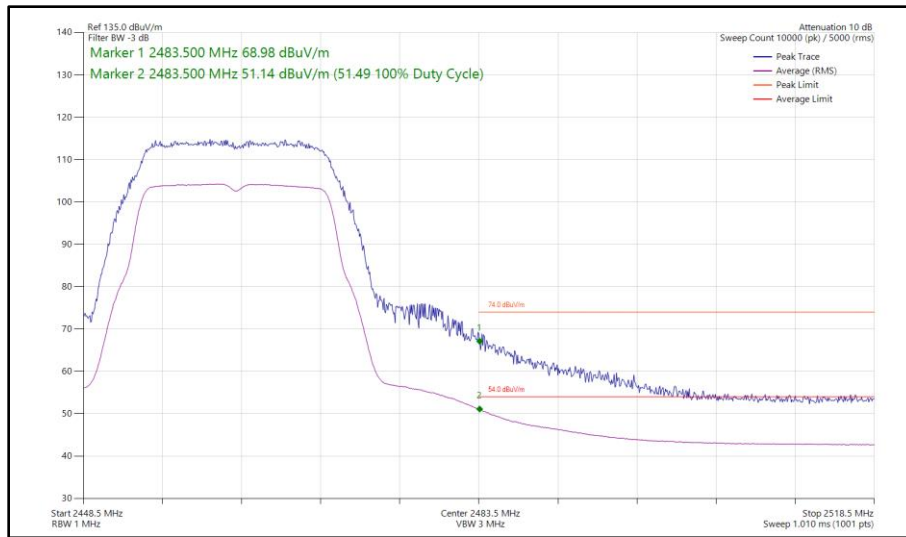
Figure 25 - 802.11g, SISO, Core 0 - 2447 MHz
Band Edge Frequency 2483.5 MHz



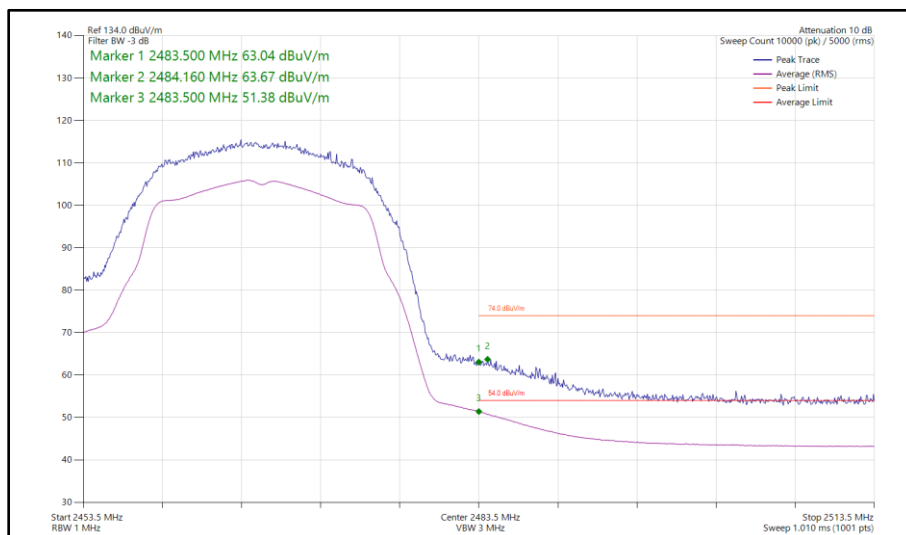
**Figure 26 - 802.11g, SISO, Core 0 - 2452 MHz
Band Edge Frequency 2483.5 MHz**



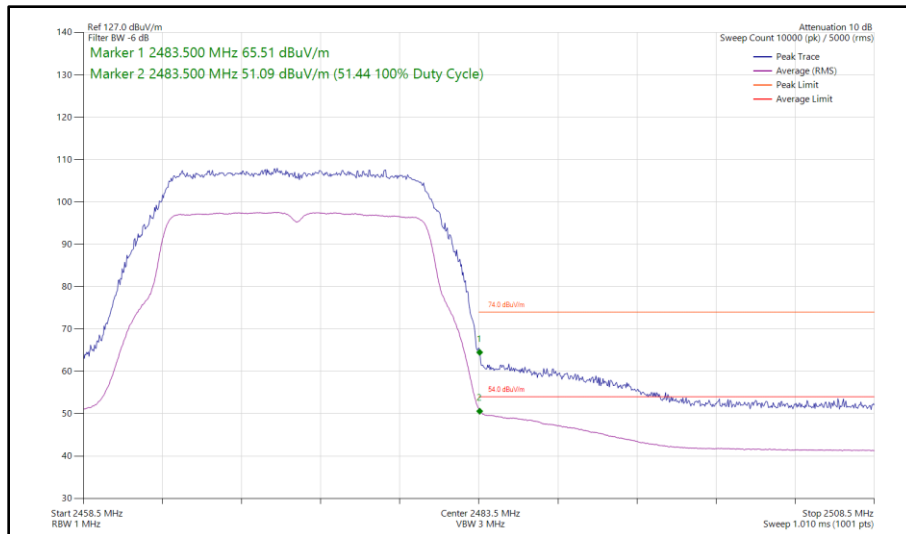
**Figure 27 - 802.11g, SISO, Core 0 - 2457 MHz
Band Edge Frequency 2483.5 MHz**



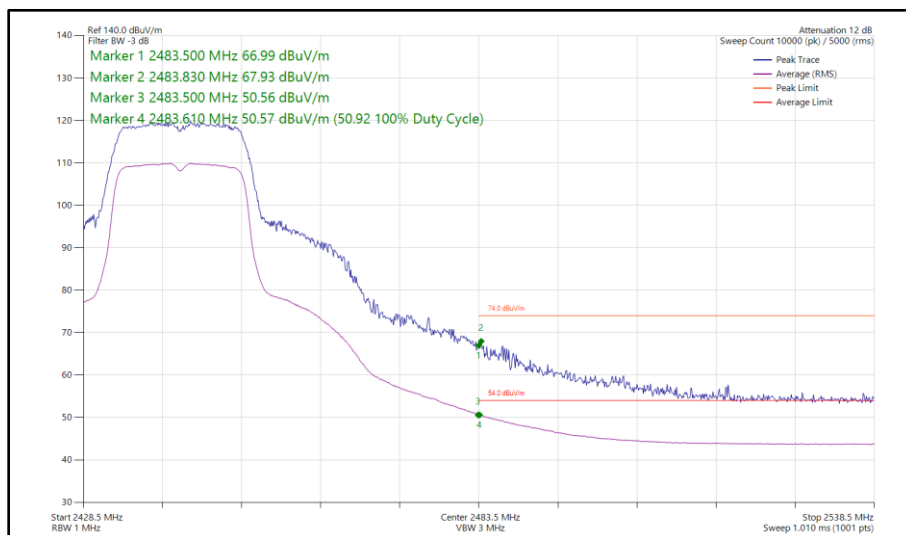
**Figure 28 - 802.11g, SISO, Core 0 - 2462 MHz
Band Edge Frequency 2483.5 MHz**



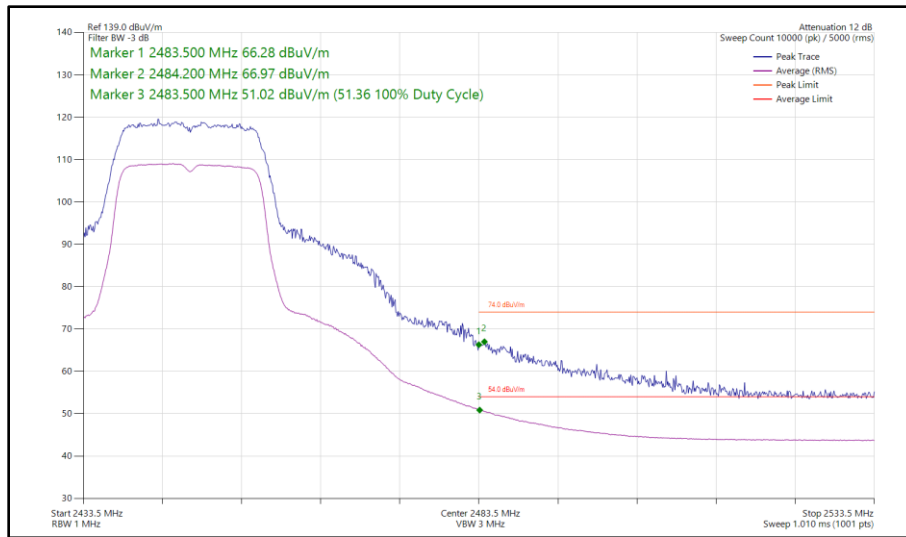
**Figure 29 - 802.11g, SISO, Core 0 - 2467 MHz
Band Edge Frequency 2483.5 MHz**



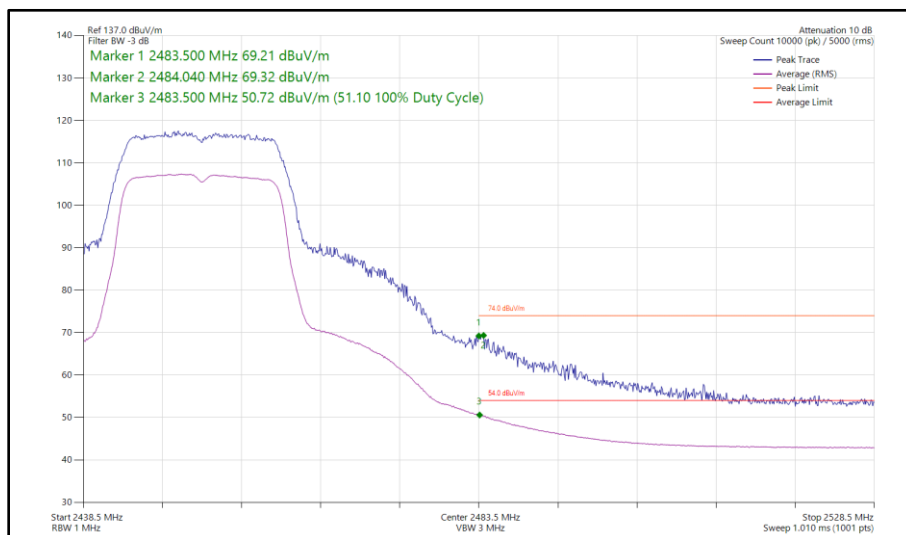
**Figure 30 - 802.11g, SISO, Core 0 - 2472 MHz
Band Edge Frequency 2483.5 MHz**



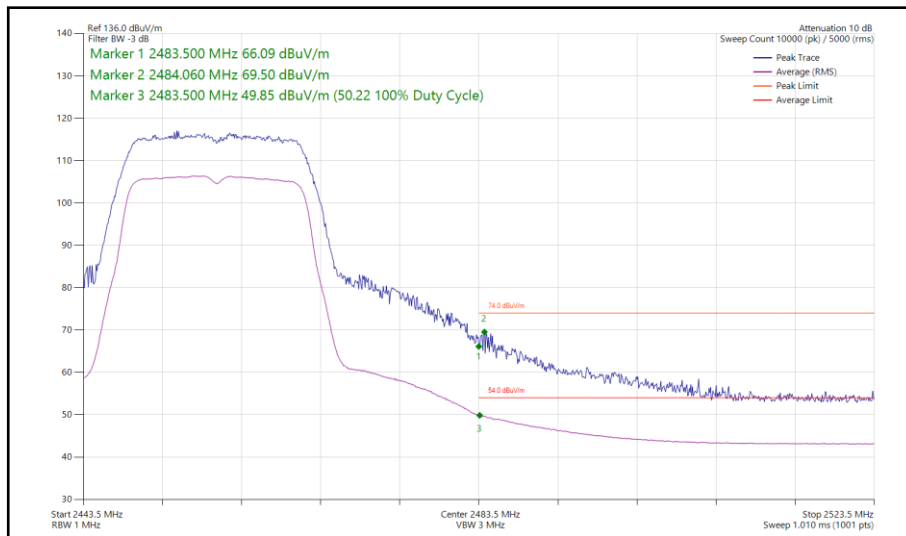
**Figure 31 - 802.11n HT20, SISO, Core 0 - 2442 MHz
Band Edge Frequency 2483.5 MHz**



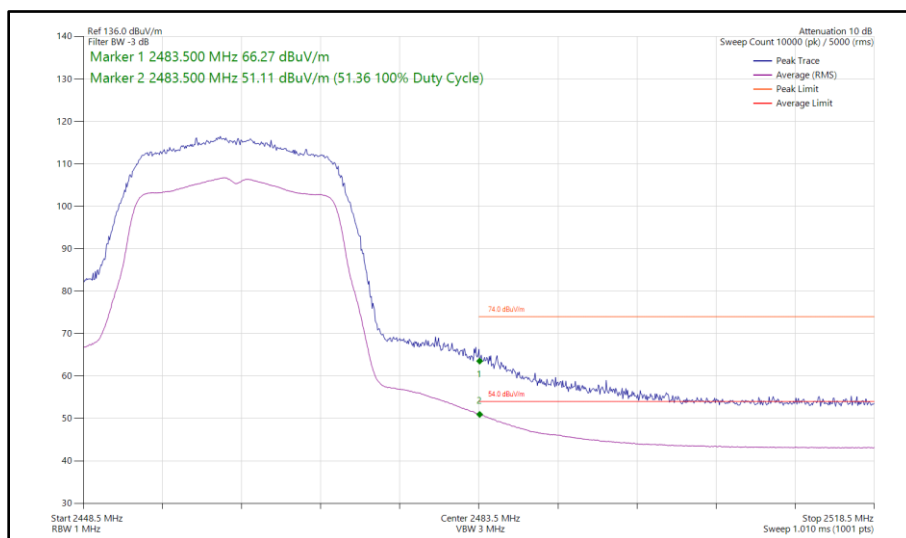
**Figure 32 - 802.11n HT20, SISO, Core 0 - 2447 MHz
Band Edge Frequency 2483.5 MHz**



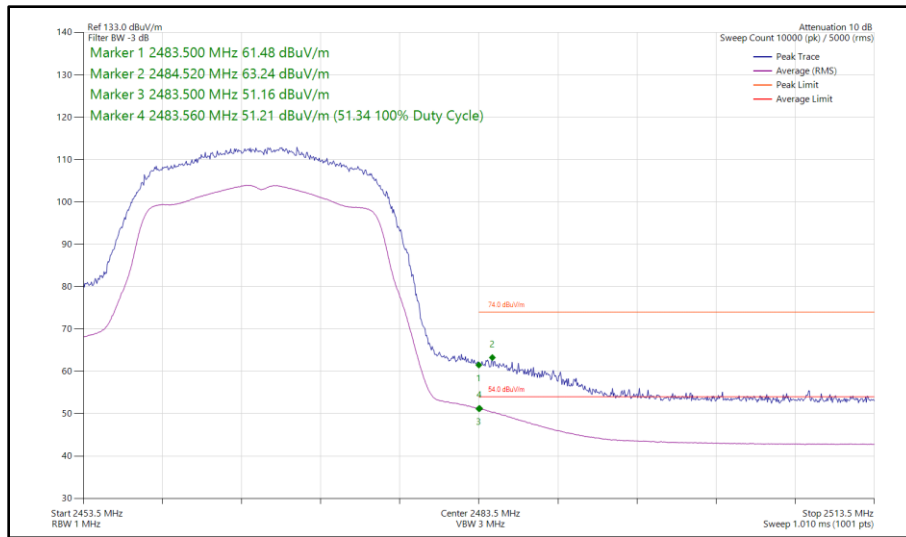
**Figure 33 - 802.11n HT20, SISO, Core 0 - 2452 MHz
Band Edge Frequency 2483.5 MHz**



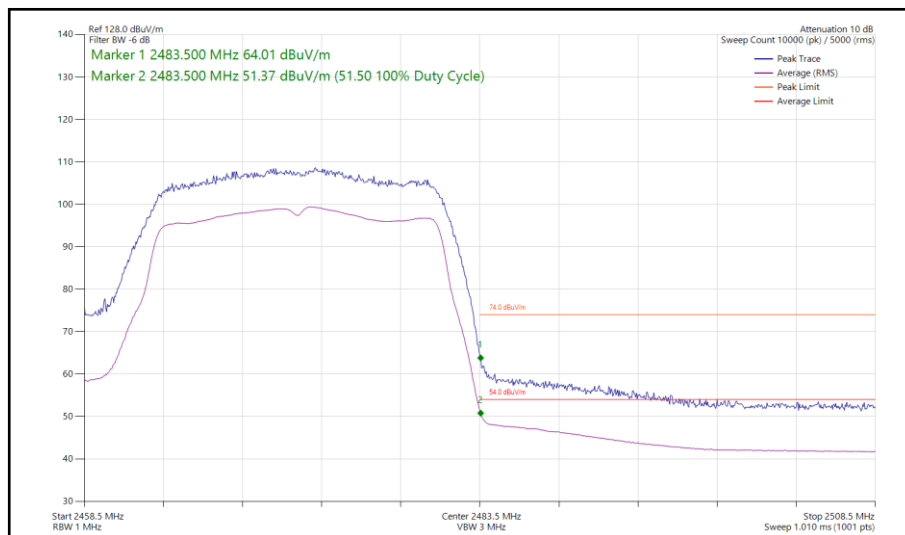
**Figure 34 - 802.11n HT20, SISO, Core 0 - 2457 MHz
Band Edge Frequency 2483.5 MHz**



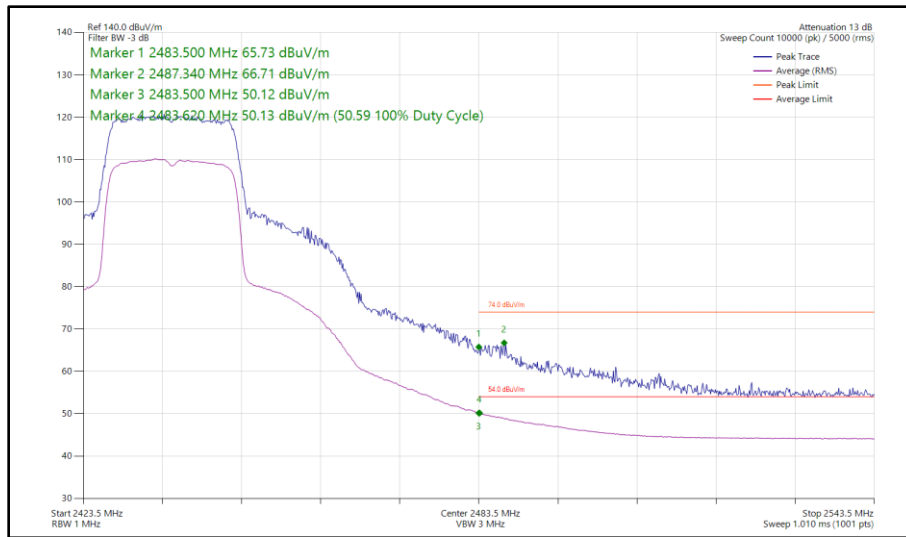
**Figure 35 - 802.11n HT20, SISO, Core 0 - 2462 MHz
Band Edge Frequency 2483.5 MHz**



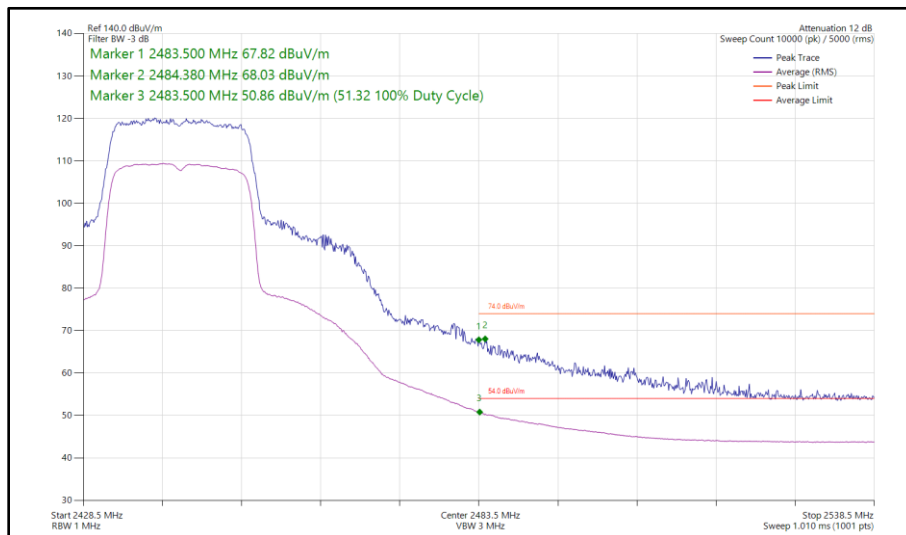
**Figure 36 - 802.11n HT20, SISO, Core 0 - 2467 MHz
Band Edge Frequency 2483.5 MHz**



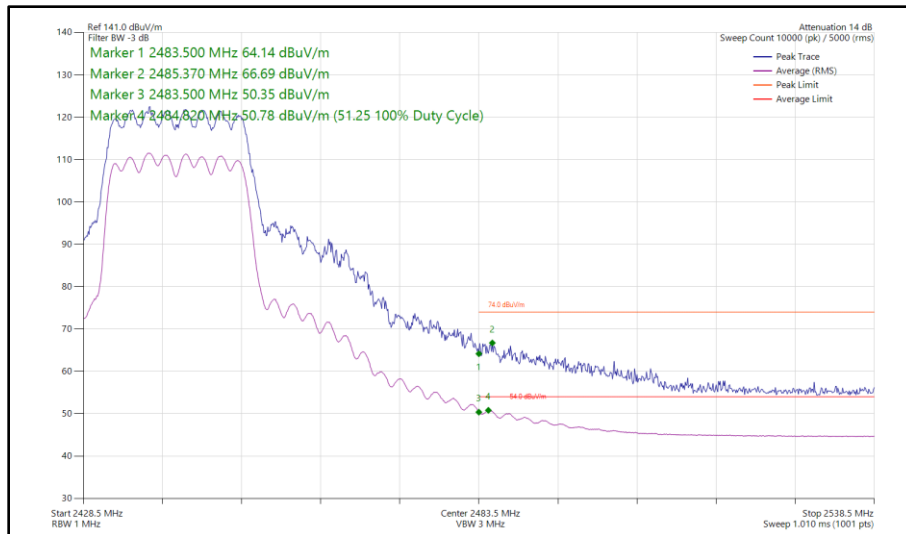
**Figure 37 - 802.11n HT20, SISO, Core 0 - 2472 MHz
Band Edge Frequency 2483.5 MHz**



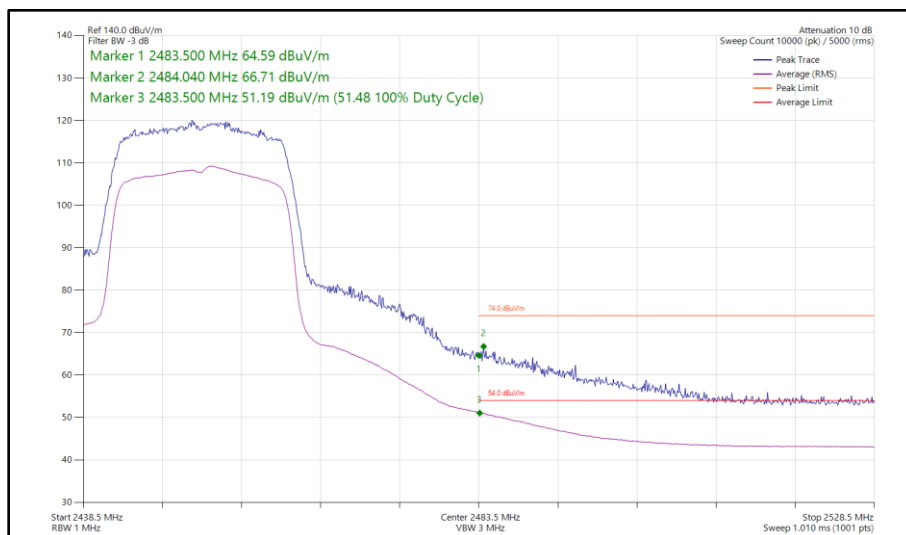
**Figure 38 - 802.11ax HE20, SU, SISO, Core 0 - 2437 MHz
Band Edge Frequency 2483.5 MHz**



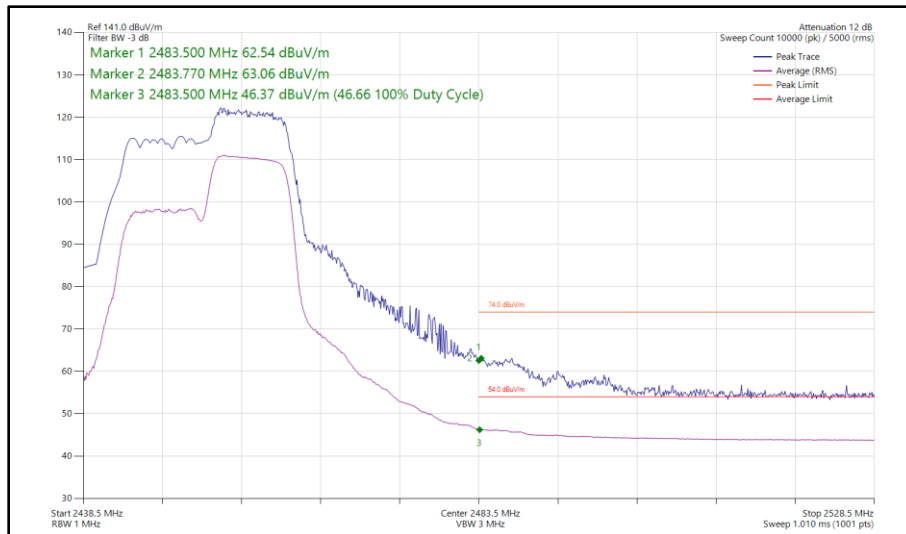
**Figure 39 - 802.11ax HE20, SU, SISO, Core 0 - 2442 MHz
Band Edge Frequency 2483.5 MHz**



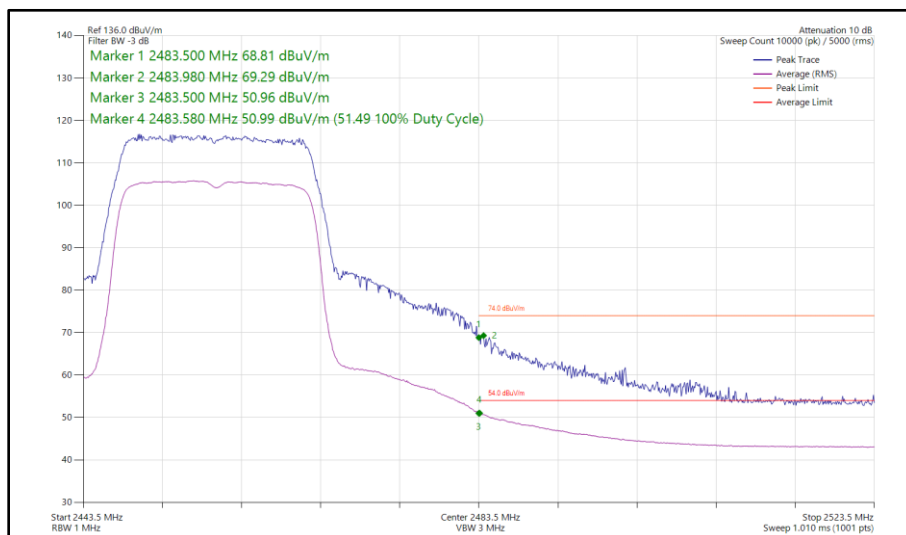
**Figure 40 - 802.11ax HE20, SU, SISO, Core 0 - 2447 MHz
Band Edge Frequency 2483.5 MHz**



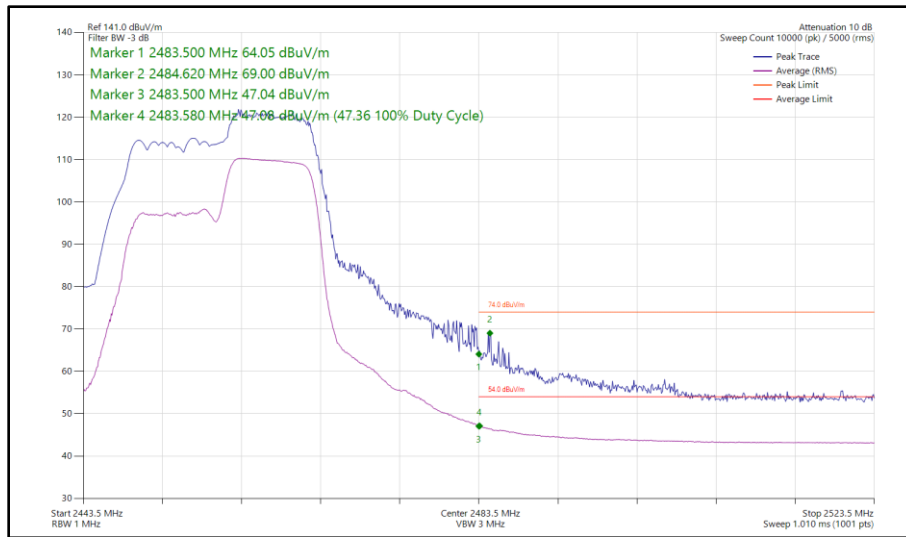
**Figure 41 - 802.11ax HE20, SU, SISO, Core 0 - 2452 MHz
Band Edge Frequency 2483.5 MHz**



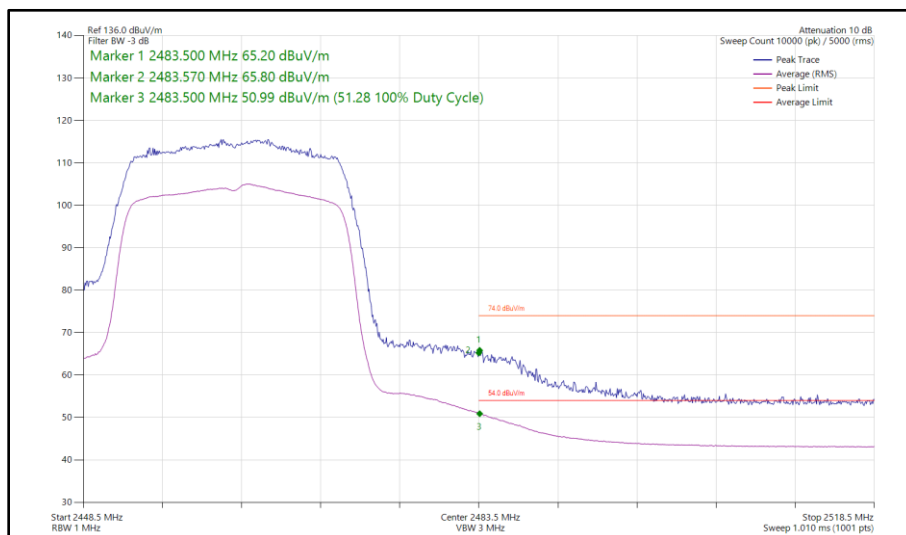
**Figure 42 - 802.11ax HE20, RU 106-54, SISO, Core 0 - 2452 MHz
Band Edge Frequency 2483.5 MHz**



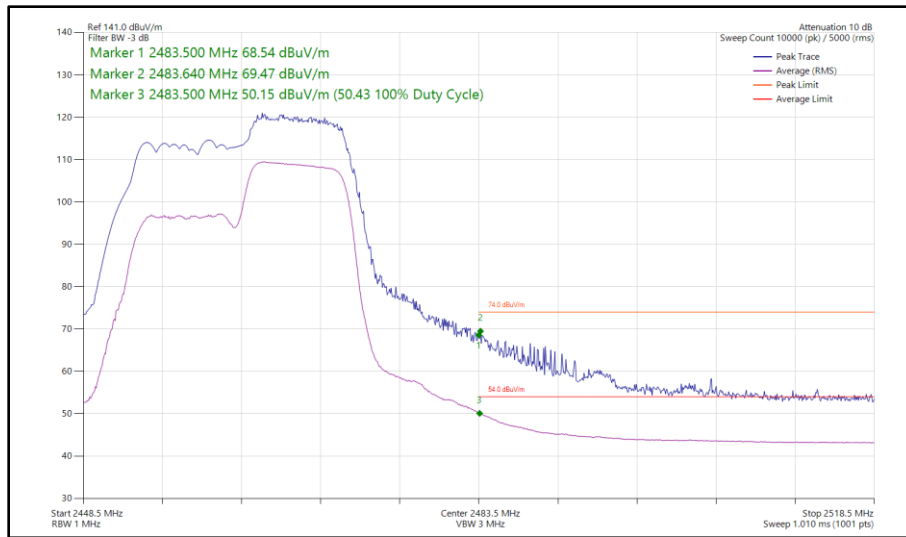
**Figure 43 - 802.11ax HE20, SU, SISO, Core 0 - 2457 MHz
Band Edge Frequency 2483.5 MHz**



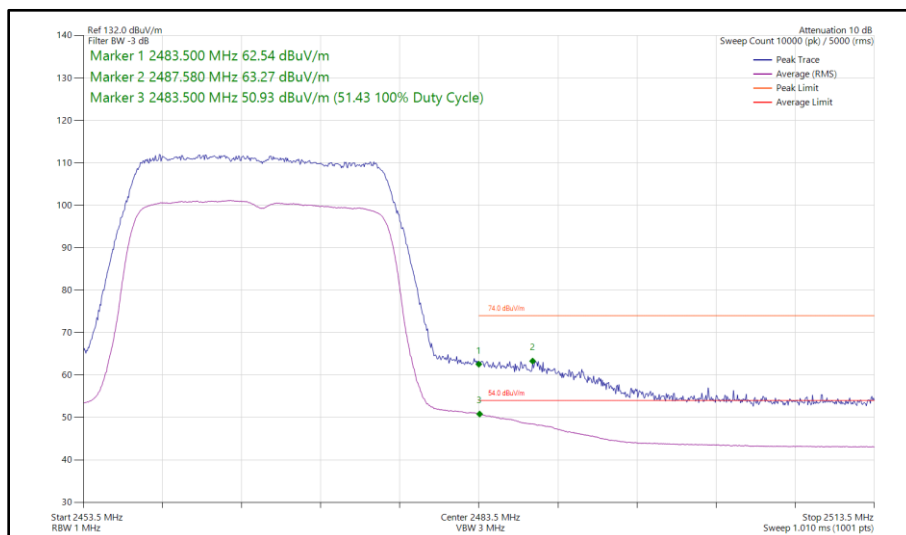
**Figure 44 - 802.11ax HE20, RU 106-54, SISO, Core 0 - 2457 MHz
 Band Edge Frequency 2483.5 MHz**



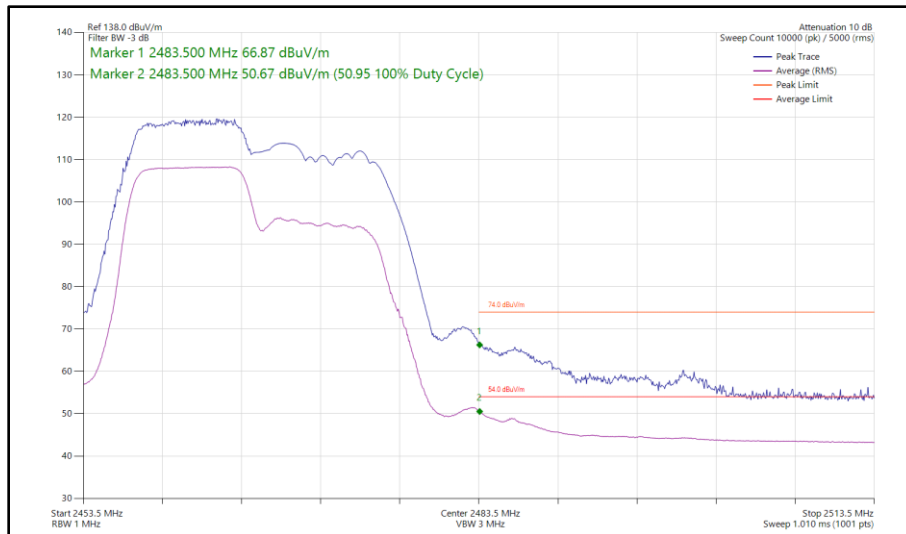
**Figure 45 - 802.11ax HE20, SU, SISO, Core 0 - 2462 MHz
 Band Edge Frequency 2483.5 MHz**



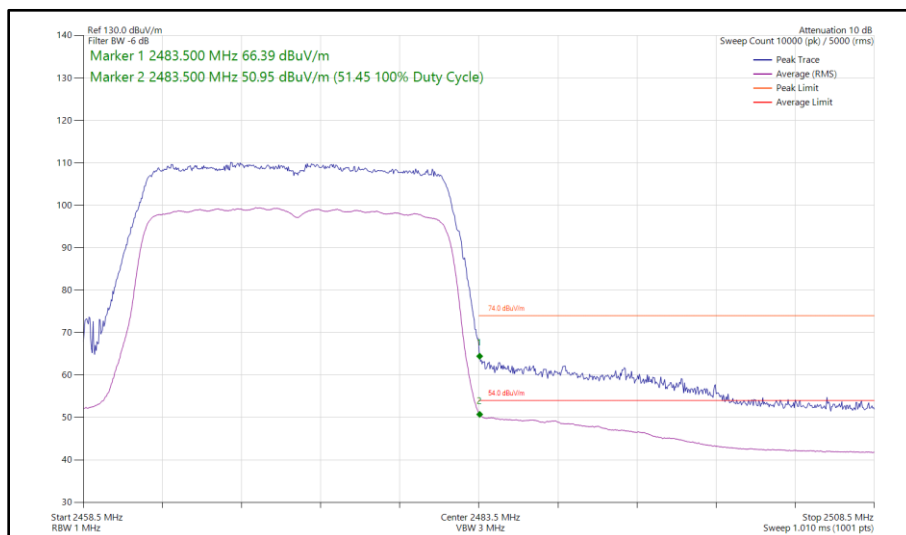
**Figure 46 - 802.11ax HE20, RU 106-54, SISO, Core 0 - 2462 MHz
Band Edge Frequency 2483.5 MHz**



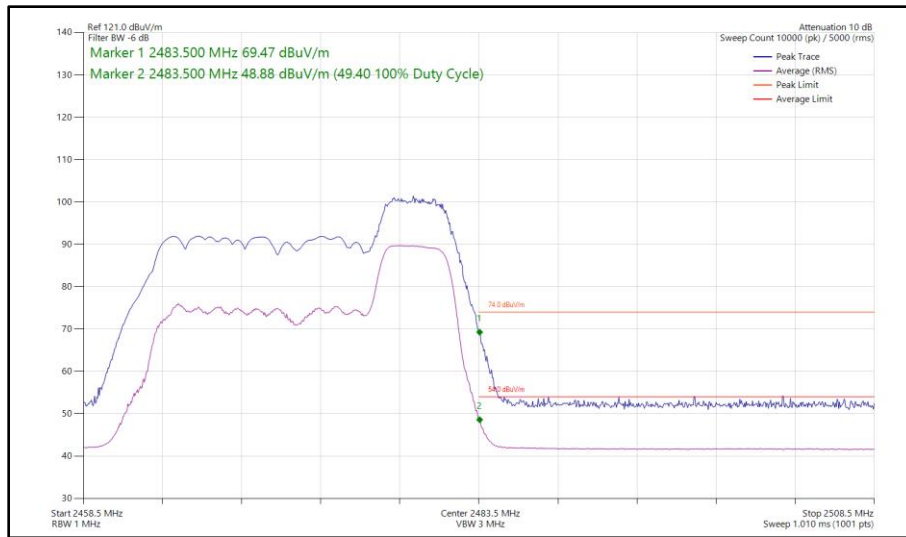
**Figure 47 - 802.11ax HE20, SU, SISO, Core 0 - 2467 MHz
Band Edge Frequency 2483.5 MHz**



**Figure 48 - 802.11ax HE20, RU 106-53, SISO, Core 0 - 2467 MHz
Band Edge Frequency 2483.5 MHz**



**Figure 49 - 802.11ax HE20, SU, SISO, Core 0 - 2472 MHz
Band Edge Frequency 2483.5 MHz**



**Figure 50 - 802.11ax HE20, RU 52-40, SISO, Core 0 - 2472 MHz
Band Edge Frequency 2483.5 MHz**



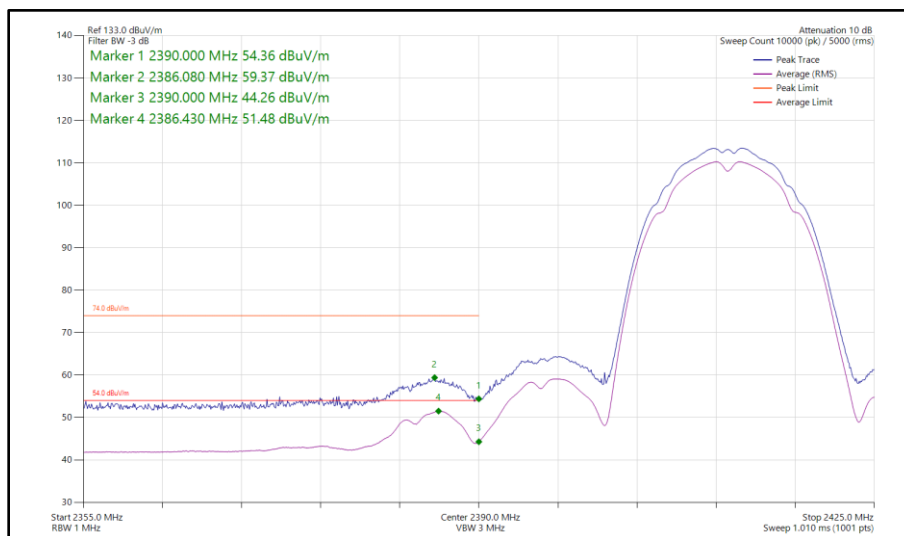
20 MHz Bandwidth - Core 1 (SISO)

Mode	Data Rate/ MCS	Resource Size	Resource Index	TX Frequency (MHz)	Band Edge Frequency (MHz)	Peak Level (dBμV/m)	Average Level (dBuV/m)
802.11b	1 Mbps	-	-	2412	2390	59.37	51.48
802.11b	1 Mbps	-	-	2417	2390	58.91	50.83
802.11b	1 Mbps	-	-	2422	2390	56.50	45.69
802.11g	24 Mbps	-	-	2412	2390	64.18	51.46
802.11g	24 Mbps	-	-	2417	2390	67.93	51.39
802.11g	54 Mbps	-	-	2422	2390	68.57	50.74
802.11g	54 Mbps	-	-	2427	2390	69.40	51.35
802.11g	54 Mbps	-	-	2432	2390	66.63	48.68
802.11n HT20	MCS 2	-	-	2412	2390	65.11	51.39
802.11n HT20	MCS 2	-	-	2417	2390	63.30	50.98
802.11n HT20	MCS 7	-	-	2422	2390	69.38	51.48
802.11n HT20	MCS 7	-	-	2427	2390	69.39	49.97
802.11n HT20	MCS 7	-	-	2432	2390	68.68	49.01
802.11ax HE20	MCS 9x1	SU	-	2412	2390	64.91	51.25
802.11ax HE20	MCS 9x1	106	53	2412	2390	69.29	50.33
802.11ax HE20	MCS 4x1	SU	-	2417	2390	65.37	51.48
802.11ax HE20	MCS 9x1	106	54	2417	2390	63.06	45.89
802.11ax HE20	MCS 9x1	SU	-	2422	2390	68.67	51.45
802.11ax HE20	MCS 2x1	SU	-	2427	2390	69.49	50.56
802.11ax HE20	MCS 9x1	SU	-	2432	2390	68.70	50.27
802.11b	1 Mbps	-	-	2457	2483.5	59.49	51.49
802.11b	1 Mbps	-	-	2462	2483.5	59.59	51.43
802.11b	1 Mbps	-	-	2467	2483.5	60.25	51.30
802.11b	1 Mbps	-	-	2472	2483.5	58.29	51.18
802.11g	54 Mbps	-	-	2447	2483.5	68.25	50.99
802.11g	24 Mbps	-	-	2452	2483.5	65.44	51.46
802.11g	24 Mbps	-	-	2457	2483.5	66.71	51.39
802.11g	54 Mbps	-	-	2462	2483.5	65.99	51.41
802.11g	54 Mbps	-	-	2467	2483.5	64.31	51.43
802.11g	54 Mbps	-	-	2472	2483.5	63.83	51.49
802.11n HT20	MCS 7	-	-	2442	2483.5	67.42	50.91
802.11n HT20	MCS 7	-	-	2447	2483.5	66.83	51.40
802.11n HT20	MCS 7	-	-	2452	2483.5	67.55	51.35
802.11n HT20	MCS 4	-	-	2457	2483.5	66.54	51.40
802.11n HT20	MCS 4	-	-	2462	2483.5	65.62	51.41
802.11n HT20	MCS 2	-	-	2467	2483.5	63.17	51.15
802.11n HT20	MCS 2	-	-	2472	2483.5	65.74	51.41

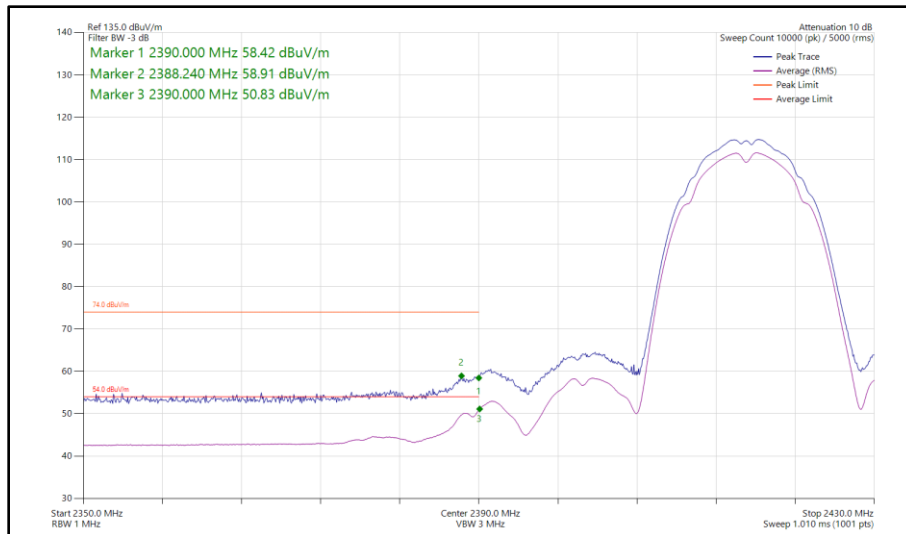


Mode	Data Rate/ MCS	Resource Size	Resource Index	TX Frequency (MHz)	Band Edge Frequency (MHz)	Peak Level (dBμV/m)	Average Level (dBμV/m)
802.11ax HE20	MCS 9x1	SU	-	2437	2483.5	66.15	51.01
802.11ax HE20	MCS 9x1	SU	-	2442	2483.5	66.68	51.46
802.11ax HE20	MCS 2x1	SU	-	2447	2483.5	66.61	51.17
802.11ax HE20	MCS 4x1	SU	-	2452	2483.5	65.35	51.30
802.11ax HE20	MCS 9x1	106	54	2452	2483.5	62.42	45.90
802.11ax HE20	MCS 4x1	SU	-	2457	2483.5	65.93	51.43
802.11ax HE20	MCS 9x1	106	54	2457	2483.5	69.34	46.64
802.11ax HE20	MCS 2x1	SU	-	2462	2483.5	65.04	51.40
802.11ax HE20	MCS 9x1	106	54	2462	2483.5	69.31	50.49
802.11ax HE20	MCS 2x1	SU	-	2467	2483.5	63.27	51.43
802.11ax HE20	MCS 9x1	106	53	2467	2483.5	66.27	51.02
802.11ax HE20	MCS 2x1	SU	-	2472	2483.5	65.97	51.47
802.11ax HE20	MCS 9x1	52	40	2472	2483.5	69.50	49.83

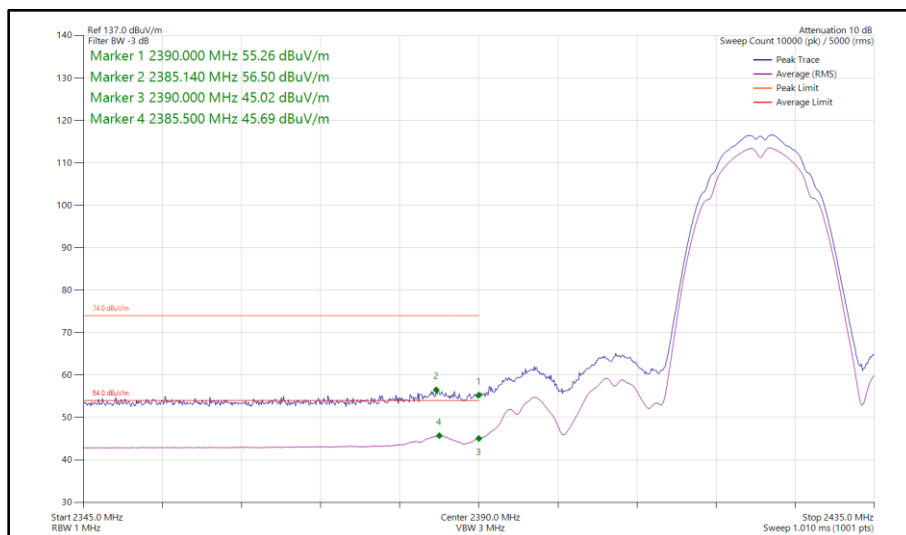
Table 8 - SISO Restricted Band Edge Results



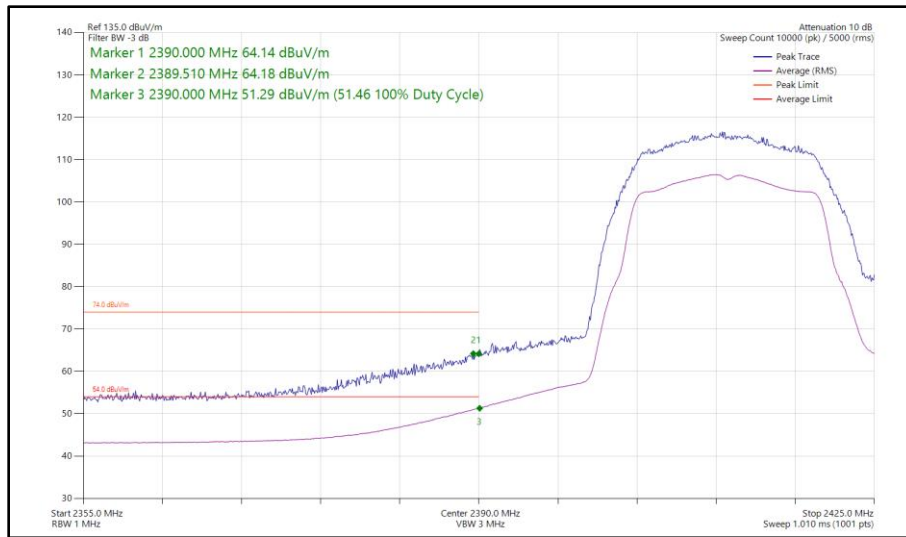
**Figure 51 - 802.11b, SISO, Core 1 - 2412 MHz
 Band Edge Frequency 2390 MHz**



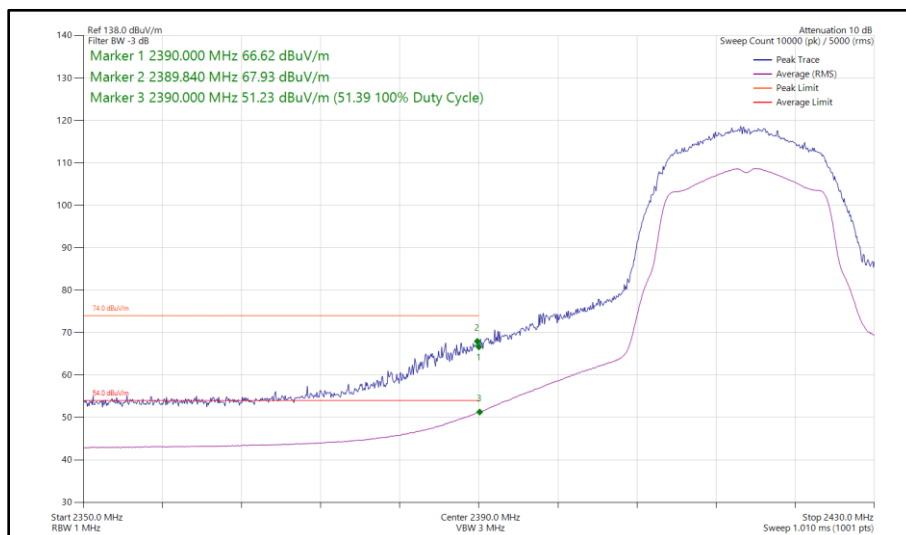
**Figure 52 - 802.11b, SISO, Core 1 - 2417 MHz
Band Edge Frequency 2390 MHz**



**Figure 53 - 802.11b, SISO, Core 1 - 2422 MHz
Band Edge Frequency 2390 MHz**



**Figure 54 - 802.11g, SISO, Core 1 - 2412 MHz
Band Edge Frequency 2390 MHz**



**Figure 55 - 802.11g, SISO, Core 1 - 2417 MHz
Band Edge Frequency 2390 MHz**

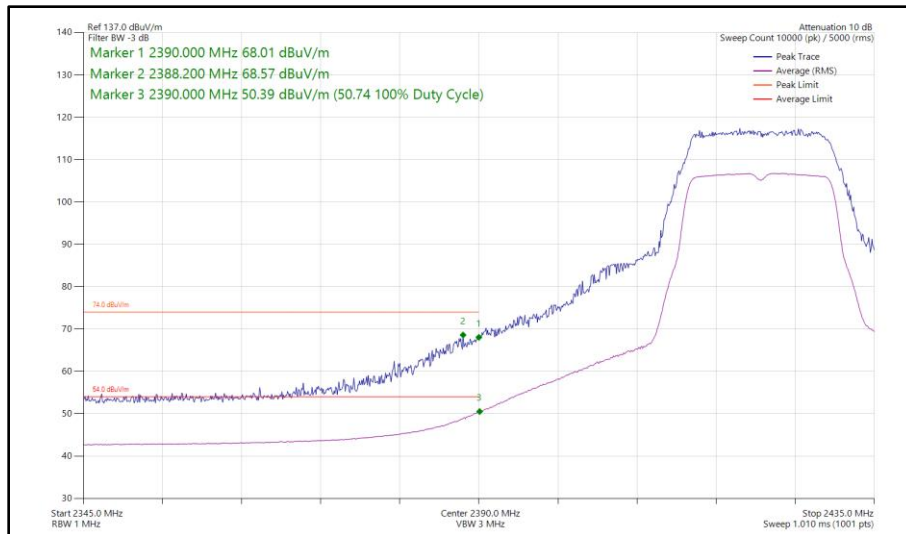


Figure 56 - 802.11g, SISO, Core 1 - 2422 MHz
Band Edge Frequency 2390 MHz

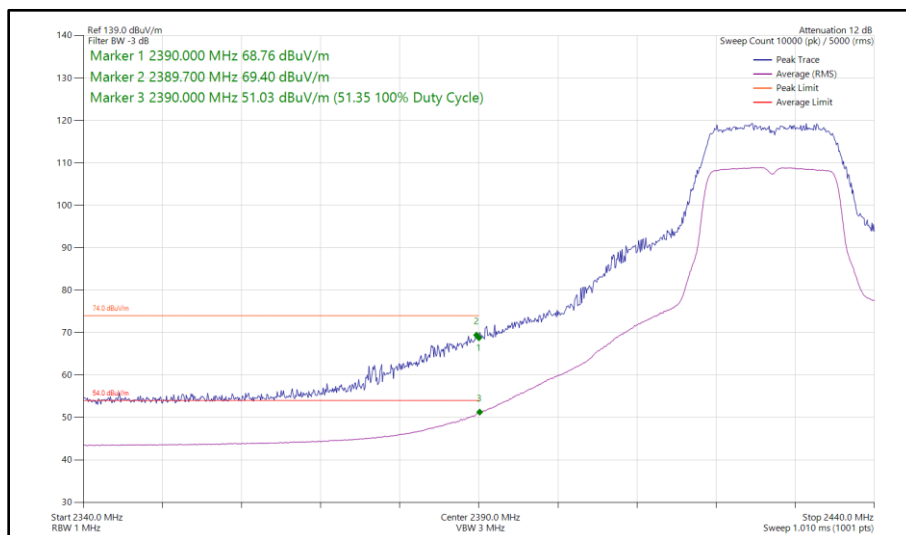


Figure 57 - 802.11g, SISO, Core 1 - 2427 MHz
Band Edge Frequency 2390 MHz

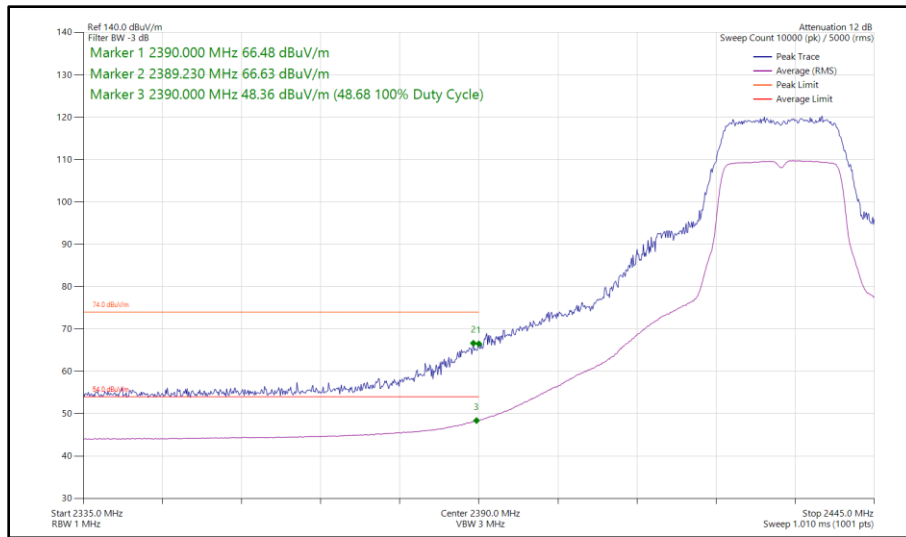


Figure 58 - 802.11g, SISO, Core 1 - 2432 MHz
Band Edge Frequency 2390 MHz

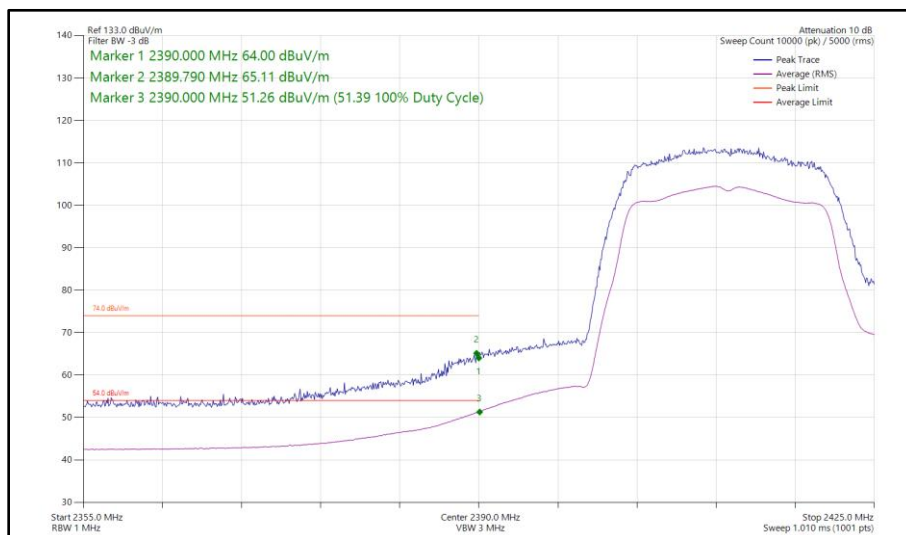
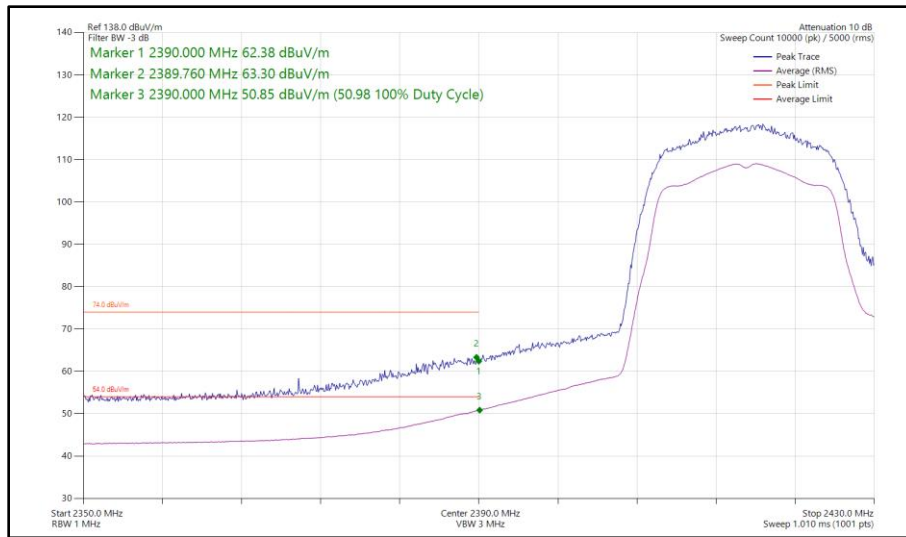
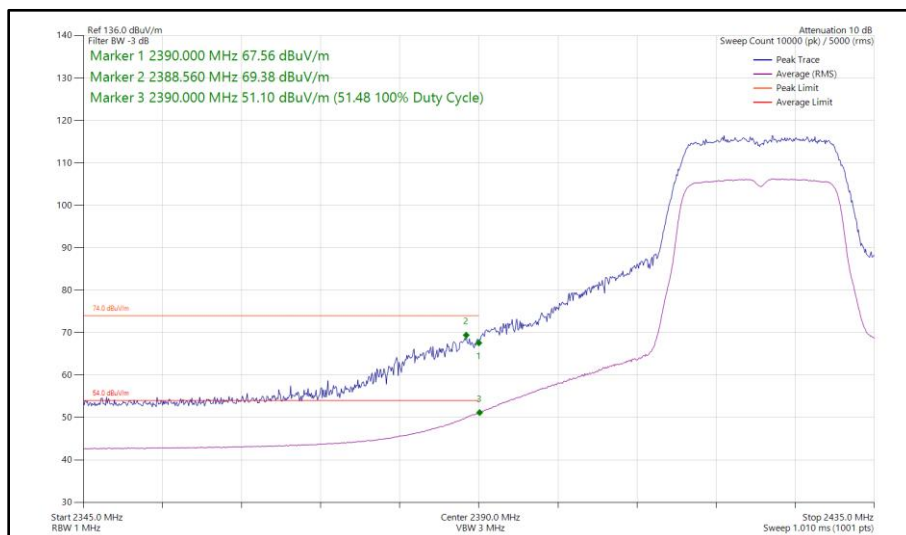


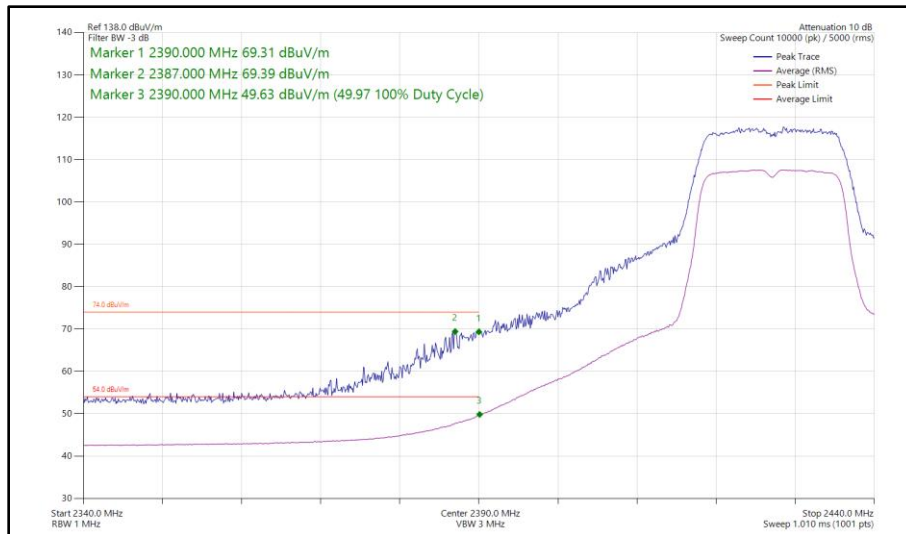
Figure 59 - 802.11n HT20, SISO, Core 1 - 2412 MHz
Band Edge Frequency 2390 MHz



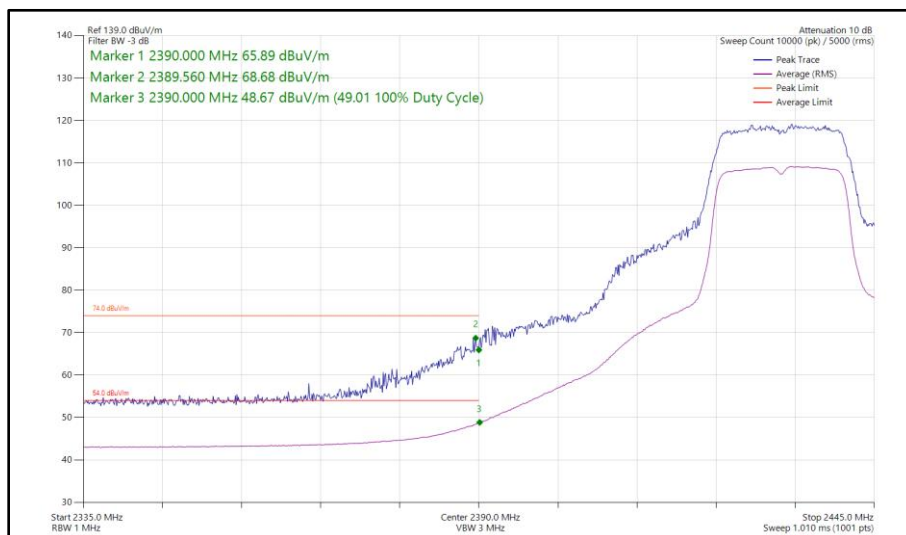
**Figure 60 - 802.11n HT20, SISO, Core 1 - 2417 MHz
Band Edge Frequency 2390 MHz**



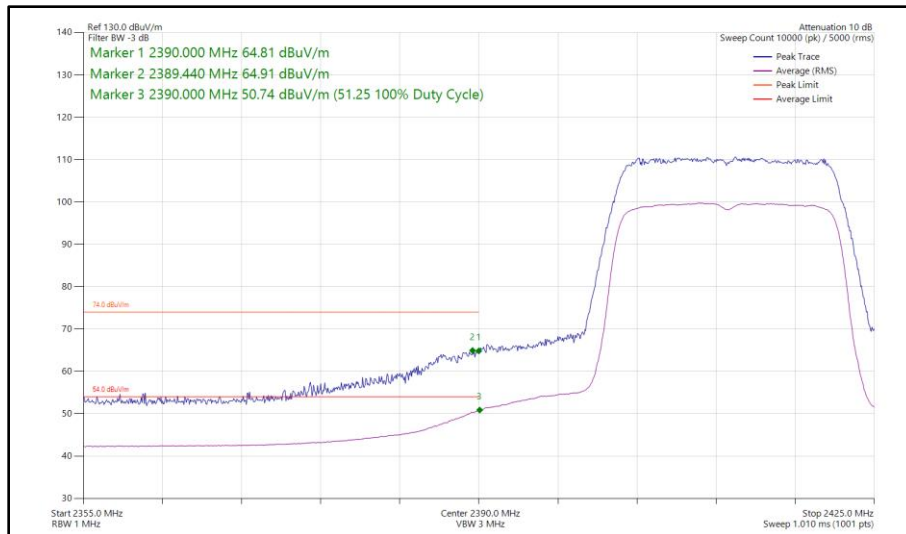
**Figure 61 - 802.11n HT20, SISO, Core 1 - 2422 MHz
Band Edge Frequency 2390 MHz**



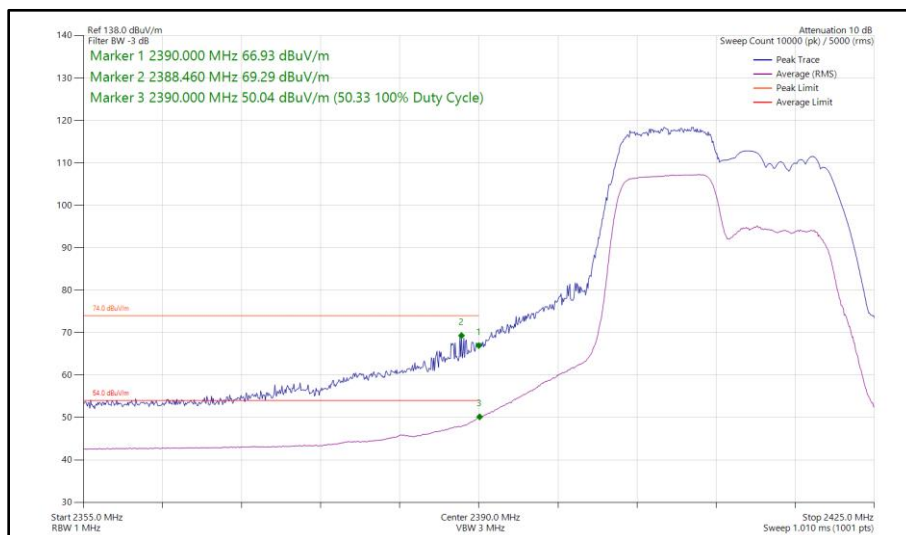
**Figure 62 - 802.11n HT20, SISO, Core 1 - 2427 MHz
Band Edge Frequency 2390 MHz**



**Figure 63 - 802.11n HT20, SISO, Core 1 - 2432 MHz
Band Edge Frequency 2390 MHz**



**Figure 64 - 802.11ax HE20, SU, SISO, Core 1 - 2412 MHz
Band Edge Frequency 2390 MHz**



**Figure 65 - 802.11ax HE20, RU 106-53, SISO, Core 1 - 2412 MHz
Band Edge Frequency 2390 MHz**

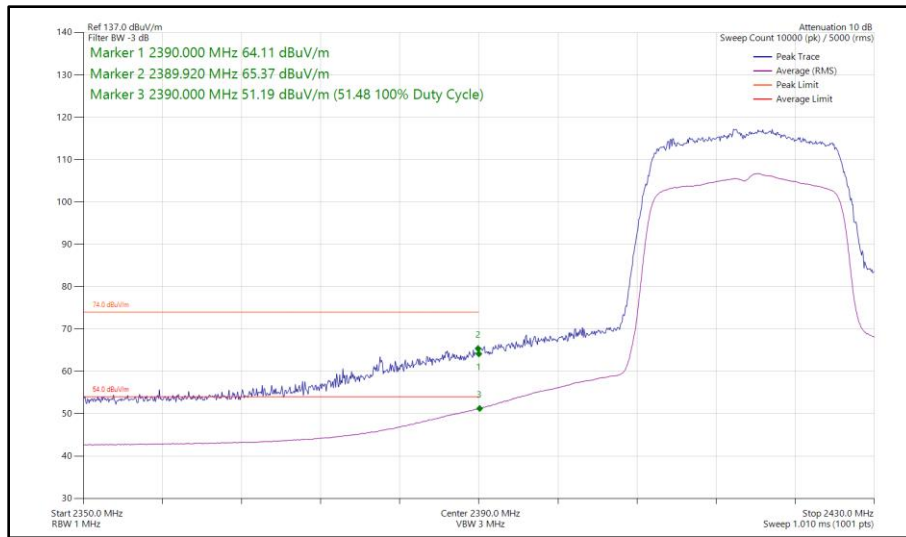


Figure 66 - 802.11ax HE20, SU, SISO, Core 1 - 2417 MHz
Band Edge Frequency 2390 MHz

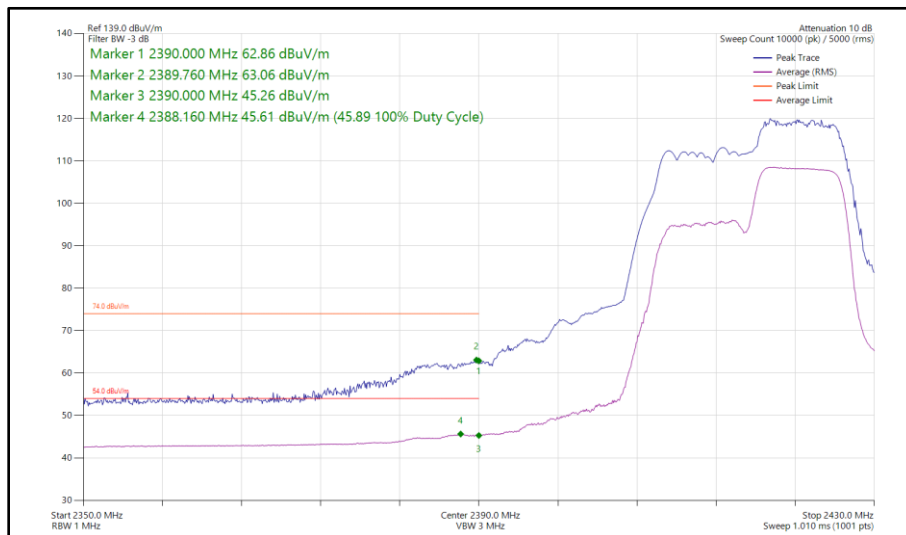
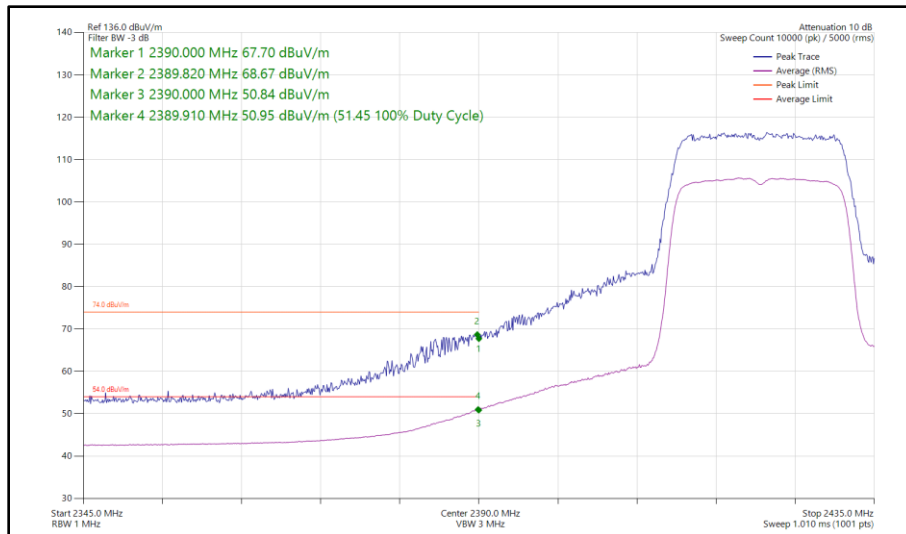
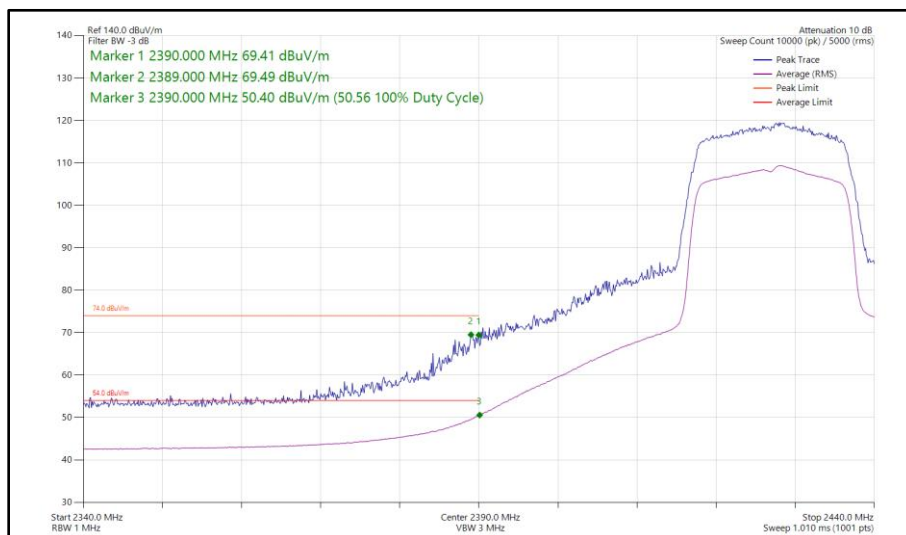


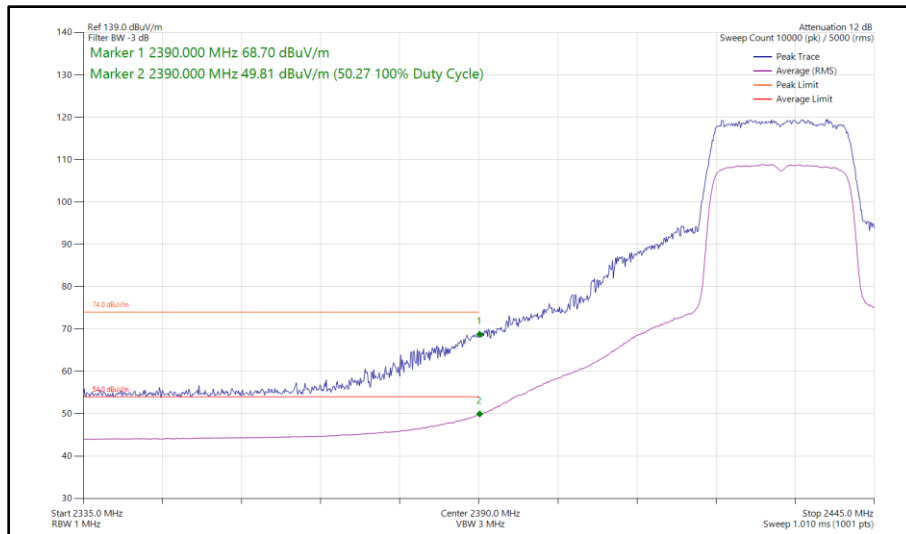
Figure 67 - 802.11ax HE20, RU 106-54, SISO, Core 1 - 2417 MHz
Band Edge Frequency 2390 MHz



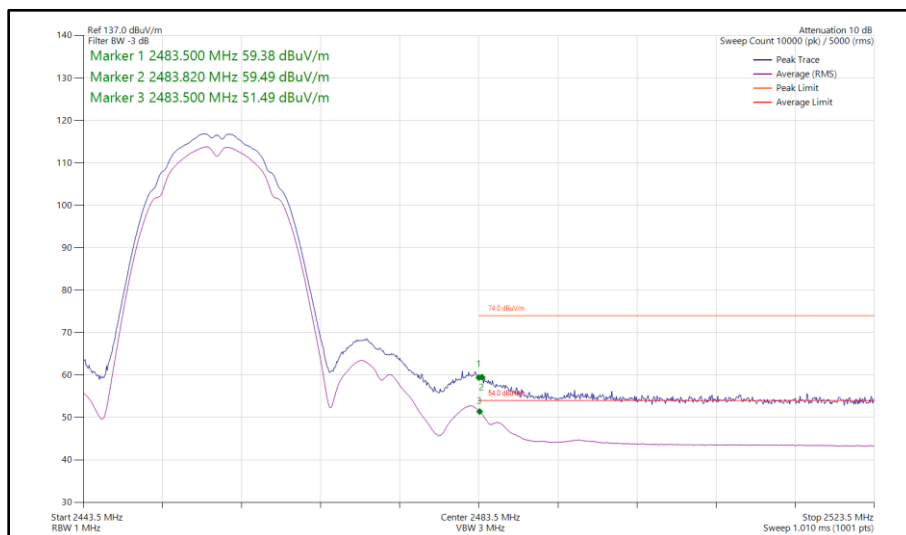
**Figure 68 - 802.11ax HE20, SU, SISO, Core 1 - 2422 MHz
Band Edge Frequency 2390 MHz**



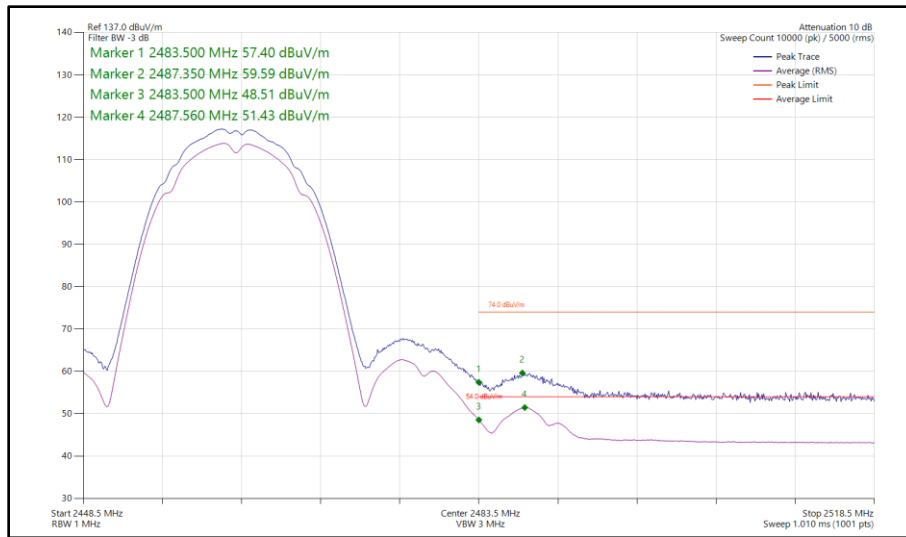
**Figure 69 - 802.11ax HE20, SU, SISO, Core 1 - 2427 MHz
Band Edge Frequency 2390 MHz**



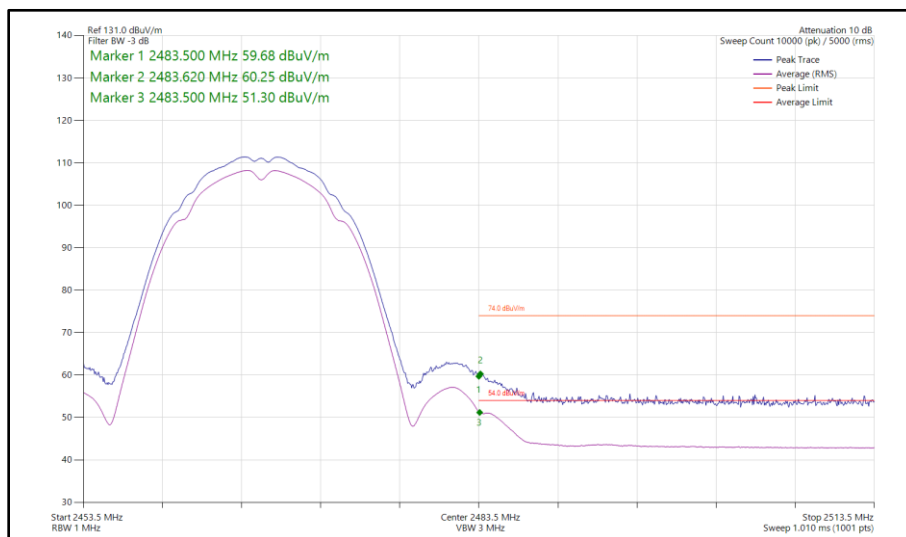
**Figure 70 - 802.11ax HE20, SU, SISO, Core 1 - 2432 MHz
Band Edge Frequency 2390 MHz**



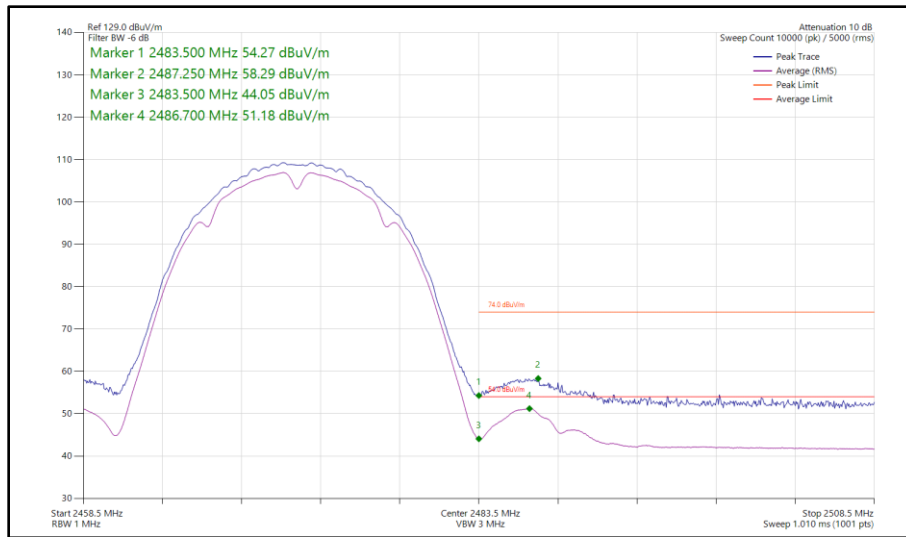
**Figure 71 - 802.11b, SISO, Core 1 - 2457 MHz
Band Edge Frequency 2483.5 MHz**



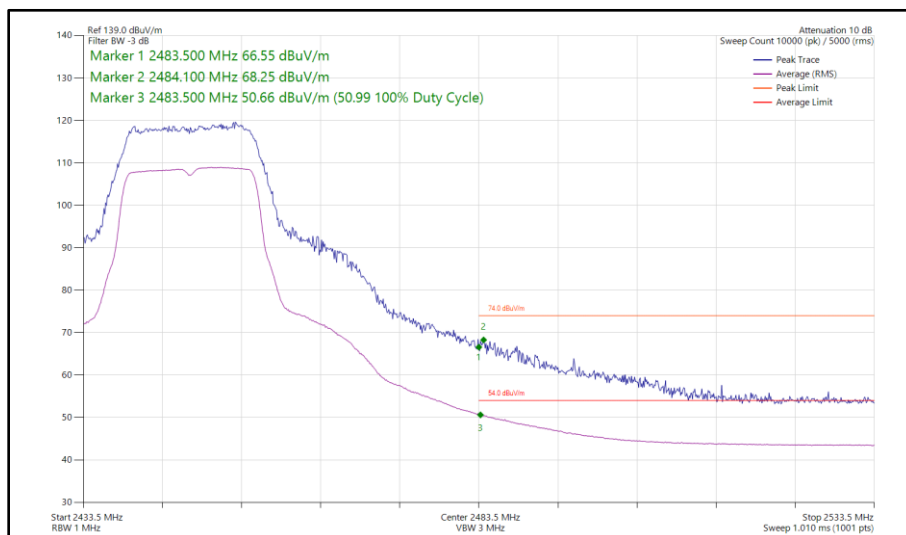
**Figure 72 - 802.11b, SISO, Core 1 - 2462 MHz
Band Edge Frequency 2483.5 MHz**



**Figure 73 - 802.11b, SISO, Core 1 - 2467 MHz
Band Edge Frequency 2483.5 MHz**



**Figure 74 - 802.11b, SISO, Core 1 - 2472 MHz
Band Edge Frequency 2483.5 MHz**



**Figure 75 - 802.11g, SISO, Core 1 - 2447 MHz
Band Edge Frequency 2483.5 MHz**