



Test Configuration			
Frequency Range:	2400-2483.5 MHz	Band:	2.4 GHz
Limit Clause(s):	FCC 15.247(a)(1)(iii) RSS-247 5.1 d)	Test Method(s):	C63.10 7.8.3
Additional Reference(s):	-		

DUT Configuration			
Mode:	iPA GFSK (DH5)	Duty Cycle (%):	-
Antenna Configuration:	Beamforming	DCCF (dB):	-
Active Port(s):	A+B (Core 0 + Core 1)	Peak Antenna Gain (dBi):	-

Number of Hopping Frequencies	Limit
79	≥15.0

Table 53 - Number of Hopping Frequencies Results

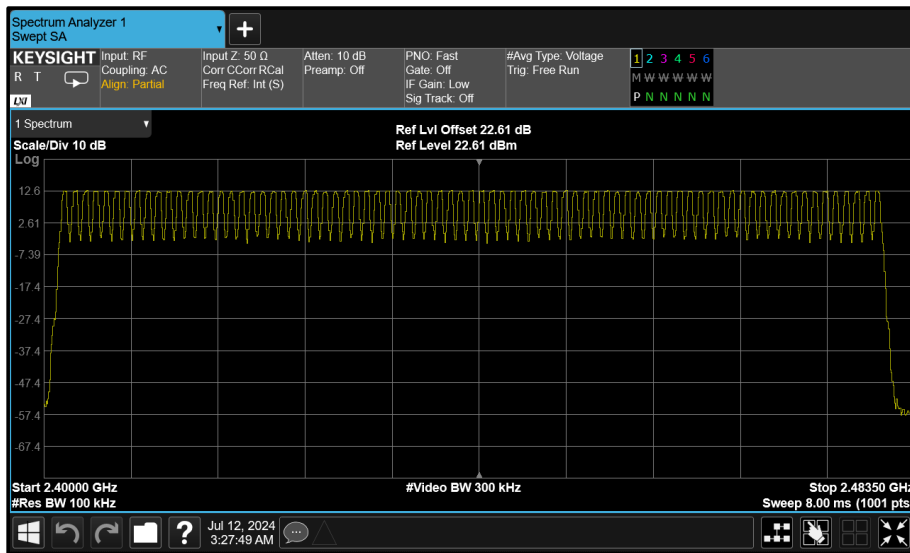


Figure 71 - GFSK (DH5) - Number of Hopping Channels



Test Configuration			
Frequency Range:	2400-2483.5 MHz	Band:	2.4 GHz
Limit Clause(s):	FCC 15.247(a)(1)(iii) RSS-247 5.1 d)	Test Method(s):	C63.10 7.8.3
Additional Reference(s):	-		

DUT Configuration			
Mode:	iPA $\pi/4$ DQPSK (2-DH5)	Duty Cycle (%):	-
Antenna Configuration:	Beamforming	DCCF (dB):	-
Active Port(s):	A+B (Core 0 + Core 1)	Peak Antenna Gain (dBi):	-

Number of Hopping Frequencies	Limit
79	≥ 15.0

Table 54 - Number of Hopping Frequencies Results

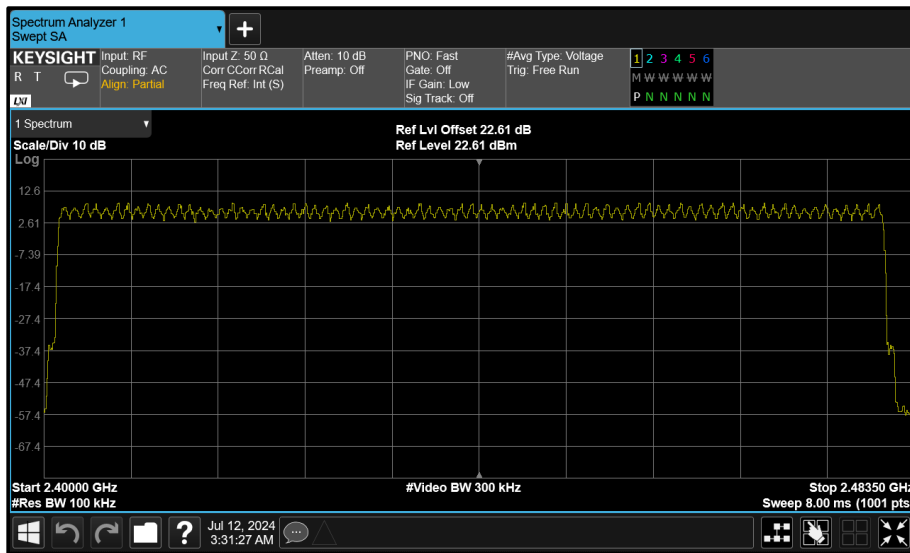


Figure 72 - $\pi/4$ DQPSK (2-DH5) - Number of Hopping Channels



Test Configuration			
Frequency Range:	2400-2483.5 MHz	Band:	2.4 GHz
Limit Clause(s):	FCC 15.247(a)(1)(iii) RSS-247 5.1 d)	Test Method(s):	C63.10 7.8.3
Additional Reference(s):	-		

DUT Configuration			
Mode:	iPA 8-DPSK (3-DH5)	Duty Cycle (%):	-
Antenna Configuration:	Beamforming	DCCF (dB):	-
Active Port(s):	A+B (Core 0 + Core 1)	Peak Antenna Gain (dBi):	-

Number of Hopping Frequencies	Limit
79	≥15.0

Table 55 - Number of Hopping Frequencies Results

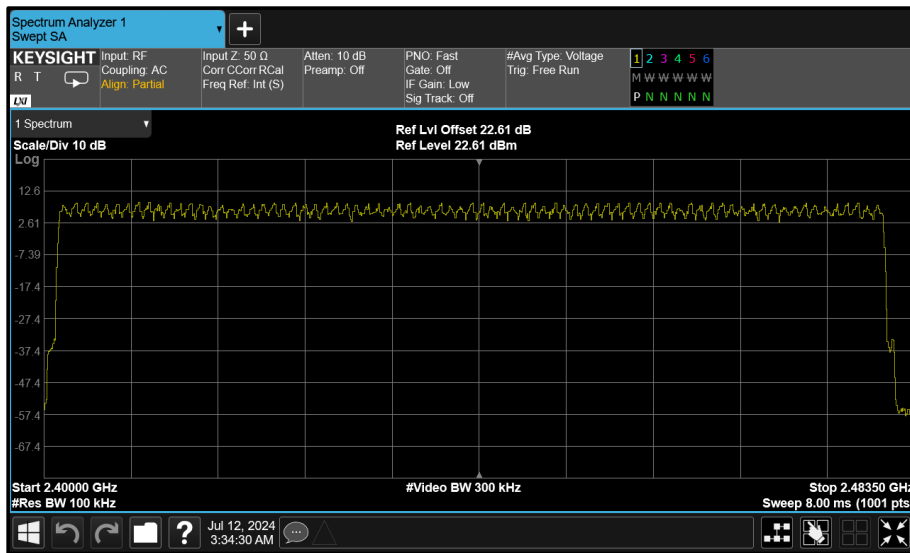


Figure 73 - 8-DPSK (3-DH5) - Number of Hopping Channels



Test Configuration			
Frequency Range:	2400-2483.5 MHz	Band:	2.4 GHz
Limit Clause(s):	FCC 15.247(a)(1)(iii) RSS-247 5.1 d)	Test Method(s):	C63.10 7.8.3
Additional Reference(s):	-		

DUT Configuration			
Mode:	ePA $\pi/4$ DQPSK (2-DH5)	Duty Cycle (%):	-
Antenna Configuration:	Beamforming	DCCF (dB):	-
Active Port(s):	A+B (Core 0 + Core 1)	Peak Antenna Gain (dBi):	-

Number of Hopping Frequencies	Limit
79	≥ 15.0

Table 56 - Number of Hopping Frequencies Results

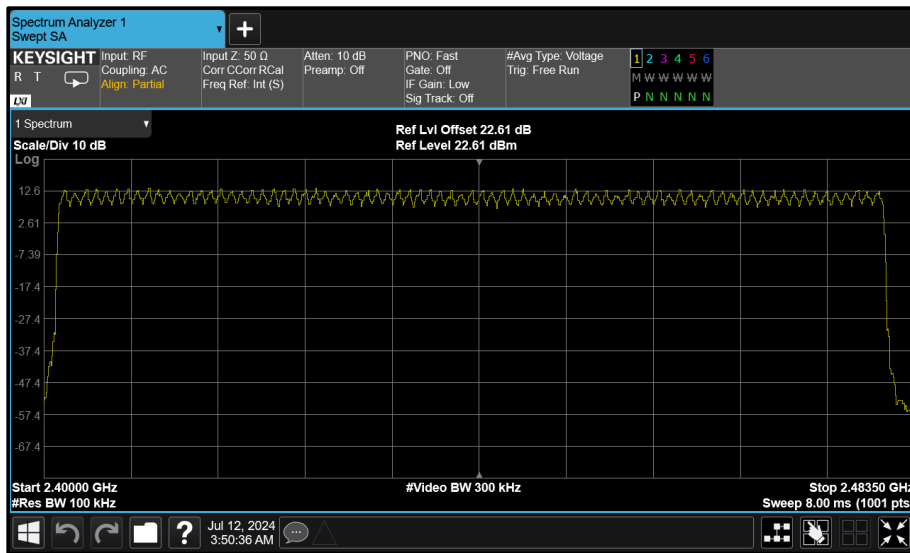


Figure 74 - $\pi/4$ DQPSK (2-DH5) - Number of Hopping Channels



Test Configuration			
Frequency Range:	2400-2483.5 MHz	Band:	2.4 GHz
Limit Clause(s):	FCC 15.247(a)(1)(iii) RSS-247 5.1 d)	Test Method(s):	C63.10 7.8.3
Additional Reference(s):	-		

DUT Configuration			
Mode:	ePA 8-DPSK (3-DH5)	Duty Cycle (%):	-
Antenna Configuration:	Beamforming	DCCF (dB):	-
Active Port(s):	A+B (Core 0 + Core 1)	Peak Antenna Gain (dBi):	-

Number of Hopping Frequencies	Limit
79	≥15.0

Table 57 - Number of Hopping Frequencies Results

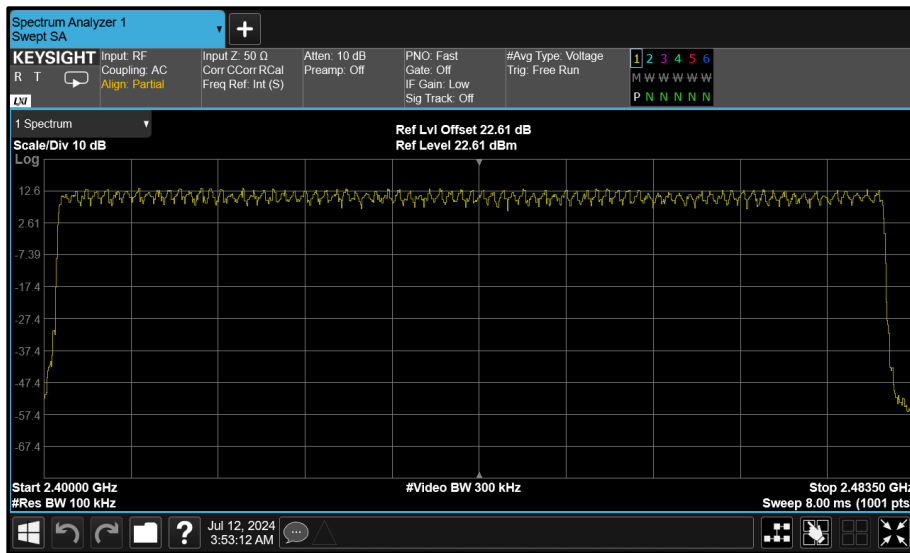


Figure 75 - 8-DPSK (3-DH5) - Number of Hopping Channels

FCC 47 CFR Part 15, Limit Clause 15.247 (a)(1)(iii)

≥ 15 channels

ISED RSS-247, Limit Clause 5.1 (d)

FHSs operating in the band 2400-2483.5 MHz shall use at least 15 hopping channels.



2.4.7 Test Location and Test Equipment Used

This test was carried out in RF Chamber 18.

Instrument	Manufacturer	Type No.	TE No.	Calibration Period (months)	Calibration Expiry Date
Hygrometer	Rotronic	I-1000	3068	12	07-Nov-2024
Digital Multimeter	Fluke	115	6145	12	06-Jun-2025
MXA Signal Analyser	Keysight Technologies	N9020B	6419	24	28-Feb-2025
Signal Conditioning Unit	TUV SUD	SPECTRUM_SCU001	6517	12	22-Feb-2025
SCU Cable Assembly	TUV SUD	SPECTRUM_SCU_CA	6526	12	22-Feb-2025
SCU Cable Assembly	TUV SUD	SPECTRUM_SCU_CA	6527	12	05-Mar-2025
SCU Cable Assembly	TUV SUD	SPECTRUM_SCU_CA	6528	12	22-Feb-2025
AC Programmable Power Supply	iTech	IT7324	6665	-	O/P Mon

Table 58

O/P Mon - Output Monitored using calibrated equipment



2.5 Frequency Hopping Systems - 99% & 20 dB Bandwidth

2.5.1 Specification Reference

FCC 47 CFR Part 15C, Clause 15.247 (a)(1)
ISED RSS-247, Clause 5.1
ISED RSS-GEN, Clause 6.7

2.5.2 Equipment Under Test and Modification State

A3112, S/N: J6HWQT92RK - Modification State 0

2.5.3 Date of Test

15-July-2024 to 02-August-2024

2.5.4 Test Method

The test was performed in accordance with ANSI C63.10, clause 6.9.2 for 20 dB Bandwidth and ANSI C63.10, clause 6.9.3 for 99% Bandwidth.

2.5.5 Environmental Conditions

Ambient Temperature	21.9 - 23.1 °C
Relative Humidity	47.5 - 57.5 %



2.5.6 Test Results

2.4 GHz Bluetooth BDR/EDR

Test Configuration			
Frequency Range:	2400-2483.5 MHz	Band:	2.4 GHz
Limit Clause(s):	FCC 15.247 (a)(1) RSS-247 5.1	Test Method(s):	C63.10 6.9.2
Additional Reference(s):	-		

DUT Configuration			
Mode:	iPA GFSK (DH5)	Duty Cycle (%):	-
Antenna Configuration:	SISO	DCCF (dB):	-
Active Port(s):	A (Core 0)	Peak Antenna Gain (dBi):	-

Test Frequency (MHz)	20 dB Bandwidth (MHz)			
	A	B	C	D
2402	0.855	-	-	-
2441	0.852	-	-	-
2480	0.855	-	-	-

Table 59 - 20 dB Bandwidth Results

Test Frequency (MHz)	99% Bandwidth (MHz)				Limit (kHz)
	A	B	C	D	
2402	0.855	-	-	-	-
2441	0.855	-	-	-	-
2480	0.855	-	-	-	-

Table 60 - 99% Bandwidth Results

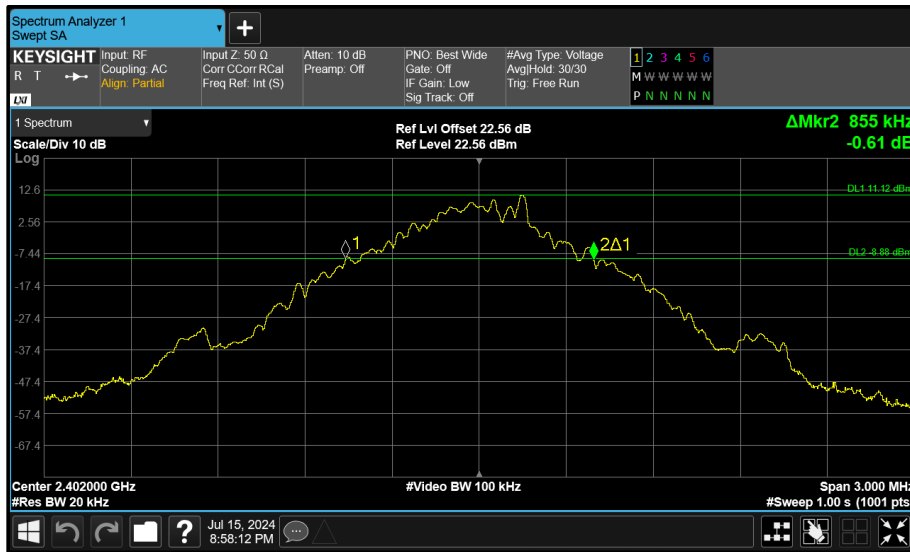


Figure 76 - Core 0 (A) 2402 MHz (CH0) 20 dB Bandwidth

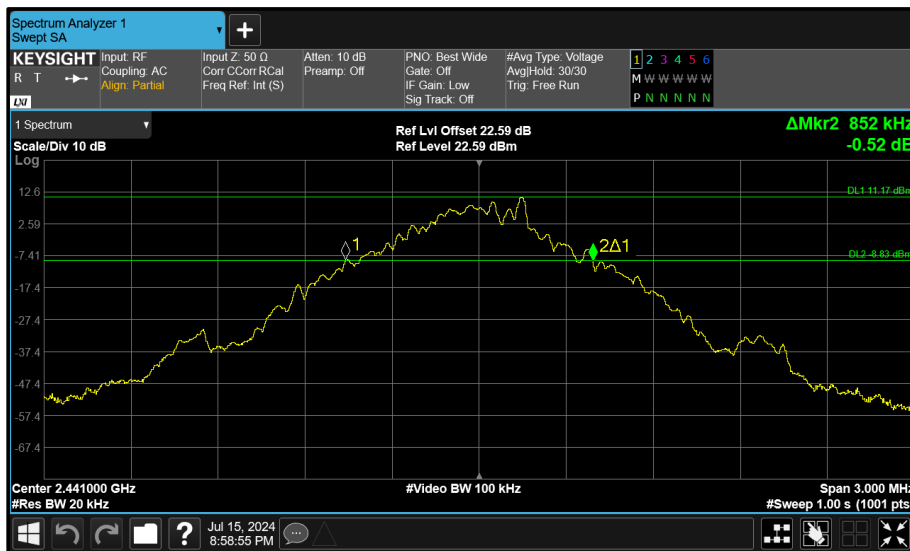


Figure 77 - Core 0 (A) 2441 MHz (CH39) 20 dB Bandwidth

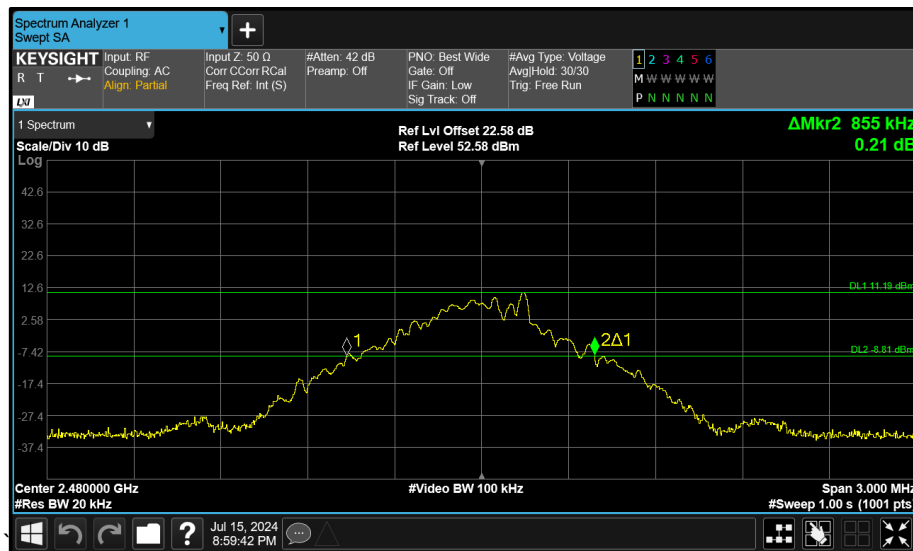


Figure 78 - Core 0 (A) 2480 MHz (CH78) 20 dB Bandwidth

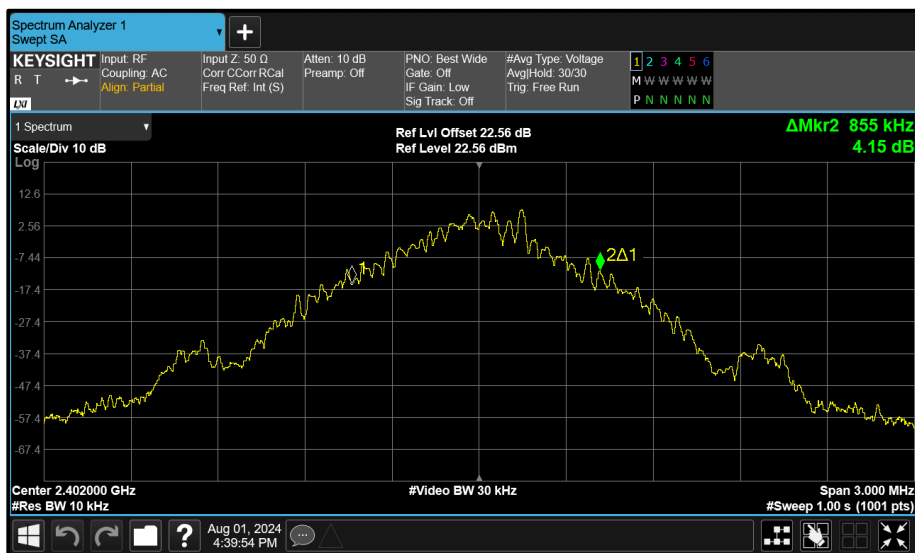


Figure 79 - Core 0 (A) 2402 MHz (CH0) 99% Bandwidth

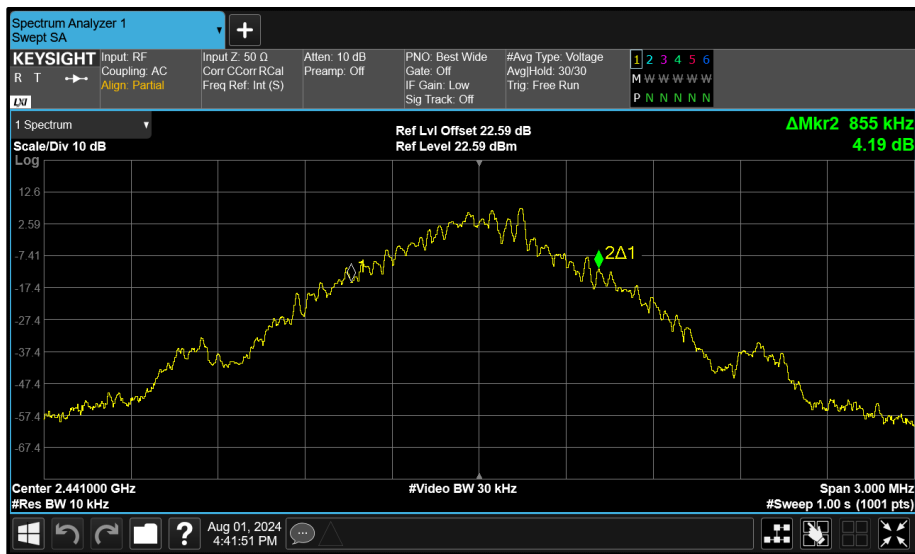


Figure 80 - Core 0 (A) 2441 MHz (CH39) 99% Bandwidth

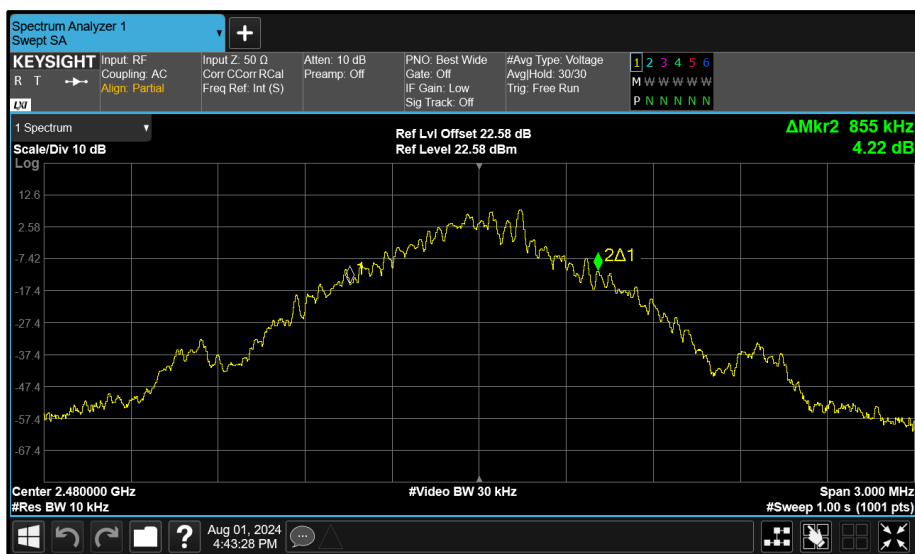


Figure 81 - Core 0 (A) 2480 MHz (CH78) 99% Bandwidth



Test Configuration			
Frequency Range:	2400-2483.5 MHz	Band:	2.4 GHz
Limit Clause(s):	FCC 15.247 (a)(1) RSS-247 5.1	Test Method(s):	C63.10 6.9.2
Additional Reference(s):	-		

DUT Configuration			
Mode:	iPA GFSK (DH5)	Duty Cycle (%):	-
Antenna Configuration:	SISO	DCCF (dB):	-
Active Port(s):	C (Core 2)	Peak Antenna Gain (dBi):	-

Test Frequency (MHz)	20 dB Bandwidth (MHz)			
	A	B	C	D
2402	-	-	0.855	-
2441	-	-	0.855	-
2480	-	-	0.855	-

Table 61 - 20 dB Bandwidth Results

Test Frequency (MHz)	99% Bandwidth (MHz)				Limit (kHz)
	A	B	C	D	
2402	-	-	0.855	-	-
2441	-	-	0.855	-	-
2480	-	-	0.858	-	-

Table 62 - 99% Bandwidth Results

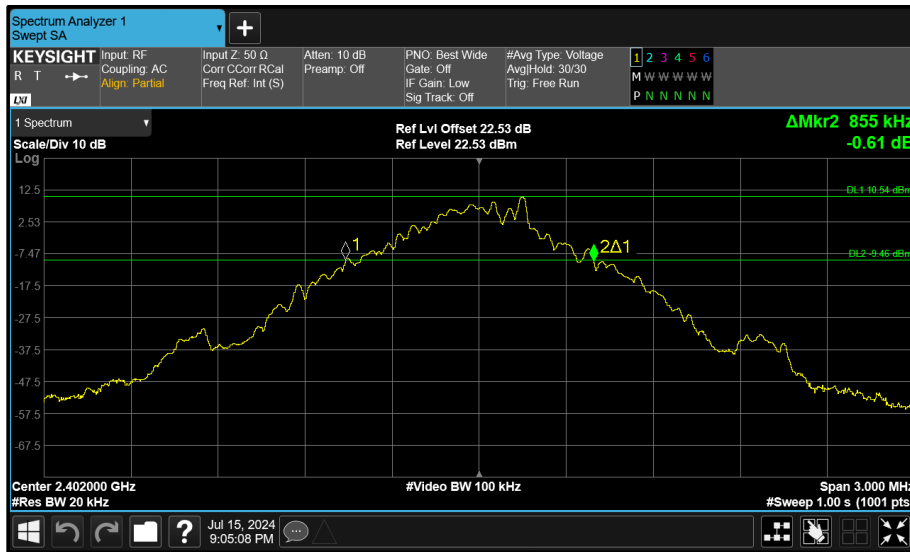


Figure 82 - Core 2 (C) 2402 MHz (CH0) 20 dB Bandwidth

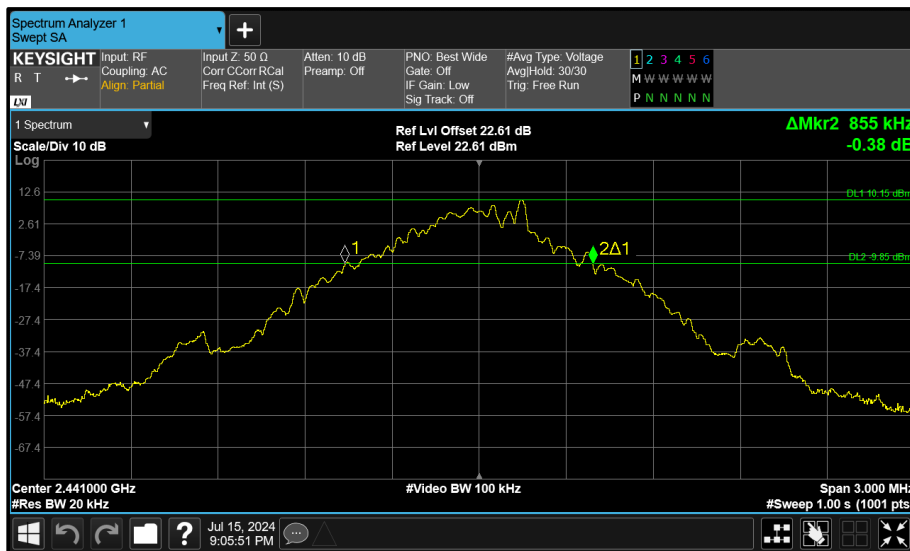


Figure 83 - Core 2 (C) 2441 MHz (CH39) 20 dB Bandwidth

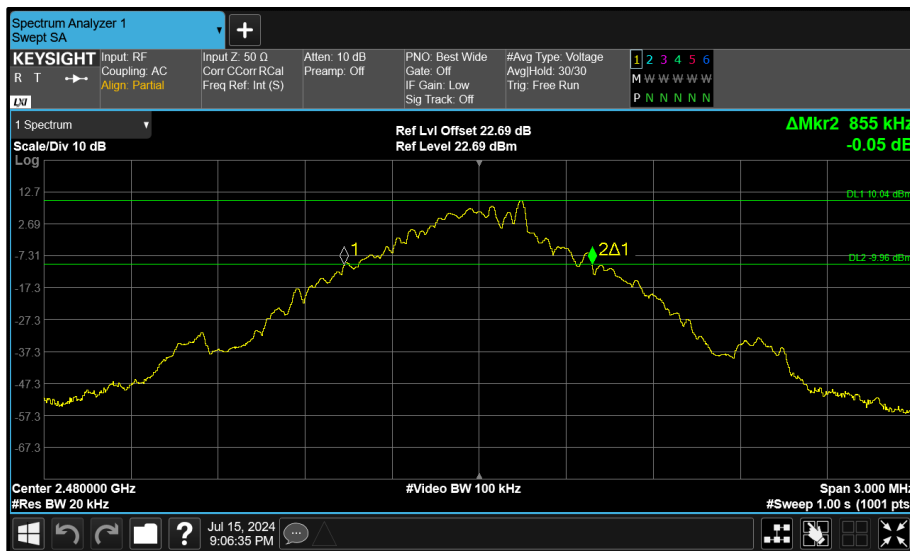


Figure 84 - Core 2 (C) 2480 MHz (CH78) 20 dB Bandwidth

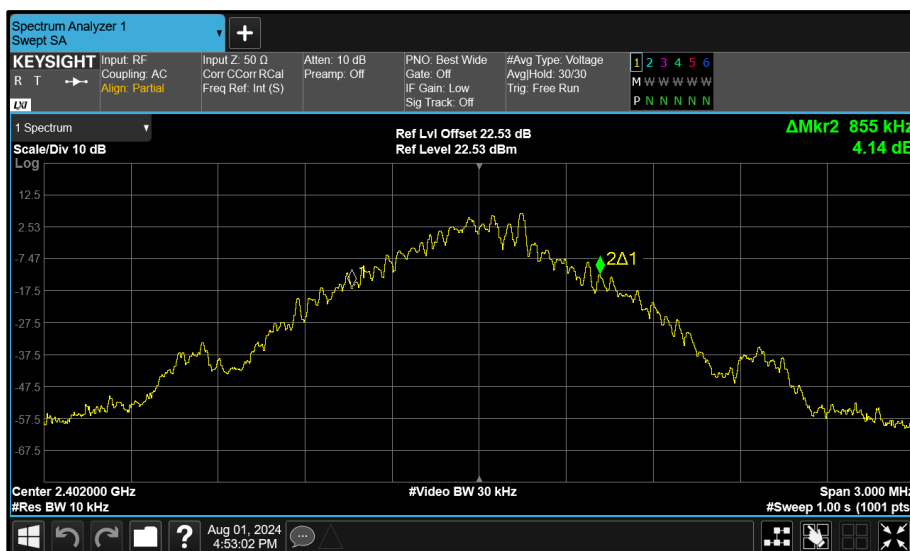


Figure 85 - Core 2 (C) 2402 MHz (CH0) 99% Bandwidth

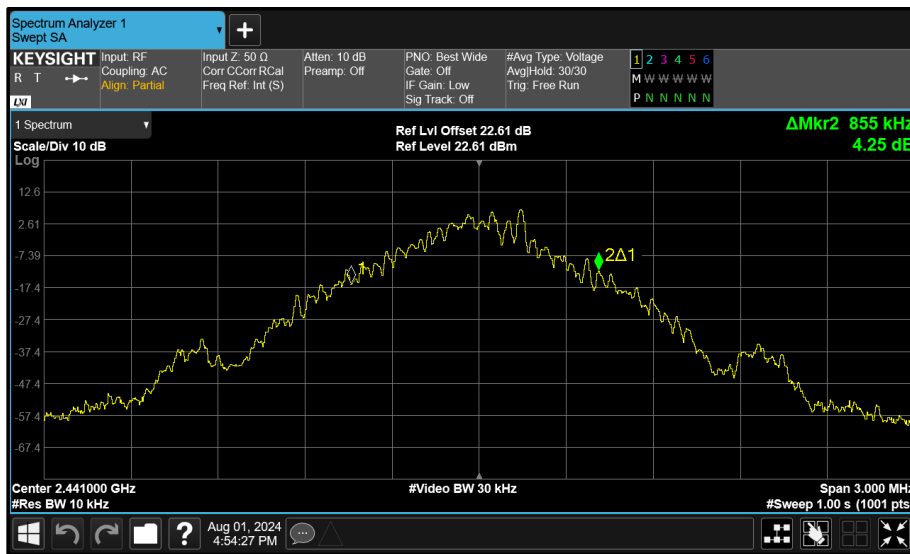


Figure 86 - Core 2 (C) 2441 MHz (CH39) 99% Bandwidth

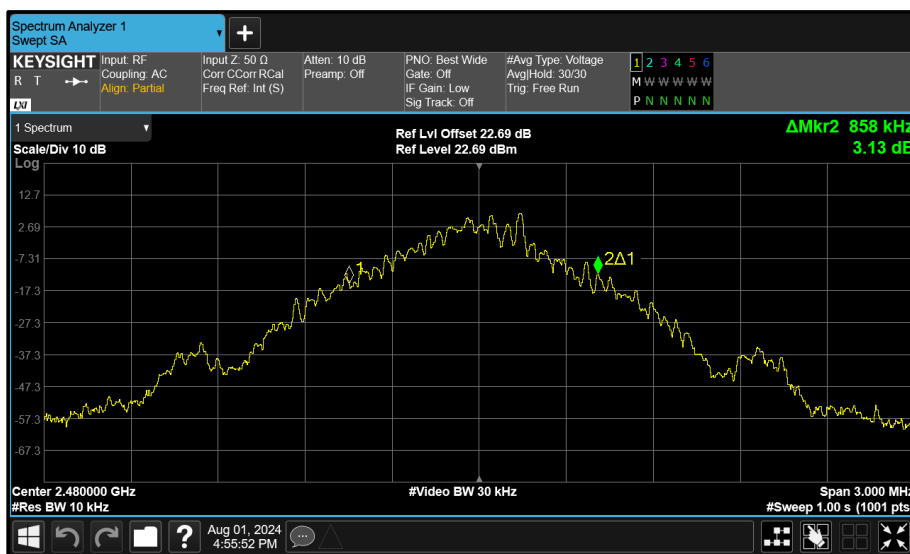


Figure 87 - Core 2 (C) 2480 MHz (CH78) 99% Bandwidth



Test Configuration			
Frequency Range:	2400-2483.5 MHz	Band:	2.4 GHz
Limit Clause(s):	FCC 15.247 (a)(1) RSS-247 5.1	Test Method(s):	C63.10 6.9.2
Additional Reference(s):	-		

DUT Configuration			
Mode:	iPA $\pi/4$ DQPSK (2-DH5)	Duty Cycle (%):	-
Antenna Configuration:	SISO	DCCF (dB):	-
Active Port(s):	A (Core 0)	Peak Antenna Gain (dBi):	-

Test Frequency (MHz)	20 dB Bandwidth (MHz)			
	A	B	C	D
2402	1.325	-	-	-
2441	1.330	-	-	-
2480	1.325	-	-	-

Table 63 - 20 dB Bandwidth Results

Test Frequency (MHz)	99% Bandwidth (MHz)				Limit (kHz)
	A	B	C	D	
2402	1.188	-	-	-	-
2441	1.184	-	-	-	-
2480	1.188	-	-	-	-

Table 64 - 99% Bandwidth Results

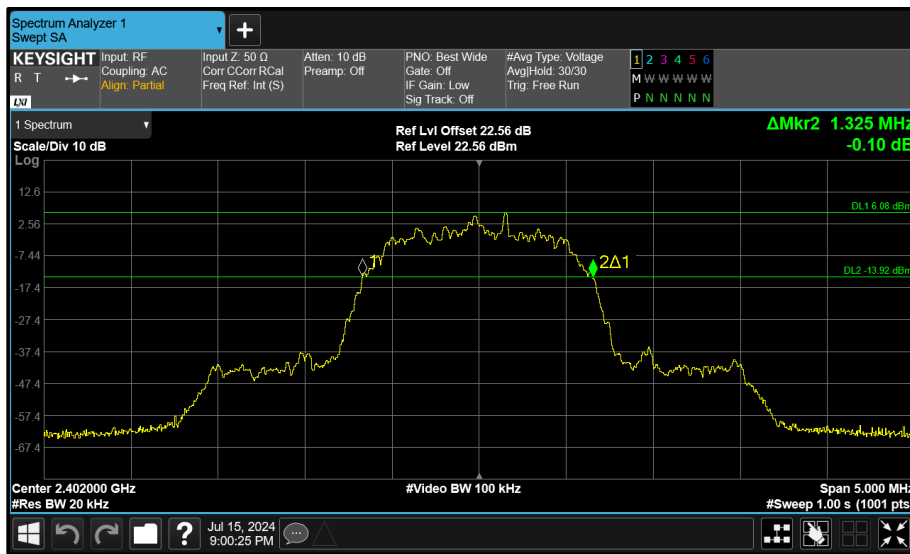


Figure 88 - Core 0 (A) 2402 MHz (CH0) 20 dB Bandwidth

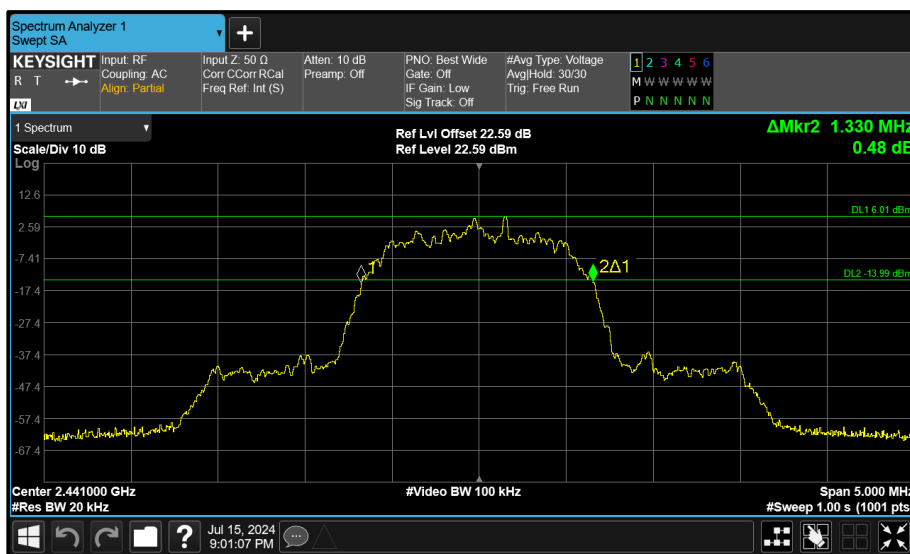


Figure 89 - Core 0 (A) 2441 MHz (CH39) 20 dB Bandwidth

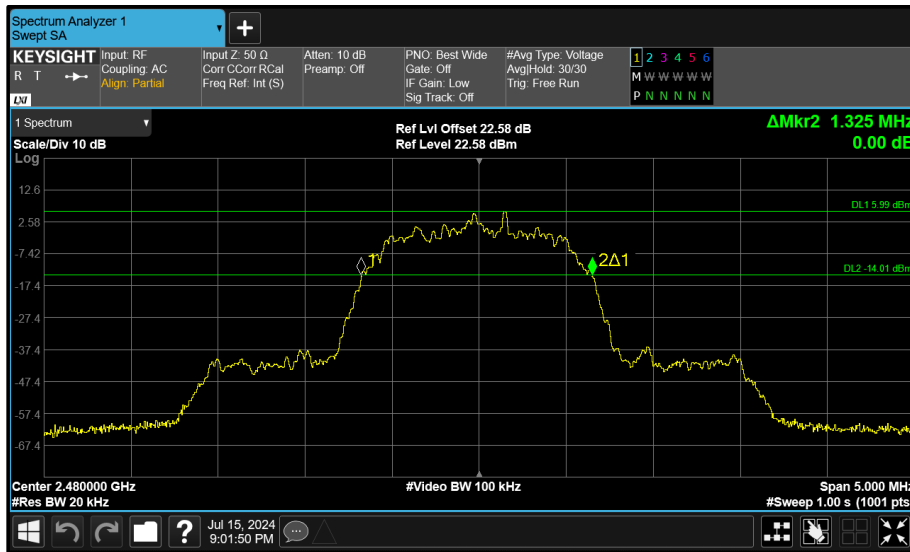


Figure 90 - Core 0 (A) 2480 MHz (CH78) 20 dB Bandwidth

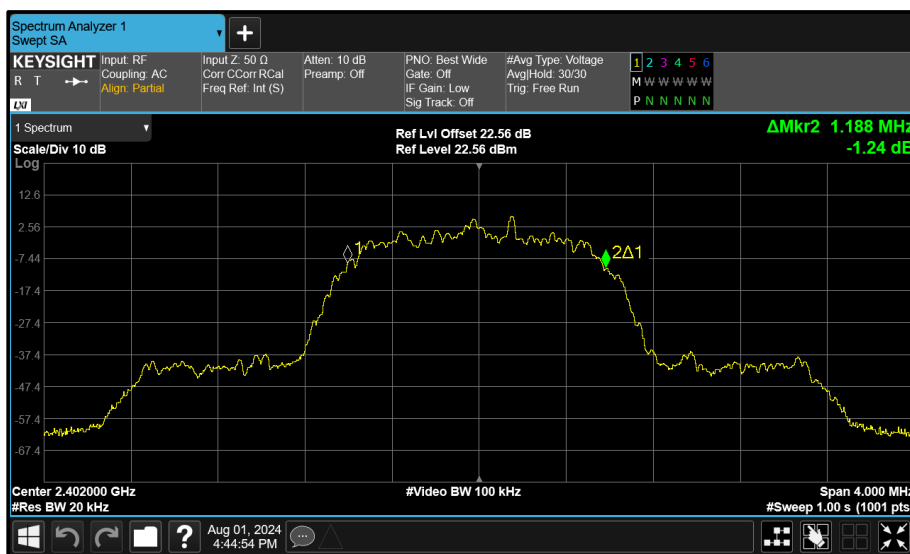


Figure 91 - Core 0 (A) 2402 MHz (CH0) 99% Bandwidth

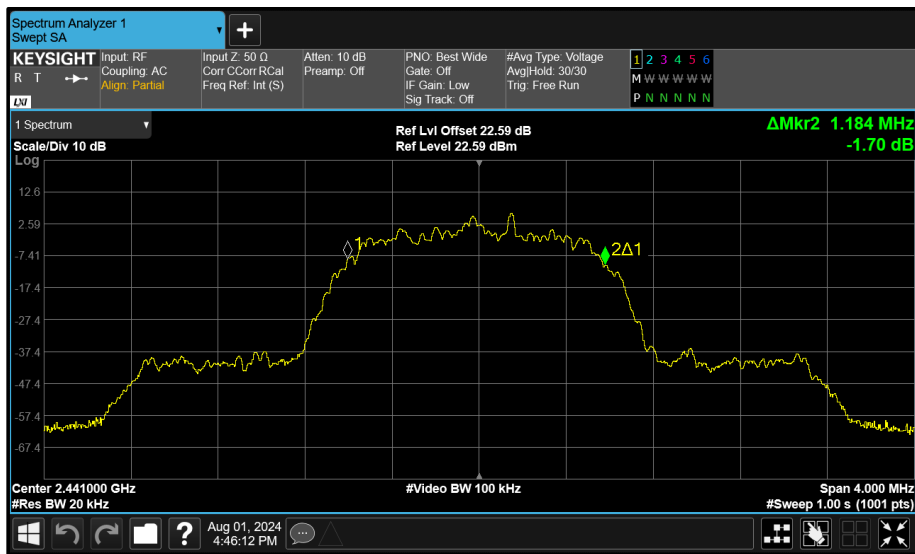


Figure 92 - Core 0 (A) 2441 MHz (CH39) 99% Bandwidth

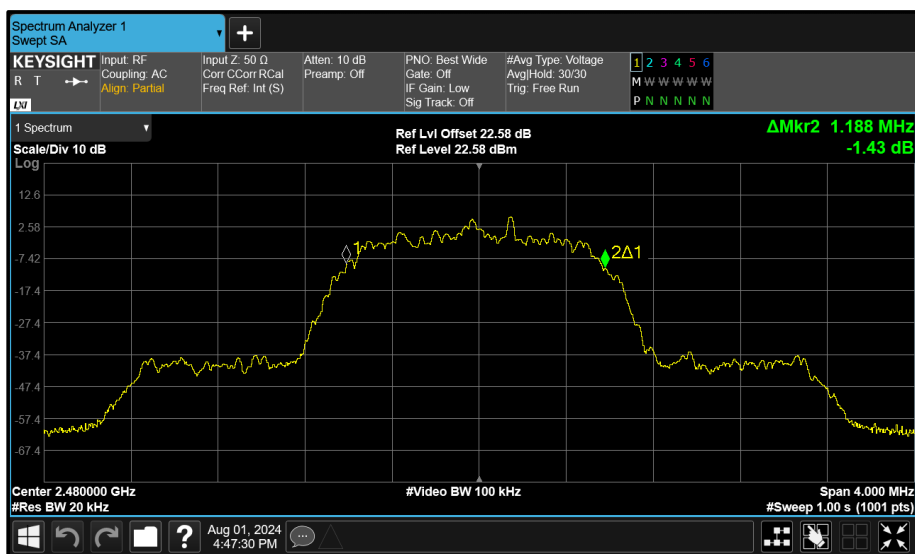


Figure 93 - Core 0 (A) 2480 MHz (CH78) 99% Bandwidth



Test Configuration			
Frequency Range:	2400-2483.5 MHz	Band:	2.4 GHz
Limit Clause(s):	FCC 15.247 (a)(1) RSS-247 5.1	Test Method(s):	C63.10 6.9.2
Additional Reference(s):	-		

DUT Configuration			
Mode:	iPA 8-DPSK (3-DH5)	Duty Cycle (%):	-
Antenna Configuration:	SISO	DCCF (dB):	-
Active Port(s):	A (Core 0)	Peak Antenna Gain (dBi):	-

Test Frequency (MHz)	20 dB Bandwidth (MHz)			
	A	B	C	D
2402	1.260	-	-	-
2441	1.265	-	-	-
2480	1.260	-	-	-

Table 65 - 20 dB Bandwidth Results

Test Frequency (MHz)	99% Bandwidth (MHz)				Limit (kHz)
	A	B	C	D	
2402	1.192	-	-	-	-
2441	1.188	-	-	-	-
2480	1.192	-	-	-	-

Table 66 - 99% Bandwidth Results

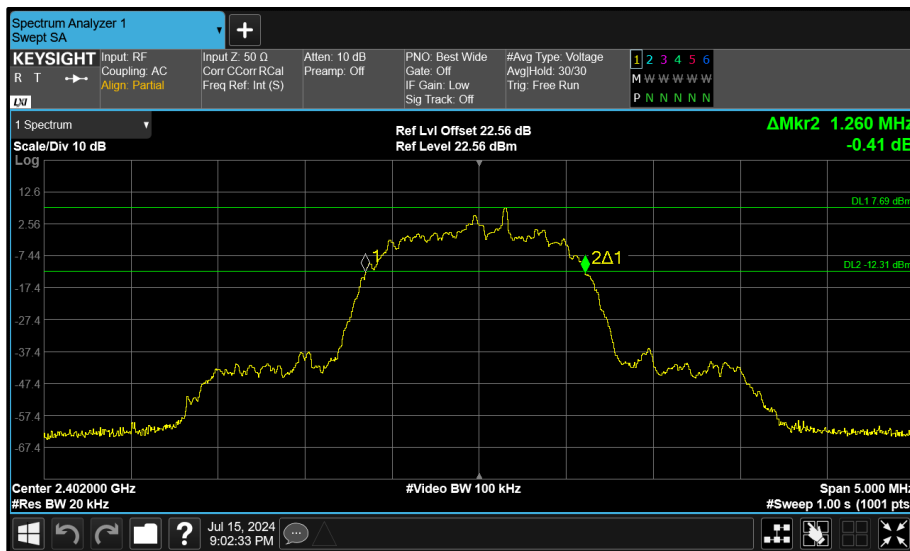


Figure 94 - Core 0 (A) 2402 MHz (CH0) 20 dB Bandwidth

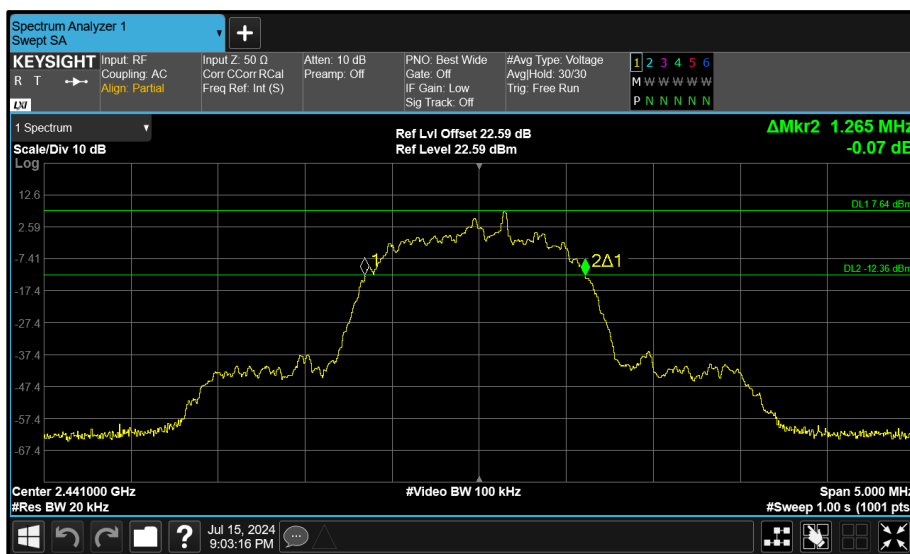


Figure 95 - Core 0 (A) 2441 MHz (CH39) 20 dB Bandwidth

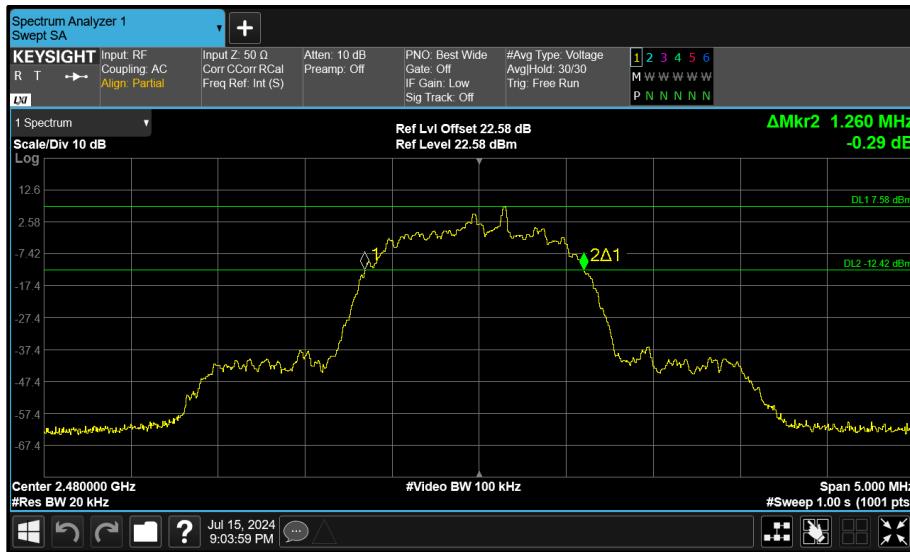


Figure 96 - Core 0 (A) 2480 MHz (CH78) 20 dB Bandwidth

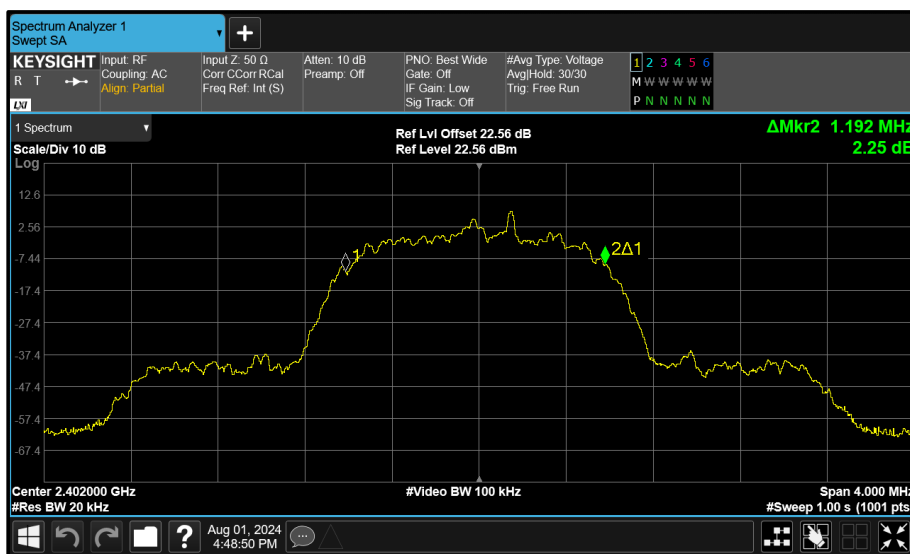


Figure 97 - Core 0 (A) 2402 MHz (CH0) 99% Bandwidth

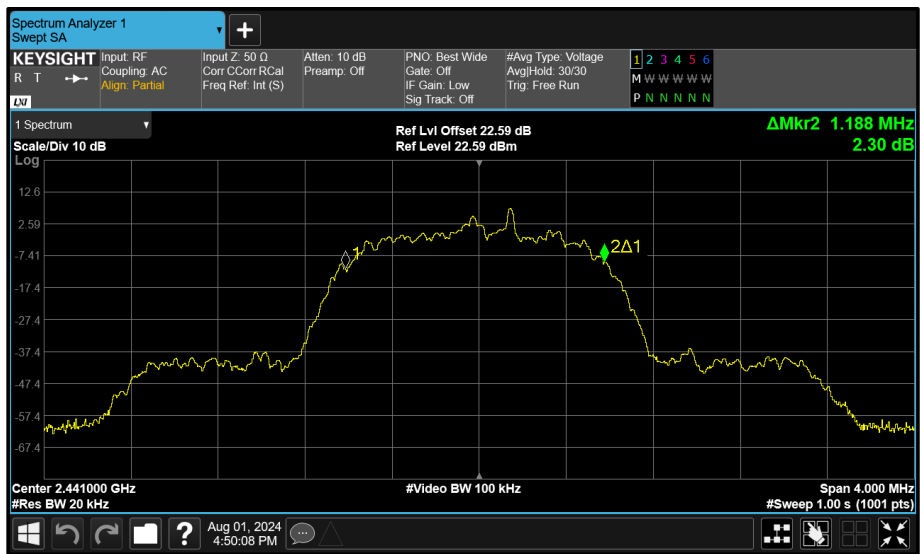


Figure 98 - Core 0 (A) 2441 MHz (CH39) 99% Bandwidth

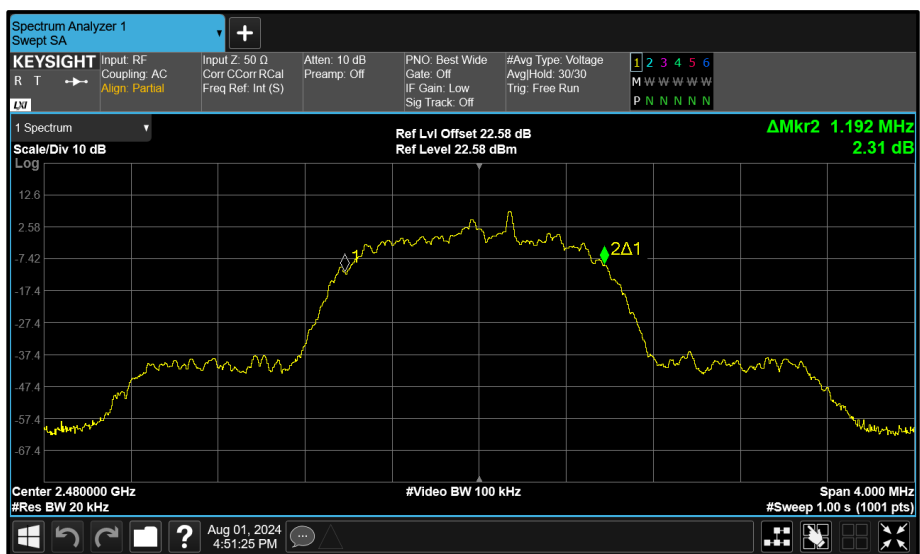


Figure 99 - Core 0 (A) 2480 MHz (CH78) 99% Bandwidth



Test Configuration			
Frequency Range:	2400-2483.5 MHz	Band:	2.4 GHz
Limit Clause(s):	FCC 15.247 (a)(1) RSS-247 5.1	Test Method(s):	C63.10 6.9.2
Additional Reference(s):	-		

DUT Configuration			
Mode:	iPA $\pi/4$ DQPSK (2-DH5)	Duty Cycle (%):	-
Antenna Configuration:	SISO	DCCF (dB):	-
Active Port(s):	C (Core 2)	Peak Antenna Gain (dBi):	-

Test Frequency (MHz)	20 dB Bandwidth (MHz)			
	A	B	C	D
2402	-	-	1.325	-
2441	-	-	1.330	-
2480	-	-	1.325	-

Table 67 - 20 dB Bandwidth Results

Test Frequency (MHz)	99% Bandwidth (MHz)				Limit (kHz)
	A	B	C	D	
2402	-	-	1.188	-	-
2441	-	-	1.188	-	-
2480	-	-	1.188	-	-

Table 68 - 99% Bandwidth Results

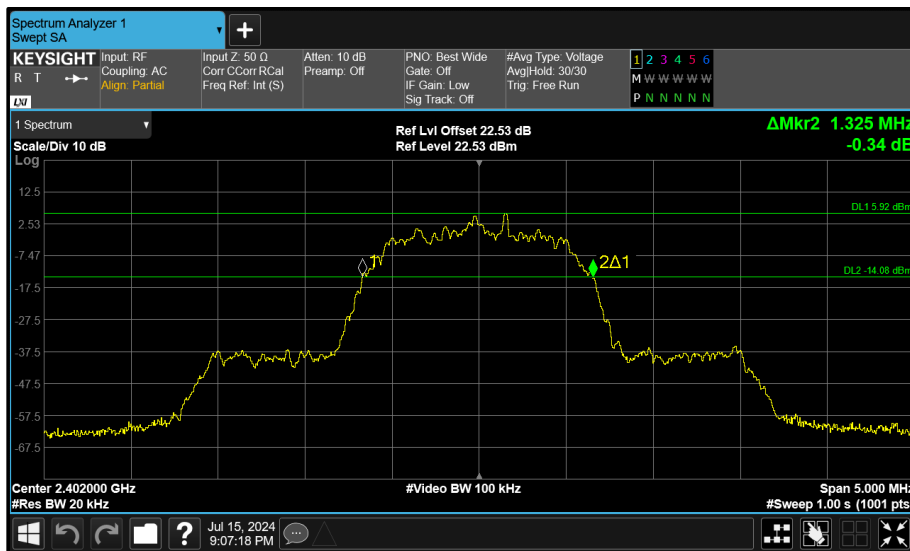


Figure 100 - Core 2 (C) 2402 MHz (CH0) 20 dB Bandwidth

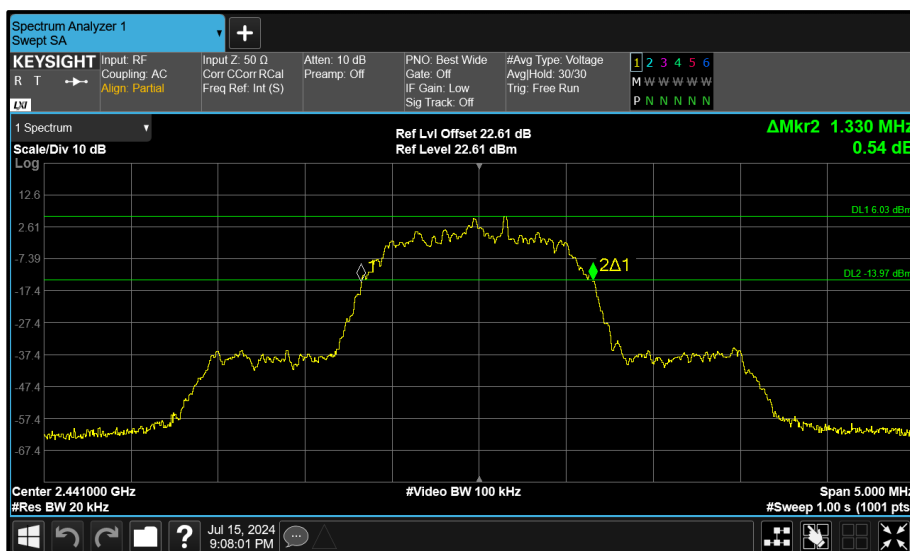


Figure 101 - Core 2 (C) 2441 MHz (CH39) 20 dB Bandwidth

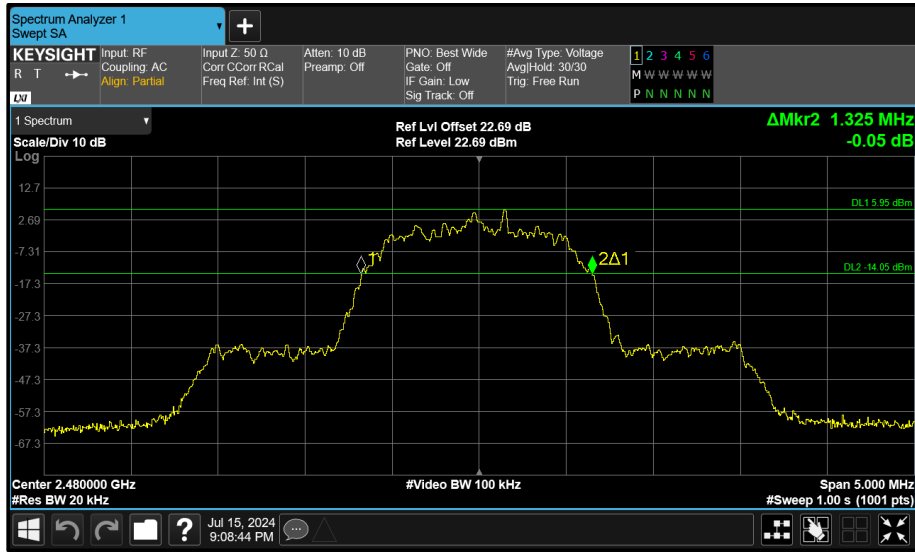


Figure 102 - Core 2 (C) 2480 MHz (CH78) 20 dB Bandwidth

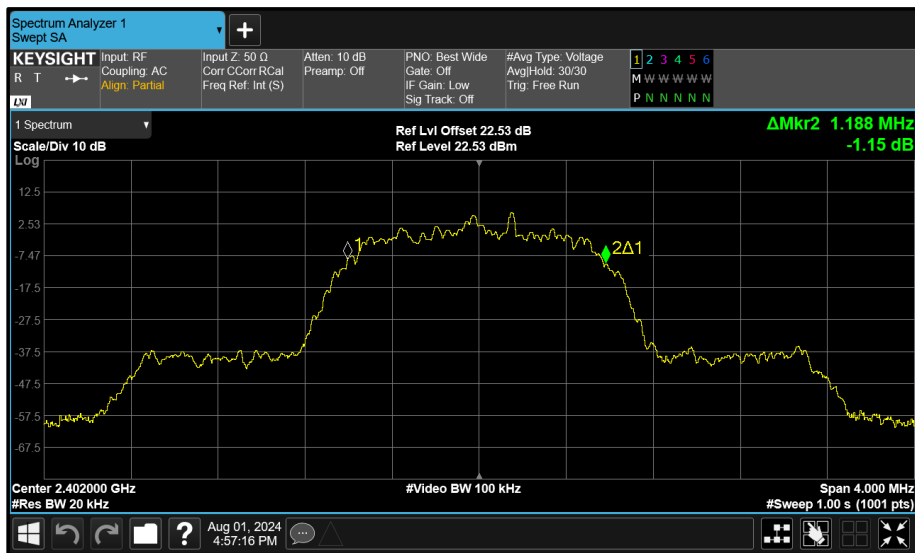


Figure 103 - Core 2 (C) 2402 MHz (CH0) 99% Bandwidth

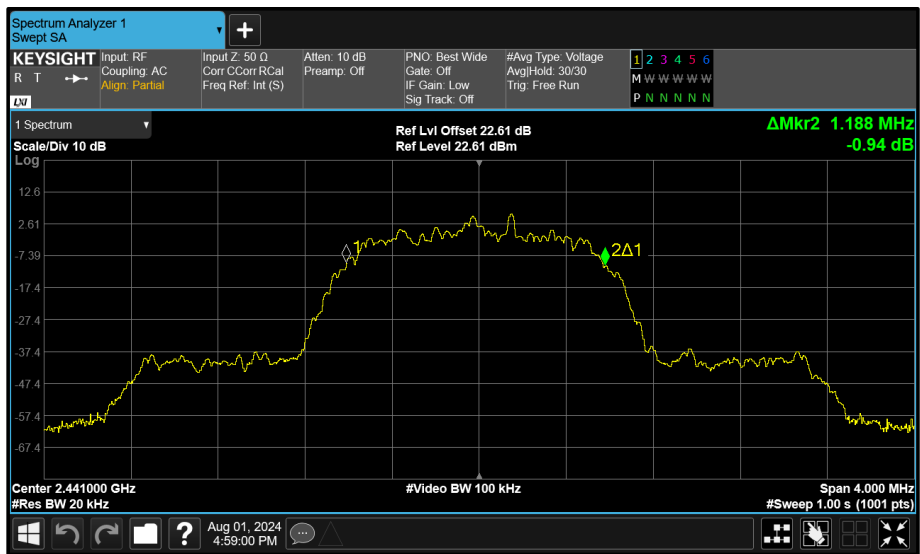


Figure 104 - Core 2 (C) 2441 MHz (CH39) 99% Bandwidth

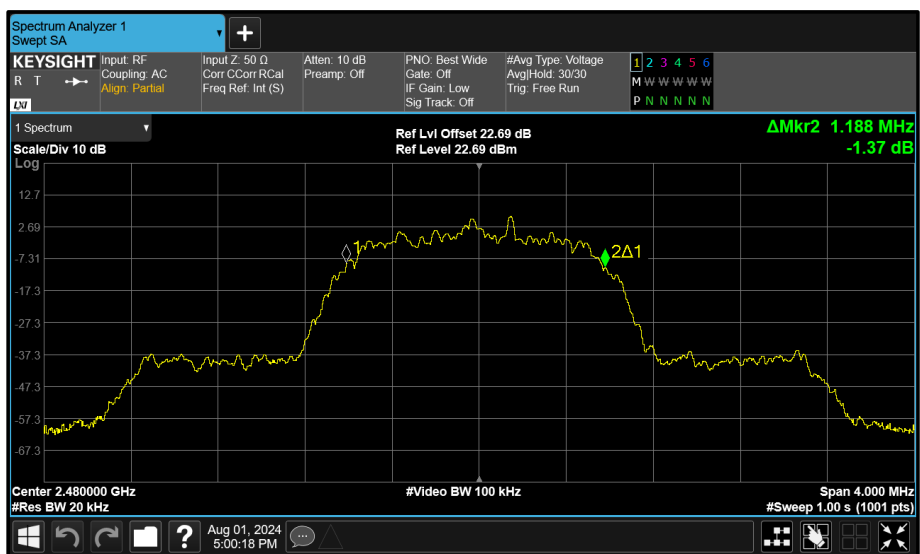


Figure 105 - Core 2 (C) 2480 MHz (CH78) 99% Bandwidth



Test Configuration			
Frequency Range:	2400-2483.5 MHz	Band:	2.4 GHz
Limit Clause(s):	FCC 15.247 (a)(1) RSS-247 5.1	Test Method(s):	C63.10 6.9.2
Additional Reference(s):	-		

DUT Configuration			
Mode:	iPA 8-DPSK (3-DH5)	Duty Cycle (%):	-
Antenna Configuration:	SISO	DCCF (dB):	-
Active Port(s):	C (Core 2)	Peak Antenna Gain (dBi):	-

Test Frequency (MHz)	20 dB Bandwidth (MHz)			
	A	B	C	D
2402	-	-	1.260	-
2441	-	-	1.265	-
2480	-	-	1.265	-

Table 69 - 20 dB Bandwidth Results

Test Frequency (MHz)	99% Bandwidth (MHz)				Limit (kHz)
	A	B	C	D	
2402	-	-	1.192	-	-
2441	-	-	1.196	-	-
2480	-	-	1.196	-	-

Table 70 - 99% Bandwidth Results

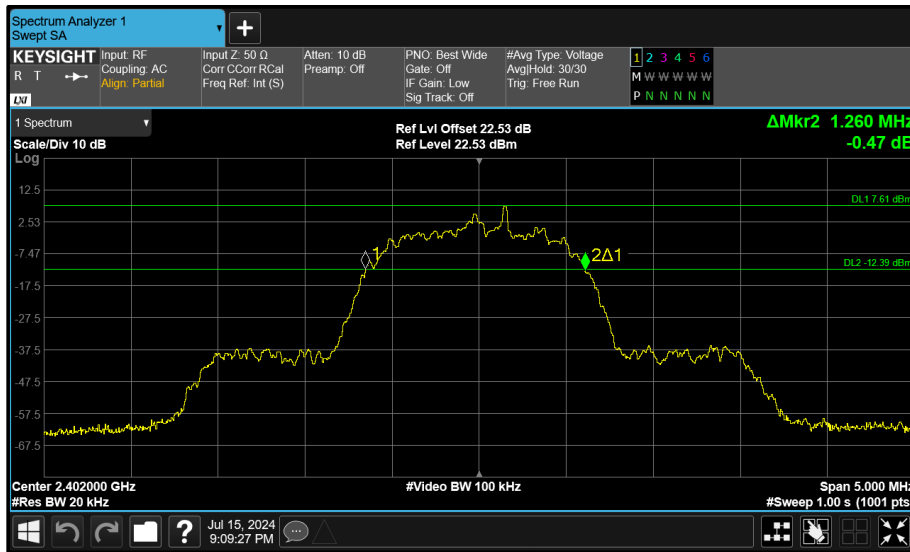


Figure 106 - Core 2 (C) 2402 MHz (CH0) 20 dB Bandwidth

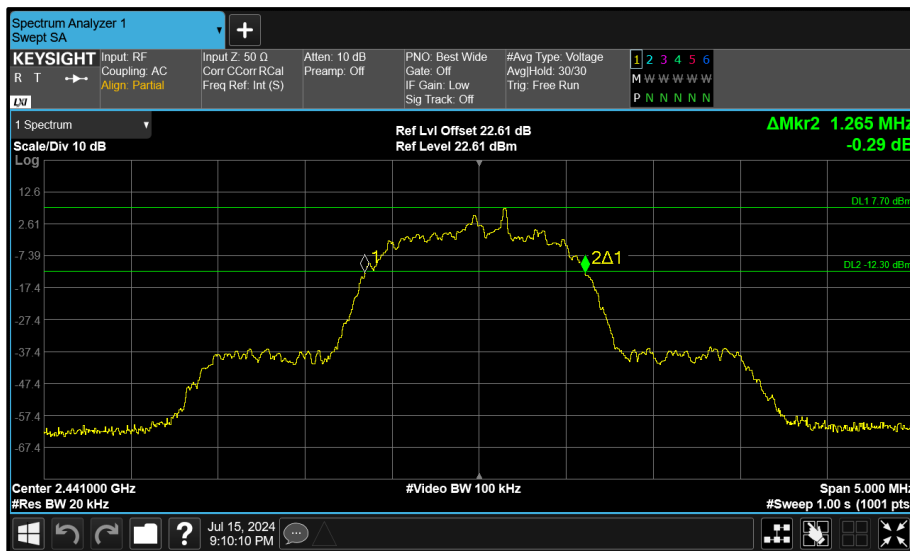


Figure 107 - Core 2 (C) 2441 MHz (CH39) 20 dB Bandwidth

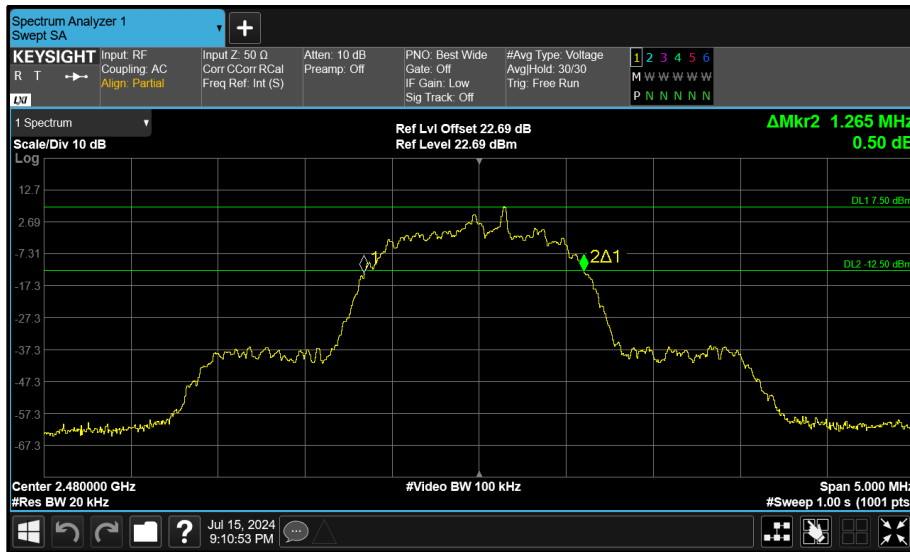


Figure 108 - Core 2 (C) 2480 MHz (CH78) 20 dB Bandwidth

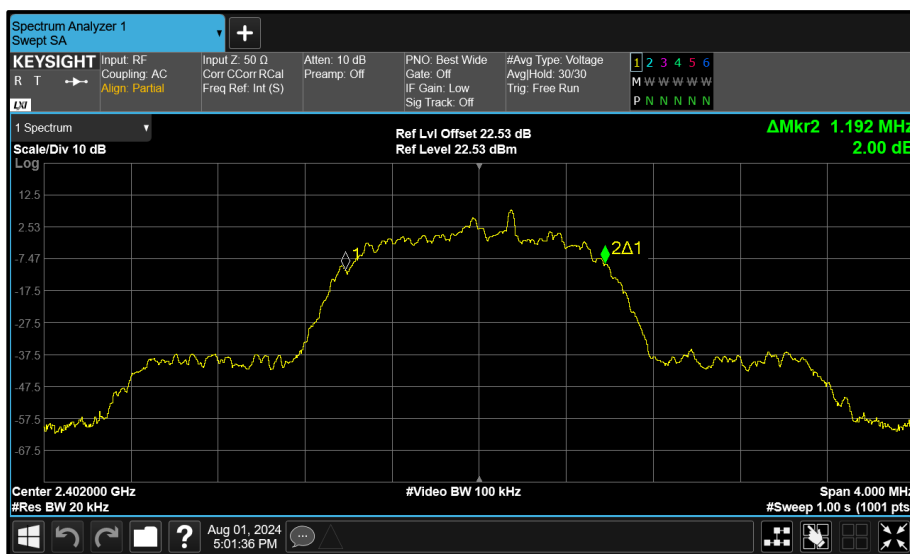


Figure 109 - Core 2 (C) 2402 MHz (CH0) 99% Bandwidth

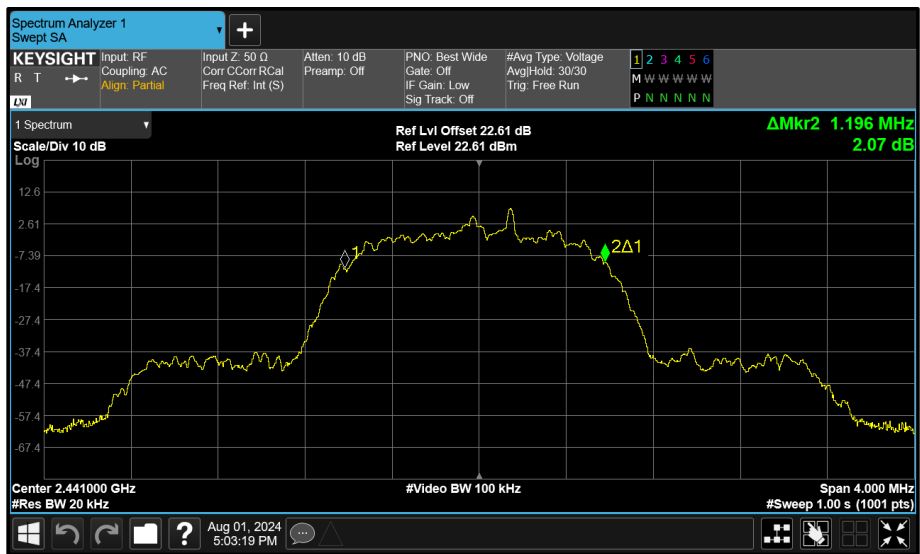


Figure 110 - Core 2 (C) 2441 MHz (CH39) 99% Bandwidth

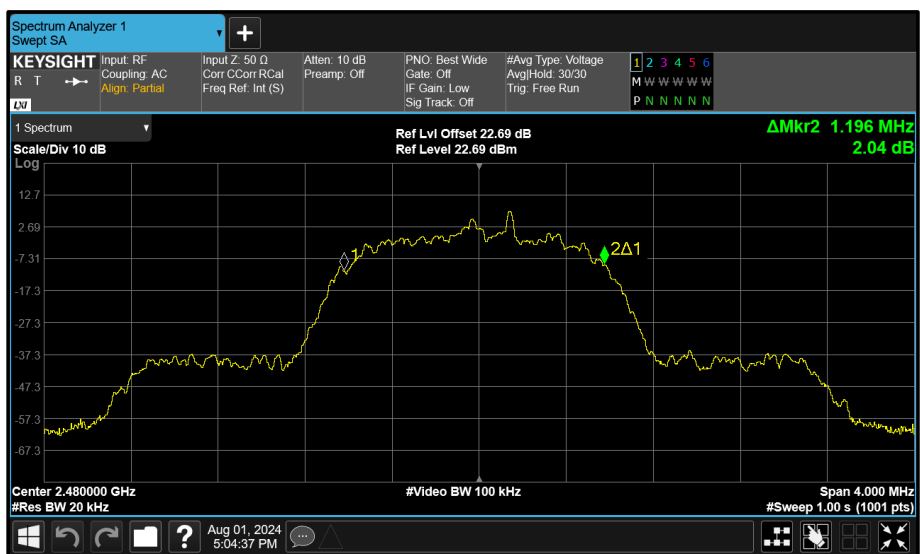


Figure 111 - Core 2 (C) 2480 MHz (CH78) 99% Bandwidth



Test Configuration			
Frequency Range:	2400-2483.5 MHz	Band:	2.4 GHz
Limit Clause(s):	FCC 15.247 (a)(1) RSS-247 5.1	Test Method(s):	C63.10 6.9.2
Additional Reference(s):	-		

DUT Configuration			
Mode:	ePA $\pi/4$ DQPSK (2-DH5)	Duty Cycle (%):	-
Antenna Configuration:	SISO	DCCF (dB):	-
Active Port(s):	A (Core 0)	Peak Antenna Gain (dBi):	-

Test Frequency (MHz)	20 dB Bandwidth (MHz)			
	A	B	C	D
2402	1.325	-	-	-
2441	1.325	-	-	-
2480	1.325	-	-	-

Table 71 - 20 dB Bandwidth Results

Test Frequency (MHz)	99% Bandwidth (MHz)				Limit (kHz)
	A	B	C	D	
2402	1.184	-	-	-	-
2441	1.184	-	-	-	-
2480	1.184	-	-	-	-

Table 72 - 99% Bandwidth Results

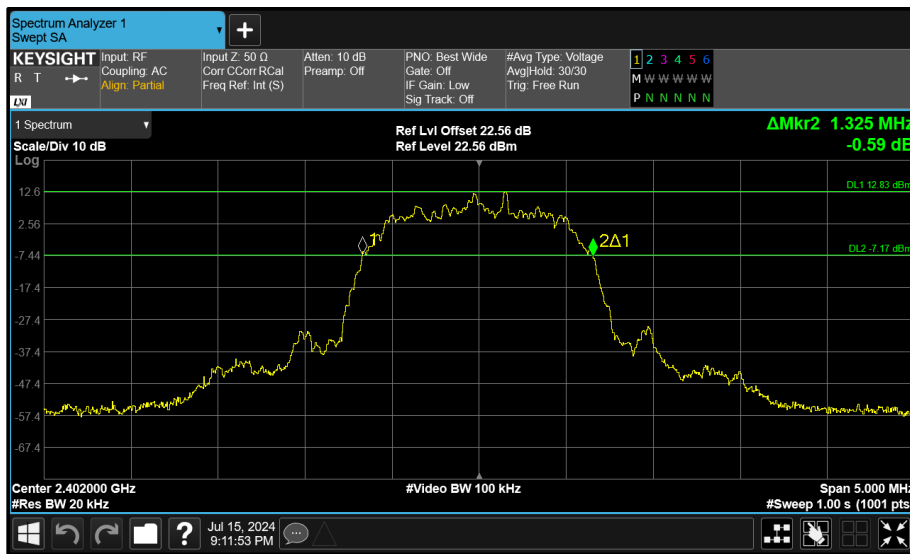


Figure 112 - Core 0 (A) 2402 MHz (CH0) 20 dB Bandwidth

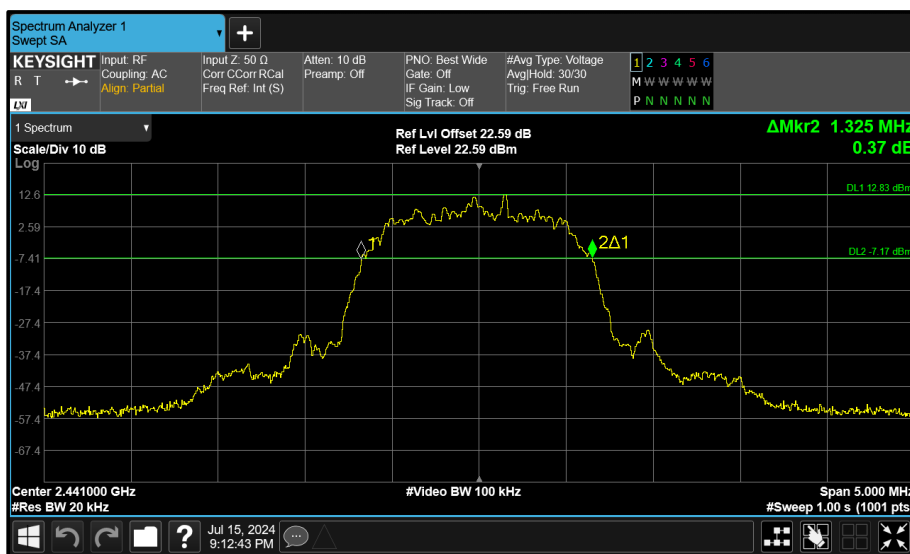


Figure 113 - Core 0 (A) 2441 MHz (CH39) 20 dB Bandwidth

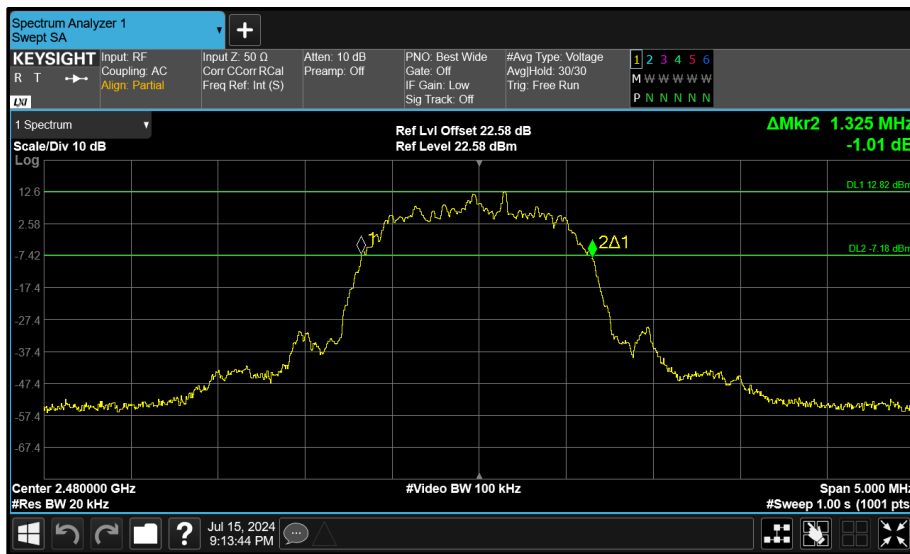


Figure 114 - Core 0 (A) 2480 MHz (CH78) 20 dB Bandwidth

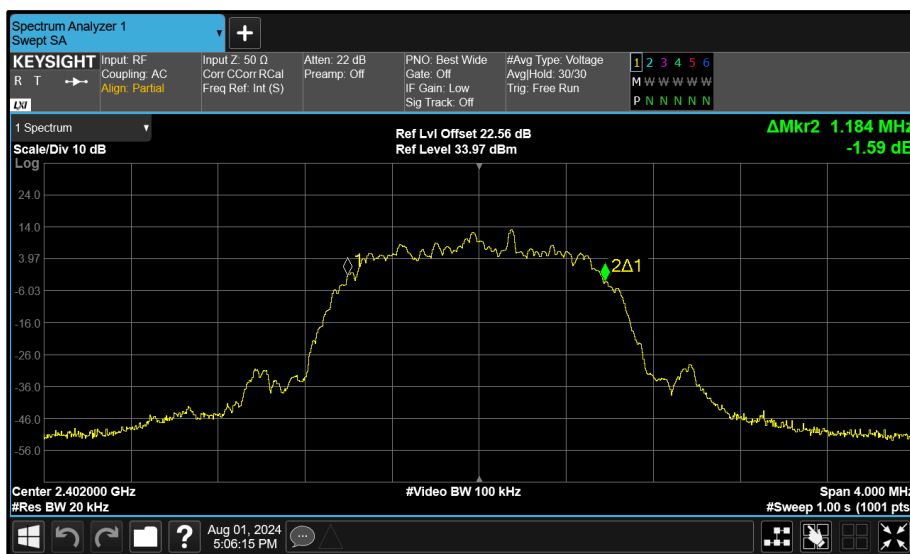


Figure 115 - Core 0 (A) 2402 MHz (CH0) 99% Bandwidth

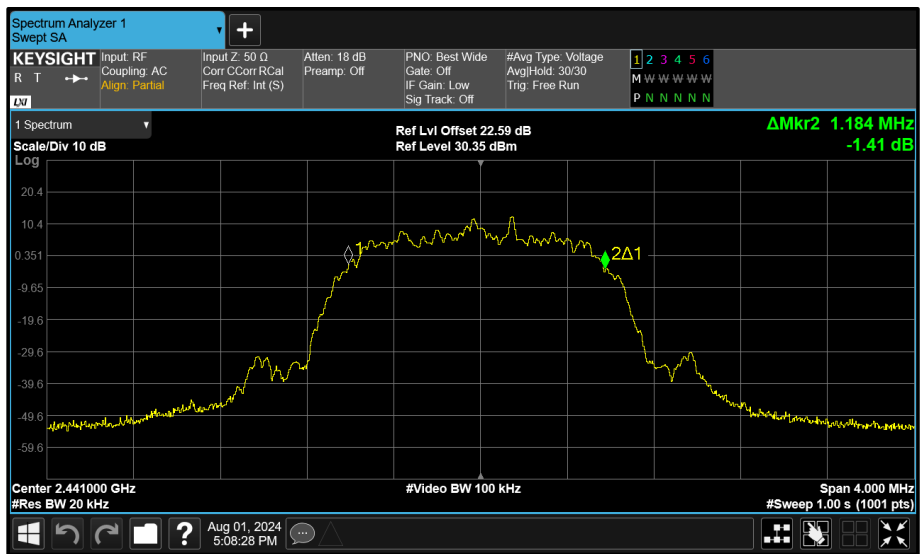


Figure 116 - Core 0 (A) 2441 MHz (CH39) 99% Bandwidth

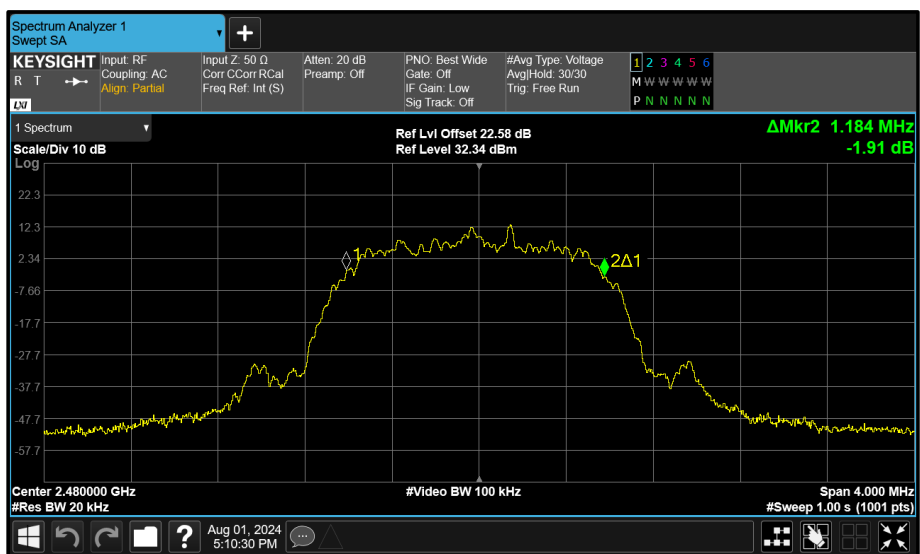


Figure 117 - Core 0 (A) 2480 MHz (CH78) 99% Bandwidth



Test Configuration			
Frequency Range:	2400-2483.5 MHz	Band:	2.4 GHz
Limit Clause(s):	FCC 15.247 (a)(1) RSS-247 5.1	Test Method(s):	C63.10 6.9.2
Additional Reference(s):	-		

DUT Configuration			
Mode:	ePA 8-DPSK (3-DH5)	Duty Cycle (%):	-
Antenna Configuration:	SISO	DCCF (dB):	-
Active Port(s):	A (Core 0)	Peak Antenna Gain (dBi):	-

Test Frequency (MHz)	20 dB Bandwidth (MHz)			
	A	B	C	D
2402	1.260	-	-	-
2441	1.260	-	-	-
2480	1.260	-	-	-

Table 73 - 20 dB Bandwidth Results

Test Frequency (MHz)	99% Bandwidth (MHz)				Limit (kHz)
	A	B	C	D	
2402	1.184	-	-	-	-
2441	1.184	-	-	-	-
2480	1.188	-	-	-	-

Table 74 - 99% Bandwidth Results

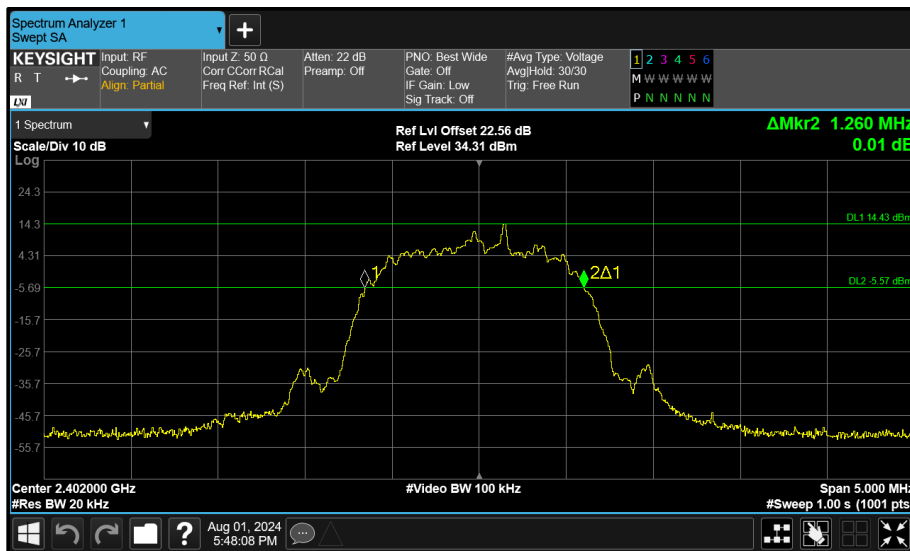


Figure 118 - Core 0 (A) 2402 MHz (CH0) 20 dB Bandwidth

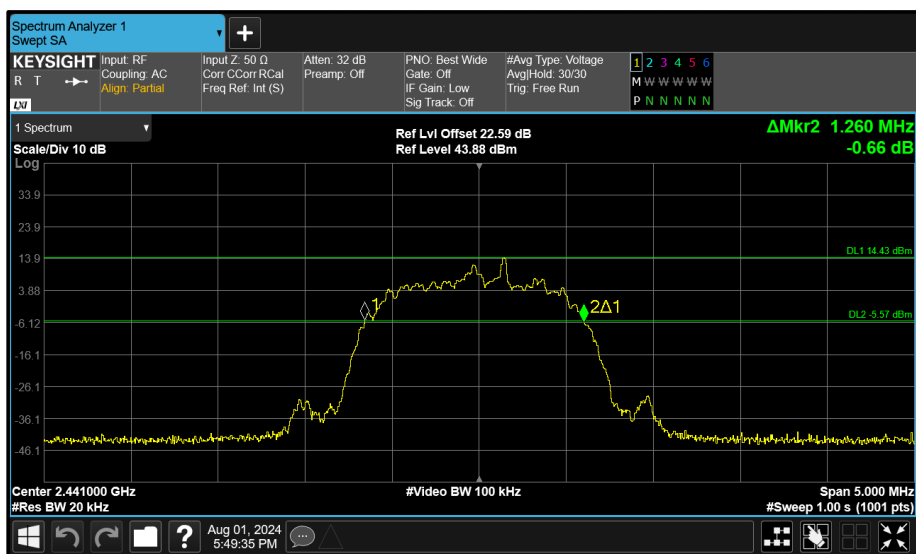


Figure 119 - Core 0 (A) 2441 MHz (CH39) 20 dB Bandwidth

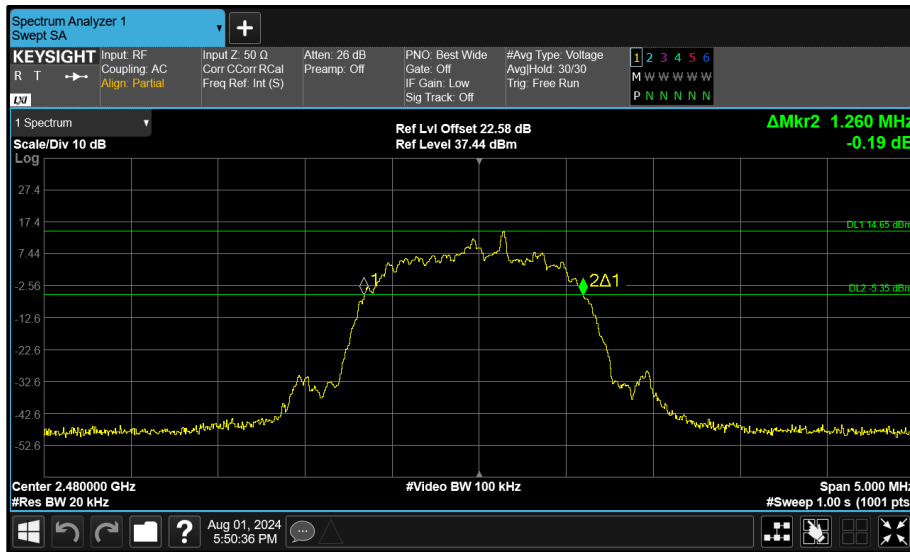


Figure 120 - Core 0 (A) 2480 MHz (CH78) 20 dB Bandwidth

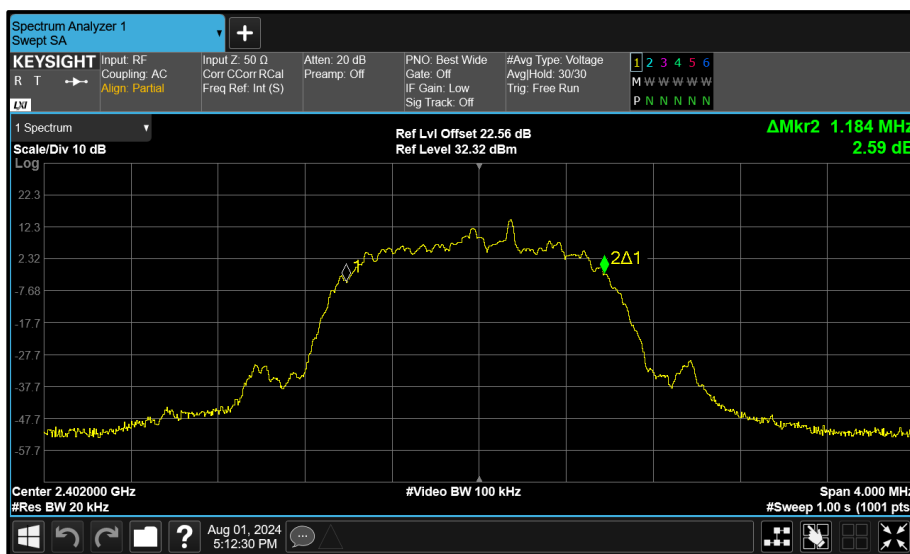


Figure 121 - Core 0 (A) 2402 MHz (CH0) 99% Bandwidth

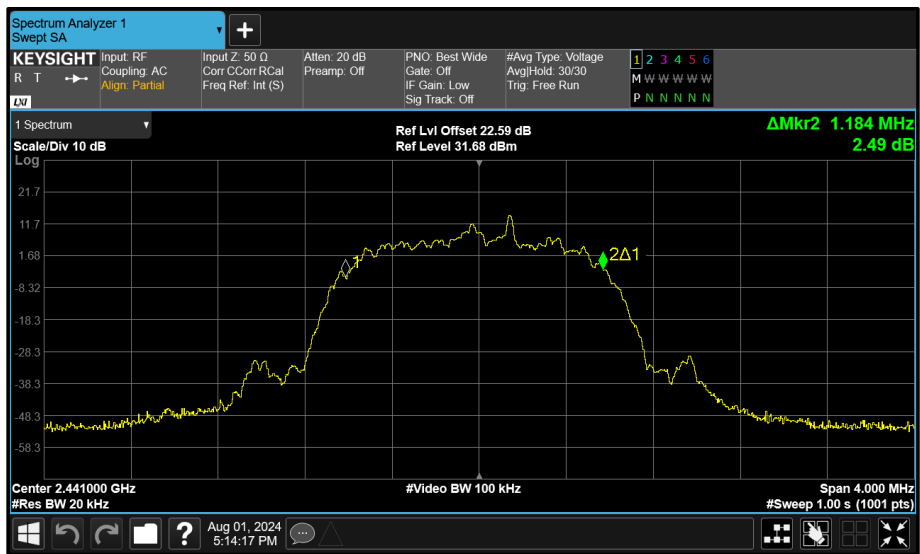


Figure 122 - Core 0 (A) 2441 MHz (CH39) 99% Bandwidth

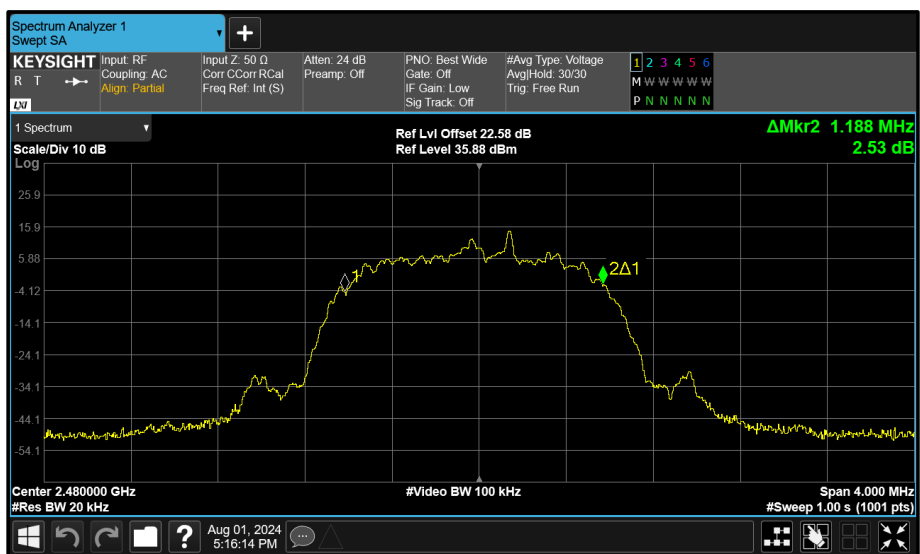


Figure 123 - Core 0 (A) 2480 MHz (CH78) 99% Bandwidth



Test Configuration			
Frequency Range:	2400-2483.5 MHz	Band:	2.4 GHz
Limit Clause(s):	FCC 15.247 (a)(1) RSS-247 5.1	Test Method(s):	C63.10 6.9.2
Additional Reference(s):	-		

DUT Configuration			
Mode:	iPA GFSK (DH5)	Duty Cycle (%):	-
Antenna Configuration:	Beamforming	DCCF (dB):	-
Active Port(s):	A+B (Core 0 + Core 1)	Peak Antenna Gain (dBi):	-

Test Frequency (MHz)	20 dB Bandwidth (MHz)			
	A	B	C	D
2402	0.855	0.855	-	-
2441	0.855	0.855	-	-
2480	0.855	0.855	-	-

Table 75 - 20 dB Bandwidth Results

Test Frequency (MHz)	99% Bandwidth (MHz)				Limit (kHz)
	A	B	C	D	
2402	0.855	0.867	-	-	-
2441	0.858	0.867	-	-	-
2480	0.860	0.870	-	-	-

Table 76 - 99% Bandwidth Results

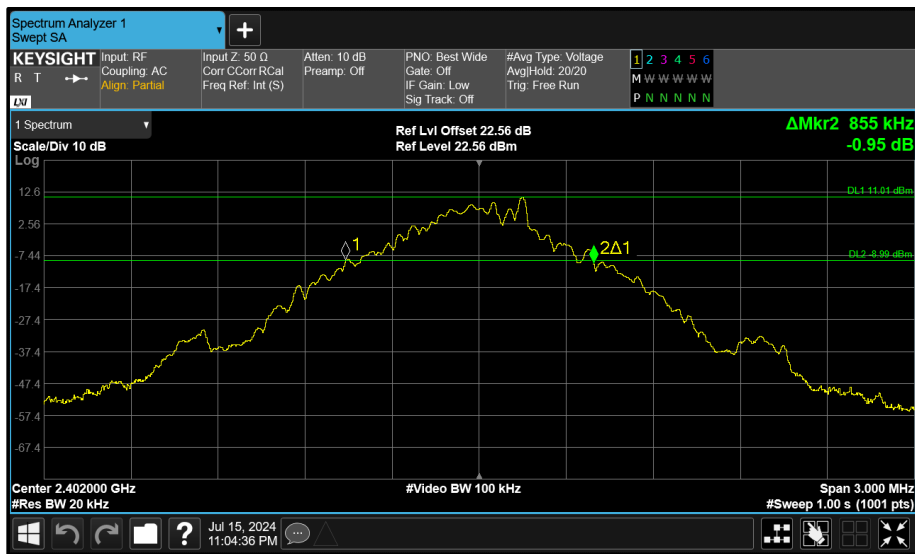


Figure 124 - Core 0 (A) 2402 MHz (CH0) 20 dB Bandwidth

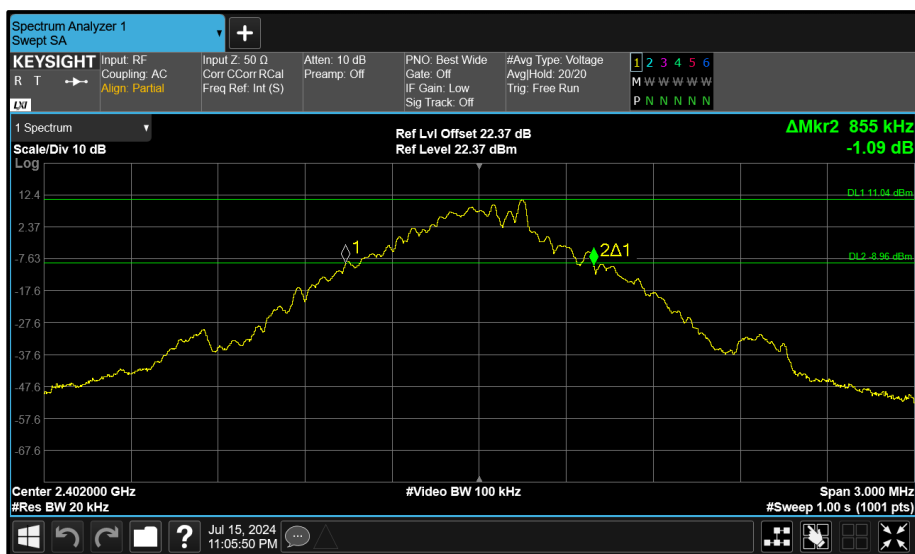


Figure 125 - Core 1 (B) 2402 MHz (CH0) 20 dB Bandwidth

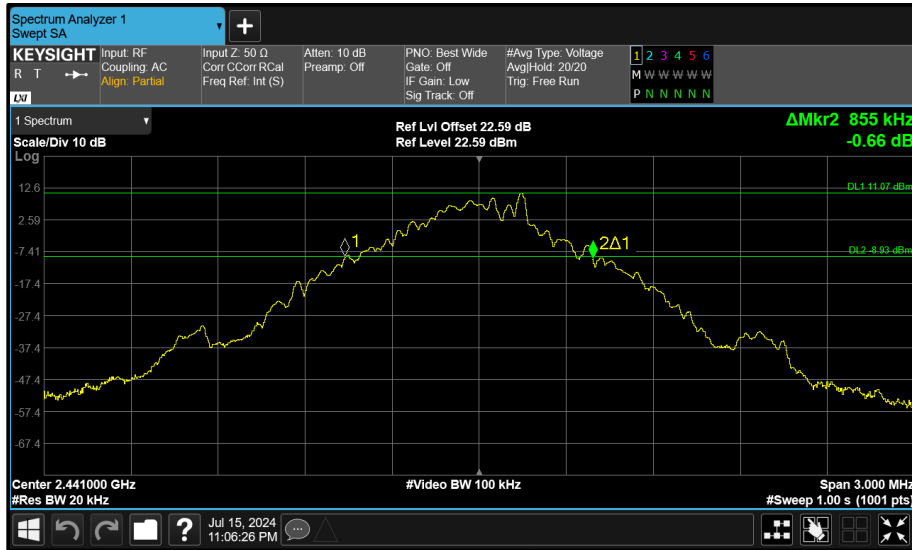


Figure 126 - Core 0 (A) 2441 MHz (CH39) 20 dB Bandwidth

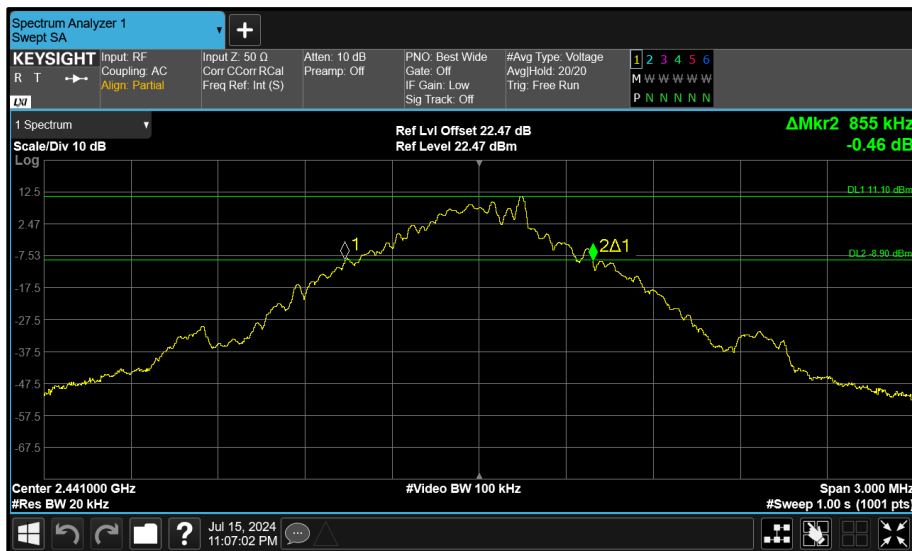


Figure 127 - Core 1 (B) 2441 MHz (CH39) 20 dB Bandwidth

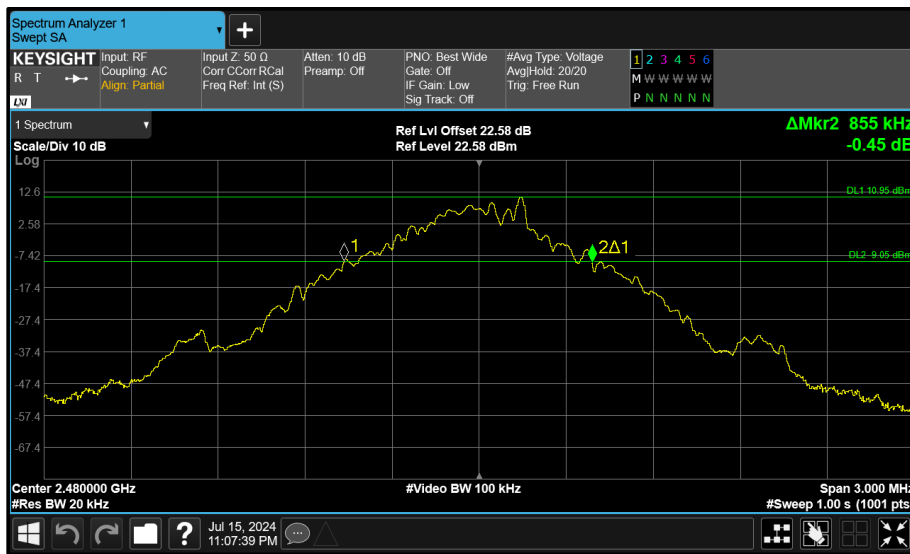


Figure 128 - Core 0 (A) 2480 MHz (CH78) 20 dB Bandwidth

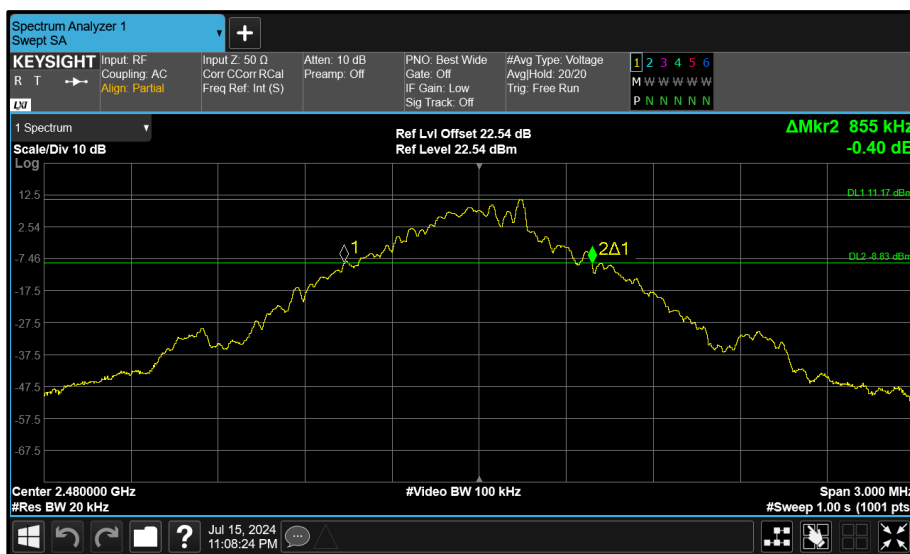


Figure 129 - Core 1 (B) 2480 MHz (CH78) 20 dB Bandwidth

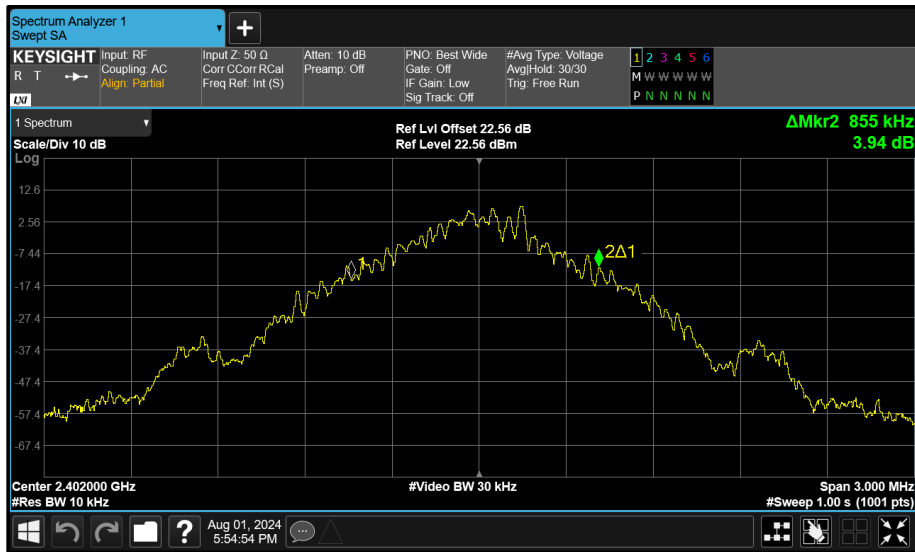


Figure 130 - Core 0 (A) 2402 MHz (CH0) 99% Bandwidth

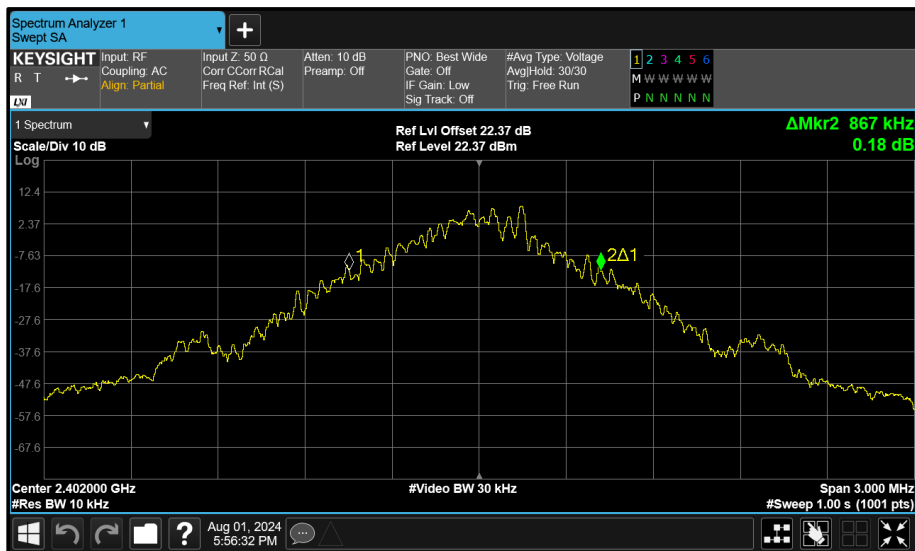


Figure 131 - Core 1 (B) 2402 MHz (CH0) 99% Bandwidth

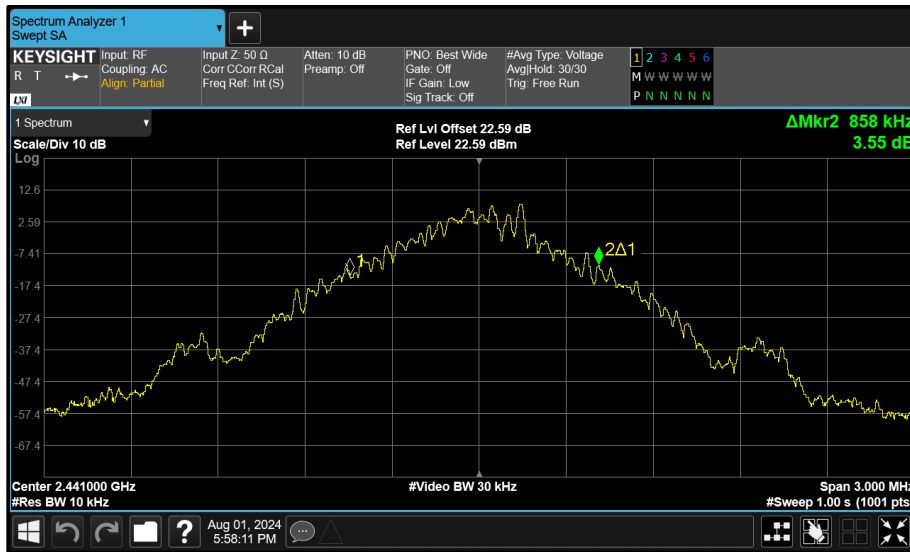


Figure 132 - Core 0 (A) 2441 MHz (CH39) 99% Bandwidth

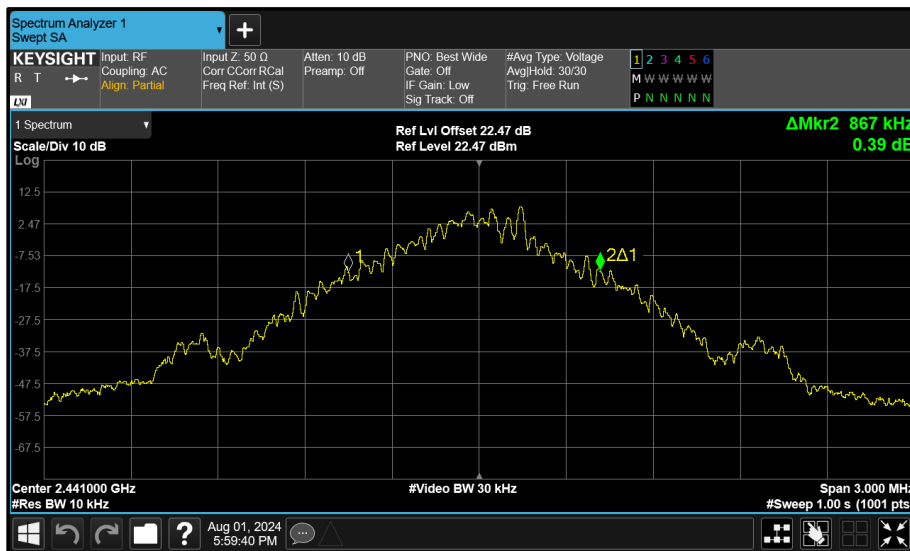


Figure 133 - Core 1 (B) 2441 MHz (CH39) 99% Bandwidth

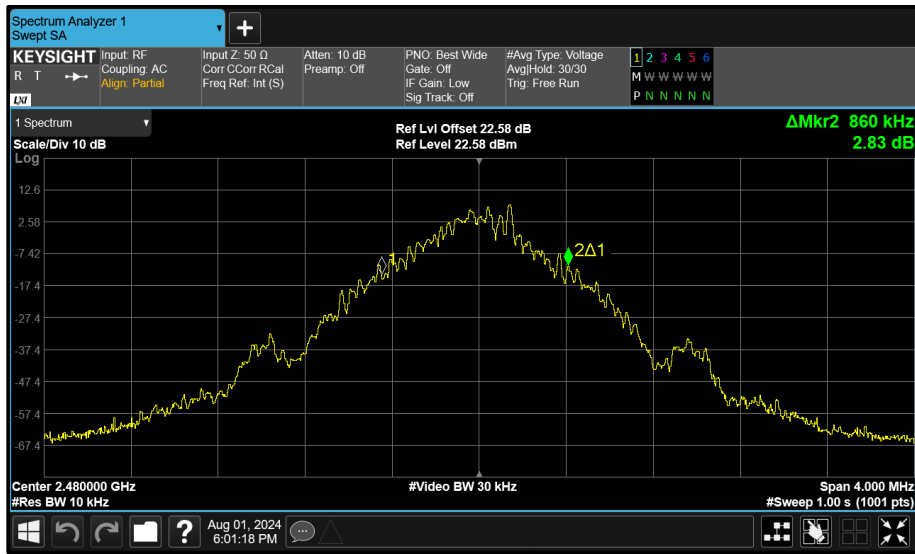


Figure 134 - Core 0 (A) 2480 MHz (CH78) 99% Bandwidth

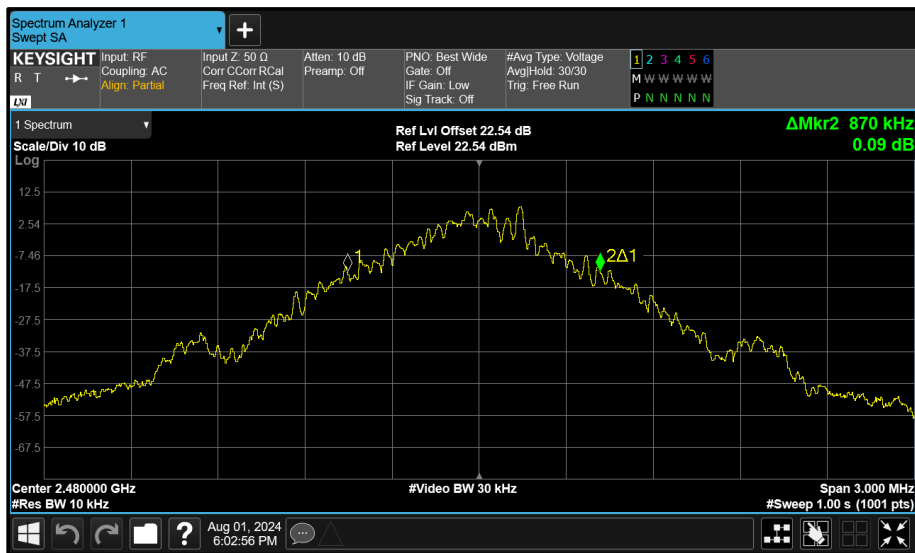


Figure 135 - Core 1 (B) 2480 MHz (CH78) 99% Bandwidth



Test Configuration			
Frequency Range:	2400-2483.5 MHz	Band:	2.4 GHz
Limit Clause(s):	FCC 15.247 (a)(1) RSS-247 5.1	Test Method(s):	C63.10 6.9.2
Additional Reference(s):	-		

DUT Configuration			
Mode:	iPA $\pi/4$ DQPSK (2-DH5)	Duty Cycle (%):	-
Antenna Configuration:	Beamforming	DCCF (dB):	-
Active Port(s):	A+B (Core 0 + Core 1)	Peak Antenna Gain (dBi):	-

Test Frequency (MHz)	20 dB Bandwidth (MHz)			
	A	B	C	D
2402	1.325	1.325	-	-
2441	1.325	1.325	-	-
2480	1.325	1.325	-	-

Table 77 - 20 dB Bandwidth Results

Test Frequency (MHz)	99% Bandwidth (MHz)				Limit (kHz)
	A	B	C	D	
2402	1.188	1.188	-	-	-
2441	1.188	1.192	-	-	-
2480	1.188	1.192	-	-	-

Table 78 - 99% Bandwidth Results

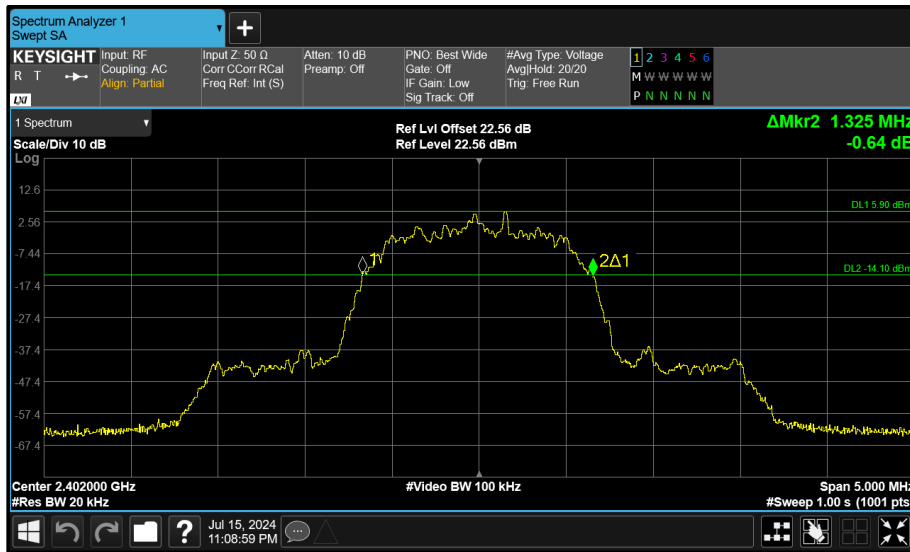


Figure 136 - Core 0 (A) 2402 MHz (CH0) 20 dB Bandwidth

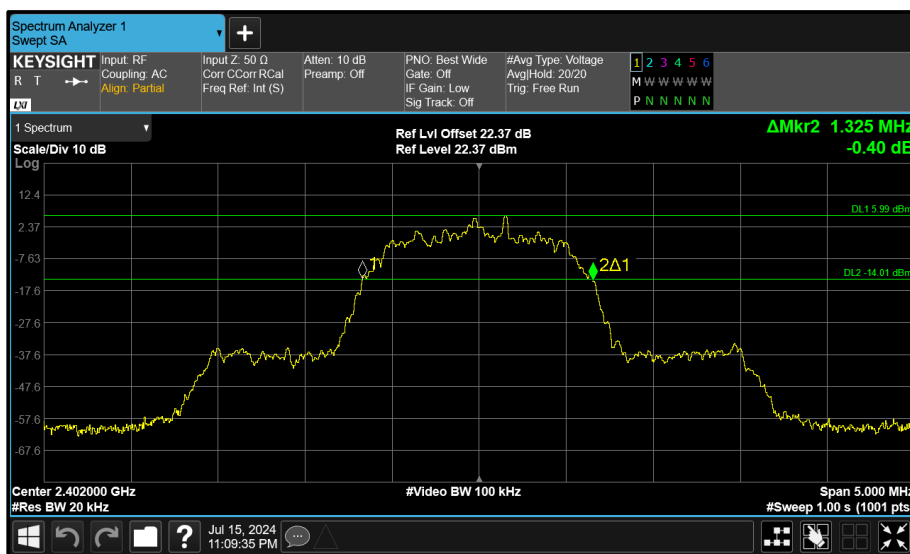


Figure 137 - Core 1 (B) 2402 MHz (CH0) 20 dB Bandwidth

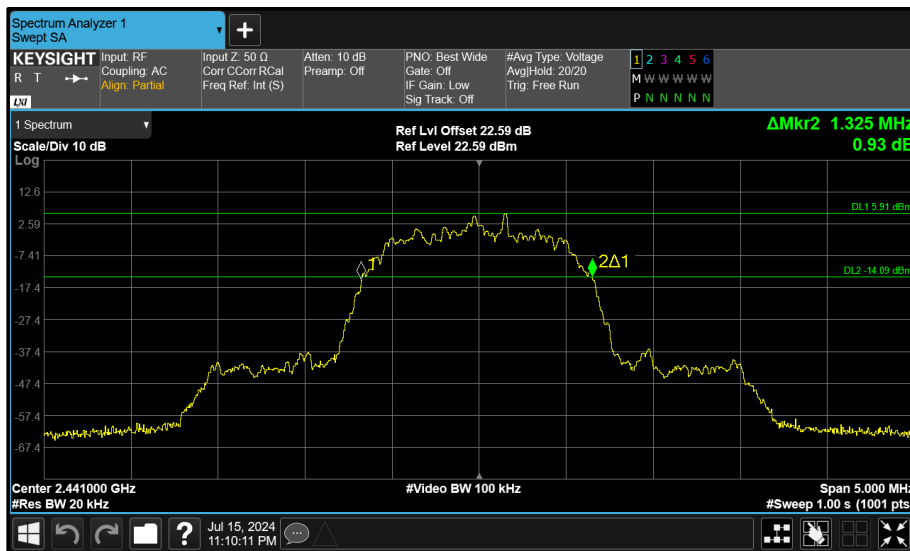


Figure 138 - Core 0 (A) 2441 MHz (CH39) 20 dB Bandwidth

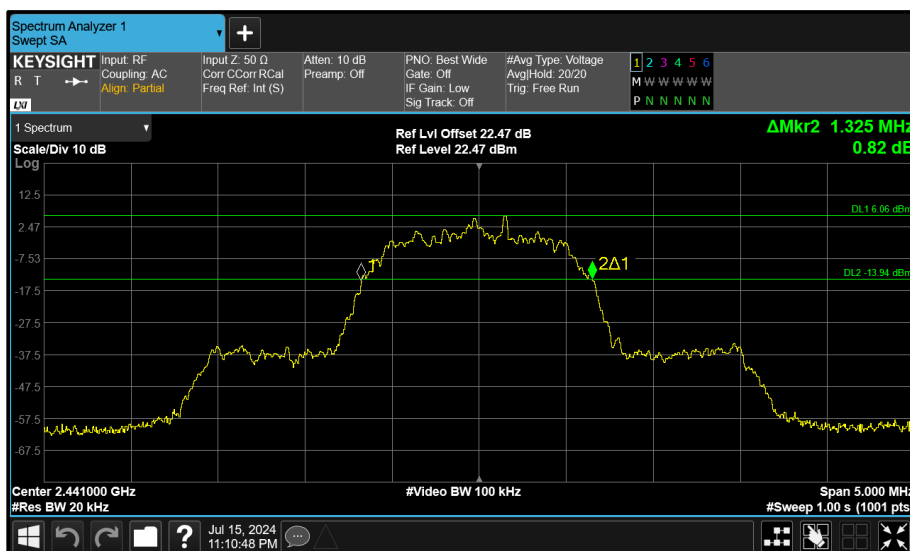


Figure 139 - Core 1 (B) 2441 MHz (CH39) 20 dB Bandwidth

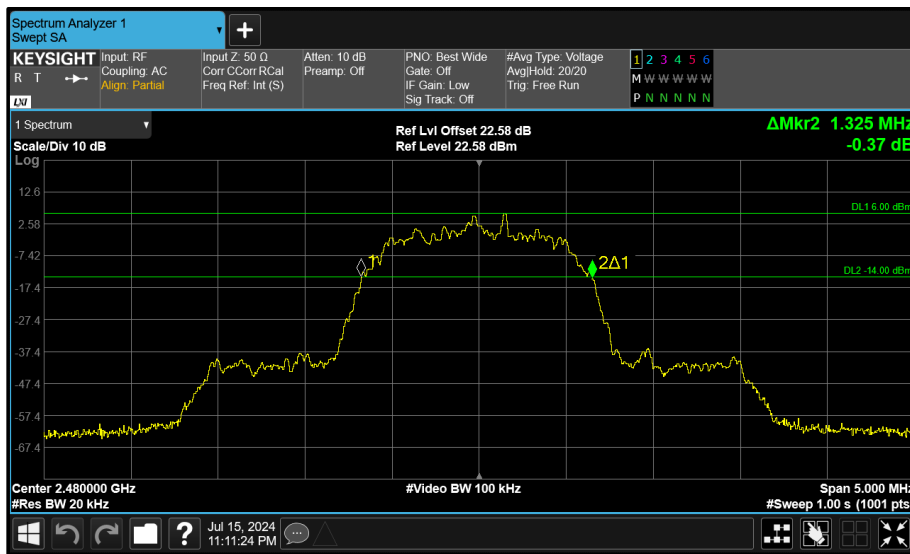


Figure 140 - Core 0 (A) 2480 MHz (CH78) 20 dB Bandwidth

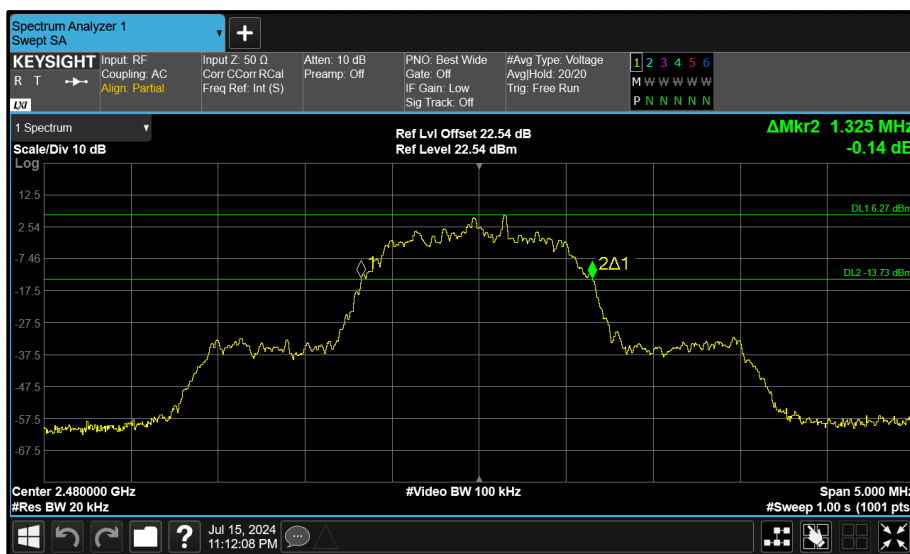


Figure 141 - Core 1 (B) 2480 MHz (CH78) 20 dB Bandwidth

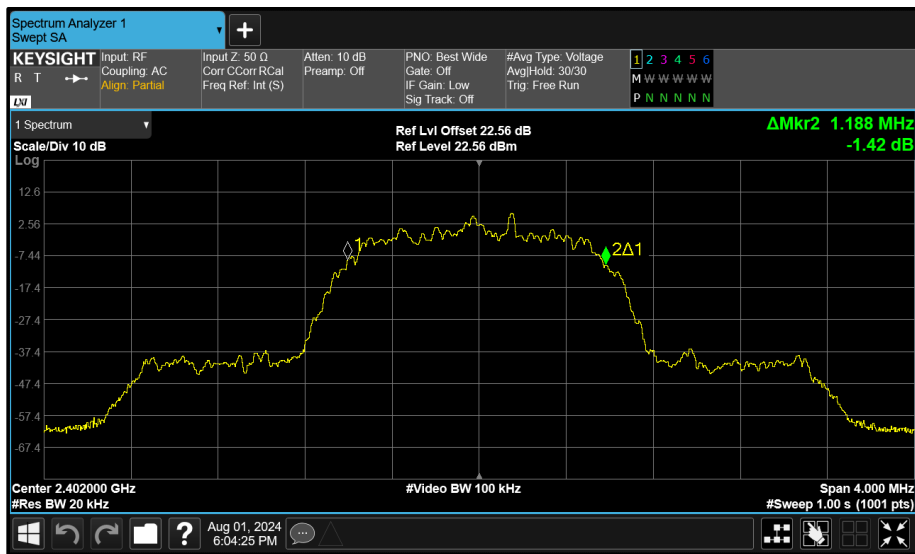


Figure 142 - Core 0 (A) 2402 MHz (CH0) 99% Bandwidth

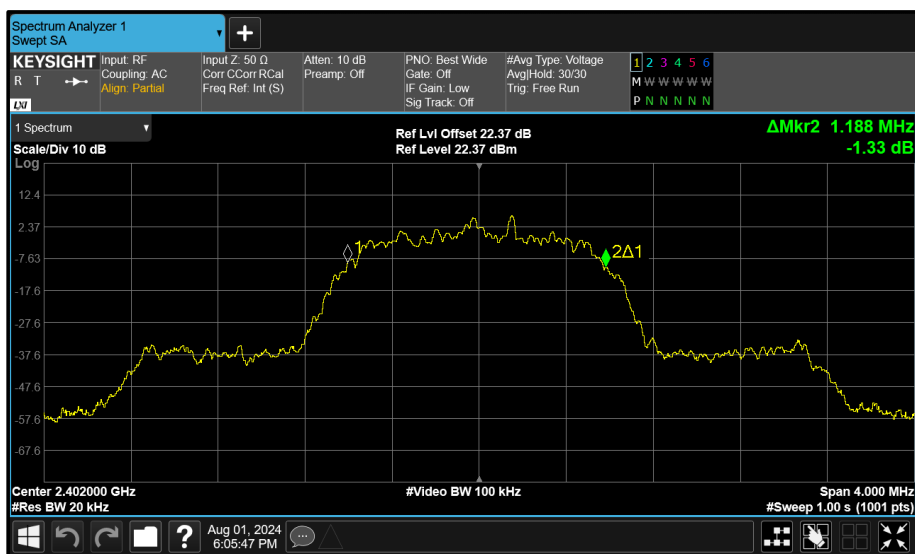


Figure 143 - Core 1 (B) 2402 MHz (CH0) 99% Bandwidth

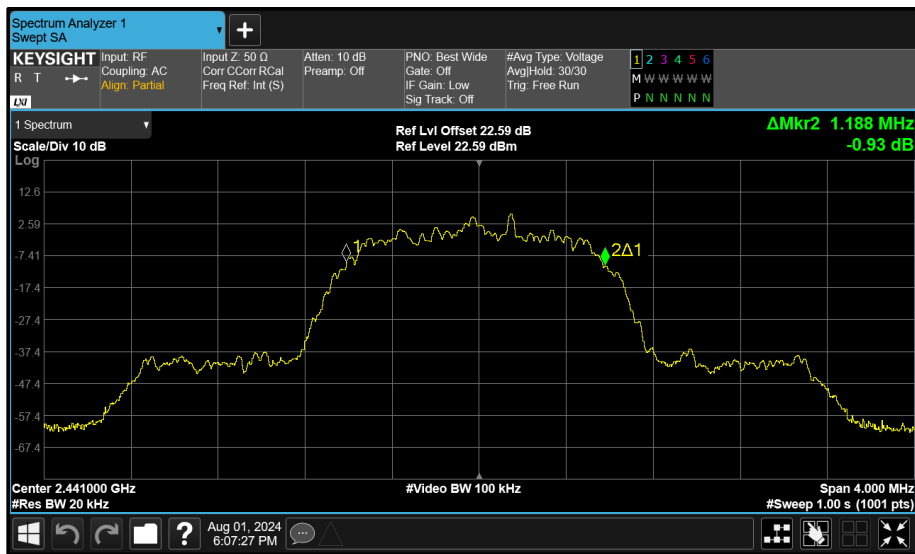


Figure 144 - Core 0 (A) 2441 MHz (CH39) 99% Bandwidth

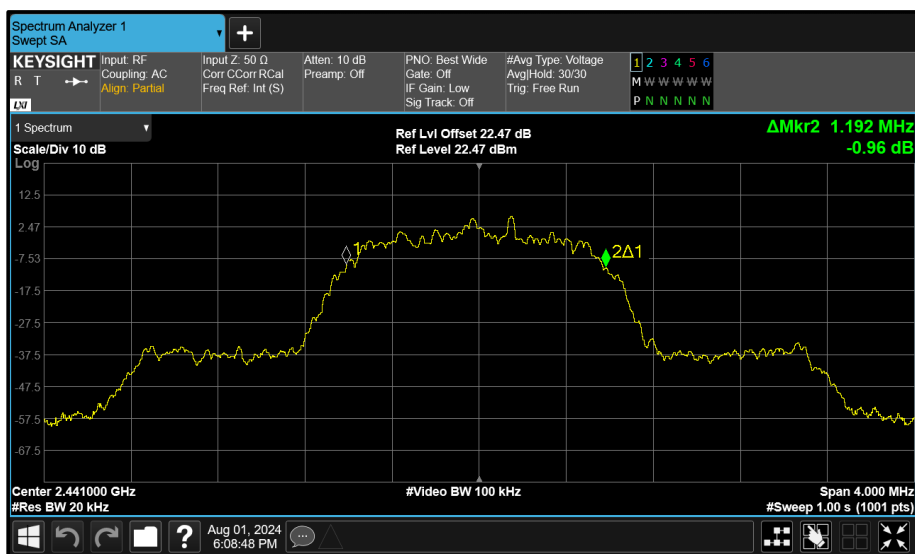


Figure 145 - Core 1 (B) 2441 MHz (CH39) 99% Bandwidth

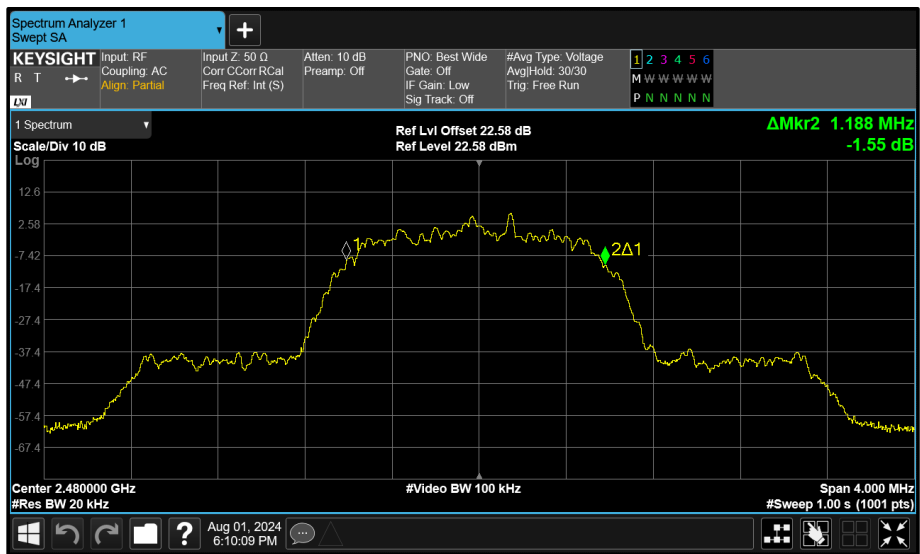


Figure 146 - Core 0 (A) 2480 MHz (CH78) 99% Bandwidth

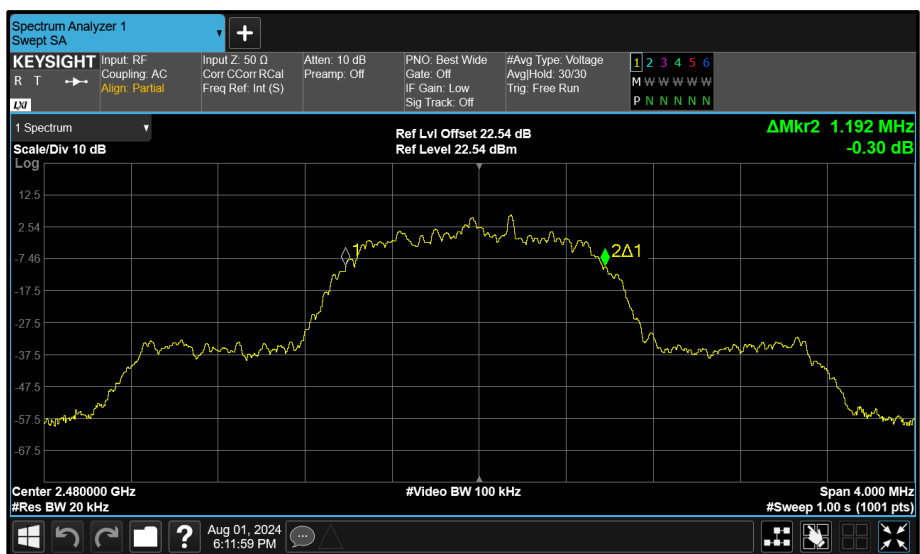


Figure 147 - Core 1 (B) 2480 MHz (CH78) 99% Bandwidth



Test Configuration			
Frequency Range:	2400-2483.5 MHz	Band:	2.4 GHz
Limit Clause(s):	FCC 15.247 (a)(1) RSS-247 5.1	Test Method(s):	C63.10 6.9.2
Additional Reference(s):	-		

DUT Configuration			
Mode:	iPA 8-DPSK (3-DH5)	Duty Cycle (%):	-
Antenna Configuration:	Beamforming	DCCF (dB):	-
Active Port(s):	A+B (Core 0 + Core 1)	Peak Antenna Gain (dBi):	-

Test Frequency (MHz)	20 dB Bandwidth (MHz)			
	A	B	C	D
2402	1.260	1.260	-	-
2441	1.265	1.265	-	-
2480	1.260	1.260	-	-

Table 79 - 20 dB Bandwidth Results

Test Frequency (MHz)	99% Bandwidth (MHz)				Limit (kHz)
	A	B	C	D	
2402	1.192	1.196	-	-	-
2441	1.192	1.200	-	-	-
2480	1.192	1.200	-	-	-

Table 80 - 99% Bandwidth Results

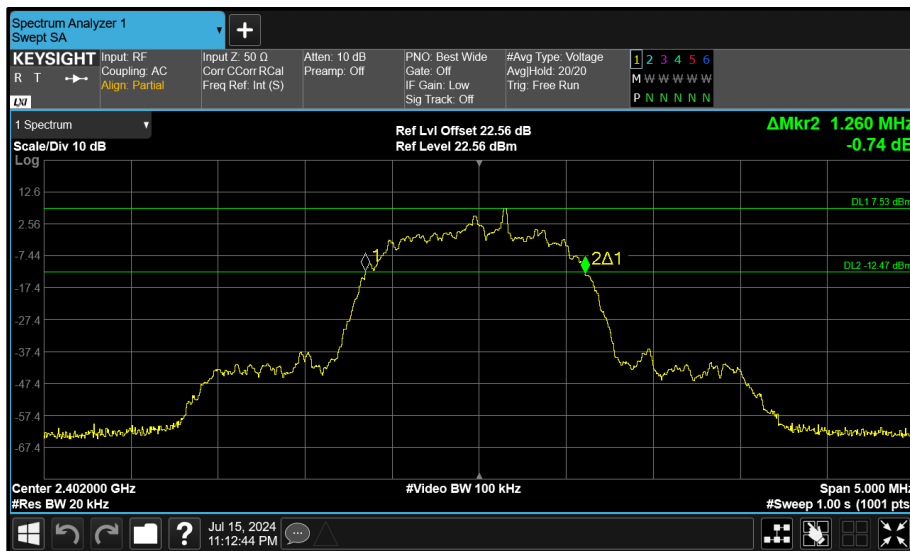


Figure 148 - Core 0 (A) 2402 MHz (CH0) 20 dB Bandwidth

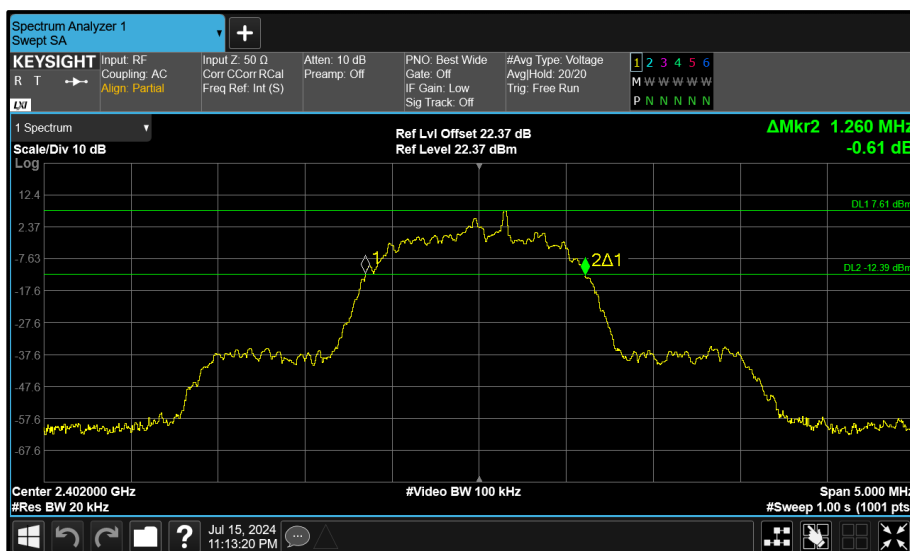


Figure 149 - Core 1 (B) 2402 MHz (CH0) 20 dB Bandwidth

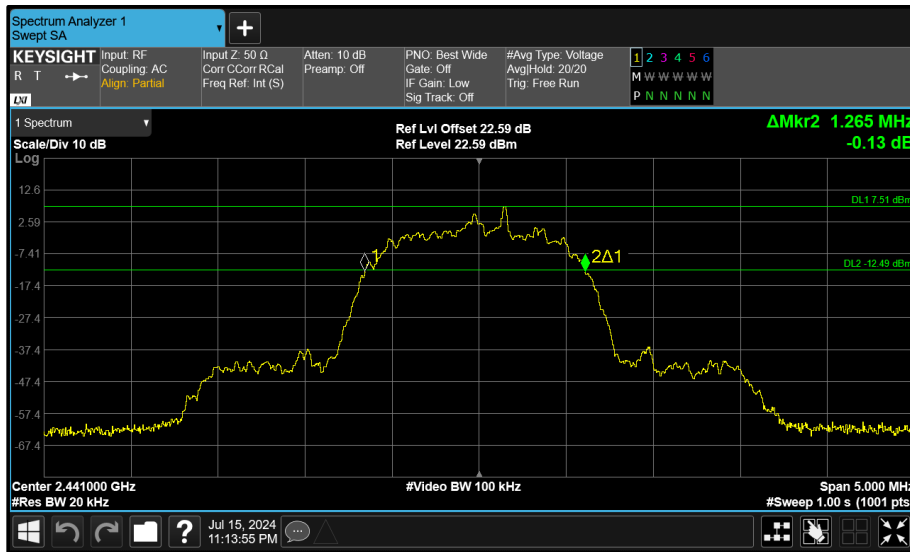


Figure 150 - Core 0 (A) 2441 MHz (CH39) 20 dB Bandwidth

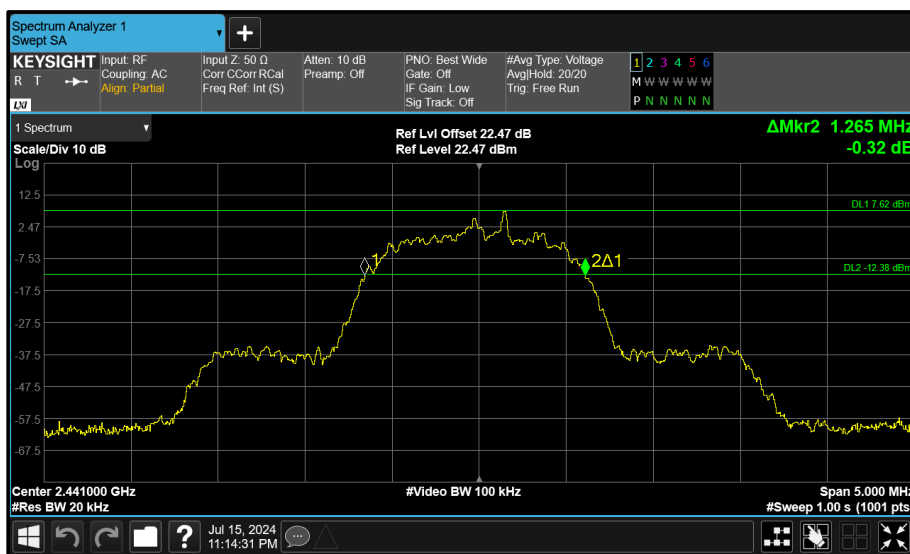


Figure 151 - Core 1 (B) 2441 MHz (CH39) 20 dB Bandwidth

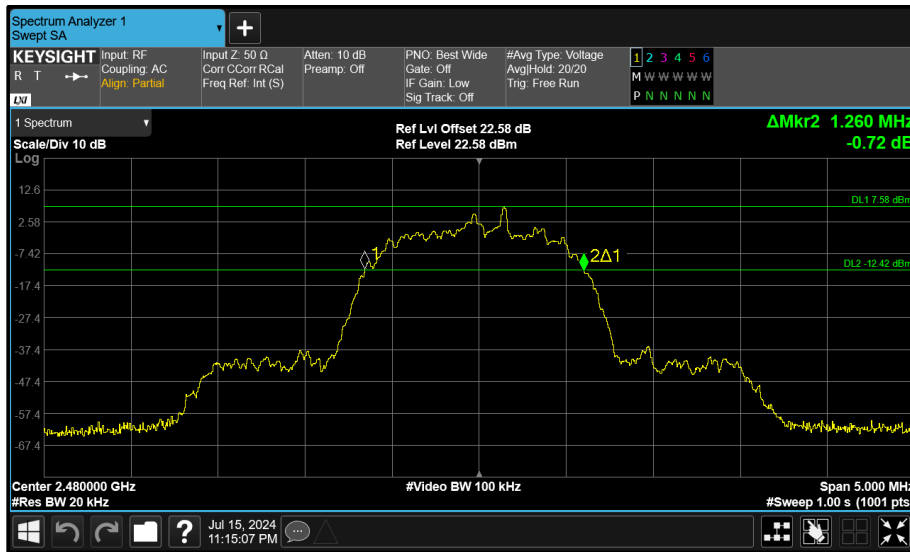


Figure 152 - Core 0 (A) 2480 MHz (CH78) 20 dB Bandwidth

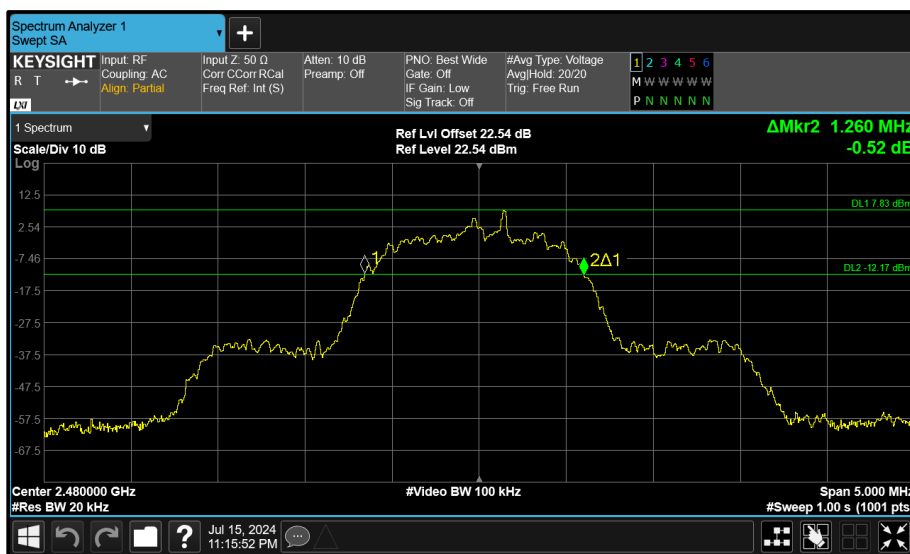


Figure 153 - Core 1 (B) 2480 MHz (CH78) 20 dB Bandwidth

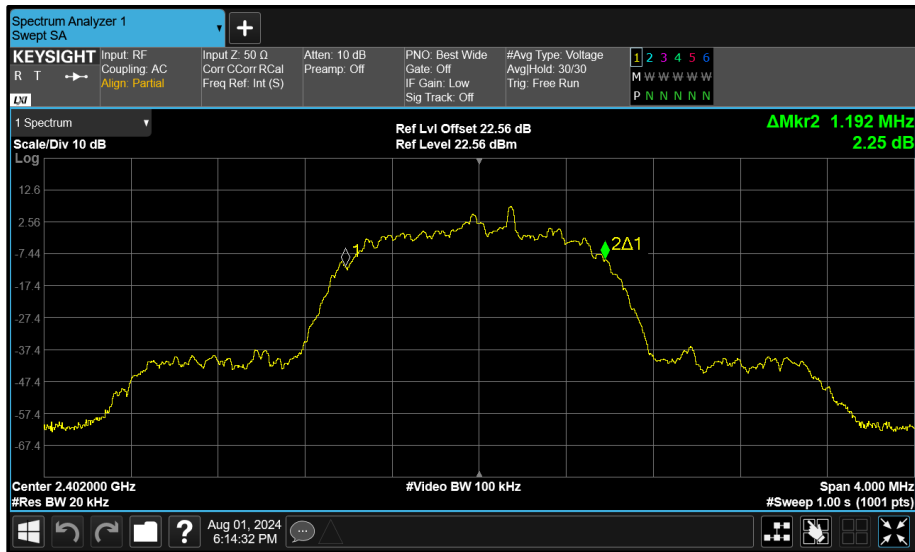


Figure 154 - Core 0 (A) 2402 MHz (CH0) 99% Bandwidth

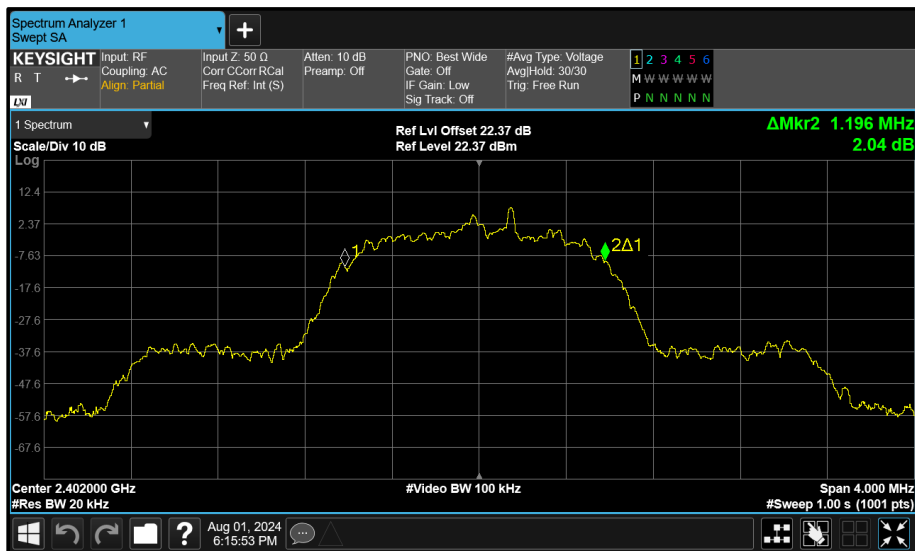


Figure 155 - Core 1 (B) 2402 MHz (CH0) 99% Bandwidth

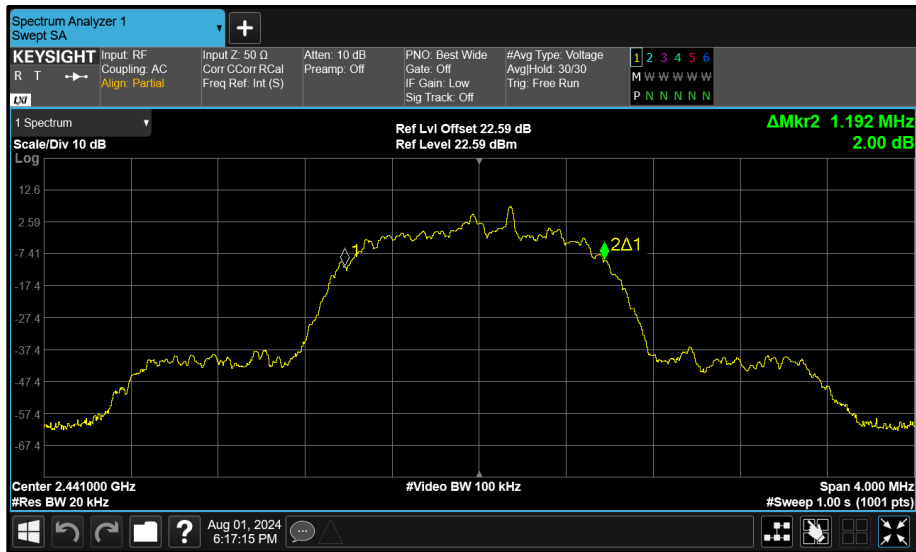


Figure 156 - Core 0 (A) 2441 MHz (CH39) 99% Bandwidth

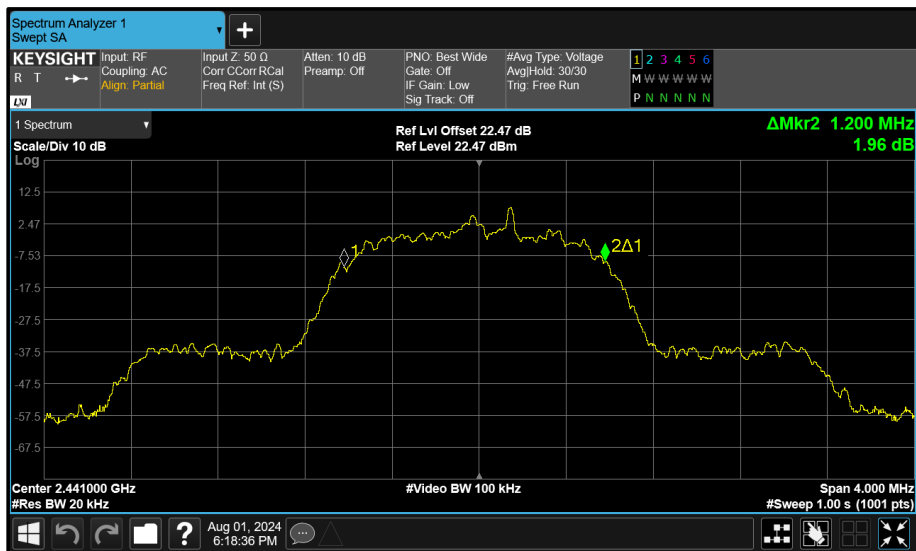


Figure 157 - Core 1 (B) 2441 MHz (CH39) 99% Bandwidth

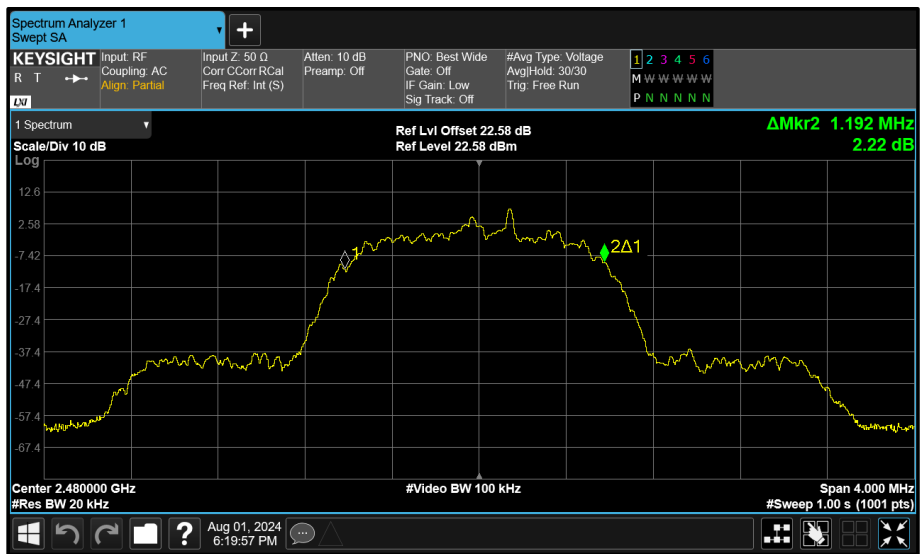


Figure 158 - Core 0 (A) 2480 MHz (CH78) 99% Bandwidth

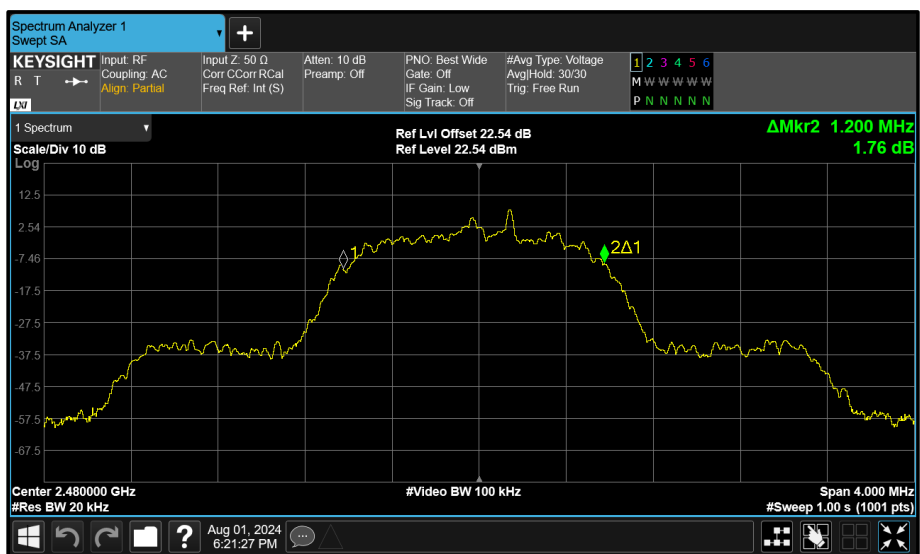


Figure 159 - Core 1 (B) 2480 MHz (CH78) 99% Bandwidth



Test Configuration			
Frequency Range:	2400-2483.5 MHz	Band:	2.4 GHz
Limit Clause(s):	FCC 15.247 (a)(1) RSS-247 5.1	Test Method(s):	C63.10 6.9.2
Additional Reference(s):	-		

DUT Configuration			
Mode:	ePA $\pi/4$ DQPSK (2-DH5)	Duty Cycle (%):	-
Antenna Configuration:	Beamforming	DCCF (dB):	-
Active Port(s):	A+B (Core 0 + Core 1)	Peak Antenna Gain (dBi):	-

Test Frequency (MHz)	20 dB Bandwidth (MHz)			
	A	B	C	D
2402	1.325	1.325	-	-
2441	1.330	1.330	-	-
2480	1.325	1.325	-	-

Table 81 - 20 dB Bandwidth Results

Test Frequency (MHz)	99% Bandwidth (MHz)				Limit (kHz)
	A	B	C	D	
2402	1.184	1.180	-	-	-
2441	1.184	1.184	-	-	-
2480	1.184	1.184	-	-	-

Table 82 - 99% Bandwidth Results