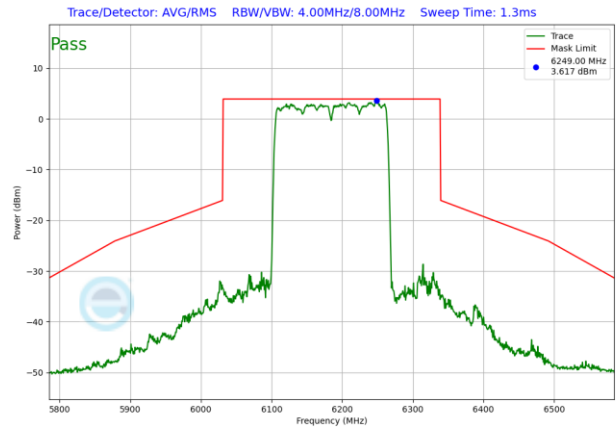
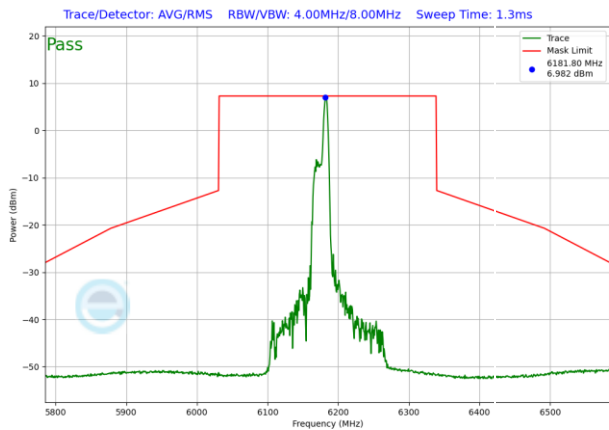


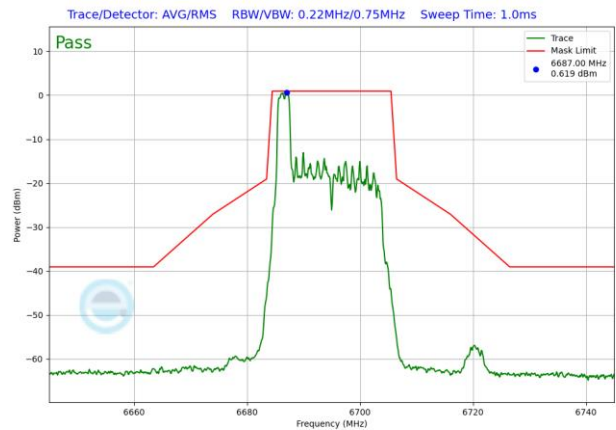
Plot 7-1129. SP In-Band Emission Plot Antenna 5T (160MHz 802.11ax RU26 (UNII Band 5) – Ch. 47)



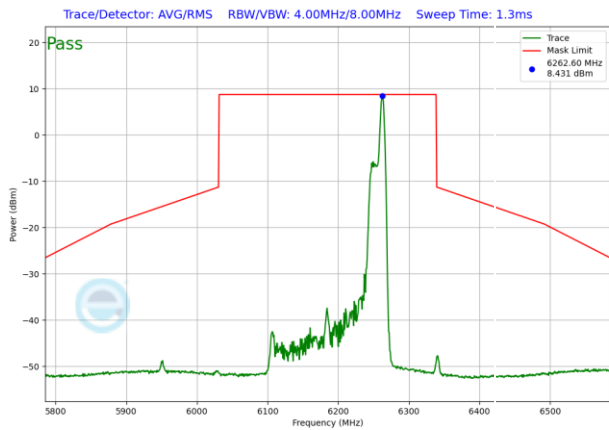
Plot 7-1132. SP In-Band Emission Plot Antenna 5T (160MHz 802.11ax RU996x2 (UNII Band 5) – Ch. 47)



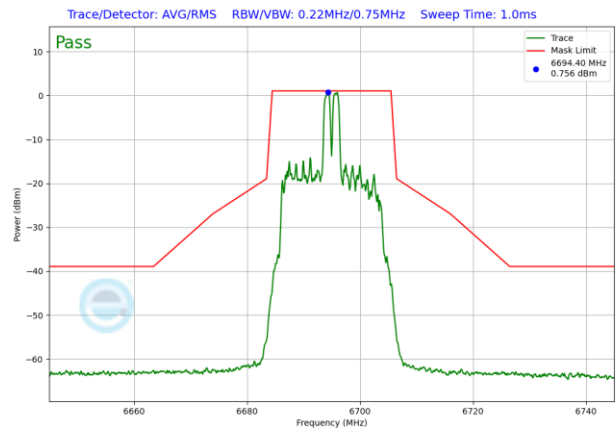
Plot 7-1130. SP In-Band Emission Plot Antenna 5T (160MHz 802.11ax RU26 (UNII Band 5) – Ch. 47)



Plot 7-1133. SP In-Band Emission Plot Antenna 5T (20MHz 802.11ax RU26 (UNII Band 7) – Ch. 149)

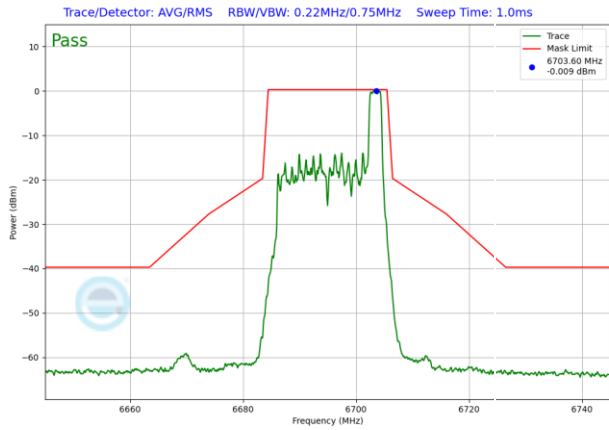


Plot 7-1131. SP In-Band Emission Plot Antenna 5T (160MHz 802.11ax RU26 (UNII Band 5) – Ch. 47)

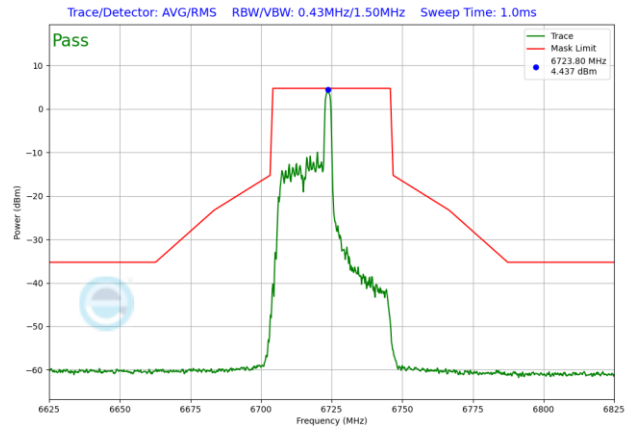


Plot 7-1134. SP In-Band Emission Plot Antenna 5T (20MHz 802.11ax RU26 (UNII Band 7) – Ch. 149)

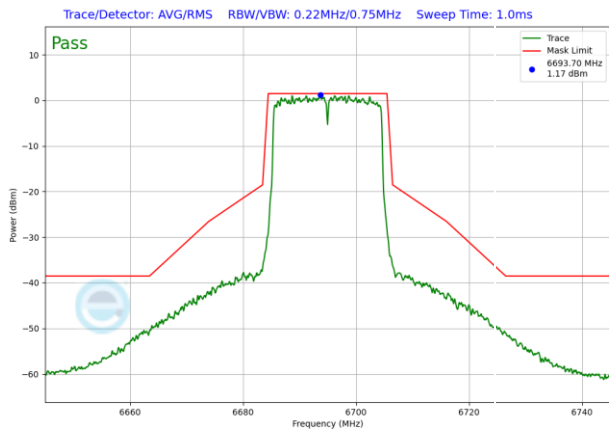
FCC ID: BCGA2995		MEASUREMENT REPORT (CERTIFICATION)	Approved by: Technical Manager
Test Report S/N: 1C2405200018-25-R1.BCG	Test Dates: 5/20/2024 - 10/1/2024	EUT Type: Tablet Device	Page 338 of 693



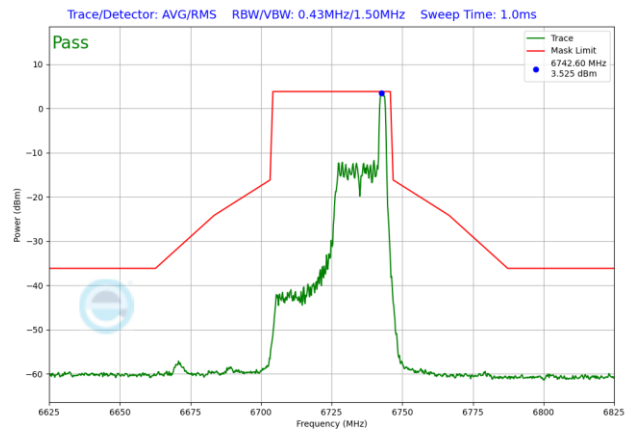
Plot 7-1135. SP In-Band Emission Plot Antenna 5T (20MHz 802.11ax RU26 (UNII Band 7) – Ch. 149)



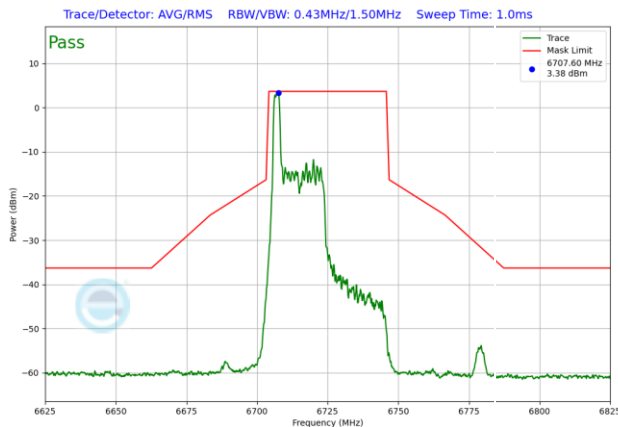
Plot 7-1138. SP In-Band Emission Plot Antenna 5T (40MHz 802.11ax RU26 (UNII Band 7) – Ch. 155)



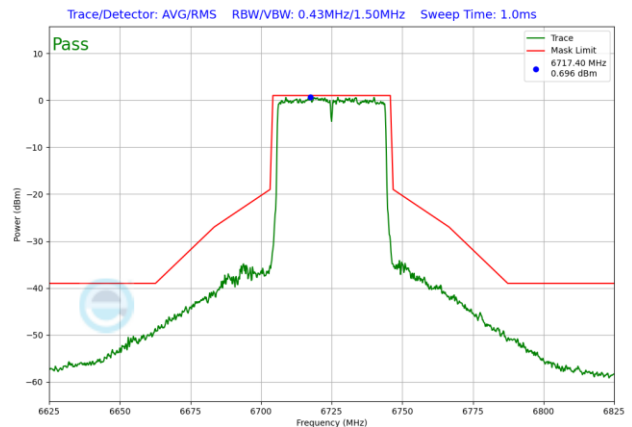
Plot 7-1136. SP In-Band Emission Plot Antenna 5T (20MHz 802.11ax RU242 (UNII Band 7) – Ch. 149)



Plot 7-1139. SP In-Band Emission Plot Antenna 5T (40MHz 802.11ax RU26 (UNII Band 7) – Ch. 155)

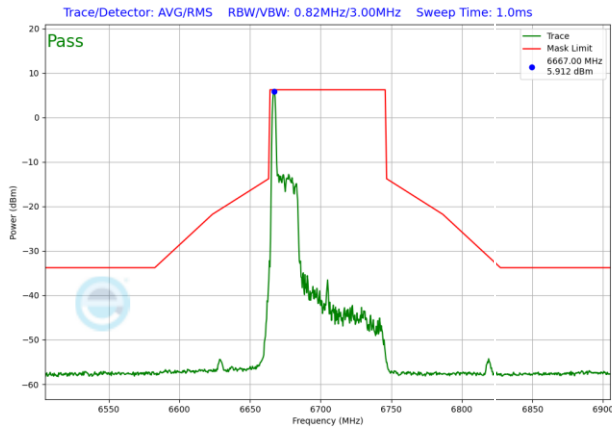


Plot 7-1137. SP In-Band Emission Plot Antenna 5T (40MHz 802.11ax RU26 (UNII Band 7) – Ch. 155)

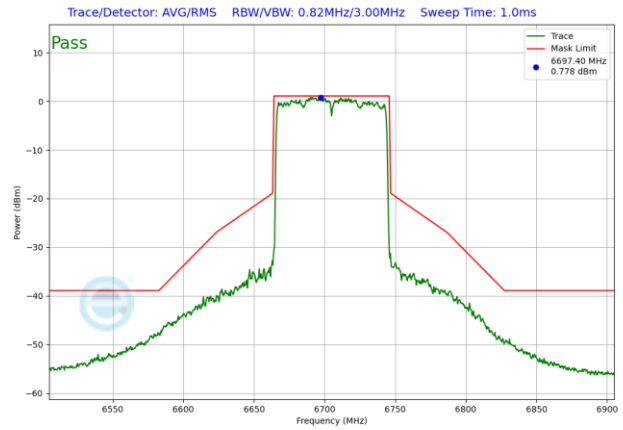


Plot 7-1140. SP In-Band Emission Plot Antenna 5T (40MHz 802.11ax RU484 (UNII Band 7) – Ch. 155)

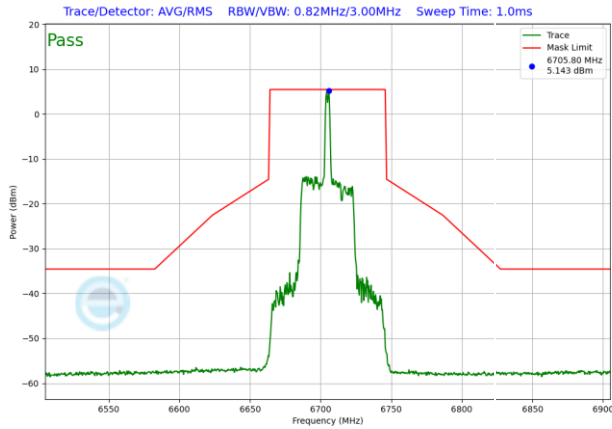
FCC ID: BCGA2995		MEASUREMENT REPORT (CERTIFICATION)	Approved by: Technical Manager
Test Report S/N: 1C2405200018-25-R1.BCG	Test Dates: 5/20/2024 - 10/1/2024	EUT Type: Tablet Device	Page 339 of 693



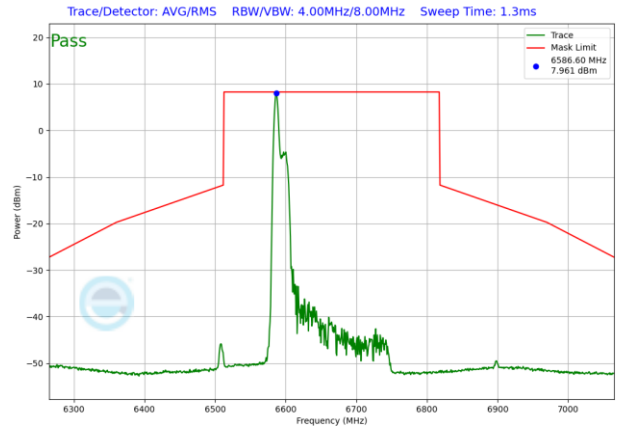
Plot 7-1141. SP In-Band Emission Plot Antenna 5T (80MHz 802.11ax RU26 (UNII Band 7) – Ch. 151)



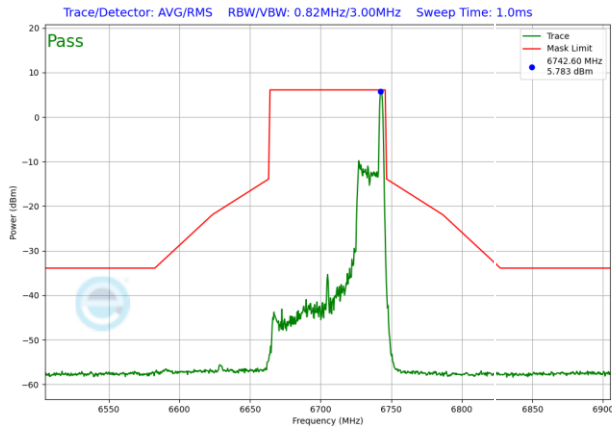
Plot 7-1144. SP In-Band Emission Plot Antenna 5T (80MHz 802.11ax RU996 (UNII Band 7) – Ch. 151)



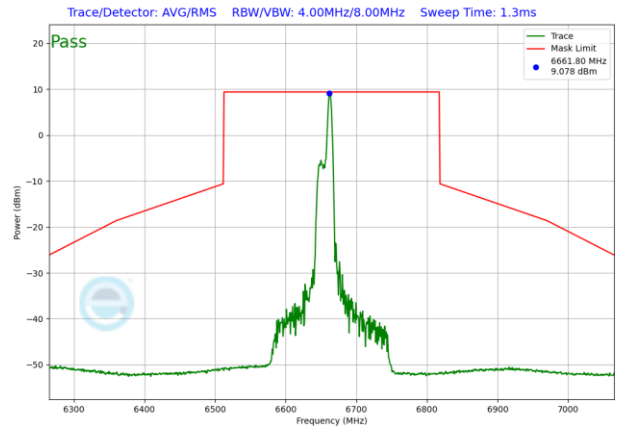
Plot 7-1142. SP In-Band Emission Plot Antenna 5T (80MHz 802.11ax RU26 (UNII Band 7) – Ch. 151)




Plot 7-1145. SP In-Band Emission Plot Antenna 5T (160MHz 802.11ax RU26 (UNII Band 7) – Ch. 143)

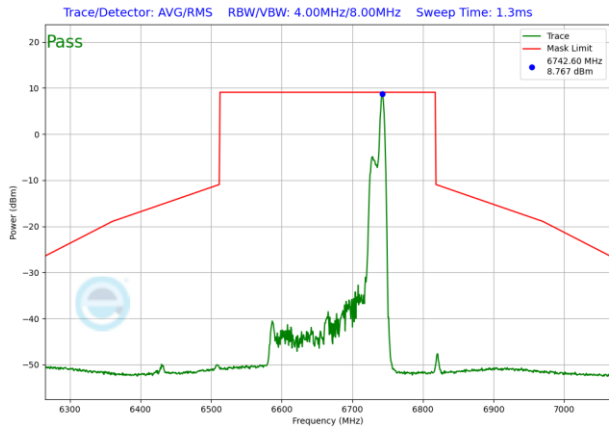


Plot 7-1143. SP In-Band Emission Plot Antenna 5T (80MHz 802.11ax RU26 (UNII Band 7) – Ch. 151)

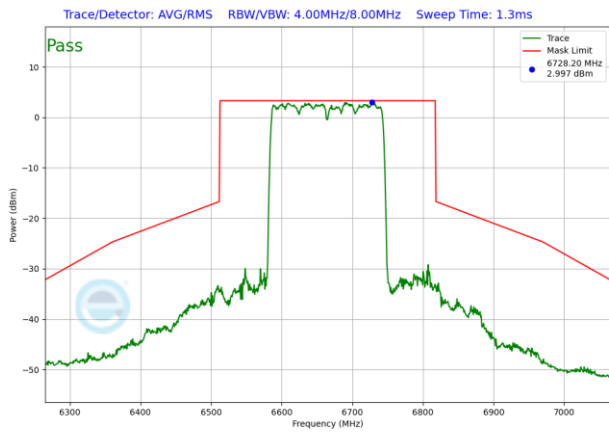


Plot 7-1146. SP In-Band Emission Plot Antenna 5T (160MHz 802.11ax RU26 (UNII Band 7) – Ch. 143)


<p>FCC ID: BCGA2995</p>		<p>MEASUREMENT REPORT (CERTIFICATION)</p>	<p>Approved by: Technical Manager</p>
<p>Test Report S/N: 1C2405200018-25-R1.BCG</p>	<p>Test Dates: 5/20/2024 - 10/1/2024</p>	<p>EUT Type: Tablet Device</p>	<p>Page 340 of 693</p>



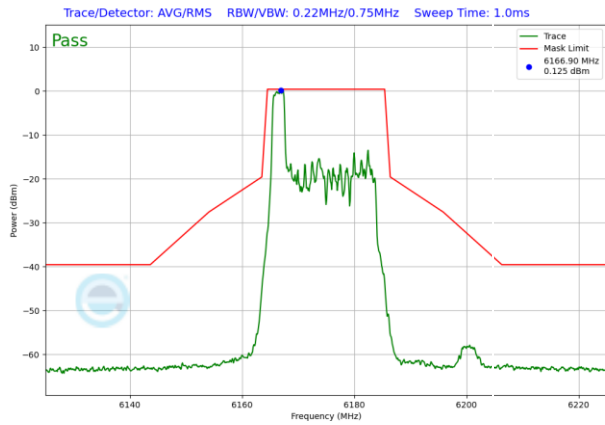
Plot 7-1147. SP In-Band Emission Plot Antenna 5T (160MHz 802.11x RU26 (UNII Band 7) – Ch. 143)



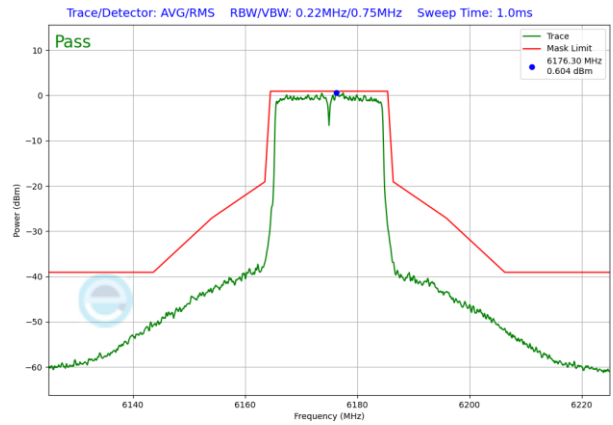
Plot 7-1148. SP In-Band Emission Plot Antenna 5T (160MHz 802.11x RU996x2 (UNII Band 7) – Ch. 143)

FCC ID: BCGA2995	 MEASUREMENT REPORT (CERTIFICATION)		Approved by: Technical Manager
Test Report S/N: 1C2405200018-25-R1.BCG	Test Dates: 5/20/2024 - 10/1/2024	EUT Type: Tablet Device	Page 341 of 693

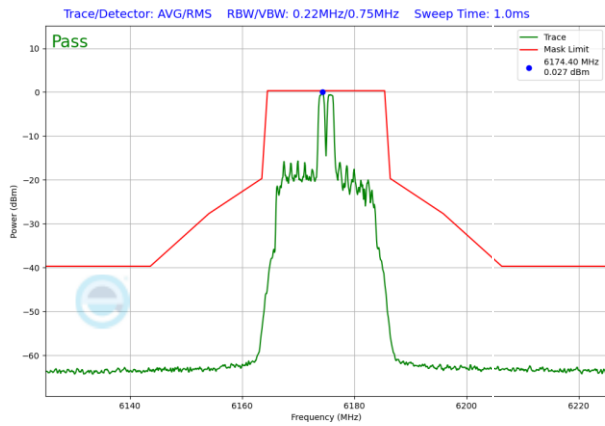
7.5.2 Antenna 3b SP In-Band Emission Measurements



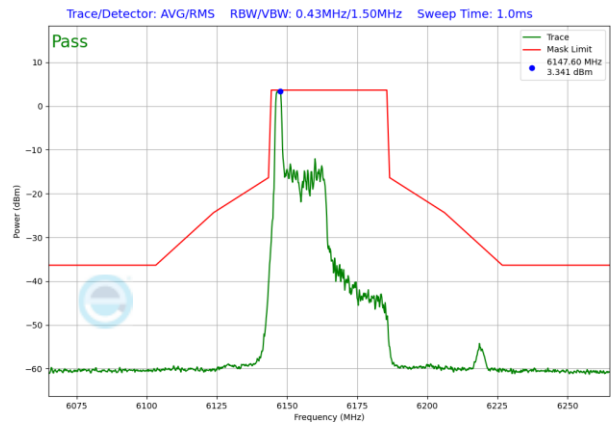
Plot 7-1149. SP In-Band Emission Plot Antenna 3b (20MHz 802.11ax RU26 (UNII Band 5) – Ch. 45)



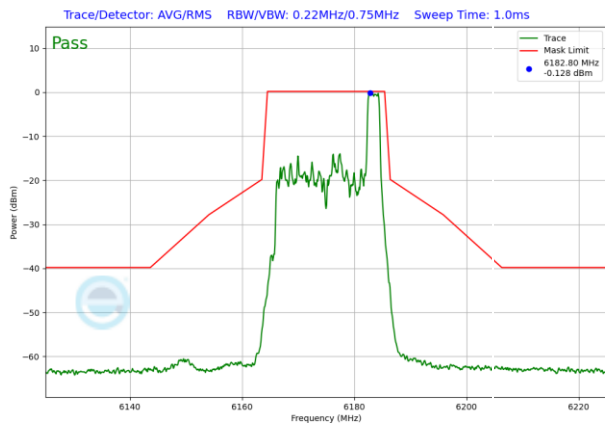
Plot 7-1152. SP In-Band Emission Plot Antenna 3b (20MHz 802.11ax RU242 (UNII Band 5) – Ch. 45)



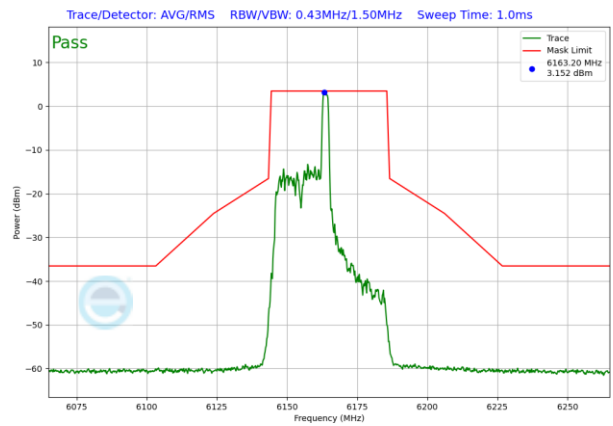
Plot 7-1150. SP In-Band Emission Plot Antenna 3b (20MHz 802.11ax RU26 (UNII Band 5) – Ch. 45)



Plot 7-1153. SP In-Band Emission Plot Antenna 3b (40MHz 802.11ax RU26 (UNII Band 5) – Ch. 43)

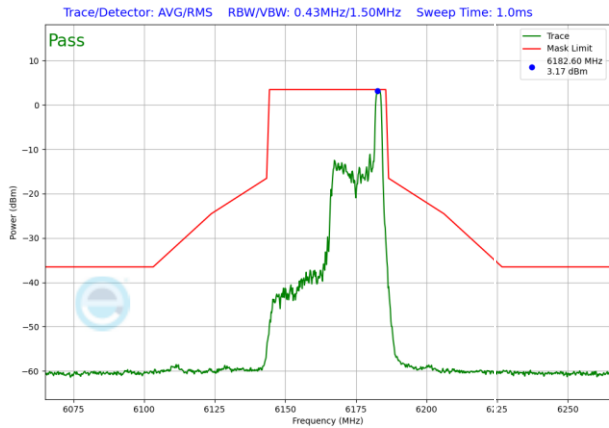


Plot 7-1151. SP In-Band Emission Plot Antenna 3b (20MHz 802.11ax RU26 (UNII Band 5) – Ch. 45)

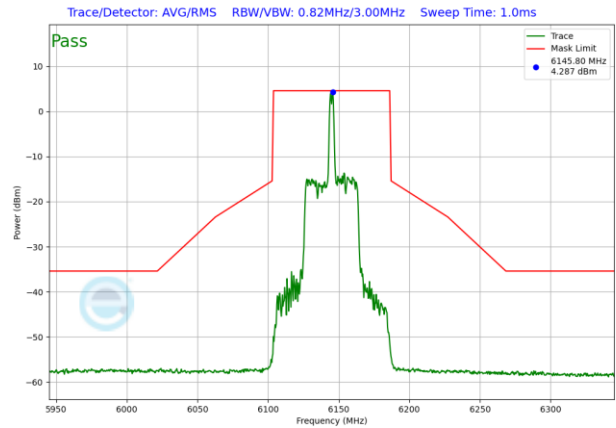


Plot 7-1154. SP In-Band Emission Plot Antenna 3b (40MHz 802.11ax RU26 (UNII Band 5) – Ch. 43)

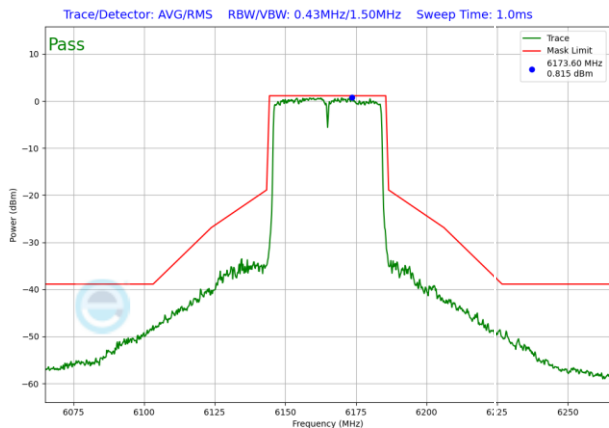
FCC ID: BCGA2995		MEASUREMENT REPORT (CERTIFICATION)	Approved by: Technical Manager
Test Report S/N: 1C2405200018-25-R1.BCG	Test Dates: 5/20/2024 - 10/1/2024	EUT Type: Tablet Device	Page 342 of 693



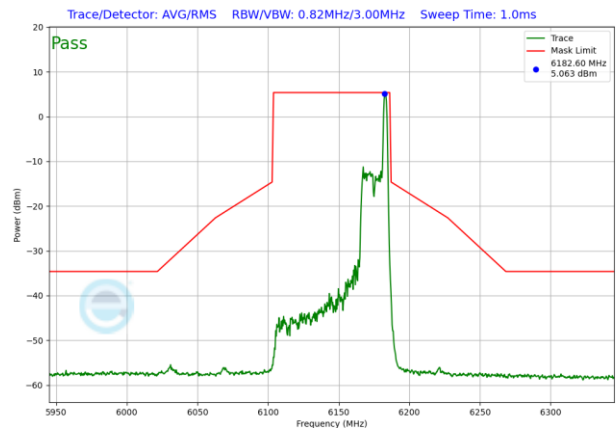
Plot 7-1155. SP In-Band Emission Plot Antenna 3b (40MHz 802.11ax RU26 (UNII Band 5) – Ch. 43)



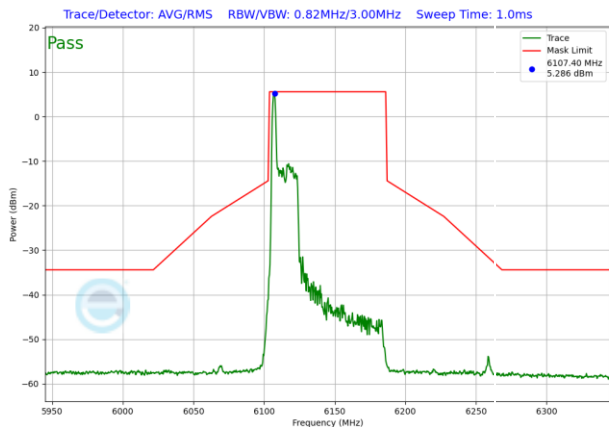
Plot 7-1158. SP In-Band Emission Plot Antenna 3b (80MHz 802.11ax RU26 (UNII Band 5) – Ch. 39)



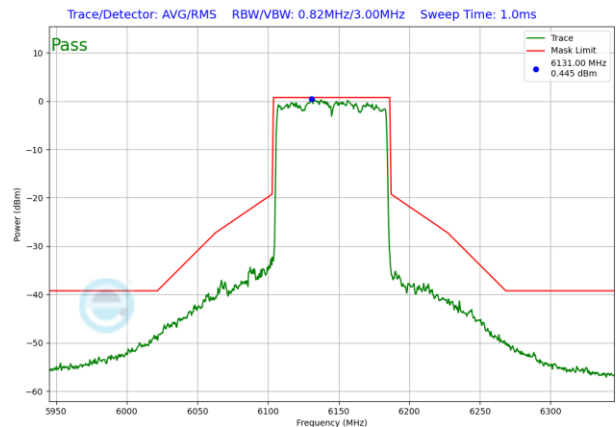
Plot 7-1156. SP In-Band Emission Plot Antenna 3b (40MHz 802.11ax RU484 (UNII Band 5) – Ch. 43)



Plot 7-1159. SP In-Band Emission Plot Antenna 3b (80MHz 802.11ax RU26 (UNII Band 5) – Ch. 39)

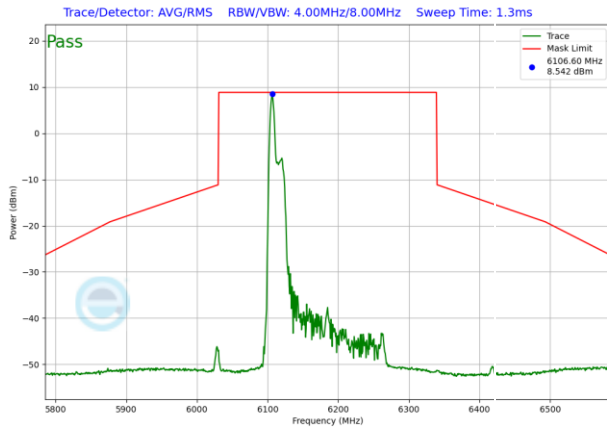


Plot 7-1157. SP In-Band Emission Plot Antenna 3b (80MHz 802.11ax RU26 (UNII Band 5) – Ch. 39)

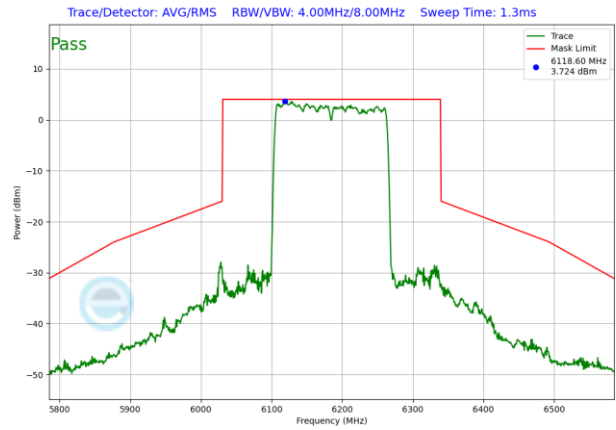


Plot 7-1160. SP In-Band Emission Plot Antenna 3b (80MHz 802.11ax RU996 (UNII Band 5) – Ch. 39)

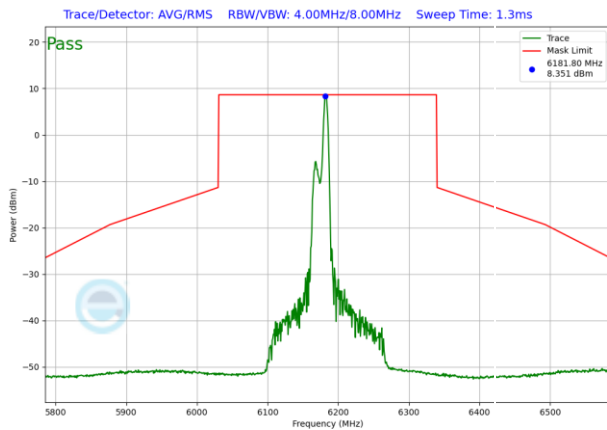
FCC ID: BCGA2995		MEASUREMENT REPORT (CERTIFICATION)	Approved by: Technical Manager
Test Report S/N: 1C2405200018-25-R1.BCG	Test Dates: 5/20/2024 - 10/1/2024	EUT Type: Tablet Device	Page 343 of 693



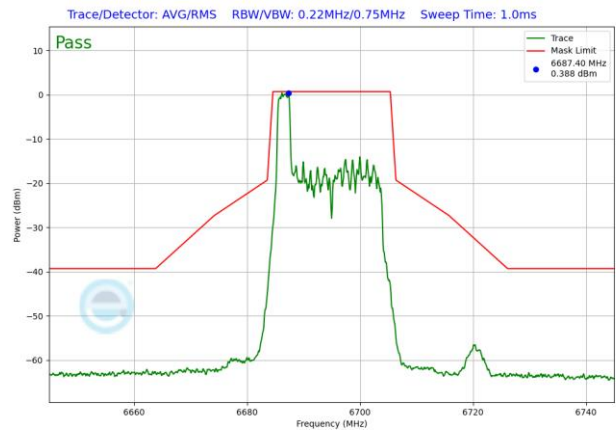
Plot 7-1161. SP In-Band Emission Plot Antenna 3b (160MHz 802.11ax RU26 (UNII Band 5) – Ch. 47)



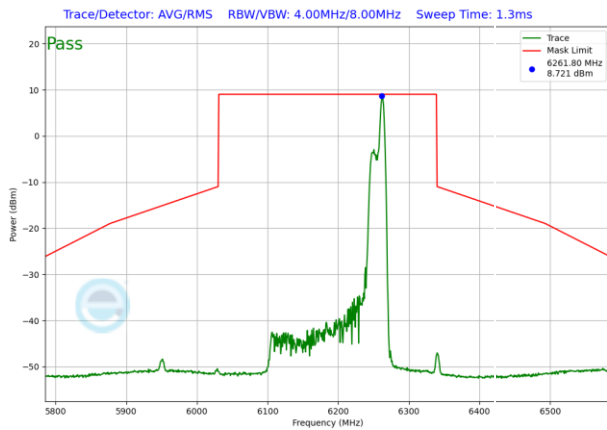
Plot 7-1164. SP In-Band Emission Plot Antenna 3b (160MHz 802.11ax RU996x2 (UNII Band 5) – Ch. 47)



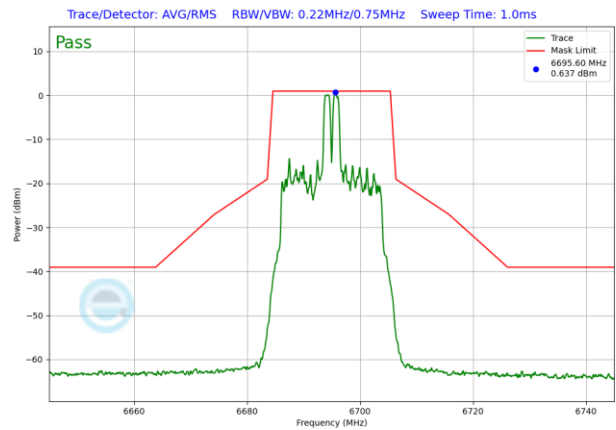
Plot 7-1162. SP In-Band Emission Plot Antenna 3b (160MHz 802.11ax RU26 (UNII Band 5) – Ch. 47)



Plot 7-1165. SP In-Band Emission Plot Antenna 3b (20MHz 802.11ax RU26 (UNII Band 7) – Ch. 149)

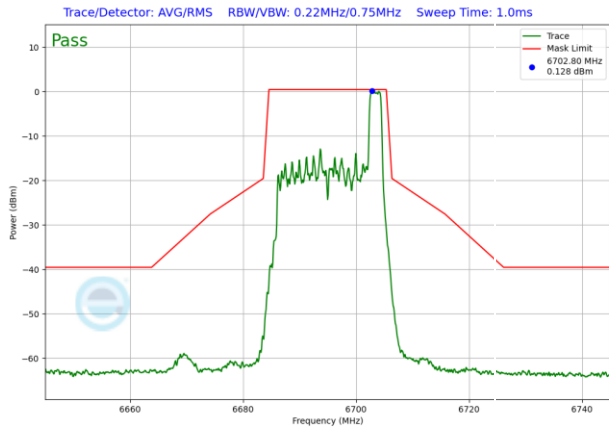


Plot 7-1163. SP In-Band Emission Plot Antenna 3b (160MHz 802.11ax RU26 (UNII Band 5) – Ch. 47)

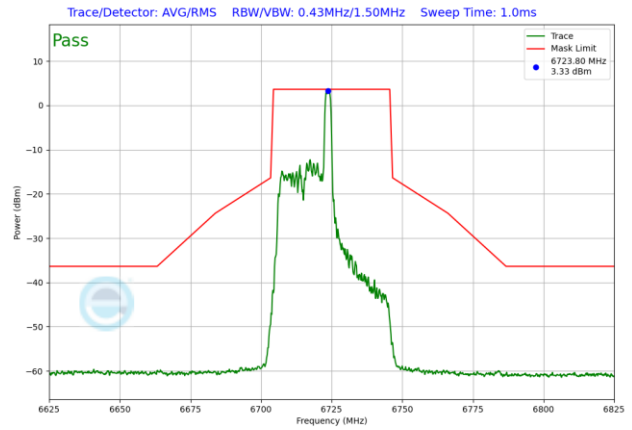


Plot 7-1166. SP In-Band Emission Plot Antenna 3b (20MHz 802.11ax RU26 (UNII Band 7) – Ch. 149)

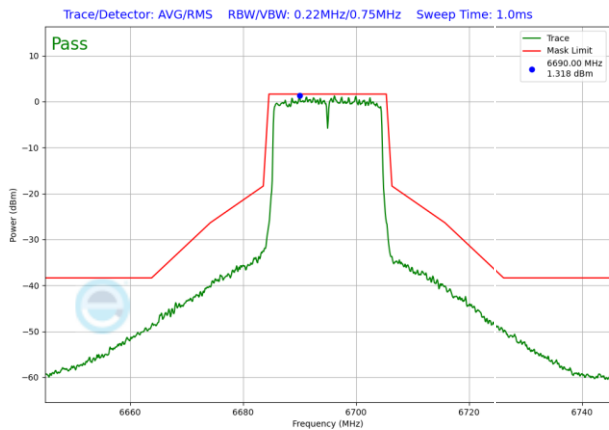
FCC ID: BCGA2995		MEASUREMENT REPORT (CERTIFICATION)	Approved by: Technical Manager
Test Report S/N: 1C2405200018-25-R1.BCG	Test Dates: 5/20/2024 - 10/1/2024	EUT Type: Tablet Device	Page 344 of 693



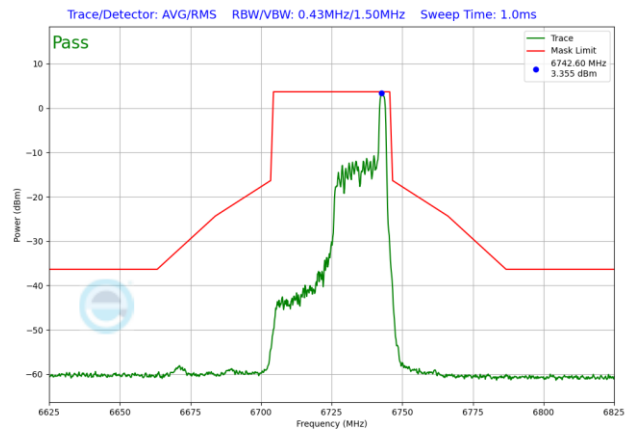
Plot 7-1167. SP In-Band Emission Plot Antenna 3b (20MHz 802.11ax RU26 (UNII Band 7) – Ch. 149)



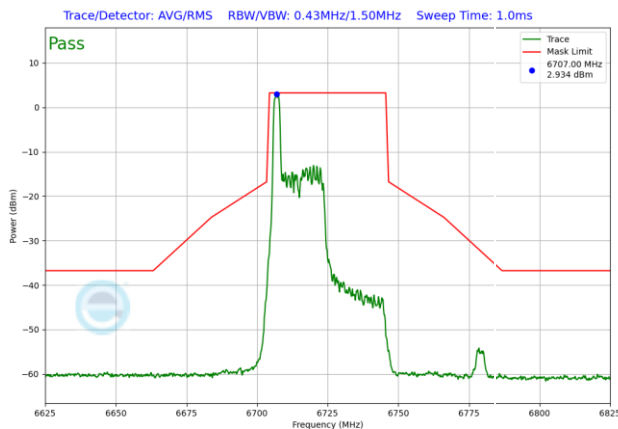
Plot 7-1170. SP In-Band Emission Plot Antenna 3b (40MHz 802.11ax RU26 (UNII Band 7) – Ch. 155)



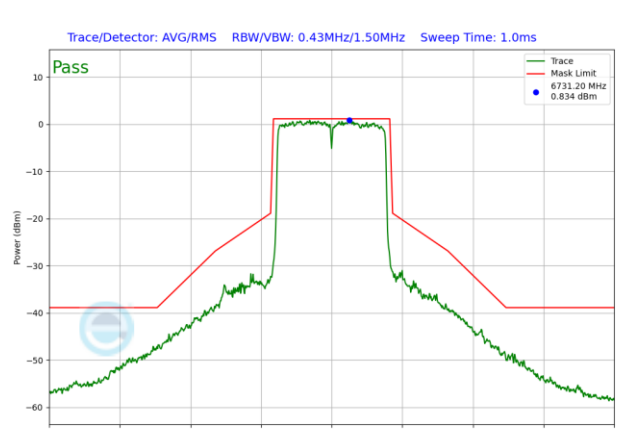
Plot 7-1168. SP In-Band Emission Plot Antenna 3b (20MHz 802.11ax RU242 (UNII Band 7) – Ch. 149)



Plot 7-1171. SP In-Band Emission Plot Antenna 3b (40MHz 802.11ax RU26 (UNII Band 7) – Ch. 155)

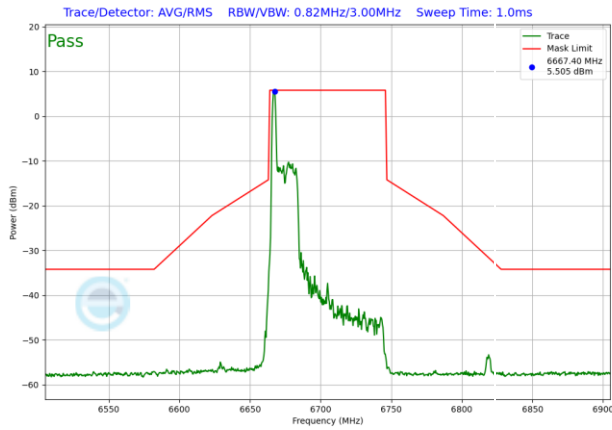


Plot 7-1169. SP In-Band Emission Plot Antenna 3b (40MHz 802.11ax RU2 (UNII Band 7) – Ch. 155)

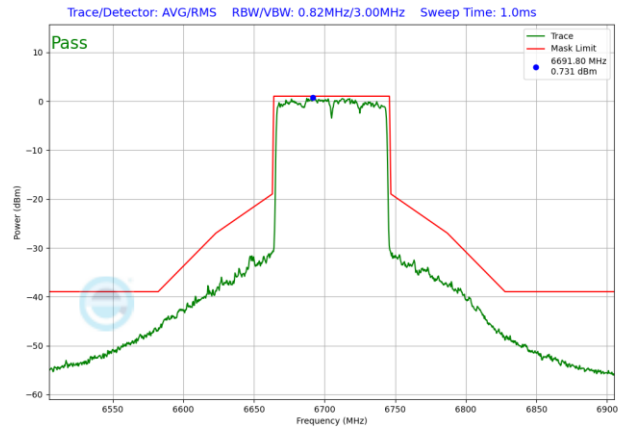


Plot 7-1172. SP In-Band Emission Plot Antenna 3b (40MHz 802.11ax RU484 (UNII Band 7) – Ch. 155)

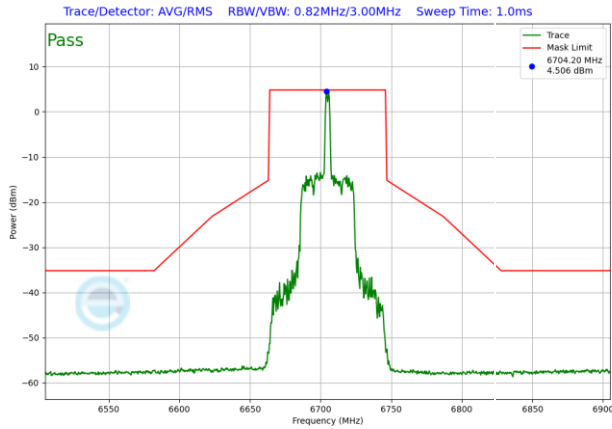
FCC ID: BCGA2995		MEASUREMENT REPORT (CERTIFICATION)	Approved by: Technical Manager
Test Report S/N: 1C2405200018-25-R1.BCG	Test Dates: 5/20/2024 - 10/1/2024	EUT Type: Tablet Device	Page 345 of 693



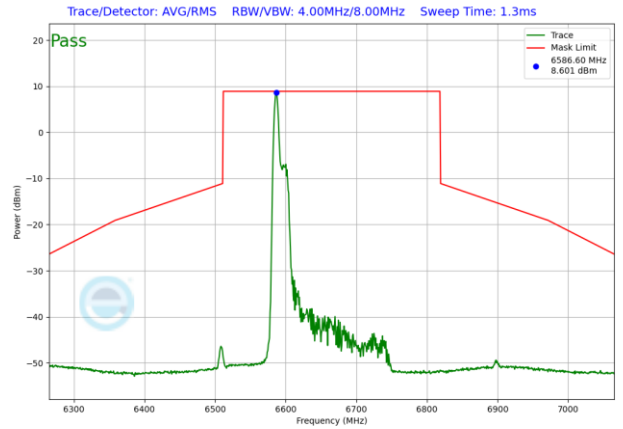
Plot 7-1173. SP In-Band Emission Plot Antenna 3b (80MHz 802.11ax RU26 (UNII Band 7) – Ch. 151)



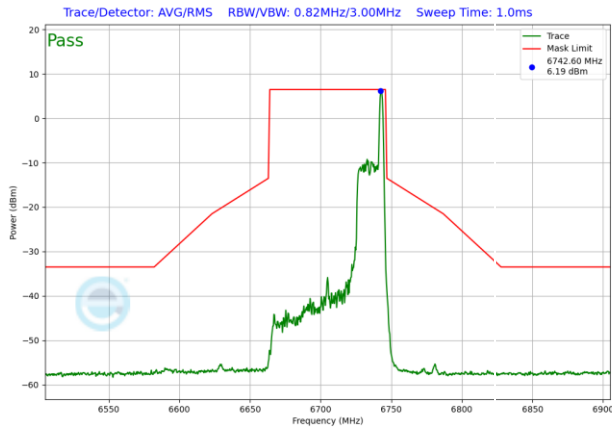
Plot 7-1176. SP In-Band Emission Plot Antenna 3b (80MHz 802.11ax RU996 (UNII Band 7) – Ch. 151)



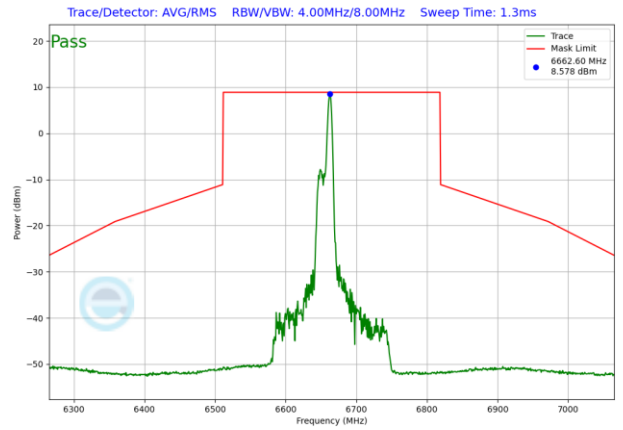
Plot 7-1174. SP In-Band Emission Plot Antenna 3b (80MHz 802.11ax RU26 (UNII Band 7) – Ch. 151)



Plot 7-1177. SP In-Band Emission Plot Antenna 3b (160MHz 802.11ax RU26 (UNII Band 7) – Ch. 143)

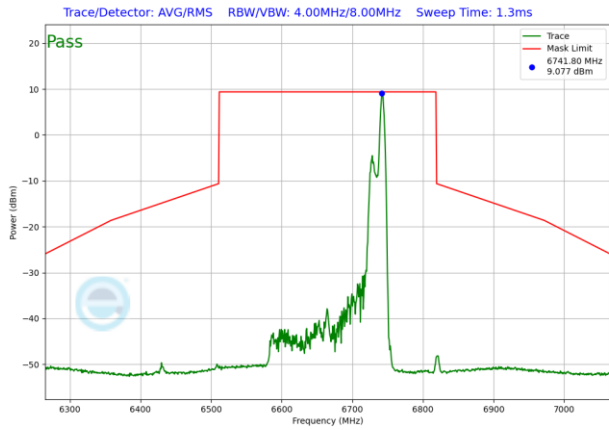


Plot 7-1175. SP In-Band Emission Plot Antenna 3b (80MHz 802.11ax RU26 (UNII Band 7) – Ch. 151)

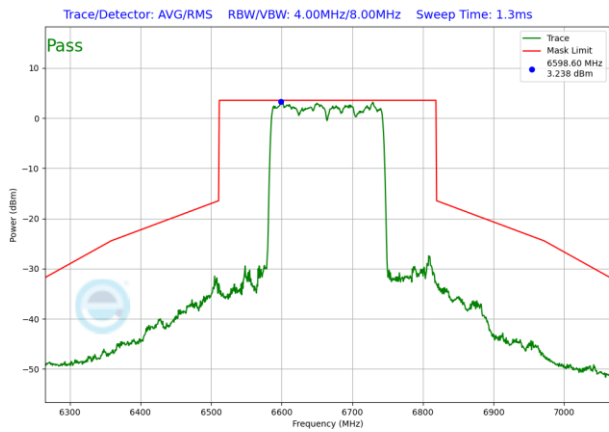


Plot 7-1178. SP In-Band Emission Plot Antenna 3b (160MHz 802.11ax RU26 (UNII Band 7) – Ch. 143)


FCC ID: BCGA2995		MEASUREMENT REPORT (CERTIFICATION)	Approved by: Technical Manager
Test Report S/N: 1C2405200018-25-R1.BCG	Test Dates: 5/20/2024 - 10/1/2024	EUT Type: Tablet Device	Page 346 of 693



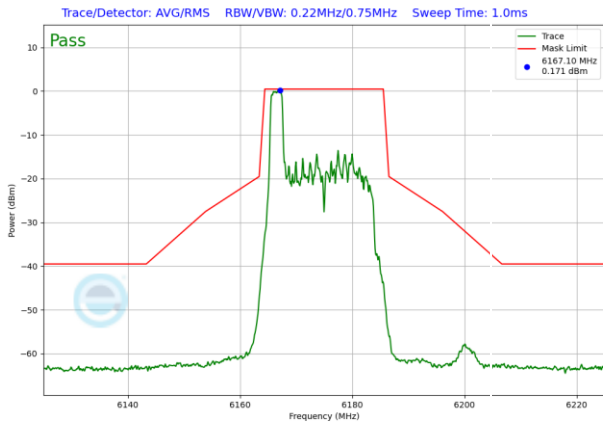
Plot 7-1179. SP In-Band Emission Plot Antenna 3b (160MHz 802.11x RU26 (UNII Band 7) – Ch. 143)



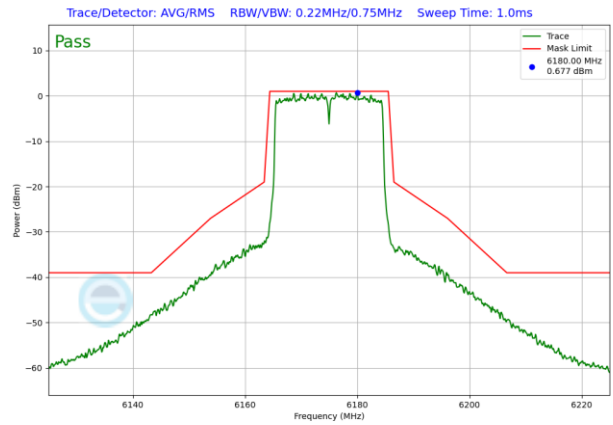
Plot 7-1180. SP In-Band Emission Plot Antenna 3b (160MHz 802.11x RU996x2 (UNII Band 7) – Ch. 143)

FCC ID: BCGA2995		MEASUREMENT REPORT (CERTIFICATION)	Approved by: Technical Manager
Test Report S/N: 1C2405200018-25-R1.BCG	Test Dates: 5/20/2024 - 10/1/2024	EUT Type: Tablet Device	Page 347 of 693

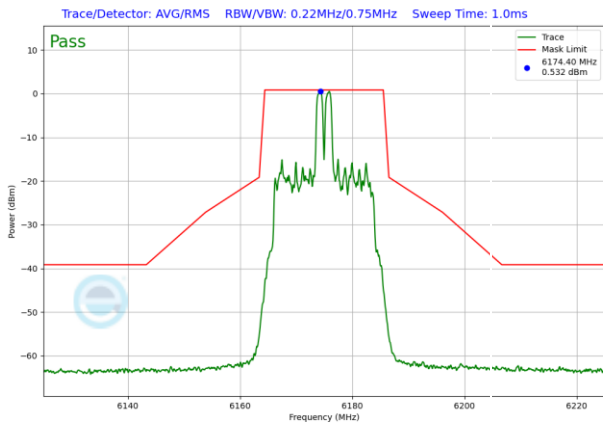
7.5.3 Antenna 1b SP In-Band Emission Measurements



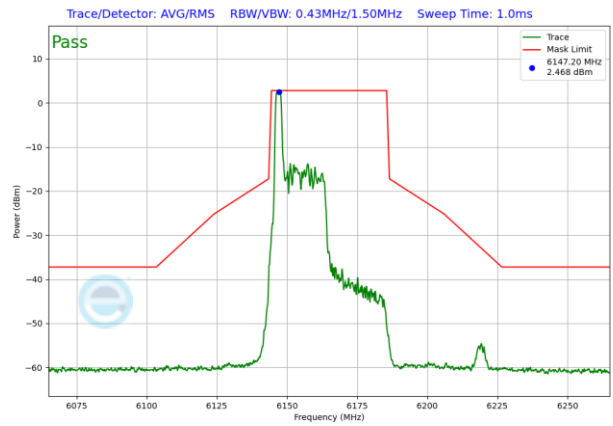
Plot 7-1181. SP In-Band Emission Plot Antenna 1b (20MHz 802.11ax RU26 (UNII Band 5) – Ch. 45)



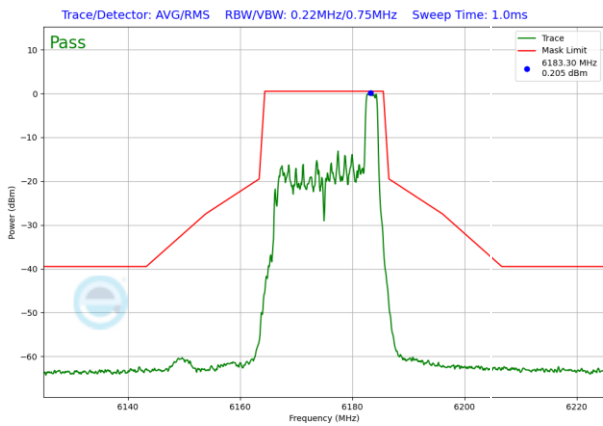
Plot 7-1184. SP In-Band Emission Plot Antenna 1b (20MHz 802.11ax RU242 (UNII Band 5) – Ch. 45)



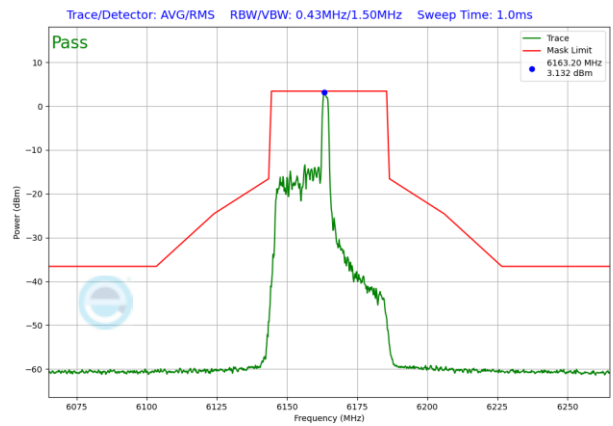
Plot 7-1182. SP In-Band Emission Plot Antenna 1b (20MHz 802.11ax RU26 (UNII Band 5) – Ch. 45)




Plot 7-1185. SP In-Band Emission Plot Antenna 1b (40MHz 802.11ax RU26 (UNII Band 5) – Ch. 43)

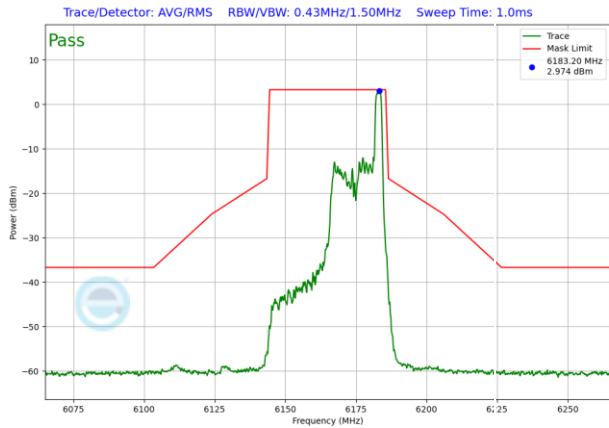


Plot 7-1183. SP In-Band Emission Plot Antenna 1b (20MHz 802.11ax RU26 (UNII Band 5) – Ch. 45)

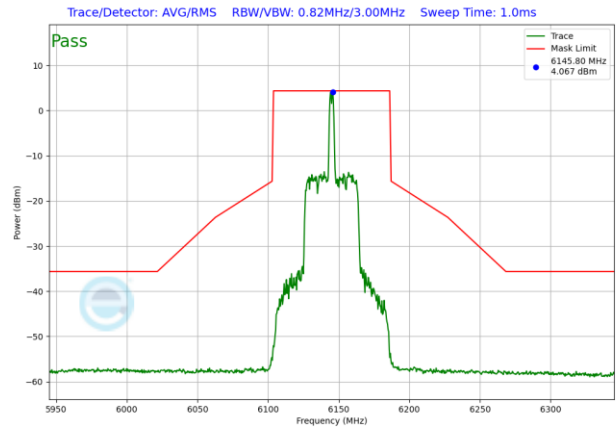


Plot 7-1186. SP In-Band Emission Plot Antenna 1b (40MHz 802.11ax RU26 (UNII Band 5) – Ch. 43)

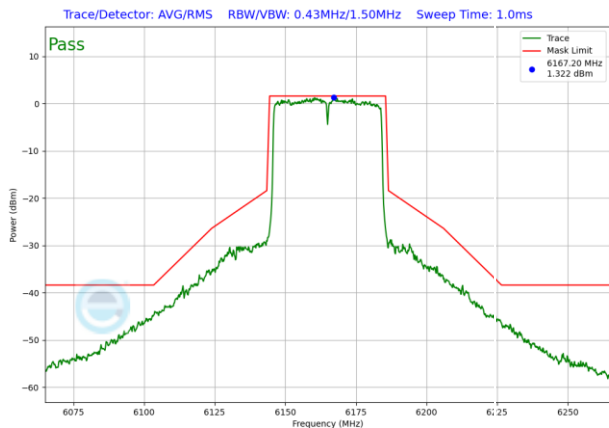
FCC ID: BCGA2995		MEASUREMENT REPORT (CERTIFICATION)	Approved by: Technical Manager
Test Report S/N: 1C2405200018-25-R1.BCG	Test Dates: 5/20/2024 - 10/1/2024	EUT Type: Tablet Device	Page 348 of 693



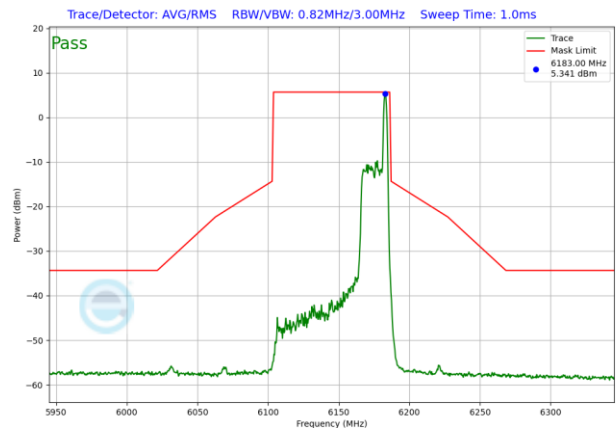
Plot 7-1187. SP In-Band Emission Plot Antenna 1b (40MHz 802.11ax RU26 (UNII Band 5) – Ch. 43)



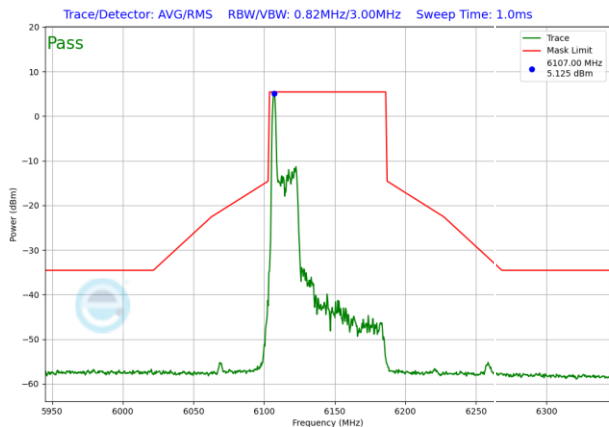
Plot 7-1190. SP In-Band Emission Plot Antenna 1b (80MHz 802.11ax RU26 (UNII Band 5) – Ch. 39)



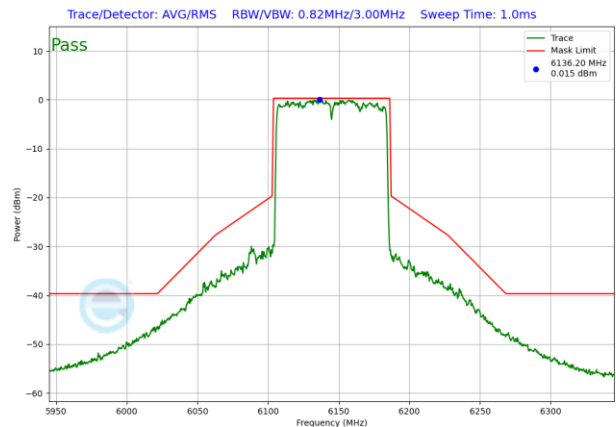
Plot 7-1188. SP In-Band Emission Plot Antenna 1b (40MHz 802.11ax RU484 (UNII Band 5) – Ch. 43)




Plot 7-1191. SP In-Band Emission Plot Antenna 1b (80MHz 802.11ax RU26 (UNII Band 5) – Ch. 39)

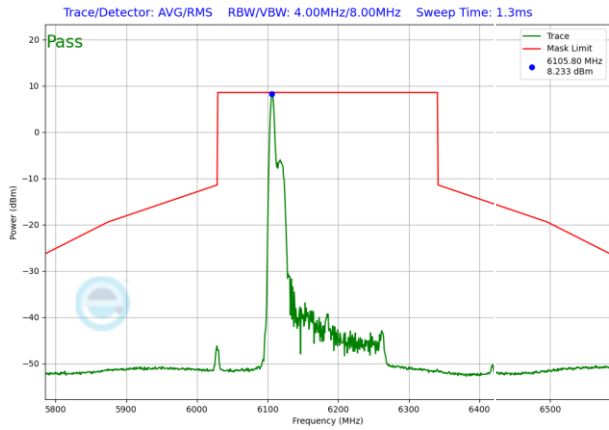


Plot 7-1189. SP In-Band Emission Plot Antenna 1b (80MHz 802.11ax RU26 (UNII Band 5) – Ch. 39)

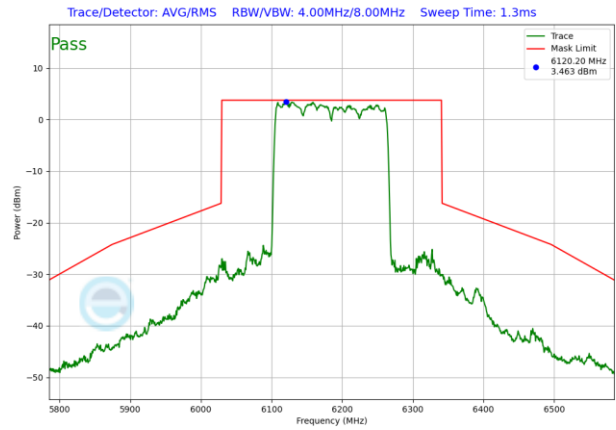


Plot 7-1192. SP In-Band Emission Plot Antenna 1b (80MHz 802.11ax RU996 (UNII Band 5) – Ch. 39)

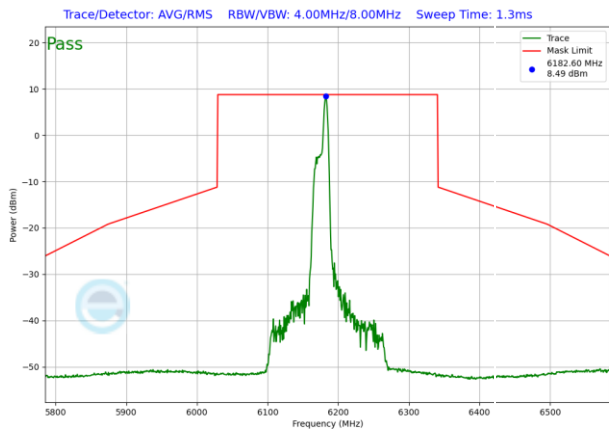
FCC ID: BCGA2995		MEASUREMENT REPORT (CERTIFICATION)	Approved by: Technical Manager
Test Report S/N: 1C2405200018-25-R1.BCG	Test Dates: 5/20/2024 - 10/1/2024	EUT Type: Tablet Device	Page 349 of 693



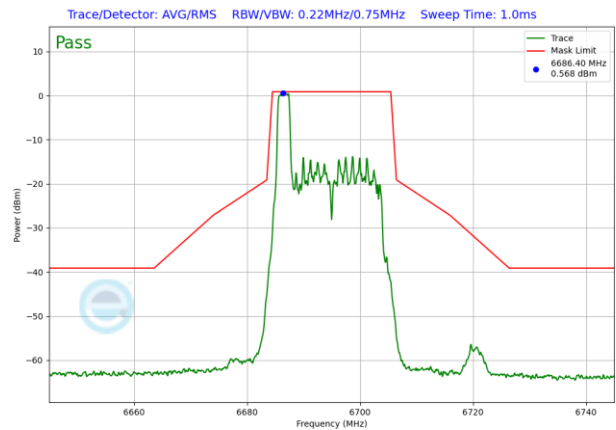
Plot 7-1193. SP In-Band Emission Plot Antenna 1b (160MHz 802.11ax RU26 (UNII Band 5) – Ch. 47)



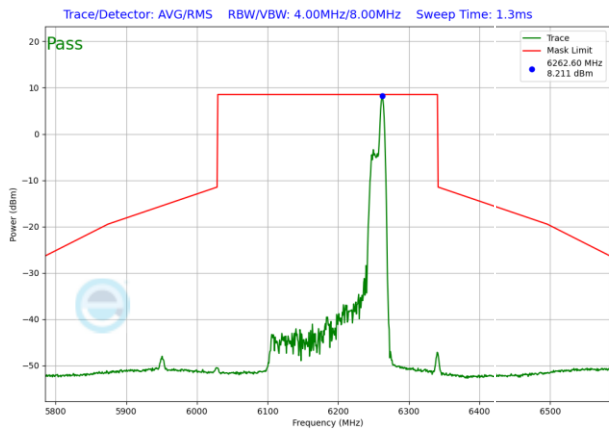
Plot 7-1196. SP In-Band Emission Plot Antenna 1b (160MHz 802.11ax RU996x2 (UNII Band 5) – Ch. 47)



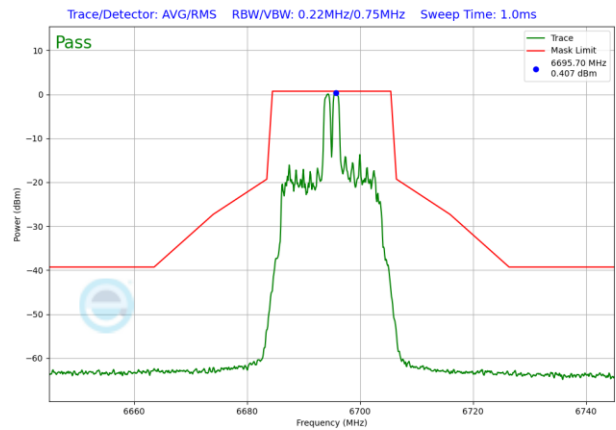
Plot 7-1194. SP In-Band Emission Plot Antenna 1b (160MHz 802.11ax RU26 (UNII Band 5) – Ch. 47)



Plot 7-1197. SP In-Band Emission Plot Antenna 1b (20MHz 802.11ax RU26 (UNII Band 7) – Ch. 149)

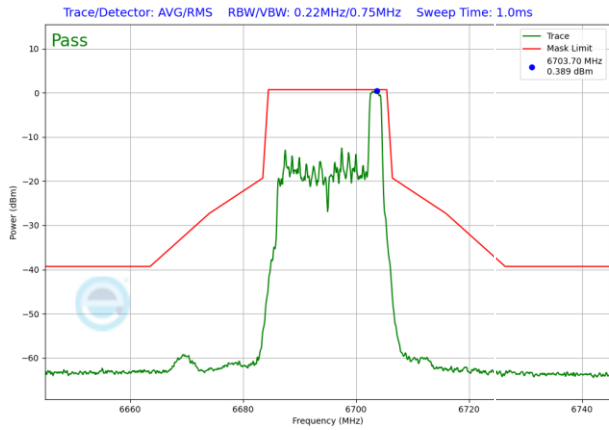


Plot 7-1195. SP In-Band Emission Plot Antenna 1b (160MHz 802.11ax RU26 (UNII Band 5) – Ch. 47)

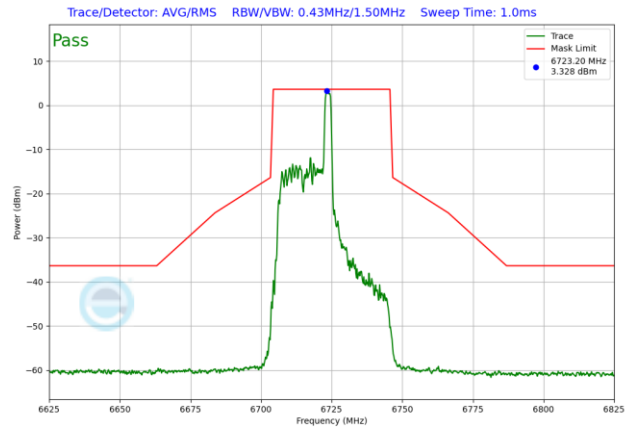


Plot 7-1198. SP In-Band Emission Plot Antenna 1b (20MHz 802.11ax RU26 (UNII Band 7) – Ch. 149)

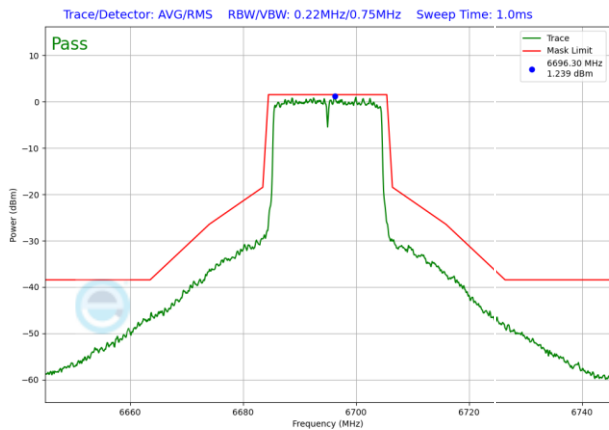
FCC ID: BCGA2995		MEASUREMENT REPORT (CERTIFICATION)	Approved by: Technical Manager
Test Report S/N: 1C2405200018-25-R1.BCG	Test Dates: 5/20/2024 - 10/1/2024	EUT Type: Tablet Device	Page 350 of 693



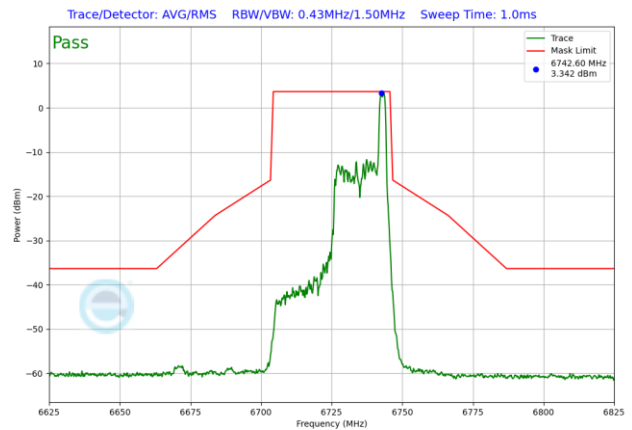
Plot 7-1199. SP In-Band Emission Plot Antenna 1b (20MHz 802.11ax RU26 (UNII Band 7) – Ch. 149)



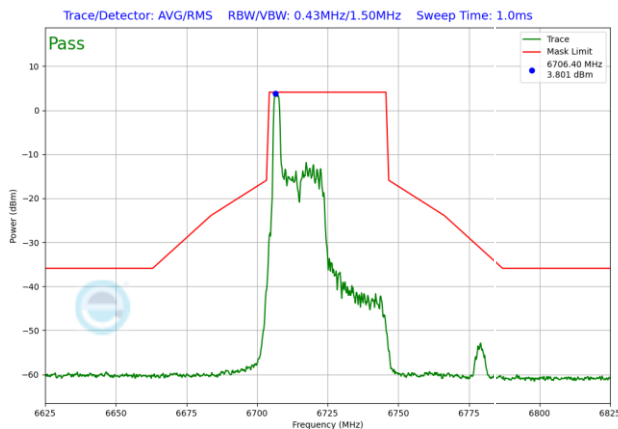
Plot 7-1202. SP In-Band Emission Plot Antenna 1b (40MHz 802.11ax RU26 (UNII Band 7) – Ch. 155)



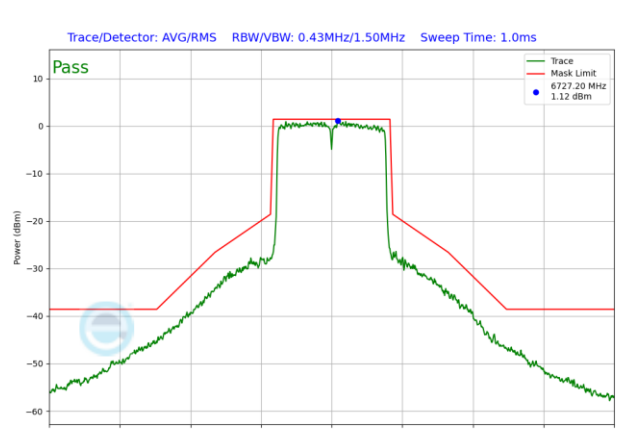
Plot 7-1200. SP In-Band Emission Plot Antenna 1b (20MHz 802.11ax RU242 (UNII Band 7) – Ch. 149)



Plot 7-1203. SP In-Band Emission Plot Antenna 1b (40MHz 802.11ax RU26 (UNII Band 7) – Ch. 155)

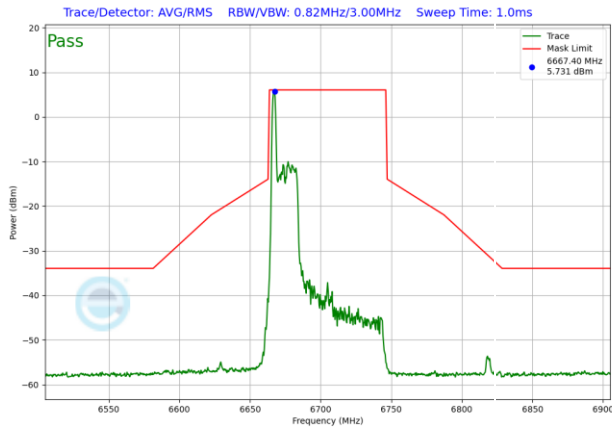


Plot 7-1201. SP In-Band Emission Plot Antenna 1b (40MHz 802.11ax RU26 (UNII Band 7) – Ch. 155)

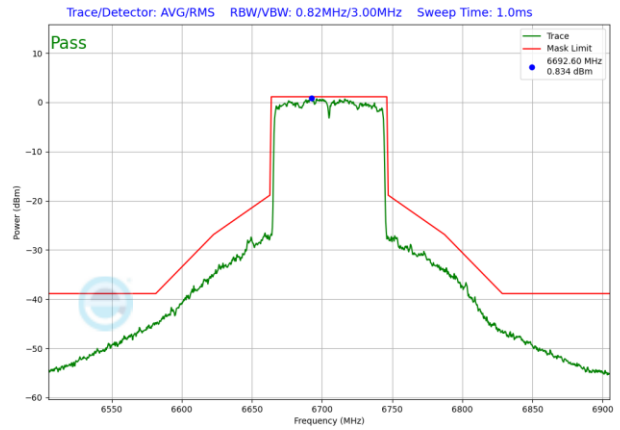


Plot 7-1204. SP In-Band Emission Plot Antenna 1b (40MHz 802.11ax RU484 (UNII Band 7) – Ch. 155)

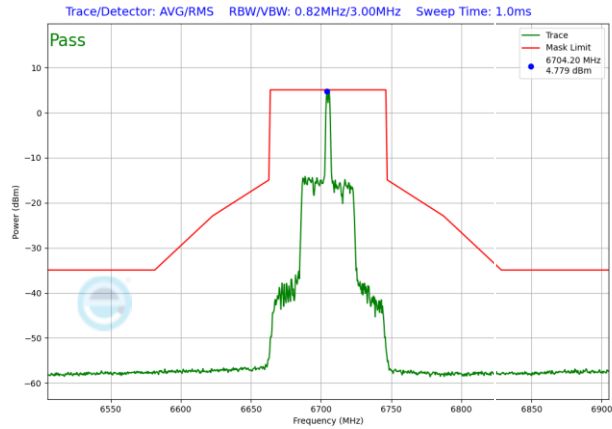
FCC ID: BCGA2995		MEASUREMENT REPORT (CERTIFICATION)	Approved by: Technical Manager
Test Report S/N: 1C2405200018-25-R1.BCG	Test Dates: 5/20/2024 - 10/1/2024	EUT Type: Tablet Device	Page 351 of 693



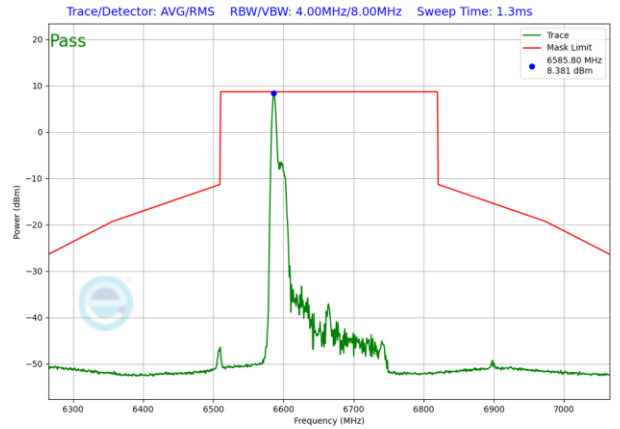
Plot 7-1205. SP In-Band Emission Plot Antenna 1b (80MHz 802.11ax RU26 (UNII Band 7) – Ch. 151)



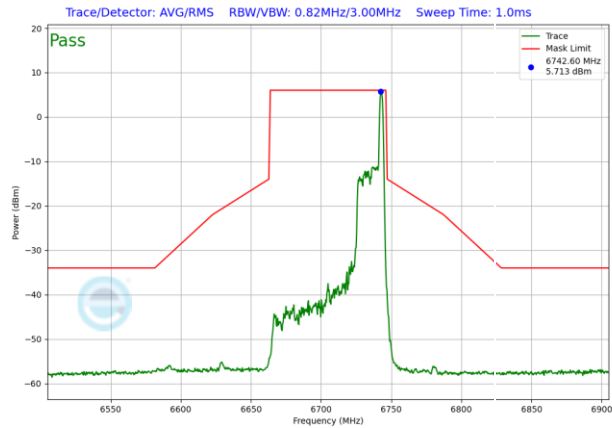
Plot 7-1208. SP In-Band Emission Plot Antenna 1b (80MHz 802.11ax RU996 (UNII Band 7) – Ch. 151)



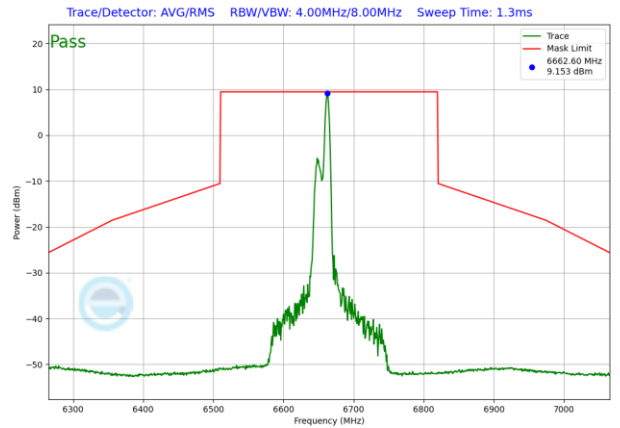
Plot 7-1206. SP In-Band Emission Plot Antenna 1b (80MHz 802.11ax RU26 (UNII Band 7) – Ch. 151)




Plot 7-1209. SP In-Band Emission Plot Antenna 1b (160MHz 802.11ax RU26 (UNII Band 7) – Ch. 143)

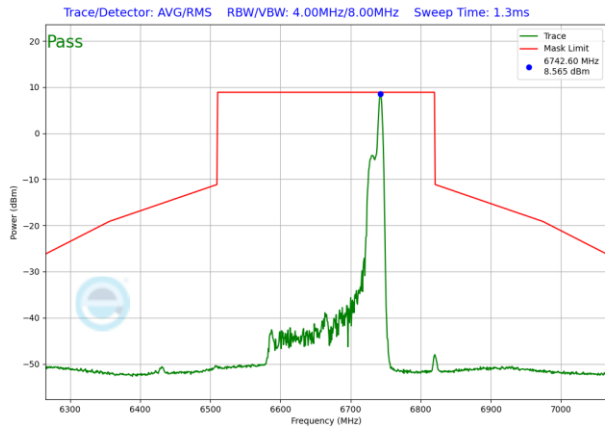


Plot 7-1207. SP In-Band Emission Plot Antenna 1b (80MHz 802.11ax RU26 (UNII Band 7) – Ch. 151)

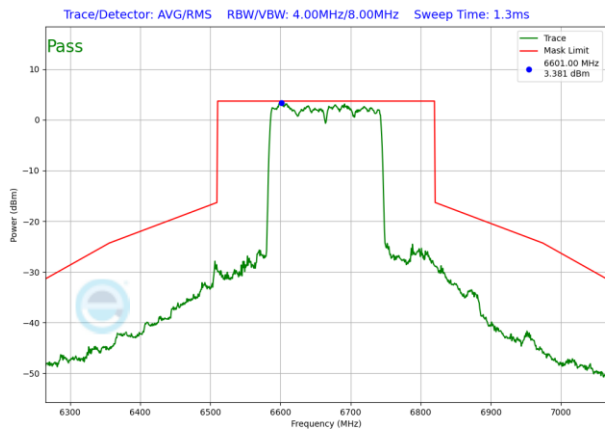


Plot 7-1210. SP In-Band Emission Plot Antenna 1b (160MHz 802.11ax RU26 (UNII Band 7) – Ch. 143)


FCC ID: BCGA2995		MEASUREMENT REPORT (CERTIFICATION)	Approved by: Technical Manager
Test Report S/N: 1C2405200018-25-R1.BCG	Test Dates: 5/20/2024 - 10/1/2024	EUT Type: Tablet Device	Page 352 of 693



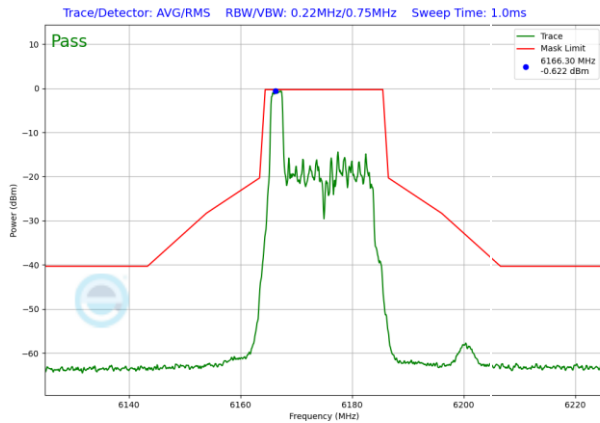
Plot 7-1211. SP In-Band Emission Plot Antenna 1b (160MHz 802.11x RU26 (UNII Band 7) – Ch. 143)



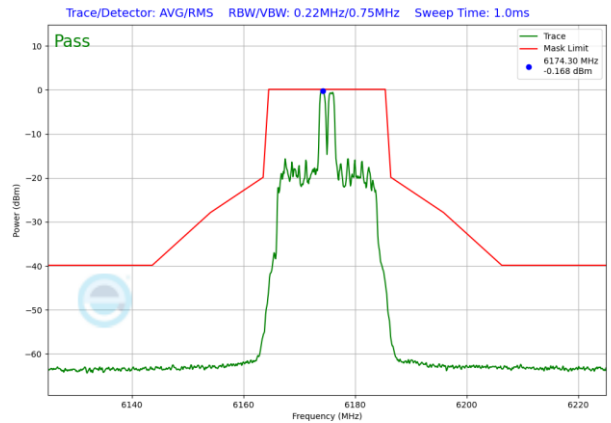
Plot 7-1212. SP In-Band Emission Plot Antenna 1b (160MHz 802.11x RU996x2 (UNII Band 7) – Ch. 143)

FCC ID: BCGA2995	 MEASUREMENT REPORT (CERTIFICATION)		Approved by: Technical Manager
Test Report S/N: 1C2405200018-25-R1.BCG	Test Dates: 5/20/2024 - 10/1/2024	EUT Type: Tablet Device	Page 353 of 693

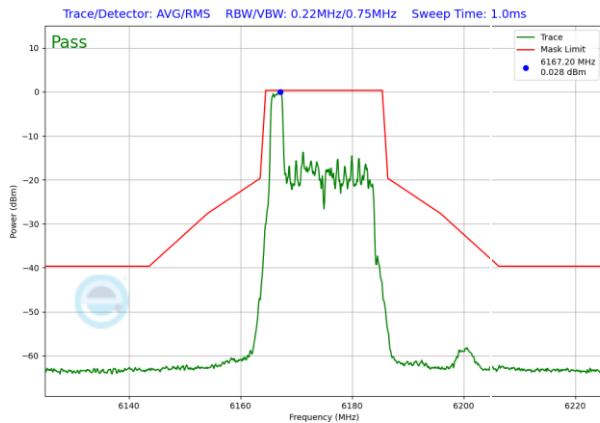
7.5.4 CDD Primary SP In-Band Emission Measurements



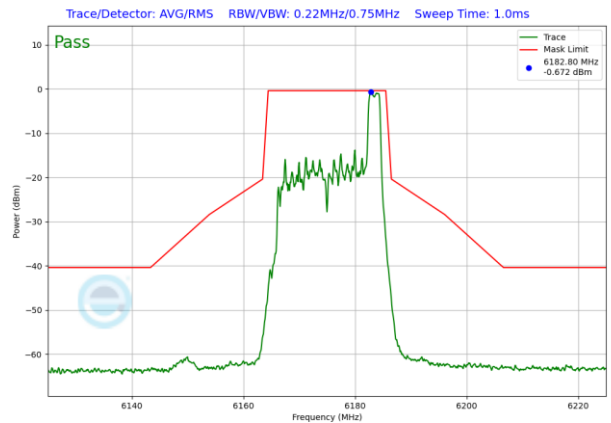
Plot 7-1213. SP In-Band Emission Plot CDD Antenna WF5T (20MHz 802.11ax RU26 (UNII Band 5) – Ch. 45)



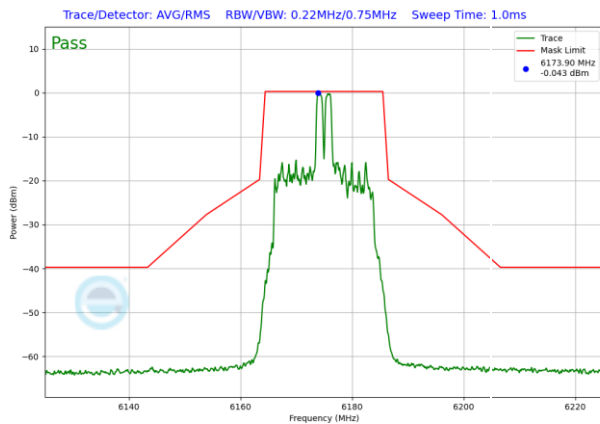
Plot 7-1216. SP In-Band Emission Plot CDD Antenna 3b (20MHz 802.11ax RU26 (UNII Band 5) – Ch. 45)



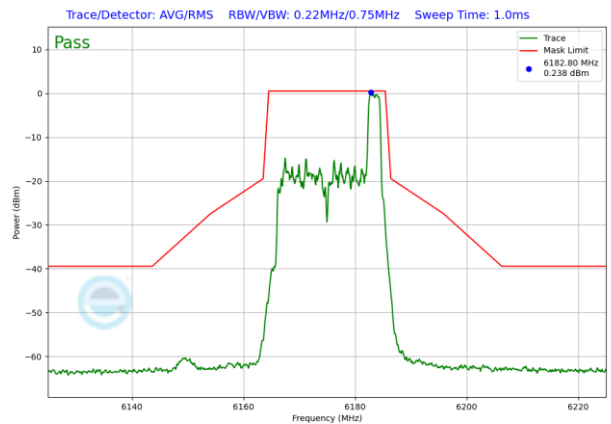
Plot 7-1214. SP In-Band Emission Plot CDD Antenna 3b (20MHz 802.11ax RU26 (UNII Band 5) – Ch. 45)



Plot 7-1217. SP In-Band Emission Plot CDD Antenna WF5T (20MHz 802.11ax RU26 (UNII Band 5) – Ch. 45)

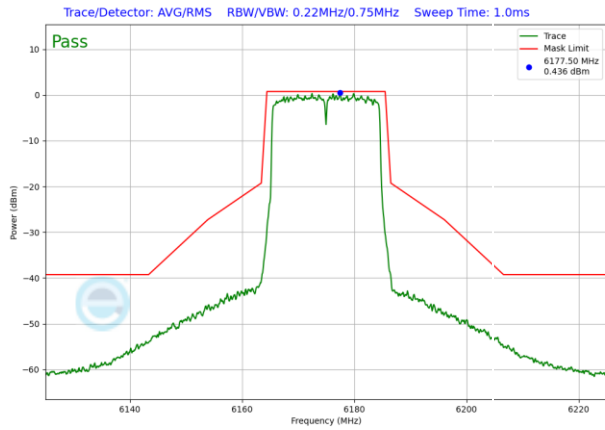


Plot 7-1215. SP In-Band Emission Plot CDD Antenna WF5T (20MHz 802.11ax RU26 (UNII Band 5) – Ch. 45)

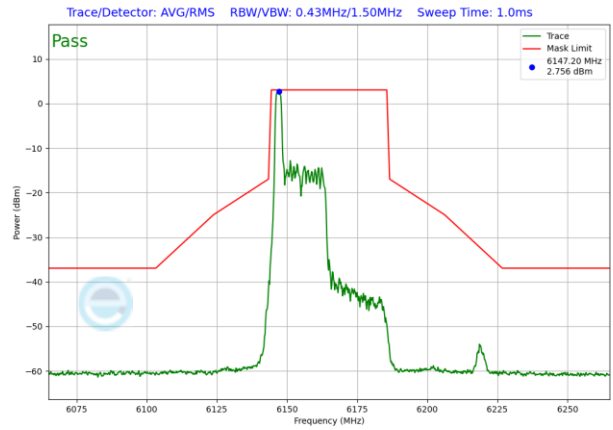


Plot 7-1218. SP In-Band Emission Plot CDD Antenna 3b (20MHz 802.11ax RU26 (UNII Band 5) – Ch. 45)

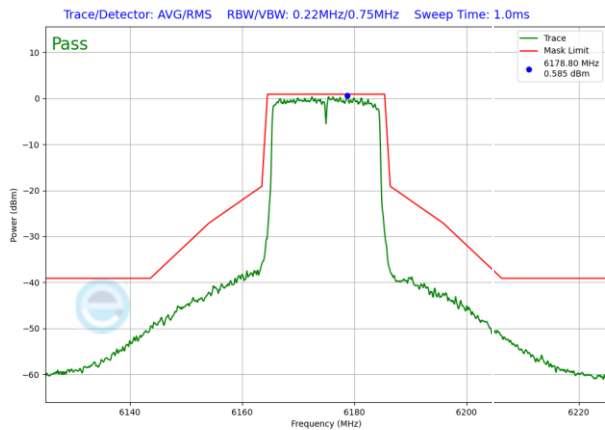
FCC ID: BCGA2995		MEASUREMENT REPORT (CERTIFICATION)	Approved by: Technical Manager
Test Report S/N: 1C2405200018-25-R1.BCG	Test Dates: 5/20/2024 - 10/1/2024	EUT Type: Tablet Device	Page 354 of 693



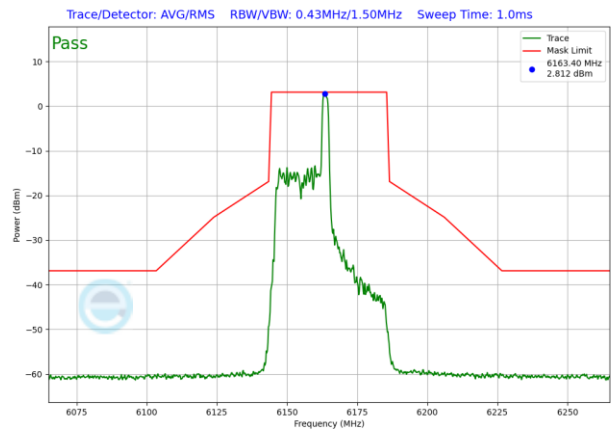
Plot 7-1219. SP In-Band Emission Plot CDD Antenna WF5T (20MHz 802.11ax RU242 (UNII Band 5) – Ch. 45)



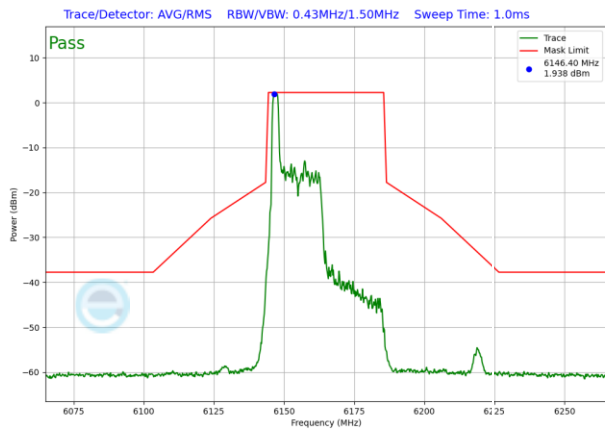
Plot 7-1222. SP In-Band Emission Plot CDD Antenna 3b (40MHz 802.11ax RU26 (UNII Band 5) – Ch. 43)



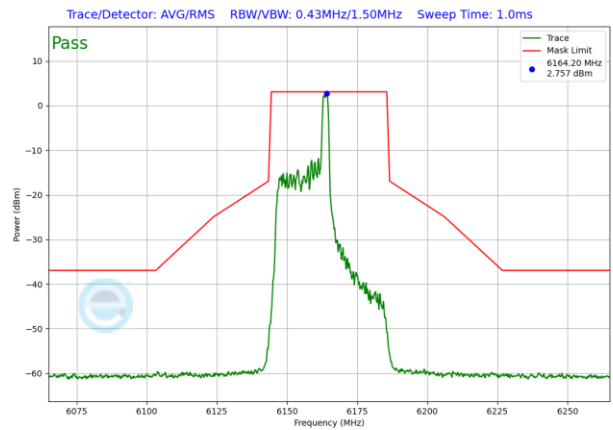
Plot 7-1220. SP In-Band Emission Plot CDD Antenna 3b (20MHz 802.11ax RU242 (UNII Band 5) – Ch. 45)



Plot 7-1223. SP In-Band Emission Plot CDD Antenna WF5T (40MHz 802.11ax RU26 (UNII Band 5) – Ch. 43)

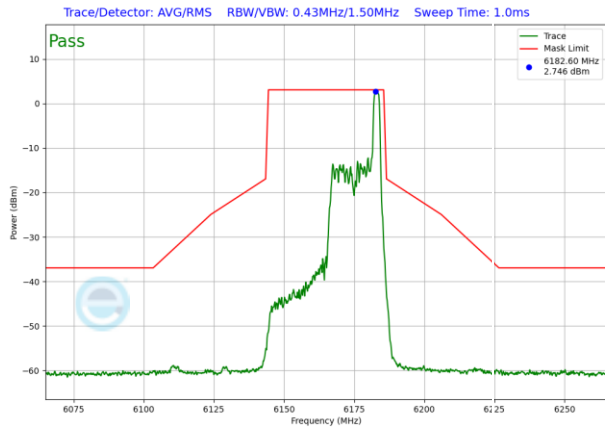


Plot 7-1221. SP In-Band Emission Plot CDD Antenna WF5T (40MHz 802.11ax RU26 (UNII Band 5) – Ch. 43)

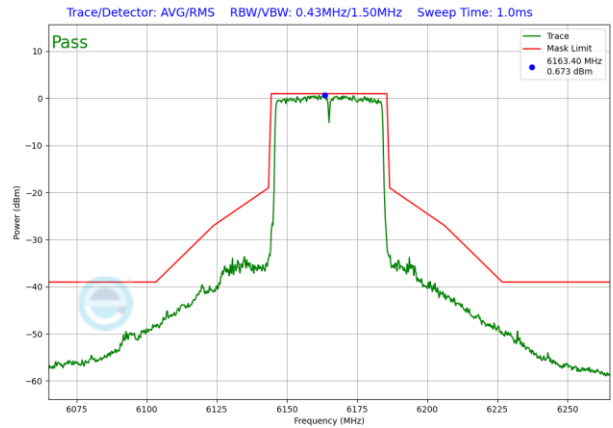


Plot 7-1224. SP In-Band Emission Plot CDD Antenna 3b (40MHz 802.11ax RU26 (UNII Band 5) – Ch. 43)

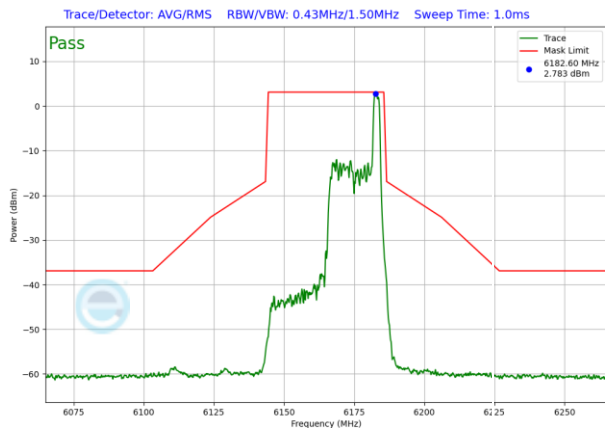
FCC ID: BCGA2995		MEASUREMENT REPORT (CERTIFICATION)	Approved by: Technical Manager
Test Report S/N: 1C2405200018-25-R1.BCG	Test Dates: 5/20/2024 - 10/1/2024	EUT Type: Tablet Device	Page 355 of 693



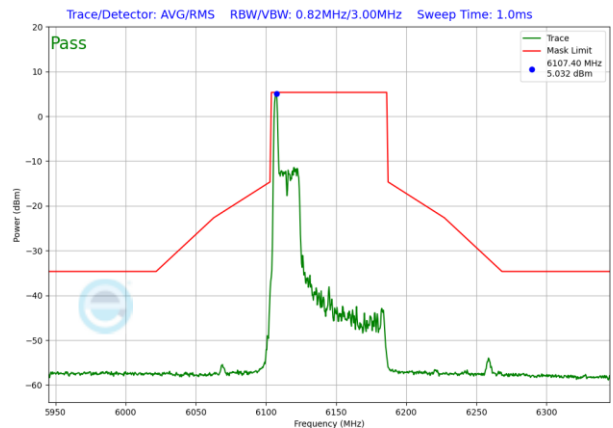
Plot 7-1225. SP In-Band Emission Plot CDD Antenna WF5T (40MHz 802.11ax RU26 (UNII Band 5) – Ch. 43)



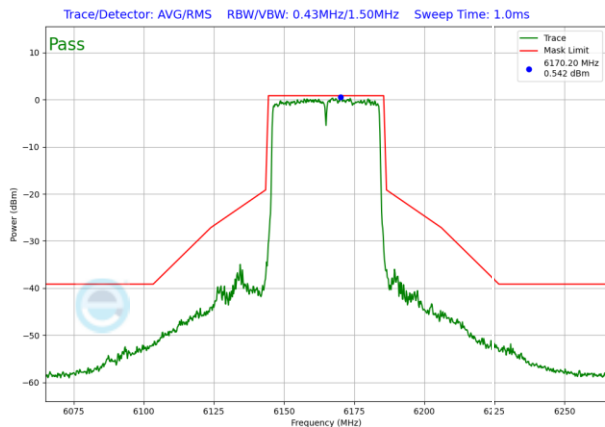
Plot 7-1228. SP In-Band Emission Plot CDD Antenna 3b (40MHz 802.11ax RU484 (UNII Band 5) – Ch. 43)



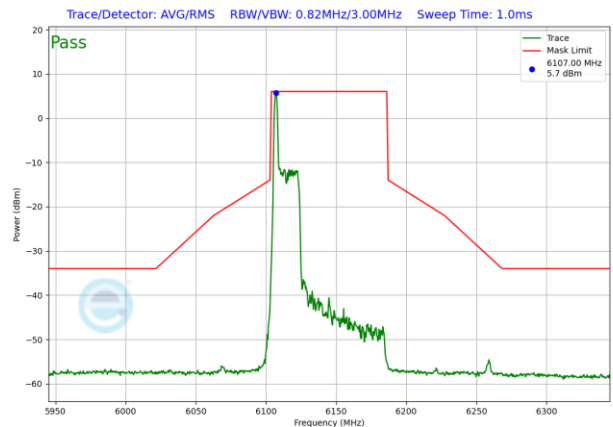
Plot 7-1226. SP In-Band Emission Plot CDD Antenna 3b (40MHz 802.11ax RU26 (UNII Band 5) – Ch. 43)



Plot 7-1229. SP In-Band Emission Plot CDD Antenna WF5T (80MHz 802.11ax RU26 (UNII Band 5) – Ch. 39)

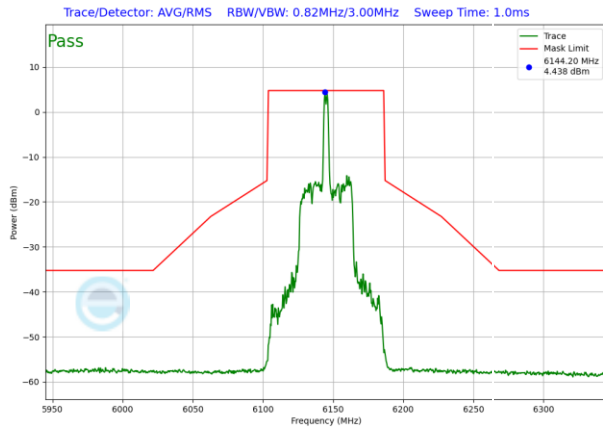


Plot 7-1227. SP In-Band Emission Plot CDD Antenna WF5T (40MHz 802.11ax RU484 (UNII Band 5) – Ch. 43)

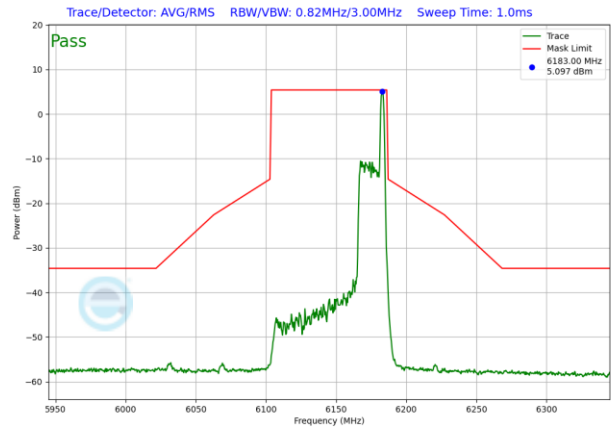


Plot 7-1230. SP In-Band Emission Plot CDD Antenna 3b (80MHz 802.11ax RU26 (UNII Band 5) – Ch. 39)

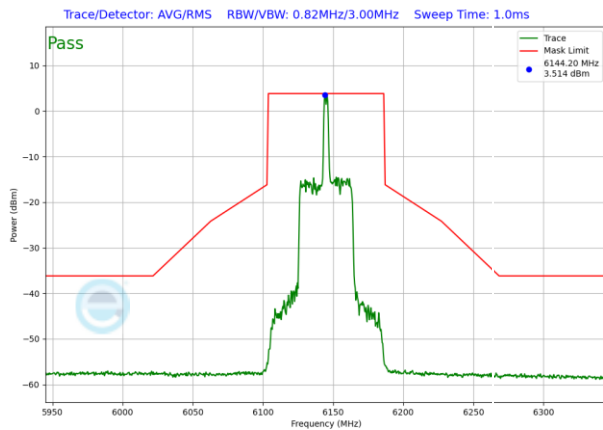
FCC ID: BCGA2995		MEASUREMENT REPORT (CERTIFICATION)	Approved by: Technical Manager
Test Report S/N: 1C2405200018-25-R1.BCG	Test Dates: 5/20/2024 - 10/1/2024	EUT Type: Tablet Device	Page 356 of 693



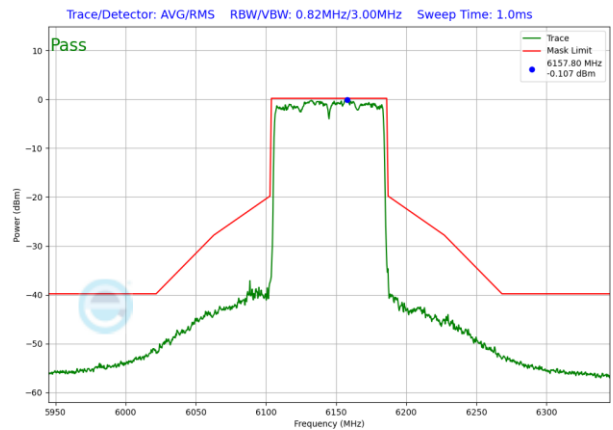
Plot 7-1231. SP In-Band Emission Plot CDD Antenna WF5T (80MHz 802.11ax RU26 (UNII Band 5) – Ch. 39)



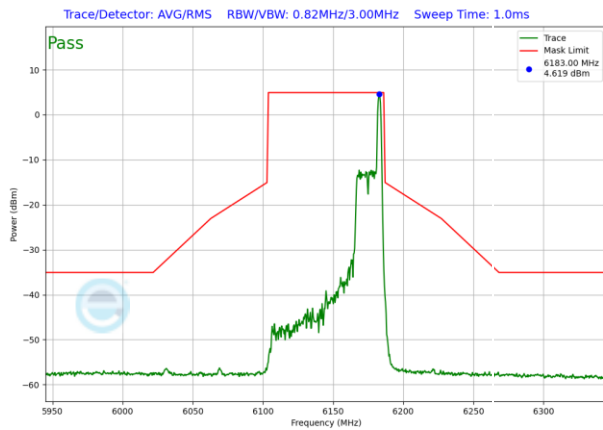
Plot 7-1234. SP In-Band Emission Plot CDD Antenna 3b (80MHz 802.11ax RU26 (UNII Band 5) – Ch. 39)



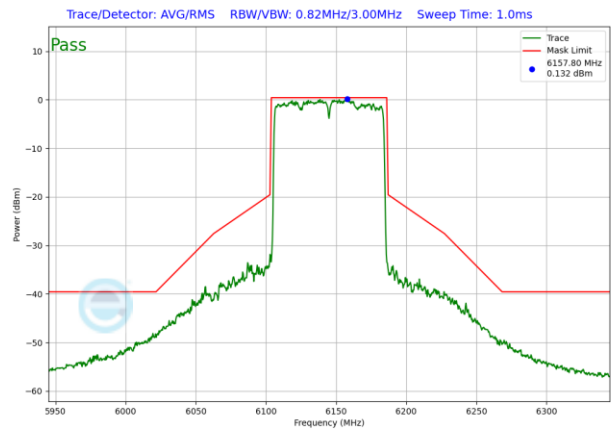
Plot 7-1232. SP In-Band Emission Plot CDD Antenna 3b (80MHz 802.11ax RU26 (UNII Band 5) – Ch. 39)




Plot 7-1235. SP In-Band Emission Plot CDD Antenna WF5T (80MHz 802.11ax RU996 (UNII Band 5) – Ch. 39)

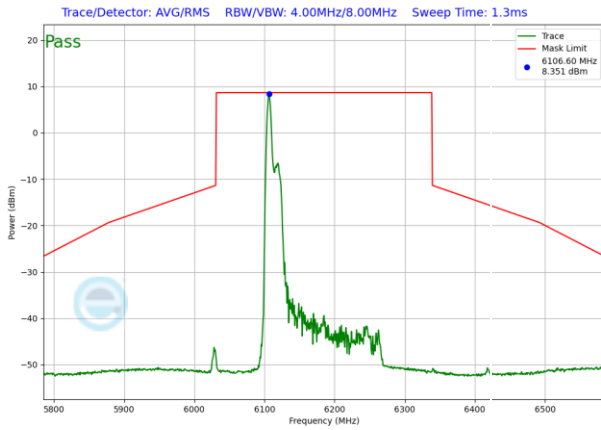


Plot 7-1233. SP In-Band Emission Plot CDD Antenna WF5T (80MHz 802.11ax RU26 (UNII Band 5) – Ch. 39)

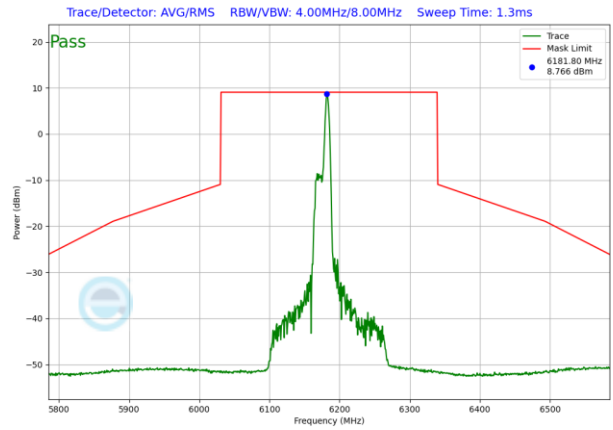


Plot 7-1236. SP In-Band Emission Plot CDD Antenna 3b (80MHz 802.11ax RU996 (UNII Band 5) – Ch. 39)

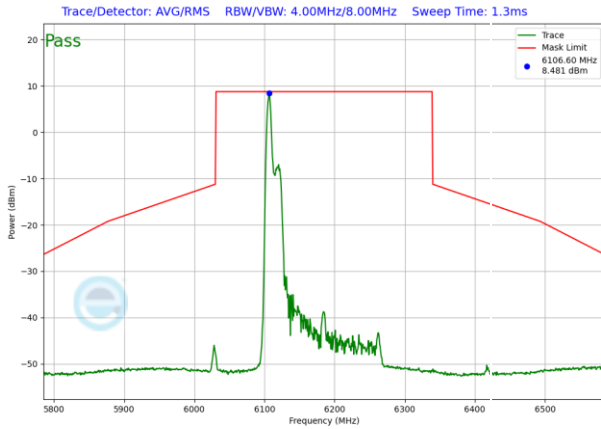
FCC ID: BCGA2995		MEASUREMENT REPORT (CERTIFICATION)	Approved by: Technical Manager
Test Report S/N: 1C2405200018-25-R1.BCG	Test Dates: 5/20/2024 - 10/1/2024		EUT Type: Tablet Device



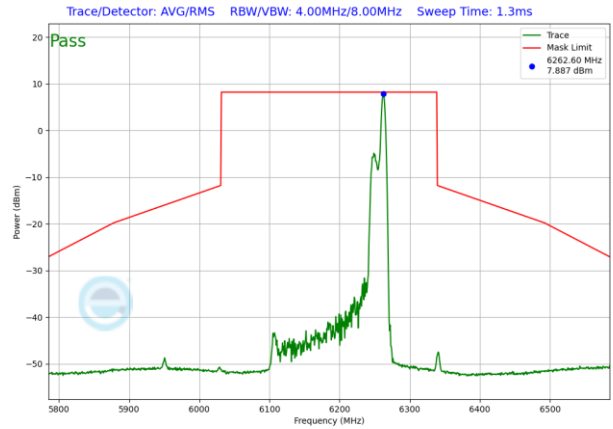
Plot 7-1237. SP In-Band Emission Plot CDD Antenna WF5T (160MHz 802.11ax RU26 (UNII Band 5) – Ch. 47)



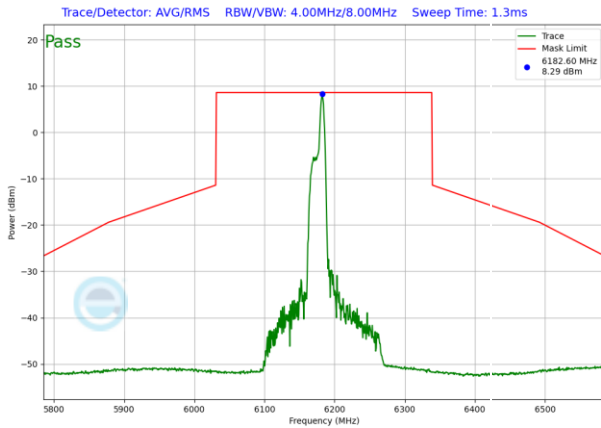
Plot 7-1240. SP In-Band Emission Plot CDD Antenna 3b (160MHz 802.11ax RU26 (UNII Band 5) – Ch. 47)



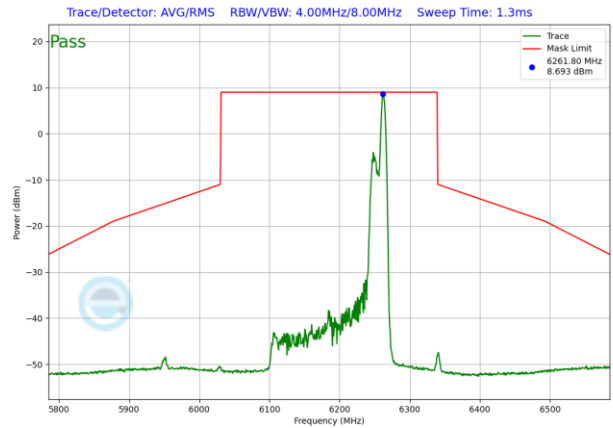
Plot 7-1238. SP In-Band Emission Plot CDD Antenna 3b (160MHz 802.11ax RU26 (UNII Band 5) – Ch. 47)



Plot 7-1241. SP In-Band Emission Plot CDD Antenna WF5T (160MHz 802.11ax RU26 (UNII Band 5) – Ch. 47)



Plot 7-1239. SP In-Band Emission Plot CDD Antenna WF5T (160MHz 802.11ax RU26 (UNII Band 5) – Ch. 47)



Plot 7-1242. SP In-Band Emission Plot CDD Antenna 3b (160MHz 802.11ax RU26 (UNII Band 5) – Ch. 47)

FCC ID: BCGA2995		MEASUREMENT REPORT (CERTIFICATION)	Approved by: Technical Manager
Test Report S/N: 1C2405200018-25-R1.BCG	Test Dates: 5/20/2024 - 10/1/2024	EUT Type: Tablet Device	Page 358 of 693