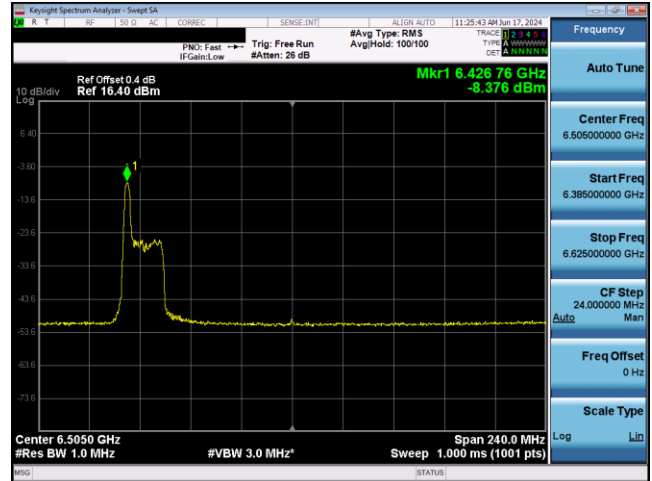
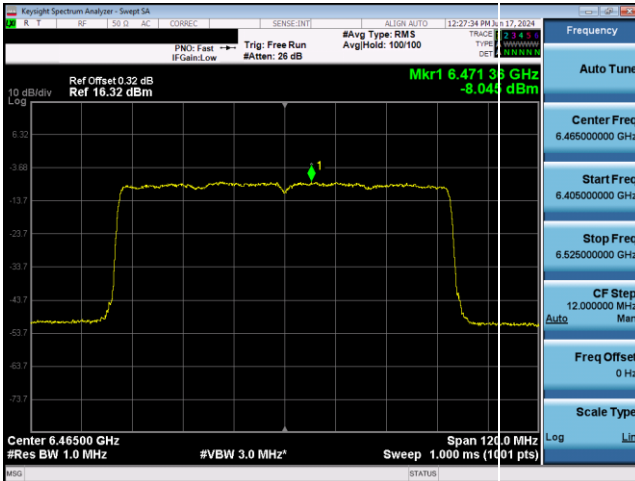


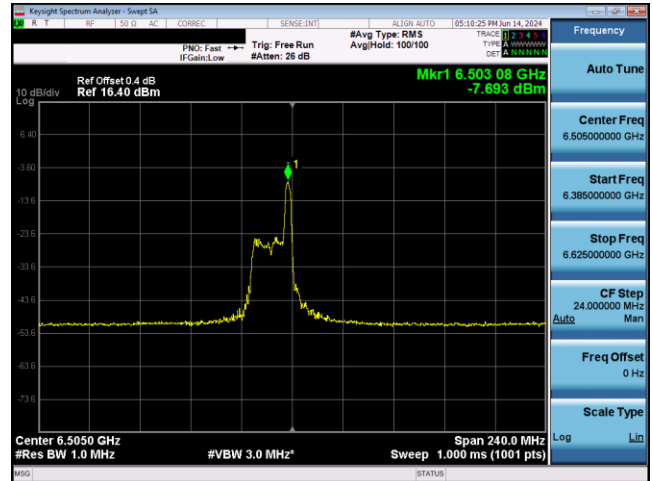
Plot 7-817. LPI Power Spectral Density Plot SDM Antenna 5T (80MHz 802.11ax RU996 (UNII Band 6) – Ch. 103)



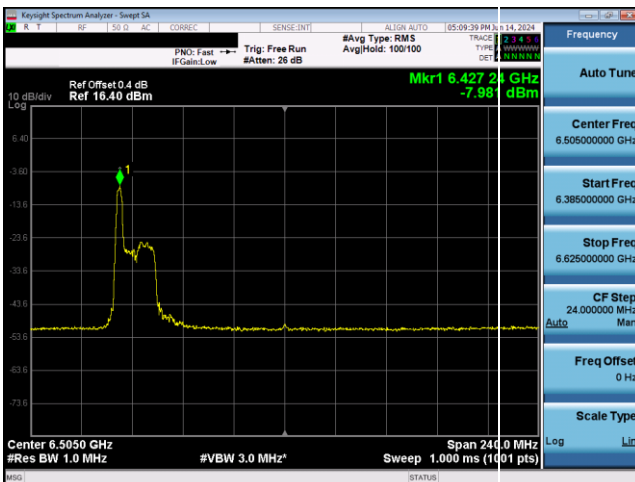
Plot 7-820. LPI Power Spectral Density Plot SDM Antenna 3b (160MHz 802.11ax RU26 (UNII Band 6) – Ch. 111)



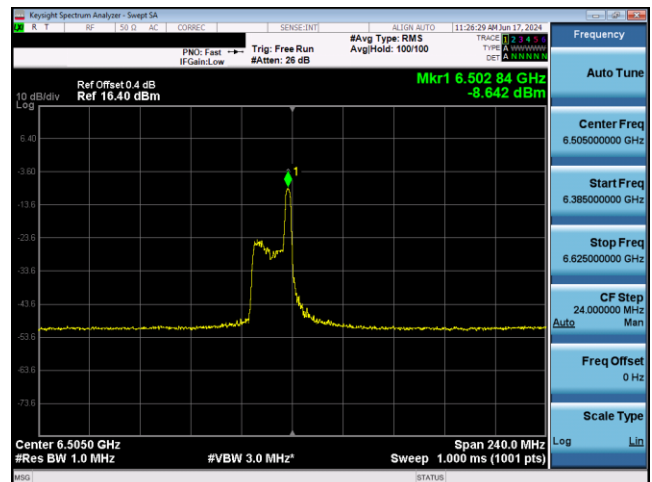
Plot 7-818. LPI Power Spectral Density Plot SDM Antenna 3b (80MHz 802.11ax RU996 (UNII Band 6) – Ch. 103)



Plot 7-821. LPI Power Spectral Density Plot SDM Antenna 5T (160MHz 802.11ax RU26 (UNII Band 6) – Ch. 111)

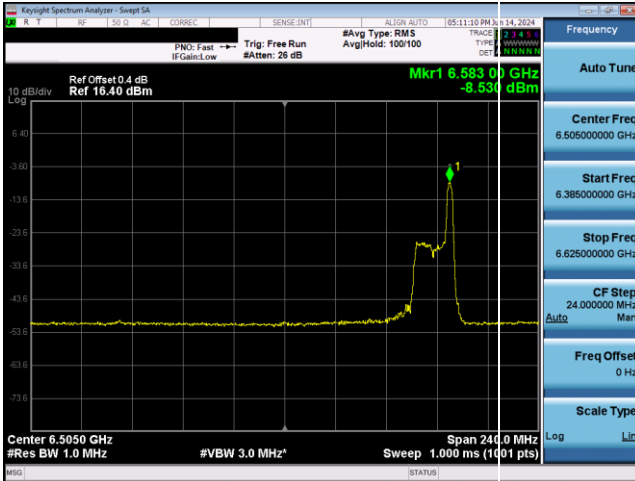


Plot 7-819. LPI Power Spectral Density Plot SDM Antenna 5T (160MHz 802.11ax RU26 (UNII Band 6) – Ch. 111)

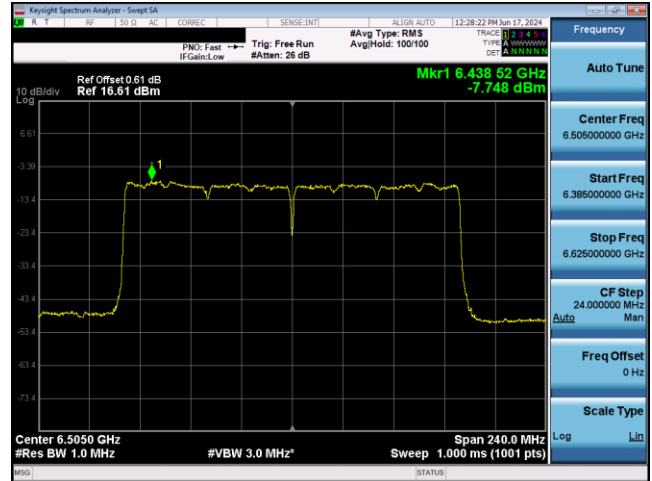


Plot 7-822. LPI Power Spectral Density Plot SDM Antenna 3b (160MHz 802.11ax RU26 (UNII Band 6) – Ch. 111)

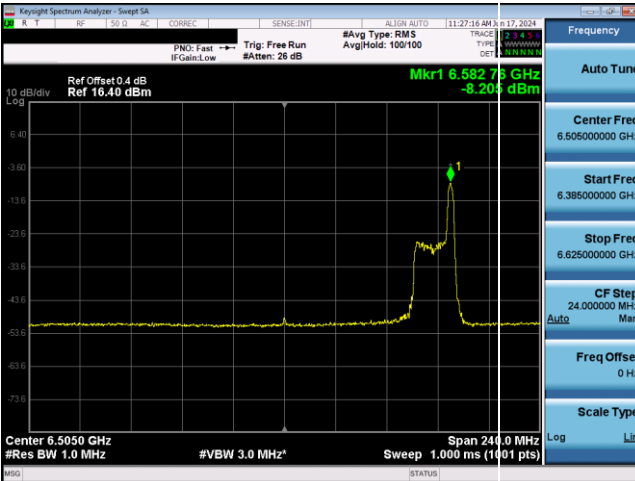
FCC ID: BCGA2995		MEASUREMENT REPORT (CERTIFICATION)	Approved by: Technical Manager
Test Report S/N: 1C2405200018-25-R1.BCG	Test Dates: 5/20/2024 - 10/1/2024	EUT Type: Tablet Device	Page 270 of 693



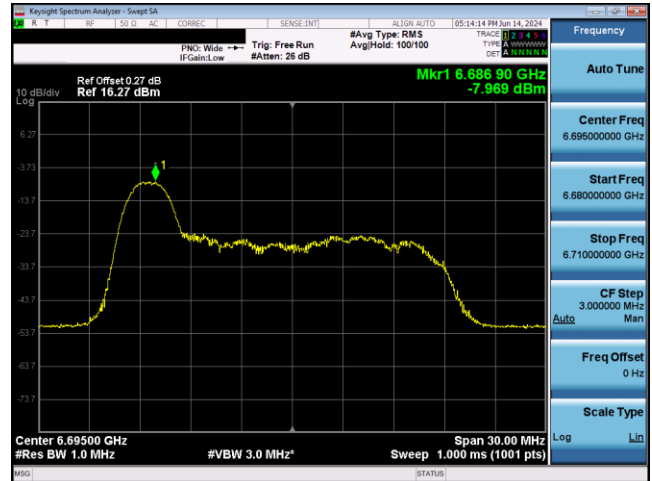
Plot 7-823. LPI Power Spectral Density Plot SDM Antenna 5T (160MHz 802.11ax RU26 (UNII Band 6) – Ch. 111)



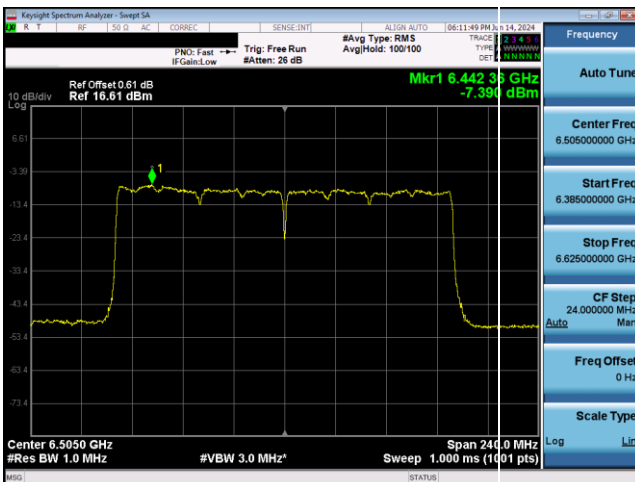
Plot 7-826. LPI Power Spectral Density Plot SDM Antenna 3b (160MHz 802.11ax RU996x2 (UNII Band 6) – Ch. 111)



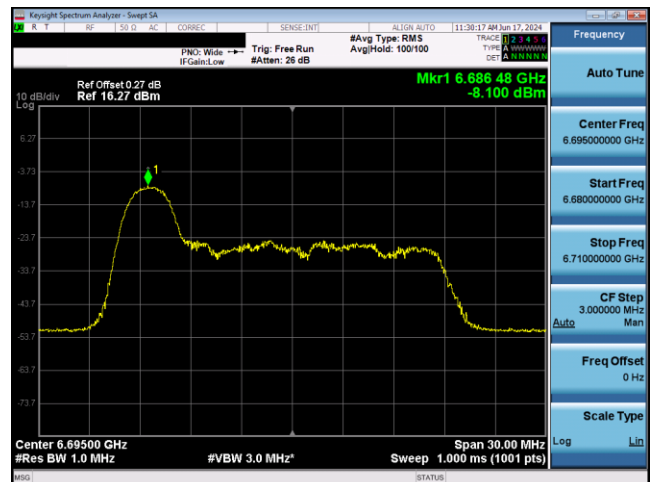
Plot 7-824. LPI Power Spectral Density Plot SDM Antenna 3b (160MHz 802.11ax RU26 (UNII Band 6) – Ch. 111)



Plot 7-827. LPI Power Spectral Density Plot SDM Antenna 5T (20MHz 802.11ax RU26 (UNII Band 7) – Ch. 149)

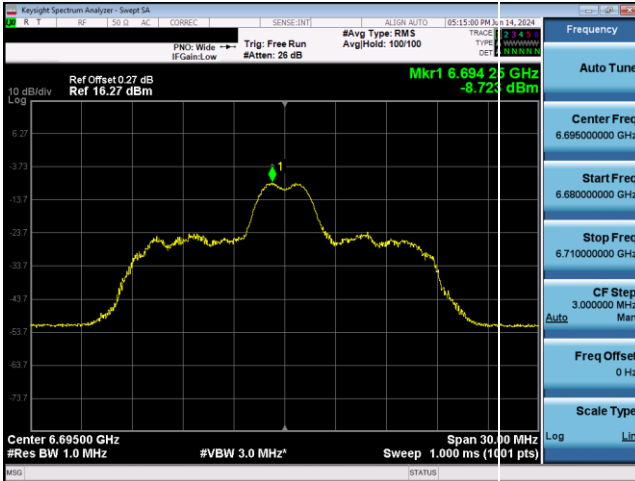


Plot 7-825. LPI Power Spectral Density Plot SDM Antenna 5T (160MHz 802.11ax RU996x2 (UNII Band 6) – Ch. 111)

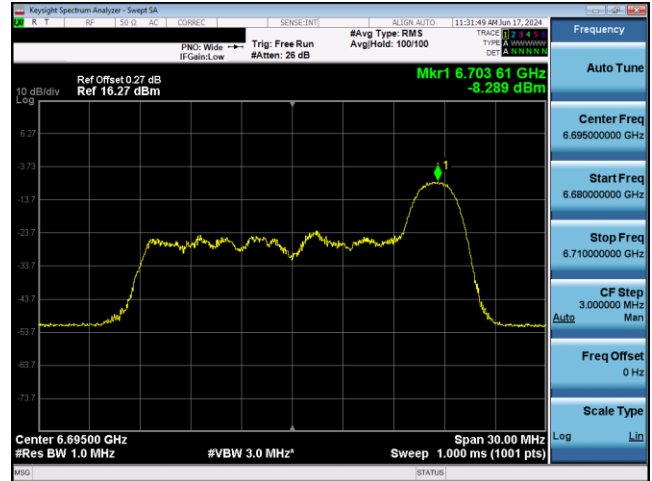


Plot 7-828. LPI Power Spectral Density Plot SDM Antenna 3b (20MHz 802.11ax RU26 (UNII Band 7) – Ch. 149)

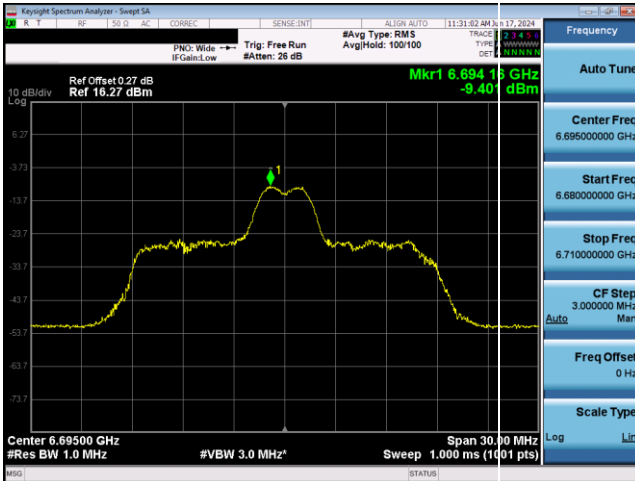
FCC ID: BCGA2995		MEASUREMENT REPORT (CERTIFICATION)	Approved by: Technical Manager
Test Report S/N: 1C2405200018-25-R1.BCG	Test Dates: 5/20/2024 - 10/1/2024	EUT Type: Tablet Device	Page 271 of 693



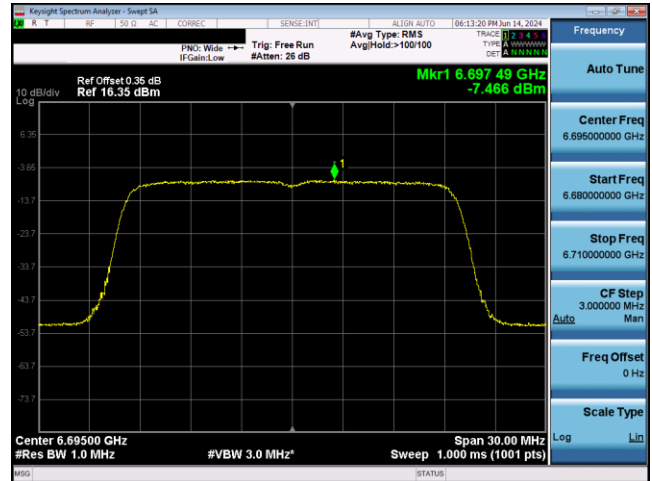
Plot 7-829. LPI Power Spectral Density Plot SDM Antenna 5T (20MHz 802.11ax RU26 (UNII Band 7) – Ch. 149)



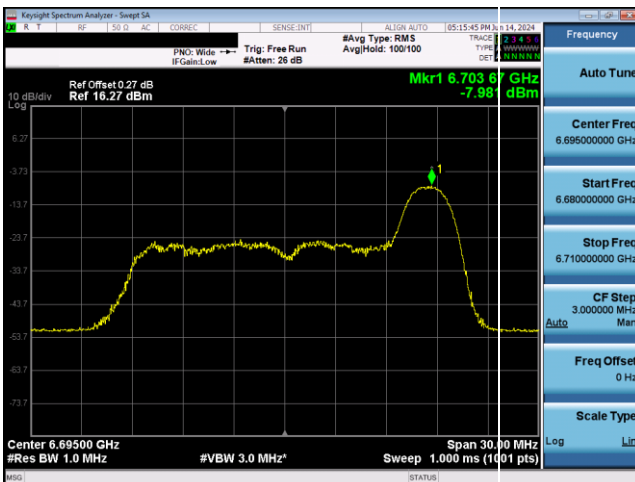
Plot 7-832. LPI Power Spectral Density Plot SDM Antenna 3b (20MHz 802.11ax RU26 (UNII Band 7) – Ch. 149)



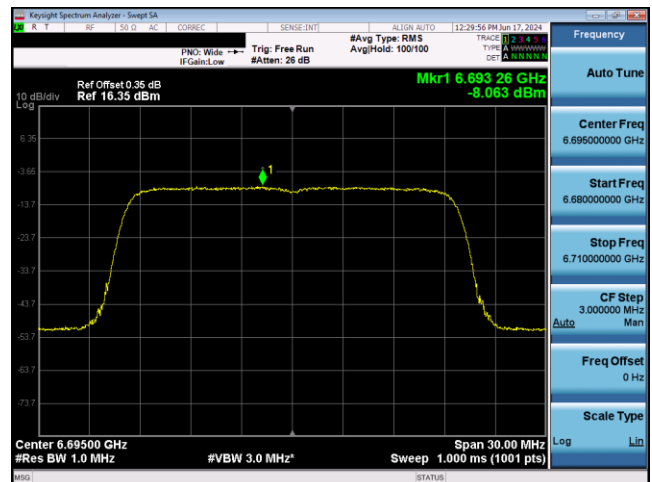
Plot 7-830. LPI Power Spectral Density Plot SDM Antenna 3b (20MHz 802.11ax RU26 (UNII Band 7) – Ch. 149)



Plot 7-833. LPI Power Spectral Density Plot SDM Antenna 5T (20MHz 802.11ax RU242 (UNII Band 7) – Ch. 149)

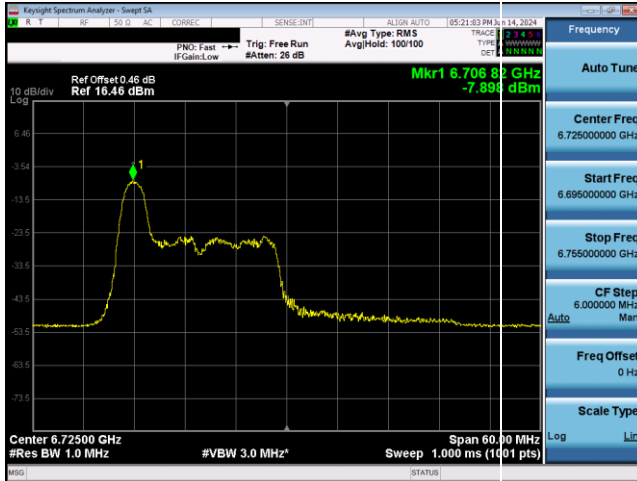


Plot 7-831. LPI Power Spectral Density Plot SDM Antenna 5T (20MHz 802.11ax RU26 (UNII Band 7) – Ch. 149)

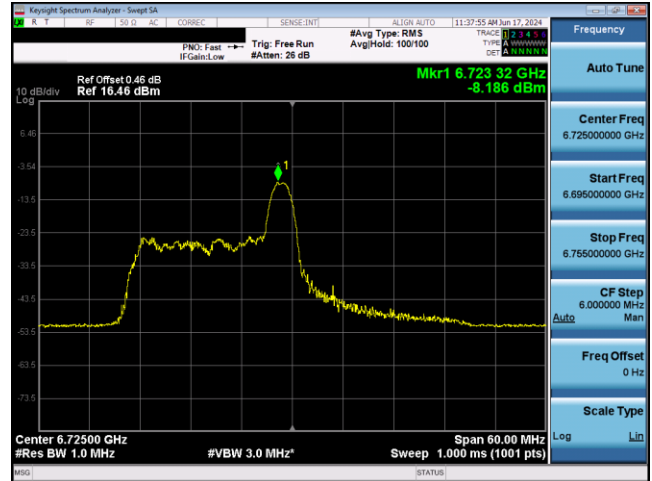


Plot 7-834. LPI Power Spectral Density Plot SDM Antenna 3b (20MHz 802.11ax RU242 (UNII Band 7) – Ch. 149)

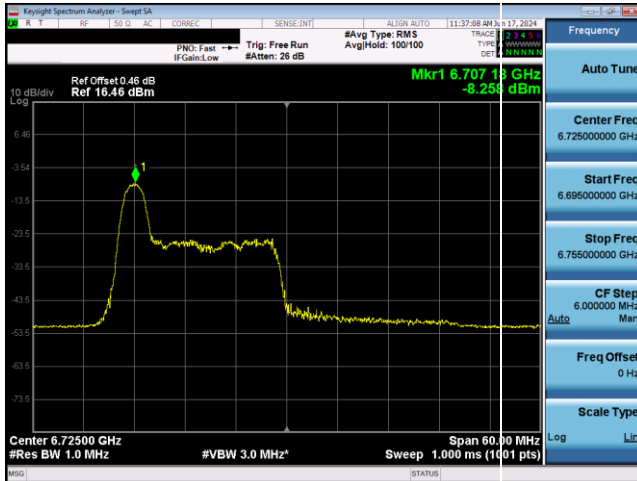
FCC ID: BCGA2995		MEASUREMENT REPORT (CERTIFICATION)	Approved by: Technical Manager
Test Report S/N: 1C2405200018-25-R1.BCG	Test Dates: 5/20/2024 - 10/1/2024	EUT Type: Tablet Device	Page 272 of 693



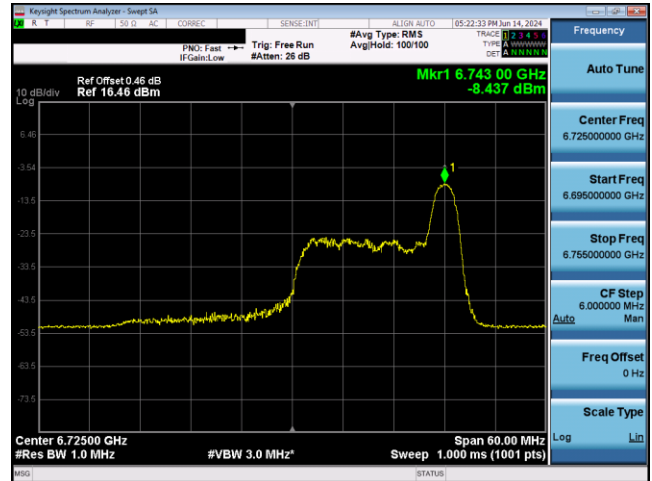
Plot 7-835. LPI Power Spectral Density Plot SDM Antenna 5T (40MHz 802.11ax RU26 (UNII Band 7) – Ch. 155)



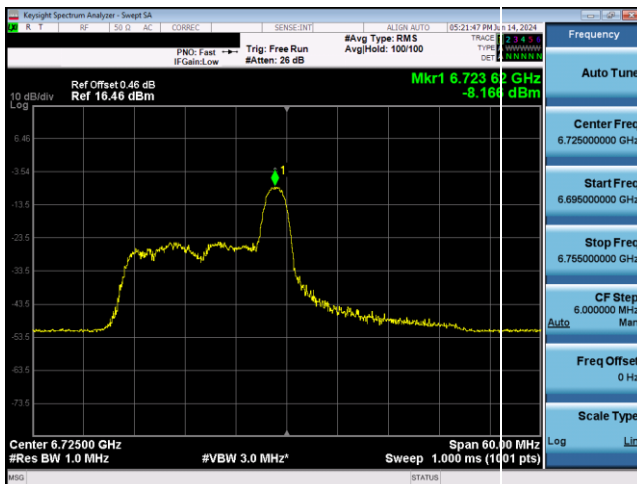
Plot 7-838. LPI Power Spectral Density Plot SDM Antenna 3b (40MHz 802.11ax RU26 (UNII Band 7) – Ch. 155)



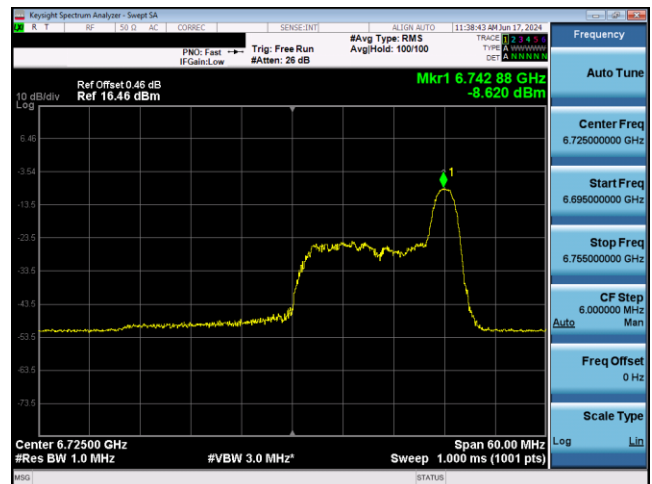
Plot 7-836. LPI Power Spectral Density Plot SDM Antenna 3b (40MHz 802.11ax RU26 (UNII Band 7) – Ch. 155)



Plot 7-839. LPI Power Spectral Density Plot SDM Antenna 5T (40MHz 802.11ax RU26 (UNII Band 7) – Ch. 155)

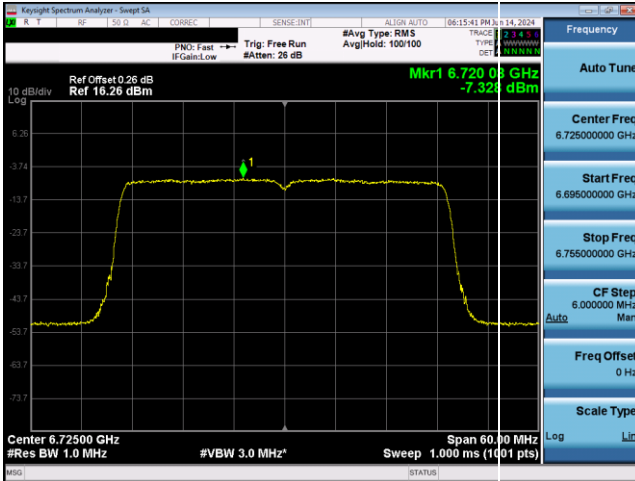


Plot 7-837. LPI Power Spectral Density Plot SDM Antenna 5T (40MHz 802.11ax RU26 (UNII Band 7) – Ch. 155)

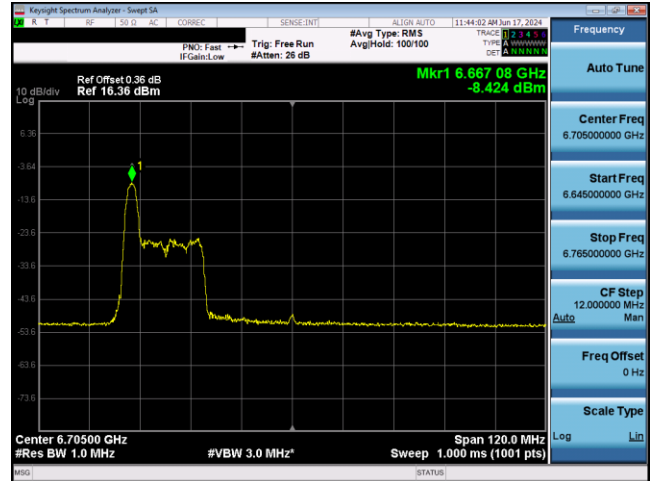


Plot 7-840. LPI Power Spectral Density Plot SDM Antenna 3b (40MHz 802.11ax RU26 (UNII Band 7) – Ch. 155)

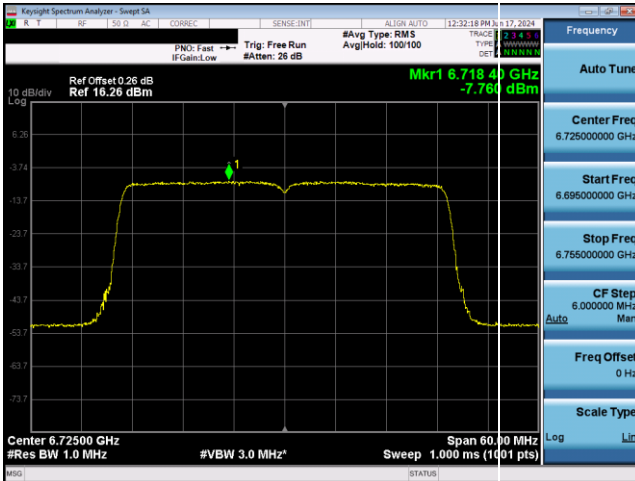
FCC ID: BCGA2995		MEASUREMENT REPORT (CERTIFICATION)	Approved by: Technical Manager
Test Report S/N: 1C2405200018-25-R1.BCG	Test Dates: 5/20/2024 - 10/1/2024		EUT Type: Tablet Device



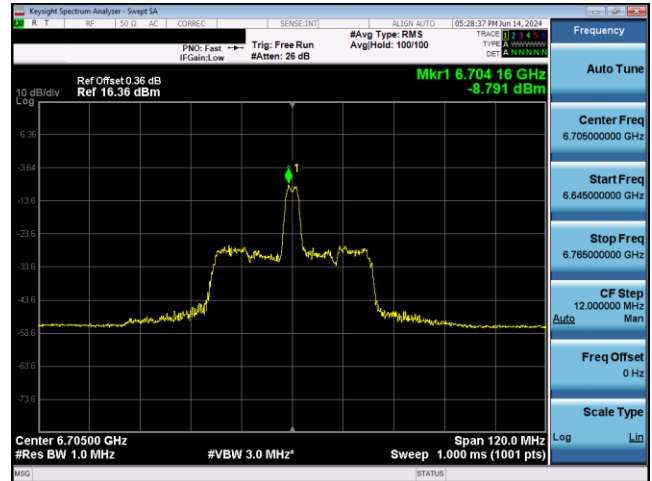
Plot 7-841. LPI Power Spectral Density Plot SDM Antenna 5T (40MHz 802.11ax RU484 (UNII Band 7) – Ch. 155)



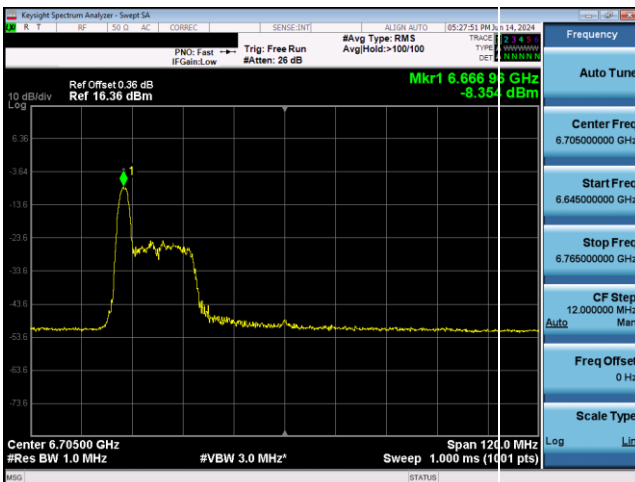
Plot 7-844. LPI Power Spectral Density Plot SDM Antenna 3b (80MHz 802.11ax RU26 (UNII Band 7) – Ch. 151)



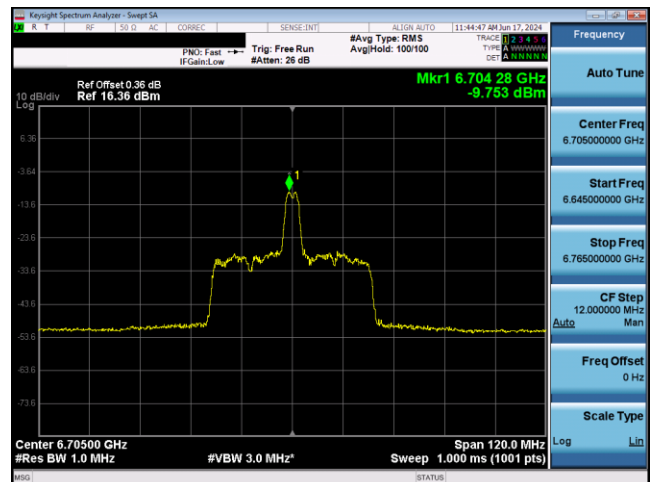
Plot 7-842. LPI Power Spectral Density Plot SDM Antenna 3b (40MHz 802.11ax RU484 (UNII Band 7) – Ch. 155)



Plot 7-845. LPI Power Spectral Density Plot SDM Antenna 5T (80MHz 802.11ax RU26 (UNII Band 7) – Ch. 151)

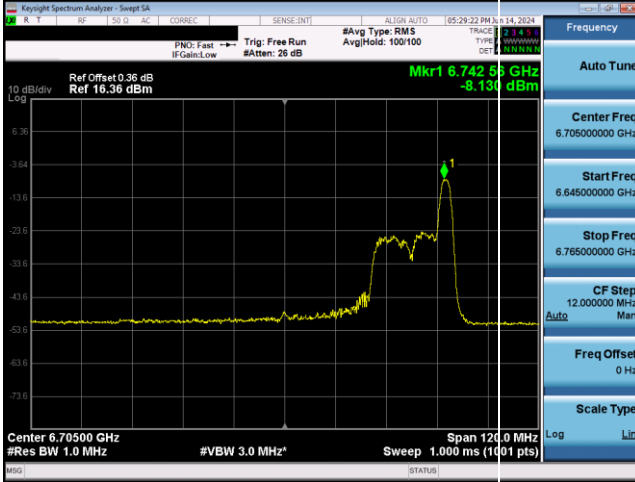


Plot 7-843. LPI Power Spectral Density Plot SDM Antenna 5T (80MHz 802.11ax RU26 (UNII Band 7) – Ch. 151)

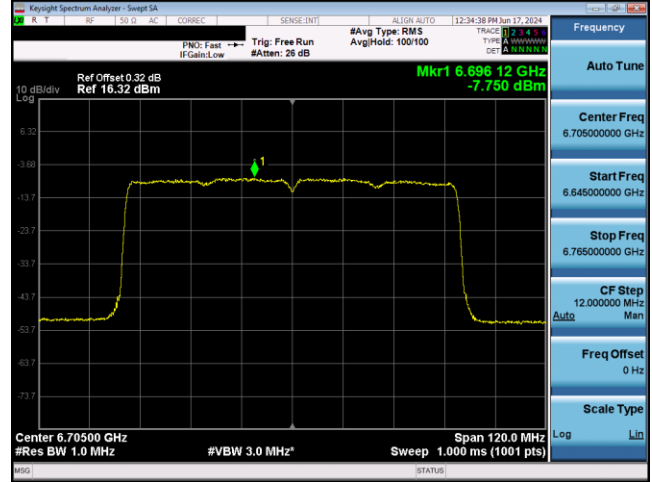


Plot 7-846. LPI Power Spectral Density Plot SDM Antenna 3b (80MHz 802.11ax RU26 (UNII Band 7) – Ch. 151)

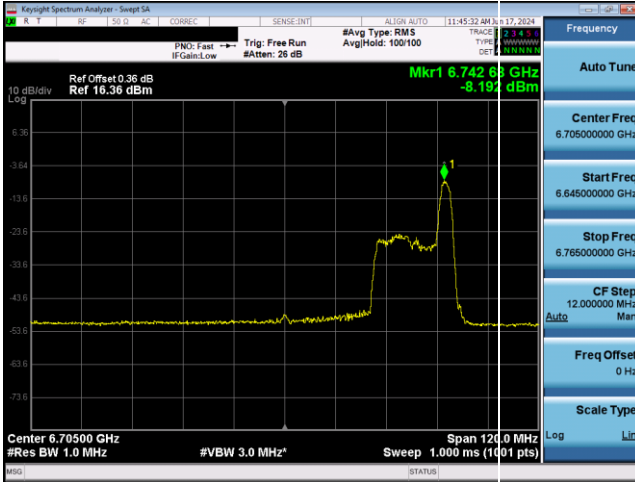
FCC ID: BCGA2995		MEASUREMENT REPORT (CERTIFICATION)	Approved by: Technical Manager
Test Report S/N: 1C2405200018-25-R1.BCG	Test Dates: 5/20/2024 - 10/1/2024	EUT Type: Tablet Device	Page 274 of 693



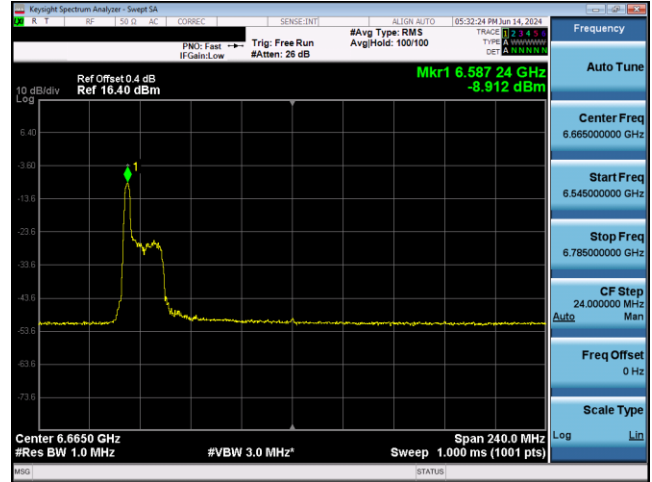
Plot 7-847. LPI Power Spectral Density Plot SDM Antenna 5T (80MHz) 802.11ax RU26 (UNII Band 7) – Ch. 151



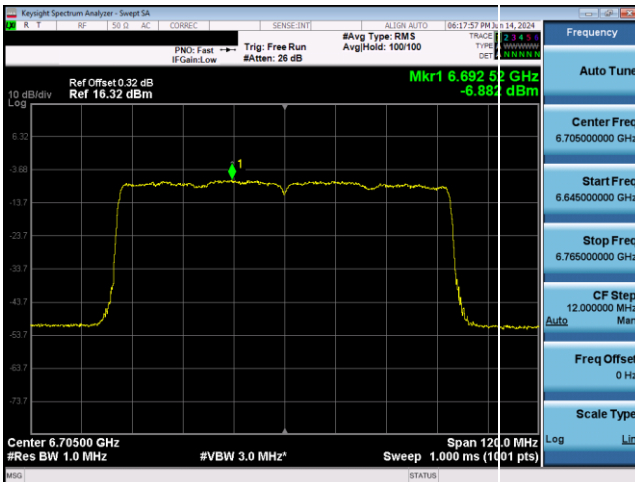
Plot 7-850. LPI Power Spectral Density Plot SDM Antenna 3b (80MHz) 802.11ax RU996 (UNII Band 7) – Ch. 151



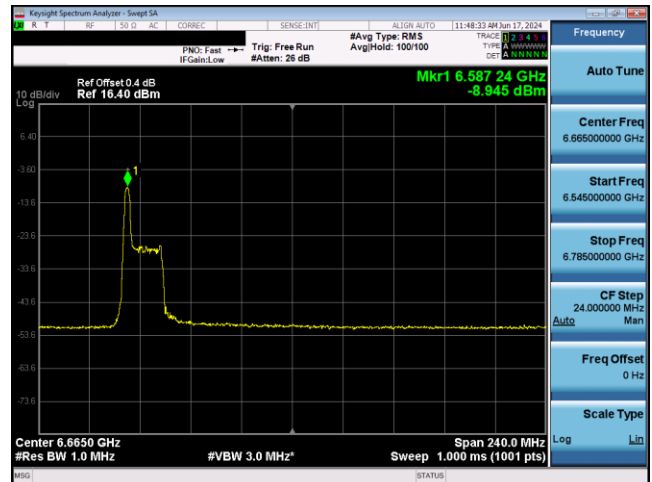
Plot 7-848. LPI Power Spectral Density Plot SDM Antenna 3b (80MHz) 802.11ax RU26 (UNII Band 7) – Ch. 151



Plot 7-851. LPI Power Spectral Density Plot SDM Antenna 5T (160MHz) 802.11ax RU26 (UNII Band 7) – Ch. 143

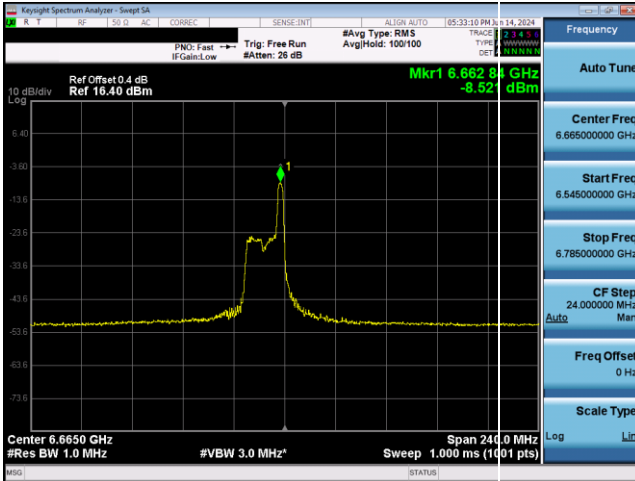


Plot 7-849. LPI Power Spectral Density Plot SDM Antenna 5T (80MHz) 802.11ax RU996 (UNII Band 7) – Ch. 151

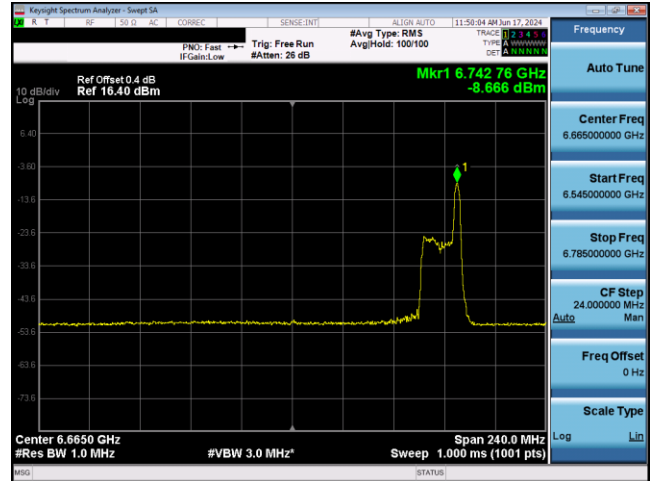


Plot 7-852. LPI Power Spectral Density Plot SDM Antenna 3b (160MHz) 802.11ax RU26 (UNII Band 7) – Ch. 143

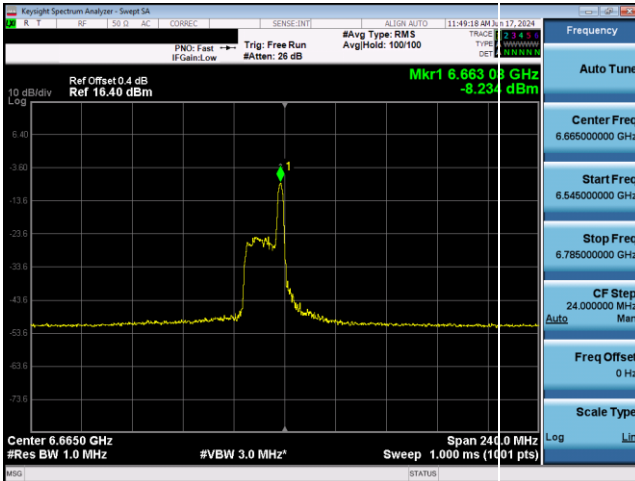
FCC ID: BCGA2995		MEASUREMENT REPORT (CERTIFICATION)	Approved by: Technical Manager
Test Report S/N: 1C2405200018-25-R1.BCG	Test Dates: 5/20/2024 - 10/1/2024		EUT Type: Tablet Device



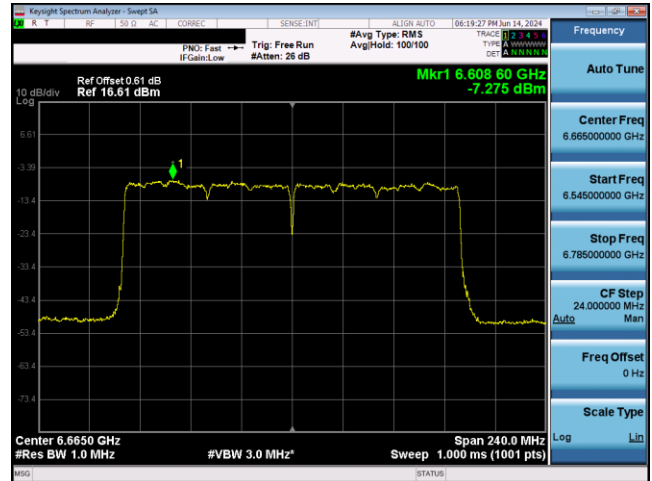
Plot 7-853. LPI Power Spectral Density Plot SDM Antenna 5T (160MHz 802.11ax RU26 (UNII Band 7) – Ch. 143)



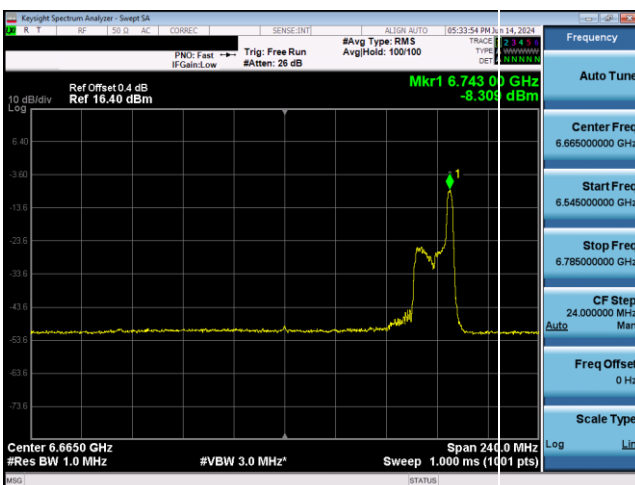
Plot 7-856. LPI Power Spectral Density Plot SDM Antenna 3b (160MHz 802.11ax RU26 (UNII Band 7) – Ch. 143)



Plot 7-854. LPI Power Spectral Density Plot SDM Antenna 3b (160MHz 802.11ax RU26 (UNII Band 7) – Ch. 143)



Plot 7-857. LPI Power Spectral Density Plot SDM Antenna 5T (160MHz 802.11ax RU996x2 (UNII Band 7) – Ch. 143)

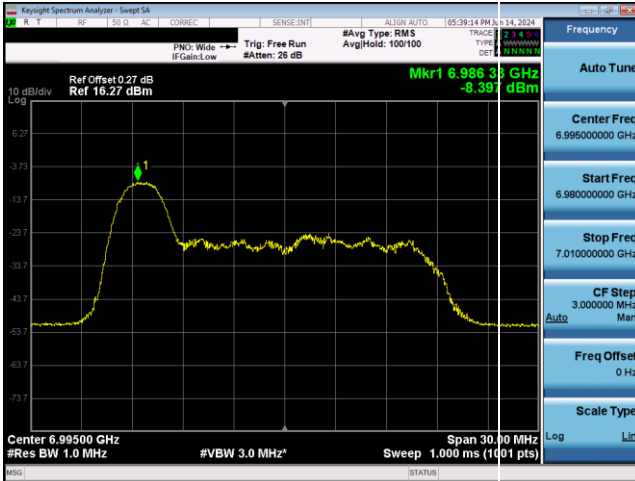


Plot 7-855. LPI Power Spectral Density Plot SDM Antenna 5T (160MHz 802.11ax RU26 (UNII Band 7) – Ch. 143)

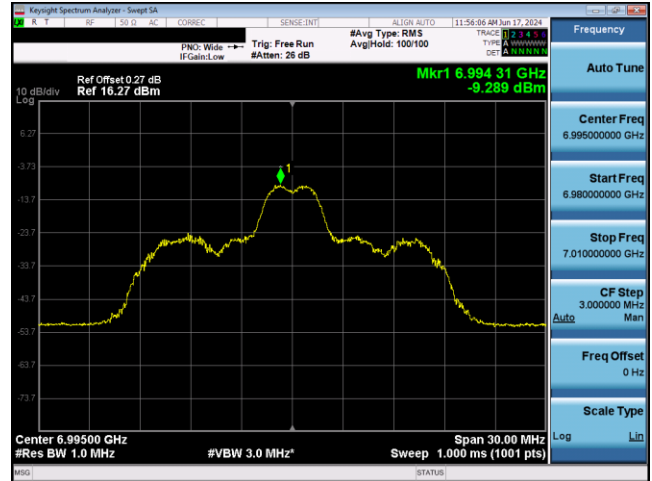


Plot 7-858. LPI Power Spectral Density Plot SDM Antenna 3b (160MHz 802.11ax RU996x2 (UNII Band 7) – Ch. 143)

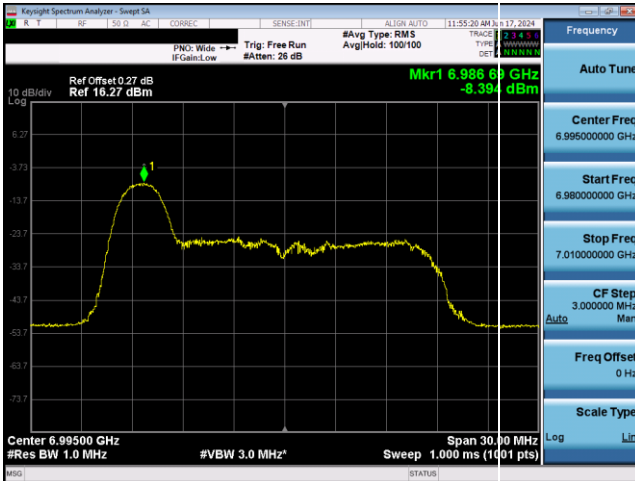
FCC ID: BCGA2995		MEASUREMENT REPORT (CERTIFICATION)	Approved by: Technical Manager
Test Report S/N: 1C2405200018-25-R1.BCG	Test Dates: 5/20/2024 - 10/1/2024	EUT Type: Tablet Device	Page 276 of 693



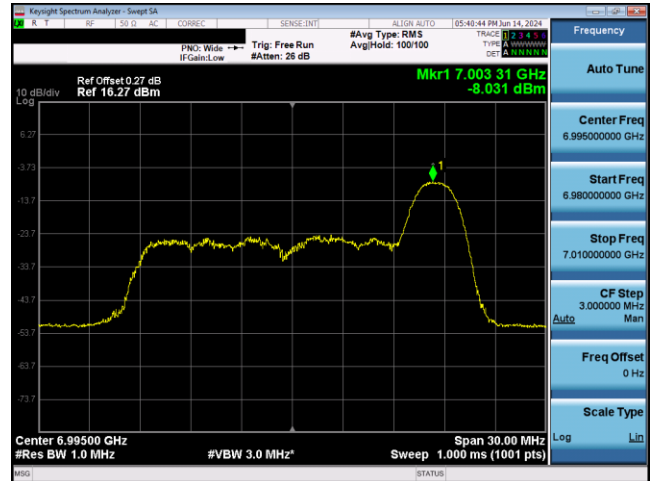
Plot 7-859. LPI Power Spectral Density Plot SDM Antenna 5T (20MHz 802.11ax RU26 (UNII Band 8) – Ch. 209)



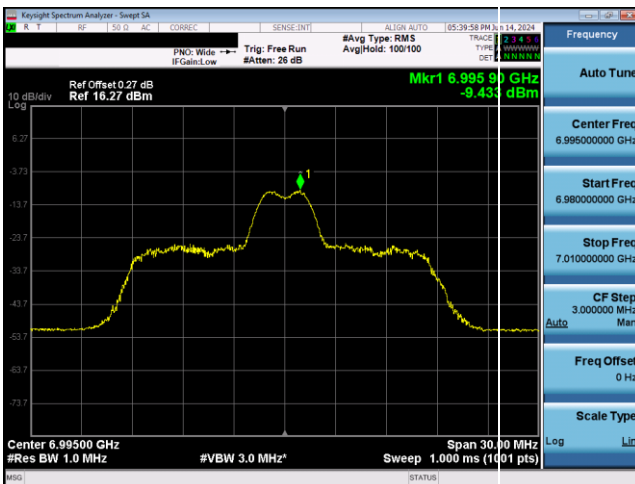
Plot 7-862. LPI Power Spectral Density Plot SDM Antenna 3b (20MHz 802.11ax RU26 (UNII Band 8) – Ch. 209)



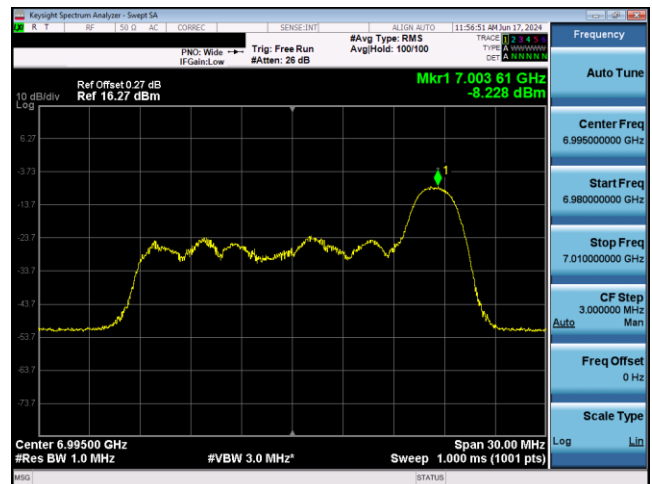
Plot 7-860. LPI Power Spectral Density Plot SDM Antenna 3b (20MHz 802.11ax RU26 (UNII Band 8) – Ch. 209)



Plot 7-863. LPI Power Spectral Density Plot SDM Antenna 5T (20MHz 802.11ax RU26 (UNII Band 8) – Ch. 209)

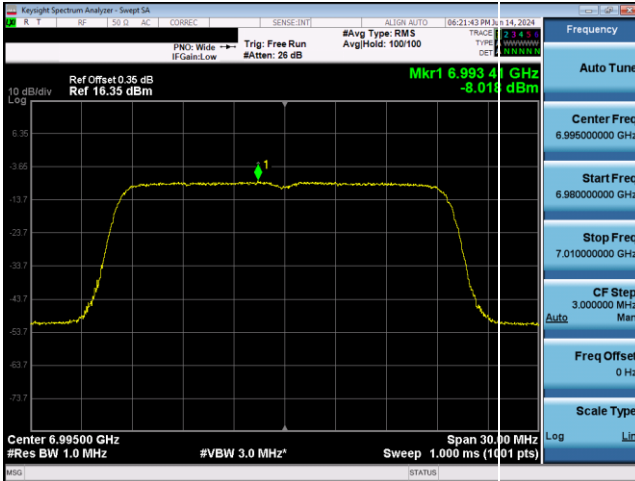


Plot 7-861. LPI Power Spectral Density Plot SDM Antenna 5T (20MHz 802.11ax RU26 (UNII Band 8) – Ch. 209)

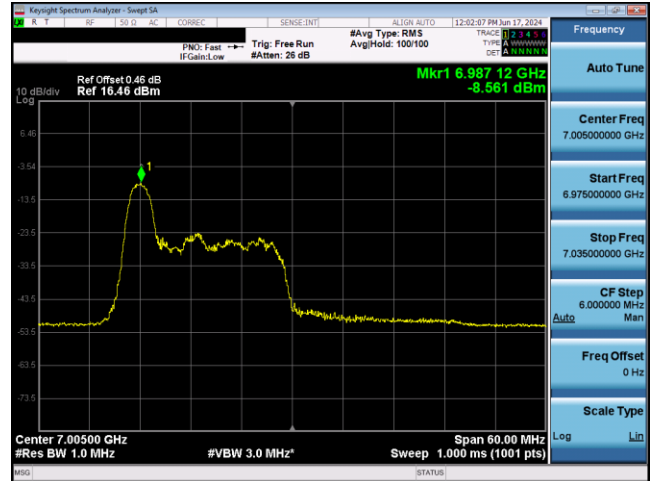


Plot 7-864. LPI Power Spectral Density Plot SDM Antenna 3b (20MHz 802.11ax RU26 (UNII Band 8) – Ch. 209)

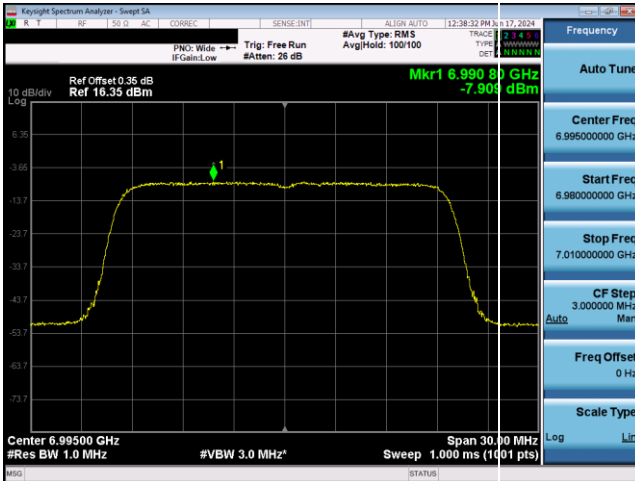
<p>FCC ID: BCGA2995</p>		<p>MEASUREMENT REPORT (CERTIFICATION)</p>	<p>Approved by: Technical Manager</p>
<p>Test Report S/N: 1C2405200018-25-R1.BCG</p>	<p>Test Dates: 5/20/2024 - 10/1/2024</p>	<p>EUT Type: Tablet Device</p>	<p>Page 277 of 693</p>



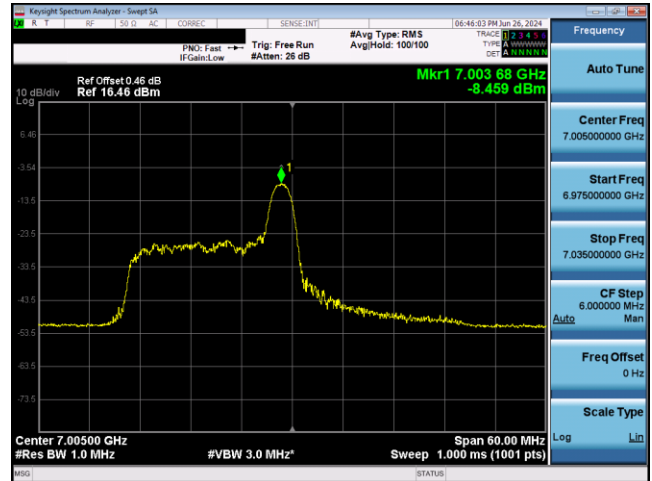
Plot 7-865. LPI Power Spectral Density Plot SDM Antenna 5T (20MHz 802.11ax RU242 (UNII Band 8) – Ch. 209)



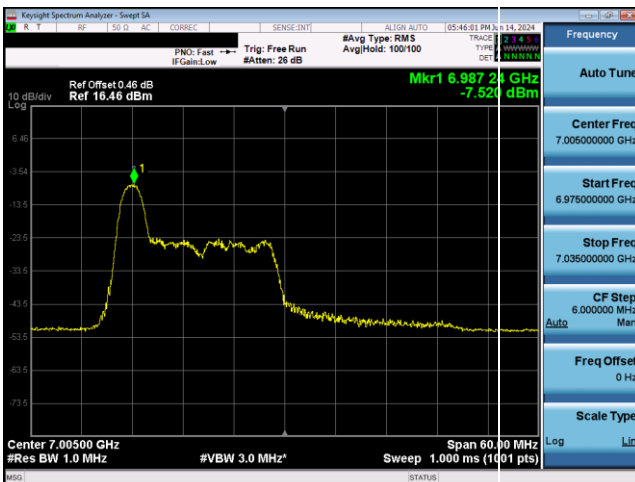
Plot 7-868. LPI Power Spectral Density Plot SDM Antenna 3b (40MHz 802.11ax RU26 (UNII Band 8) – Ch. 211)



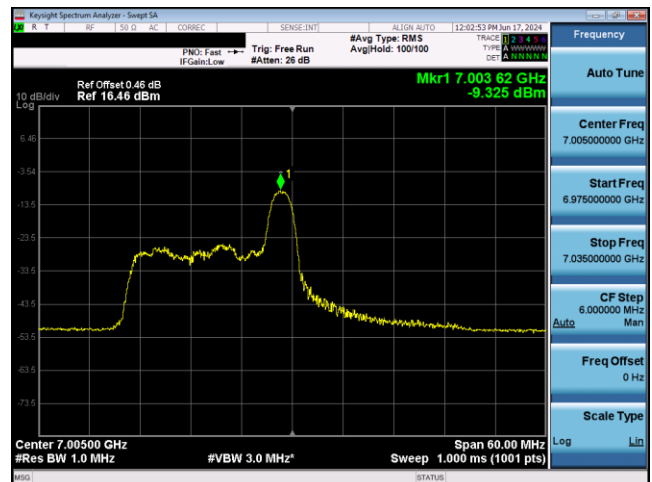
Plot 7-866. LPI Power Spectral Density Plot SDM Antenna 3b (20MHz 802.11ax RU242 (UNII Band 8) – Ch. 209)



Plot 7-869. LPI Power Spectral Density Plot SDM Antenna 5T (40MHz 802.11ax RU26 (UNII Band 8) – Ch. 211)



Plot 7-867. LPI Power Spectral Density Plot SDM Antenna 5T (40MHz 802.11ax RU26 (UNII Band 8) – Ch. 211)

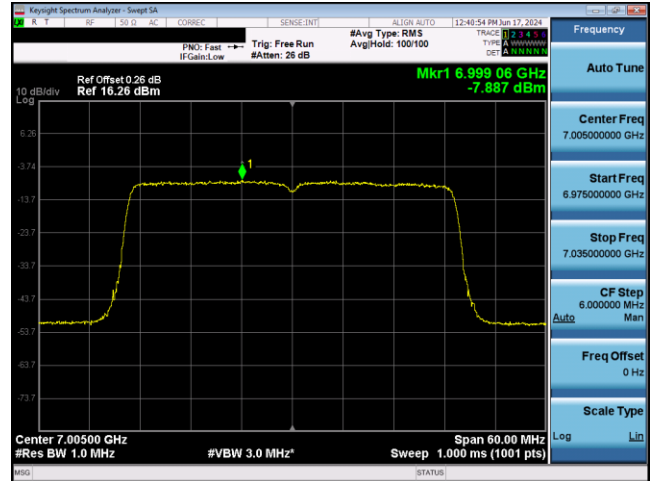


Plot 7-870. LPI Power Spectral Density Plot SDM Antenna 3b (40MHz 802.11ax RU26 (UNII Band 8) – Ch. 211)

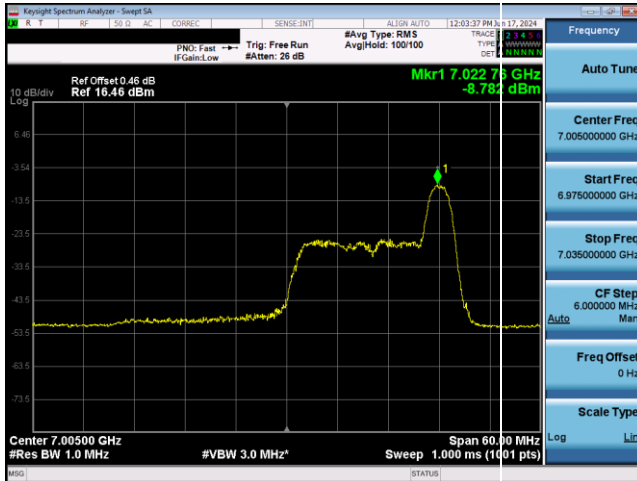
FCC ID: BCGA2995		MEASUREMENT REPORT (CERTIFICATION)	Approved by: Technical Manager
Test Report S/N: 1C2405200018-25-R1.BCG	Test Dates: 5/20/2024 - 10/1/2024	EUT Type: Tablet Device	Page 278 of 693



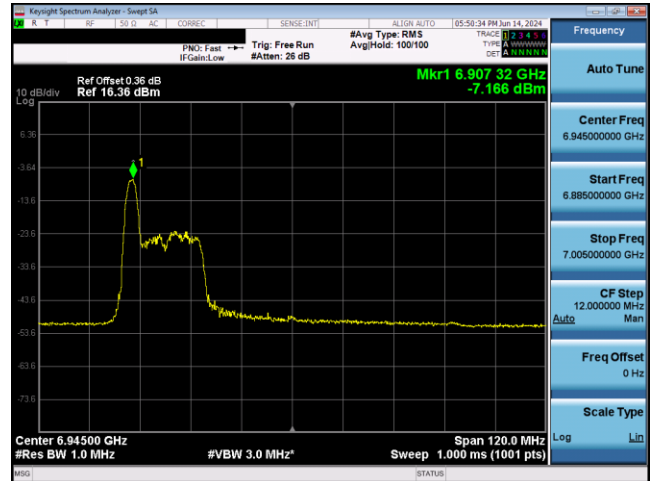
Plot 7-871. LPI Power Spectral Density Plot SDM Antenna 5T (40MHz 802.11ax RU26 (UNII Band 8) – Ch. 211)



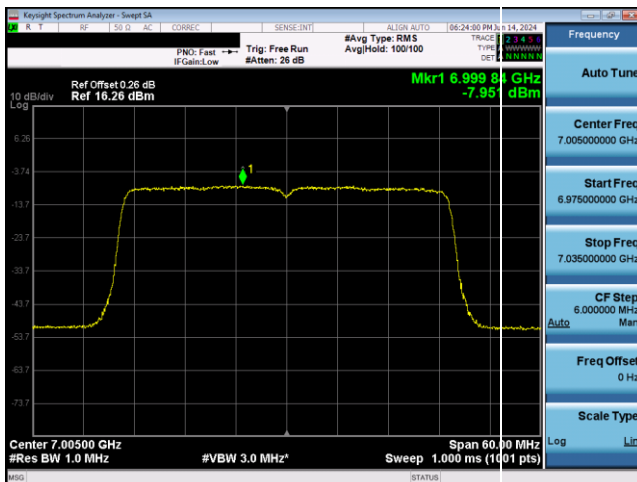
Plot 7-874. LPI Power Spectral Density Plot SDM Antenna 3b (40MHz 802.11ax RU484 (UNII Band 8) – Ch. 211)



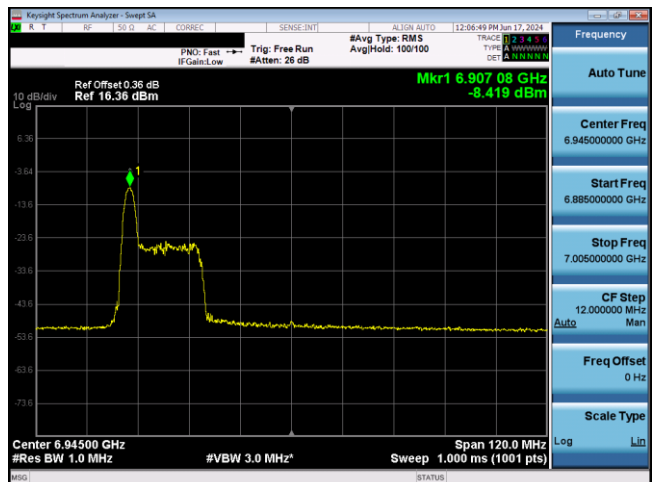
Plot 7-872. LPI Power Spectral Density Plot SDM Antenna 3b (40MHz 802.11ax RU26 (UNII Band 8) – Ch. 211)



Plot 7-875. LPI Power Spectral Density Plot SDM Antenna 5T (80MHz 802.11ax RU26 (UNII Band 8) – Ch. 199)



Plot 7-873. LPI Power Spectral Density Plot SDM Antenna 5T (40MHz 802.11ax RU484 (UNII Band 8) – Ch. 211)



Plot 7-876. LPI Power Spectral Density Plot SDM Antenna 3b (80MHz 802.11ax RU26 (UNII Band 8) – Ch. 199)

FCC ID: BCGA2995		MEASUREMENT REPORT (CERTIFICATION)	Approved by: Technical Manager
Test Report S/N: 1C2405200018-25-R1.BCG	Test Dates: 5/20/2024 - 10/1/2024	EUT Type: Tablet Device	Page 279 of 693