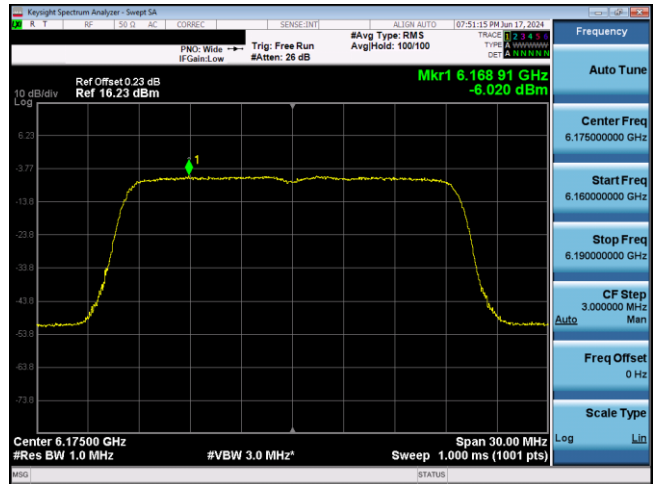
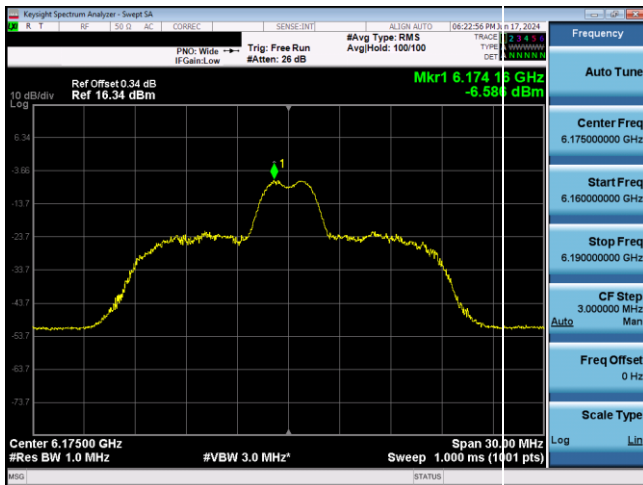


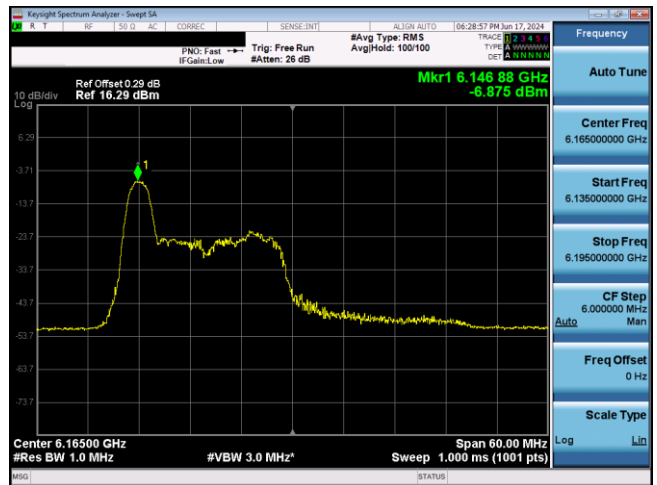
Plot 7-699. LPI Power Spectral Density Plot Antenna 1b (20MHz 802.11ax RU26 (UNII Band 5) – Ch. 45)



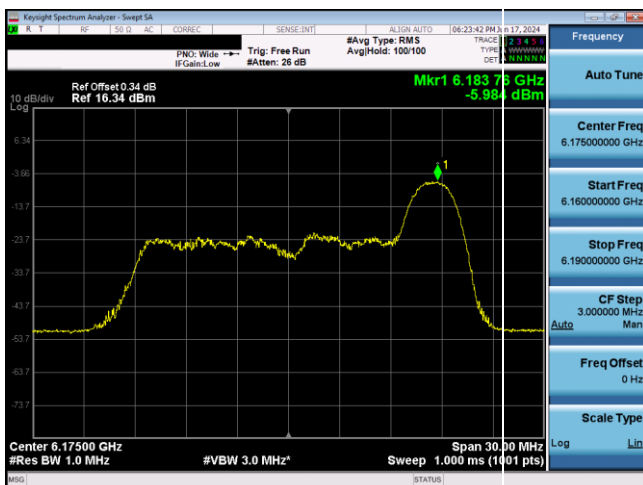
Plot 7-702. LPI Power Spectral Density Plot Antenna 1b (20MHz 802.11ax RU242 (UNII Band 5) – Ch. 45)



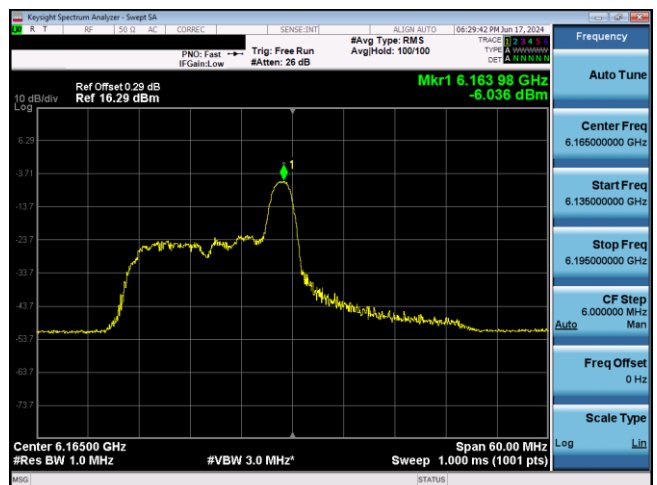
Plot 7-700. LPI Power Spectral Density Plot Antenna 1b (20MHz 802.11ax RU26 (UNII Band 5) – Ch. 45)



Plot 7-703. LPI Power Spectral Density Plot Antenna 1b (40MHz 802.11ax RU26 (UNII Band 5) – Ch. 43)

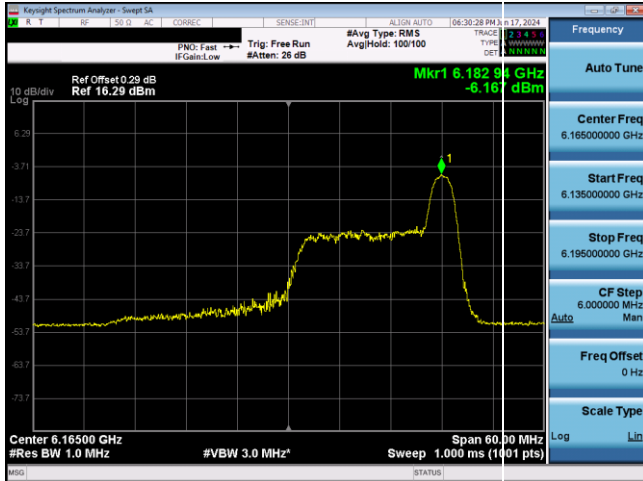


Plot 7-701. LPI Power Spectral Density Plot Antenna 1b (20MHz 802.11ax RU26 (UNII Band 5) – Ch. 45)

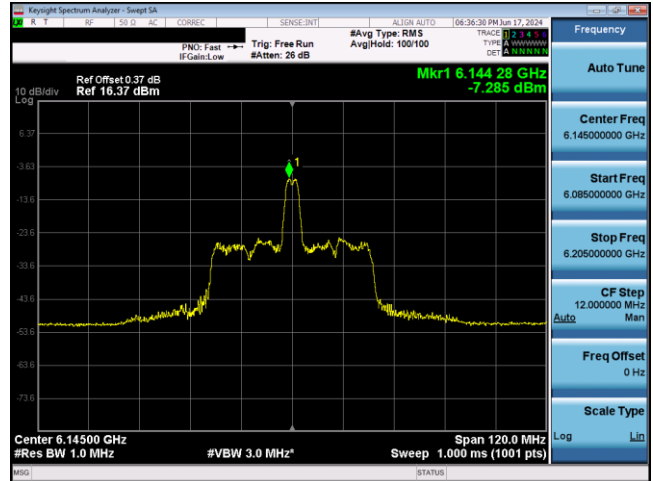


Plot 7-704. LPI Power Spectral Density Plot Antenna 1b (40MHz 802.11ax RU26 (UNII Band 5) – Ch. 43)

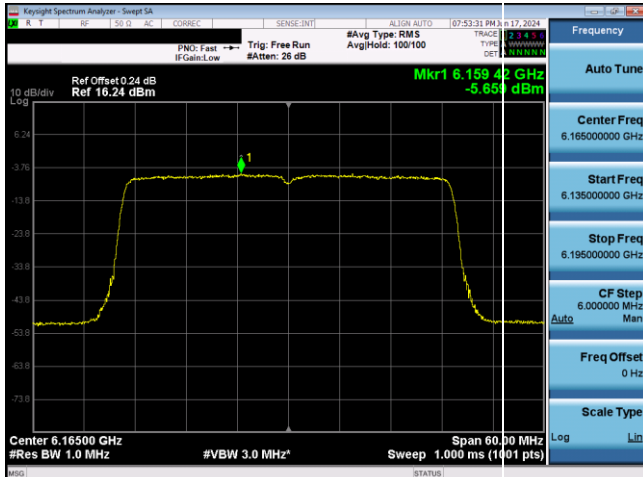
FCC ID: BCGA2995		MEASUREMENT REPORT (CERTIFICATION)	Approved by: Technical Manager
Test Report S/N: 1C2405200018-25-R1.BCG	Test Dates: 5/20/2024 - 10/1/2024	EUT Type: Tablet Device	Page 247 of 693



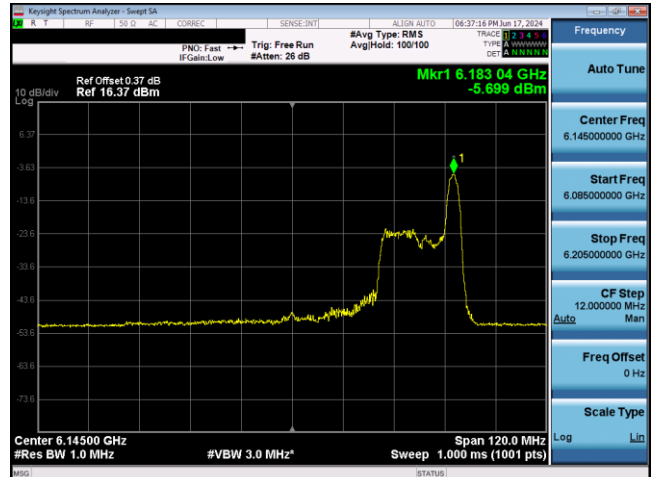
Plot 7-705. LPI Power Spectral Density Plot Antenna 1b (40MHz 802.11ax RU26 (UNII Band 5) – Ch. 43)



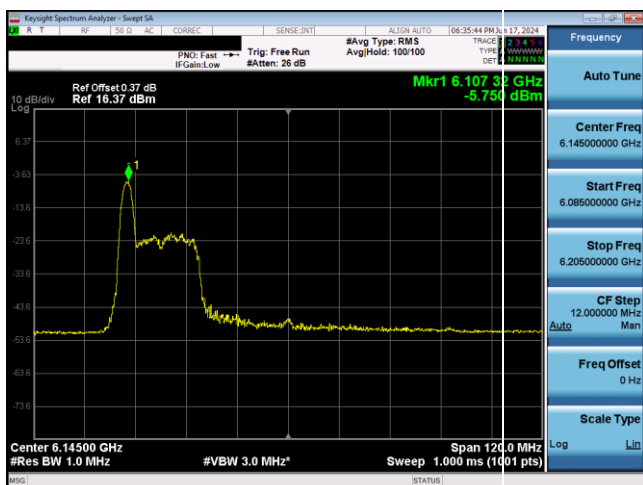
Plot 7-708. LPI Power Spectral Density Plot Antenna 1b (80MHz 802.11ax RU26 (UNII Band 5) – Ch. 39)



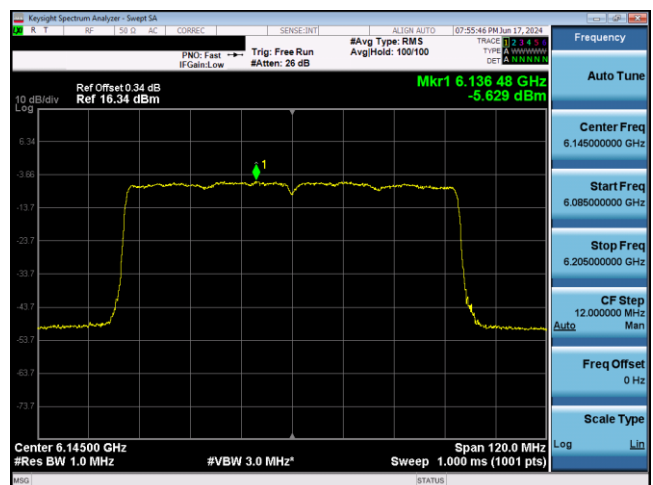
Plot 7-706. LPI Power Spectral Density Plot Antenna 1b (40MHz 802.11ax RU484 (UNII Band 5) – Ch. 43)



Plot 7-709. LPI Power Spectral Density Plot Antenna 1b (80MHz 802.11ax RU26 (UNII Band 5) – Ch. 39)

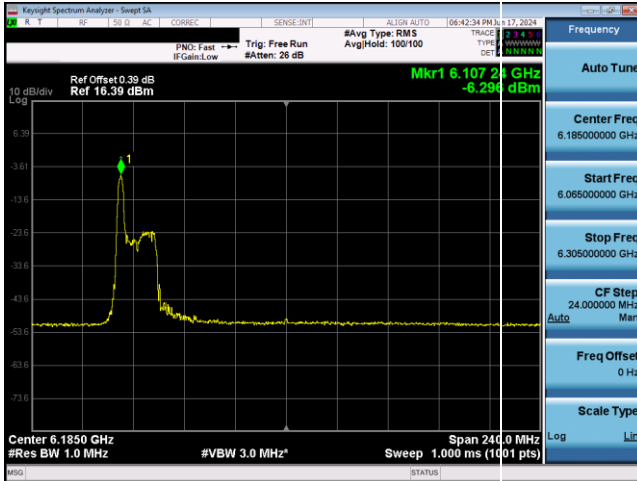


Plot 7-707. LPI Power Spectral Density Plot Antenna 1b (80MHz 802.11ax RU26 (UNII Band 5) – Ch. 39)

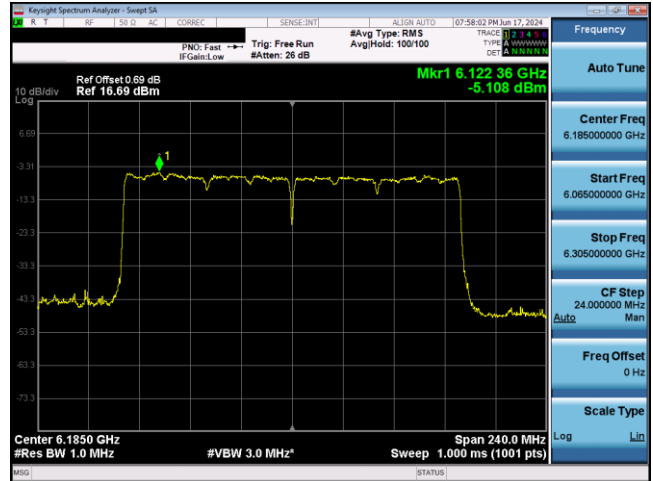


Plot 7-710. LPI Power Spectral Density Plot Antenna 1b (80MHz 802.11ax RU996 (UNII Band 5) – Ch. 39)

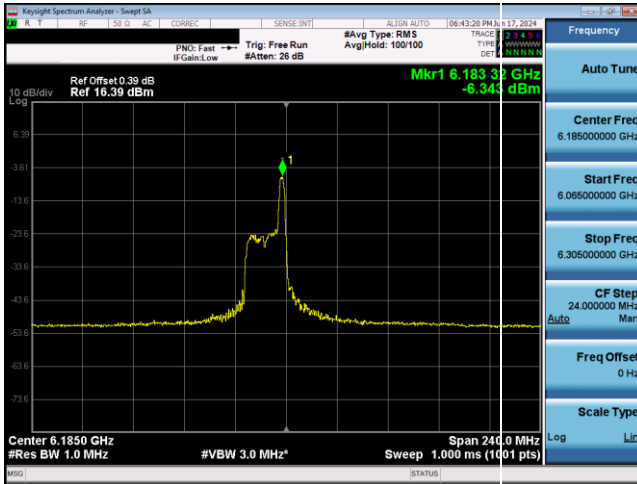
FCC ID: BCGA2995		<b>MEASUREMENT REPORT (CERTIFICATION)</b>	Approved by: Technical Manager
Test Report S/N: 1C2405200018-25-R1.BCG	Test Dates: 5/20/2024 - 10/1/2024		EUT Type: Tablet Device



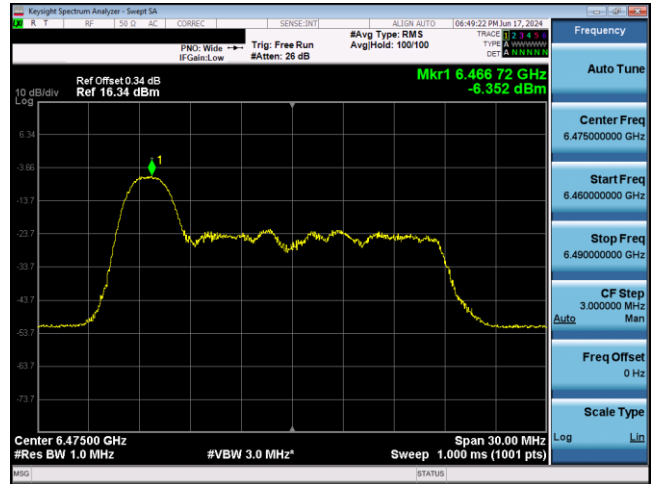
Plot 7-711. LPI Power Spectral Density Plot Antenna 1b (160MHz 802.11ax RU26 (UNII Band 5) – Ch. 47)



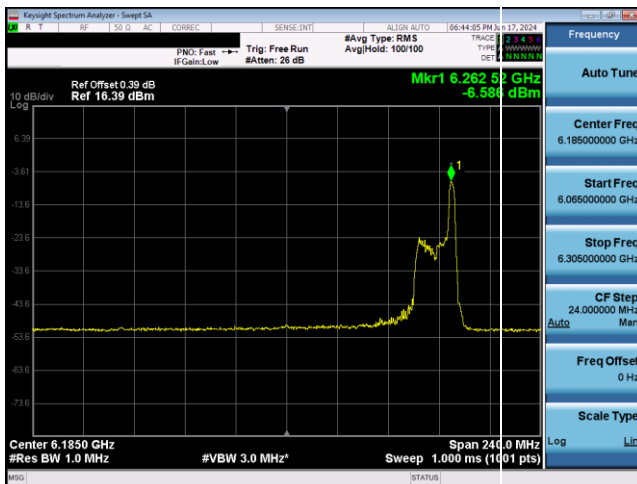
Plot 7-714. LPI Power Spectral Density Plot Antenna 1b (160MHz 802.11ax RU996x2 (UNII Band 5) – Ch. 47)



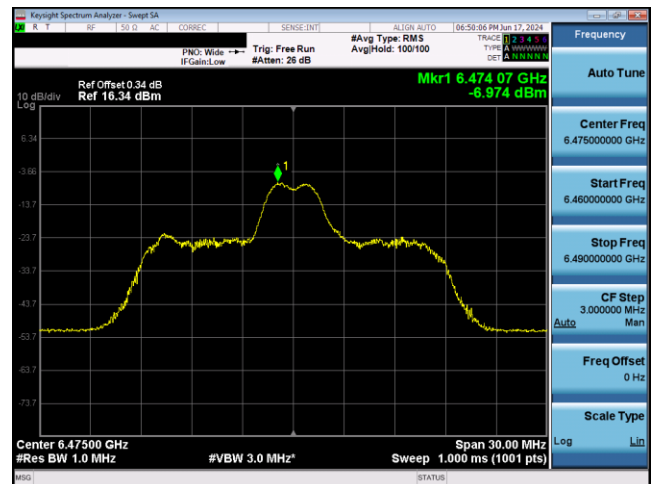
Plot 7-712. LPI Power Spectral Density Plot Antenna 1b (160MHz 802.11ax RU26 (UNII Band 5) – Ch. 47)



Plot 7-715. LPI Power Spectral Density Plot Antenna 1b (20MHz 802.11ax RU26 (UNII Band 6) – Ch. 105)

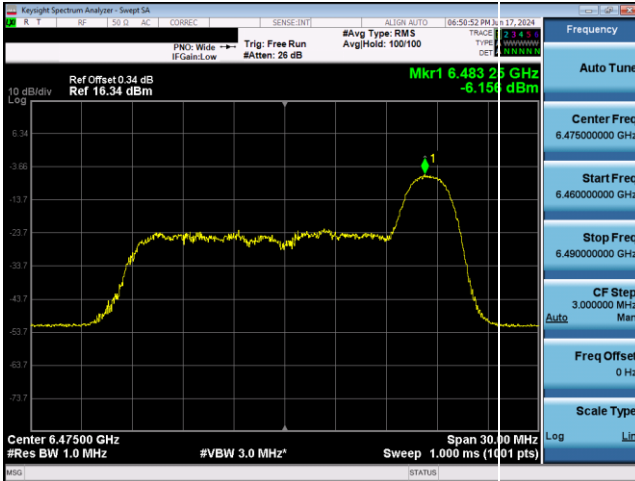


Plot 7-713. LPI Power Spectral Density Plot Antenna 1b (160MHz 802.11ax RU26 (UNII Band 5) – Ch. 47)

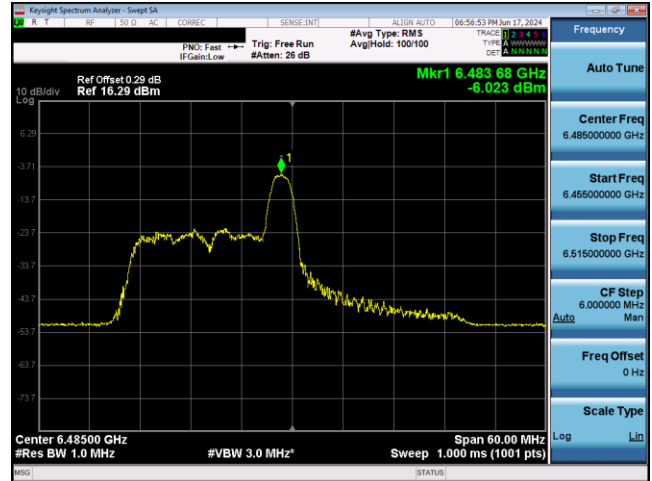


Plot 7-716. LPI Power Spectral Density Plot Antenna 1b (20MHz 802.11ax RU26 (UNII Band 6) – Ch. 105)

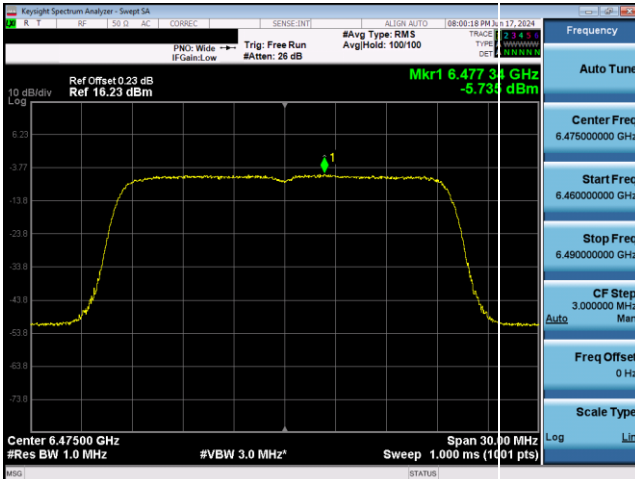
FCC ID: BCGA2995		MEASUREMENT REPORT (CERTIFICATION)	Approved by: Technical Manager
Test Report S/N: 1C2405200018-25-R1.BCG	Test Dates: 5/20/2024 - 10/1/2024	EUT Type: Tablet Device	Page 249 of 693



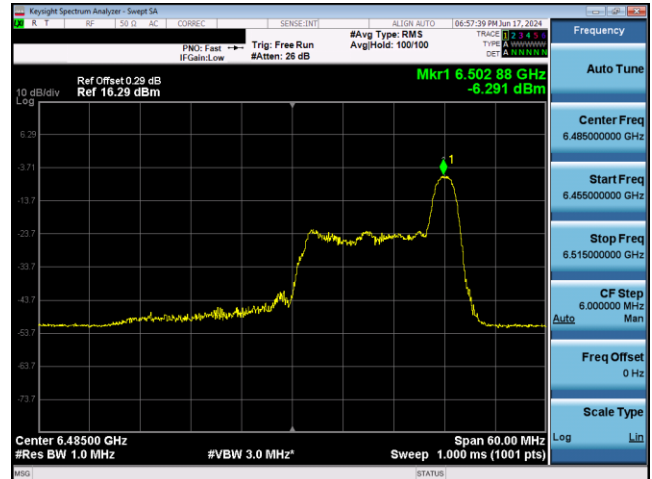
Plot 7-717. LPI Power Spectral Density Plot Antenna 1b (20MHz 802.11ax RU26 (UNII Band 6) - Ch. 105)



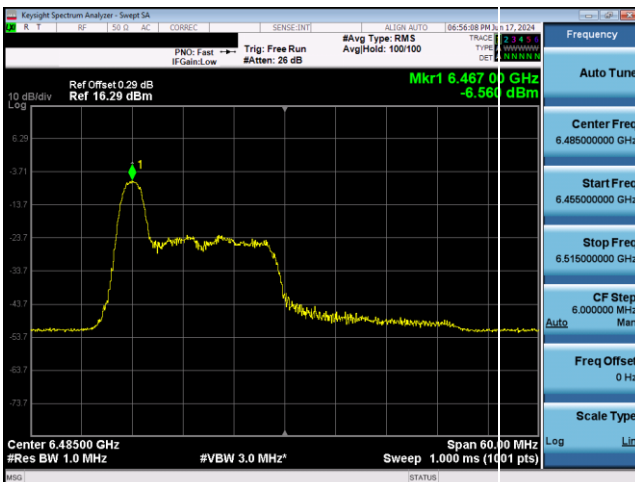
Plot 7-720. LPI Power Spectral Density Plot Antenna 1b (40MHz 802.11ax RU26 (UNII Band 6) - Ch. 107)



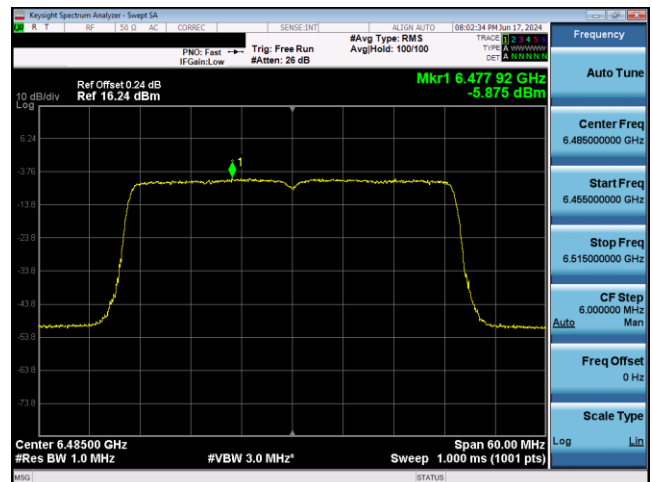
Plot 7-718. LPI Power Spectral Density Plot Antenna 1b (20MHz 802.11ax RU242 (UNII Band 6) - Ch. 105)



Plot 7-721. LPI Power Spectral Density Plot Antenna 1b (40MHz 802.11ax RU26 (UNII Band 6) - Ch. 107)

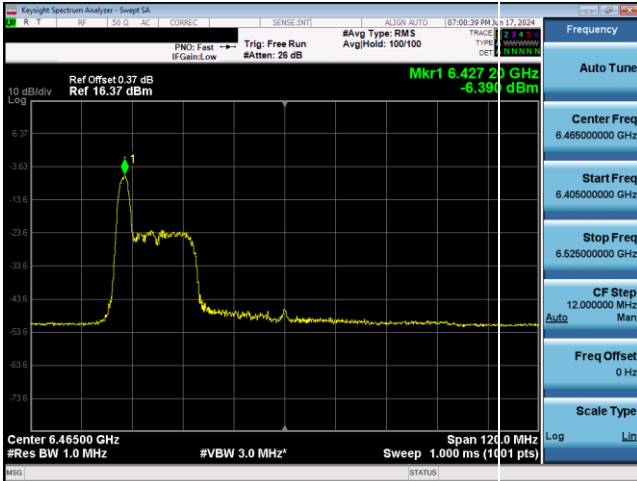


Plot 7-719. LPI Power Spectral Density Plot Antenna 1b (40MHz 802.11ax RU26 (UNII Band 6) - Ch. 107)

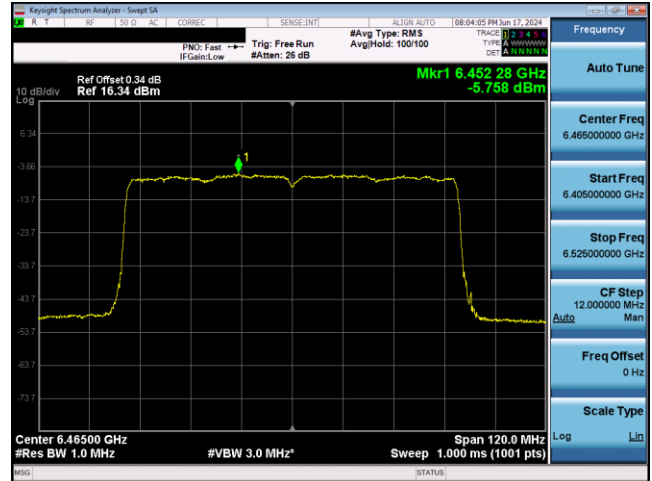


Plot 7-722. LPI Power Spectral Density Plot Antenna 1b (40MHz 802.11ax RU484 (UNII Band 6) - Ch. 107)

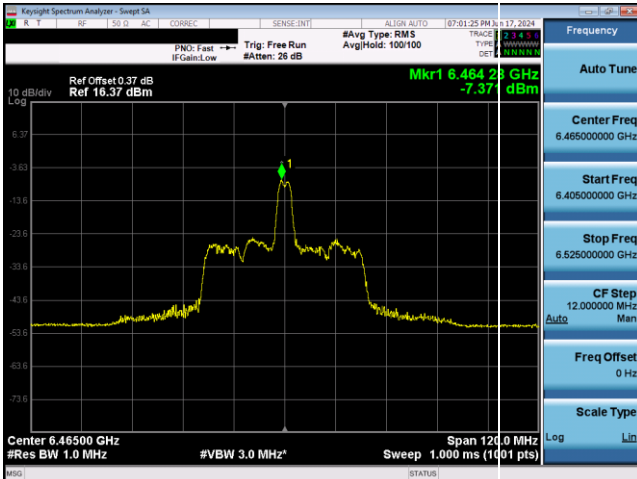
FCC ID: BCGA2995		MEASUREMENT REPORT (CERTIFICATION)	Approved by: Technical Manager
Test Report S/N: 1C2405200018-25-R1.BCG	Test Dates: 5/20/2024 - 10/1/2024	EUT Type: Tablet Device	Page 250 of 693



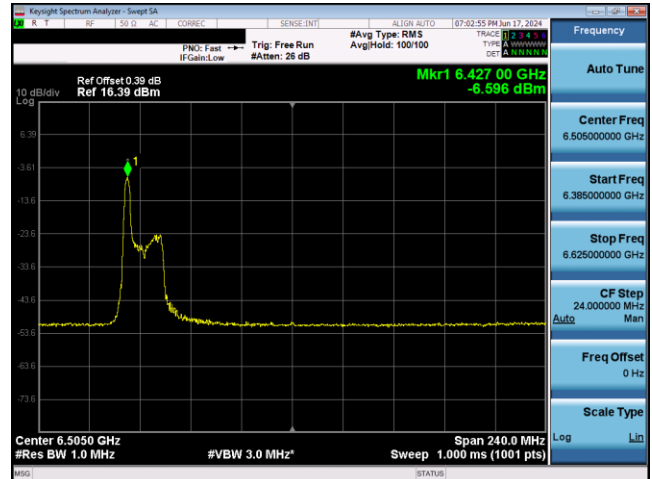
Plot 7-723. LPI Power Spectral Density Plot Antenna 1b (80MHz 802.11ax RU26 (UNII Band 6) – Ch. 103)



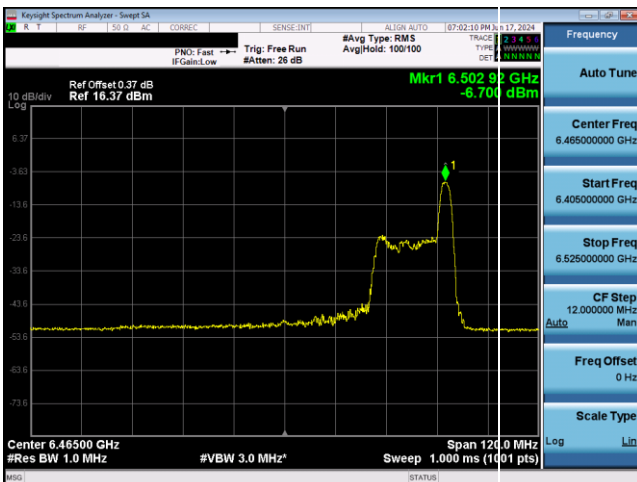
Plot 7-726. LPI Power Spectral Density Plot Antenna 1b (80MHz 802.11ax RU996 (UNII Band 6) – Ch. 103)



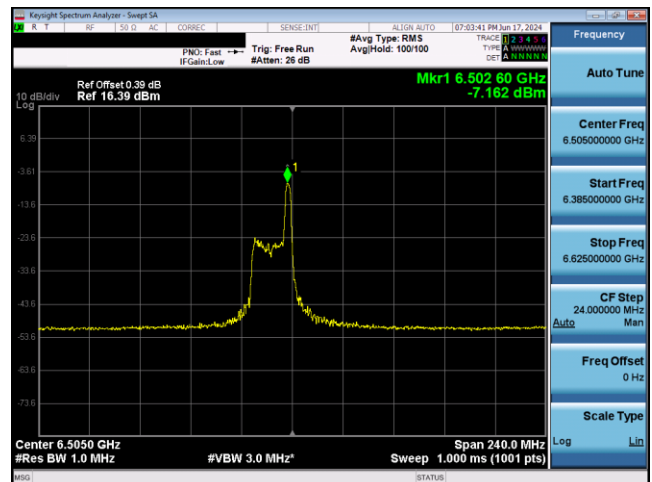
Plot 7-724. LPI Power Spectral Density Plot Antenna 1b (80MHz 802.11ax RU26 (UNII Band 6) – Ch. 103)



Plot 7-727. LPI Power Spectral Density Plot Antenna 1b (160MHz 802.11ax RU26 (UNII Band 6) – Ch. 111)

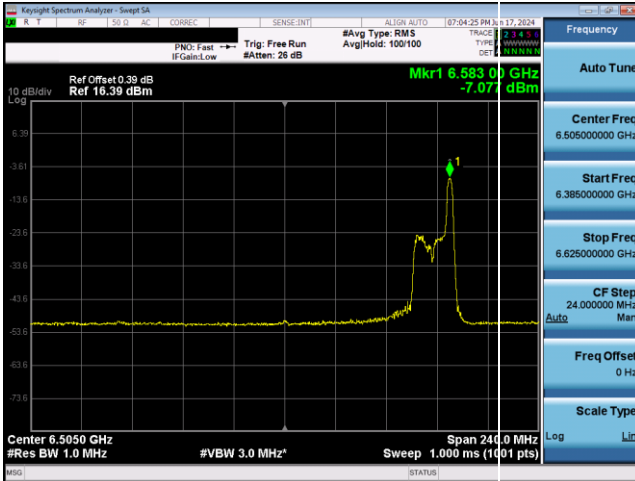


Plot 7-725. LPI Power Spectral Density Plot Antenna 1b (80MHz 802.11ax RU26 (UNII Band 6) – Ch. 103)

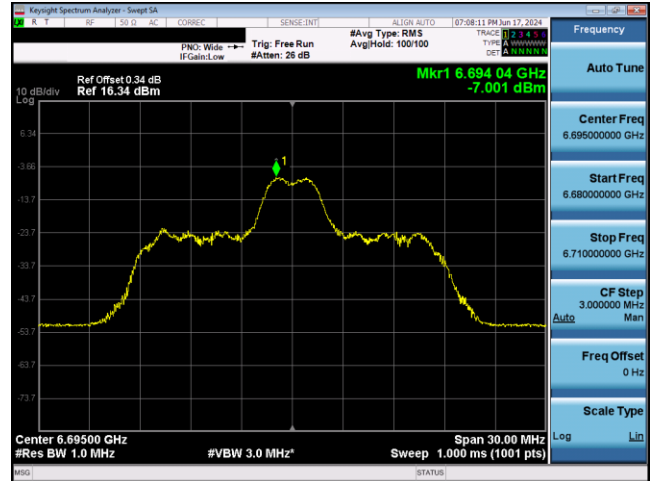


Plot 7-728. LPI Power Spectral Density Plot Antenna 1b (160MHz 802.11ax RU26 (UNII Band 6) – Ch. 111)

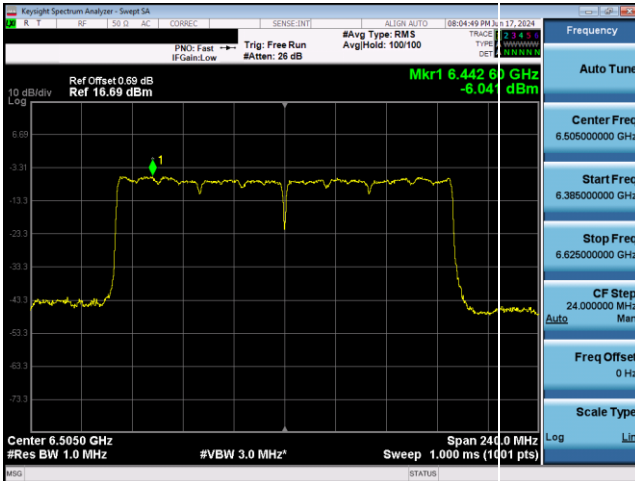
FCC ID: BCGA2995		MEASUREMENT REPORT (CERTIFICATION)	Approved by: Technical Manager
Test Report S/N: 1C2405200018-25-R1.BCG	Test Dates: 5/20/2024 - 10/1/2024	EUT Type: Tablet Device	Page 251 of 693



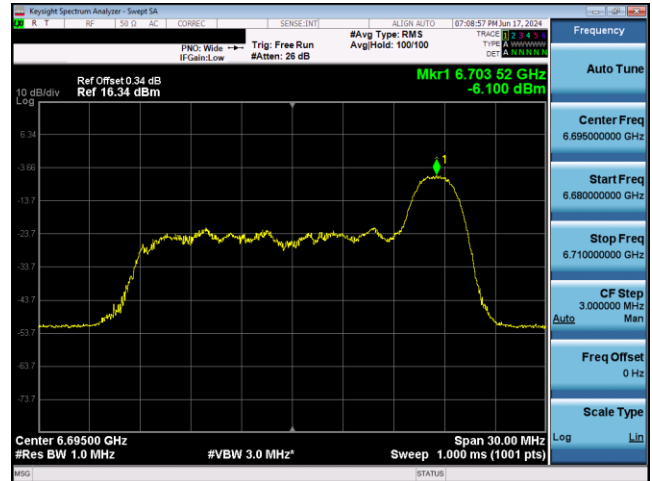
Plot 7-729. LPI Power Spectral Density Plot Antenna 1b (160MHz 802.11ax RU26 (UNII Band 6) – Ch. 111)



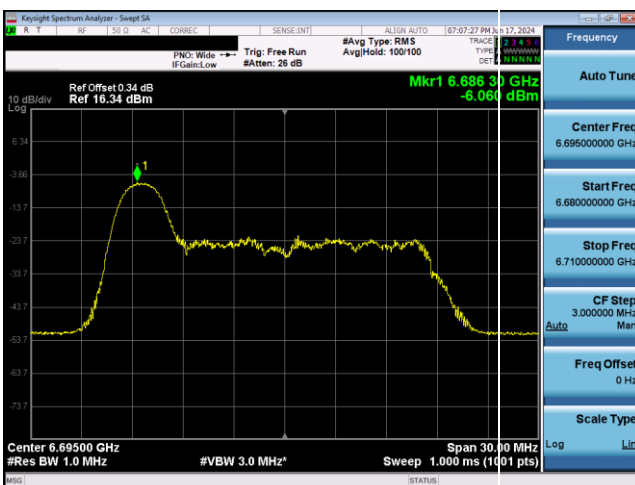
Plot 7-732. LPI Power Spectral Density Plot Antenna 1b (20MHz 802.11ax RU26 (UNII Band 7) – Ch. 149)



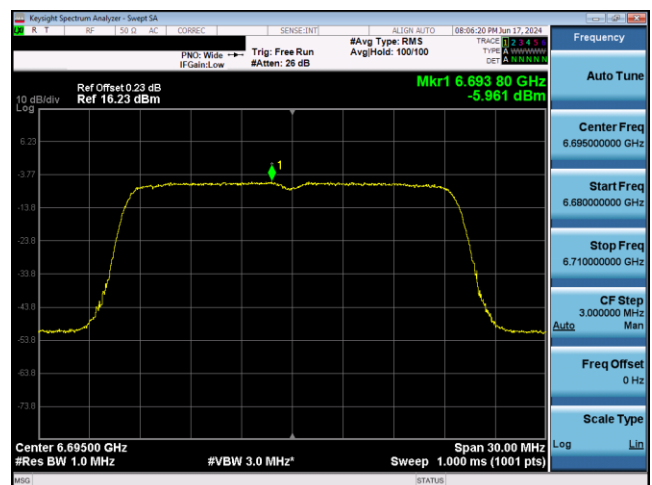
Plot 7-730. LPI Power Spectral Density Plot Antenna 1b (160MHz 802.11ax RU996x2 (UNII Band 6) – Ch. 111)



Plot 7-733. LPI Power Spectral Density Plot Antenna 1b (20MHz 802.11ax RU26 (UNII Band 7) – Ch. 149)

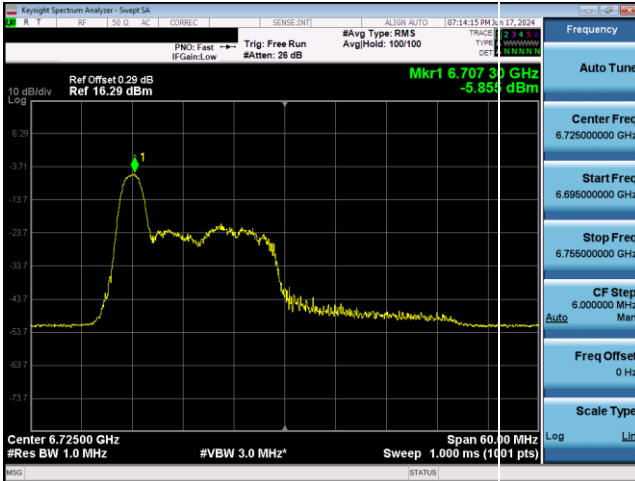


Plot 7-731. LPI Power Spectral Density Plot Antenna 1b (20MHz 802.11ax RU26 (UNII Band 7) – Ch. 149)

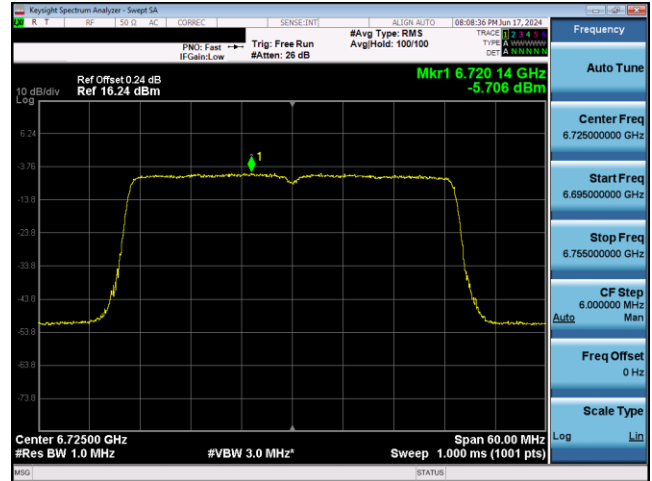


Plot 7-734. LPI Power Spectral Density Plot Antenna 1b (20MHz 802.11ax RU242 (UNII Band 7) – Ch. 149)

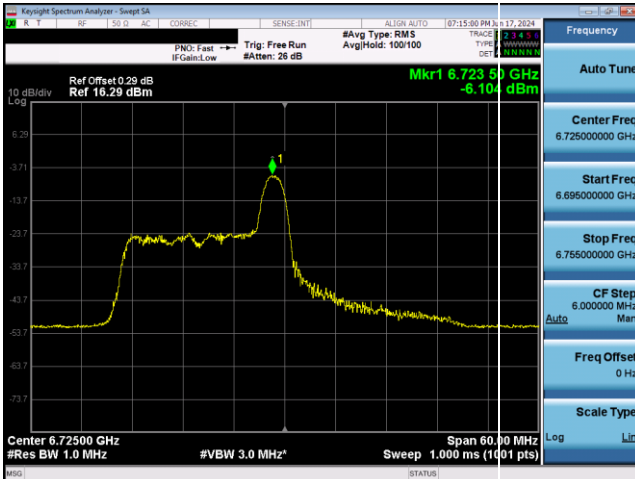
FCC ID: BCGA2995		MEASUREMENT REPORT (CERTIFICATION)	Approved by: Technical Manager
Test Report S/N: 1C2405200018-25-R1.BCG	Test Dates: 5/20/2024 - 10/1/2024	EUT Type: Tablet Device	Page 252 of 693



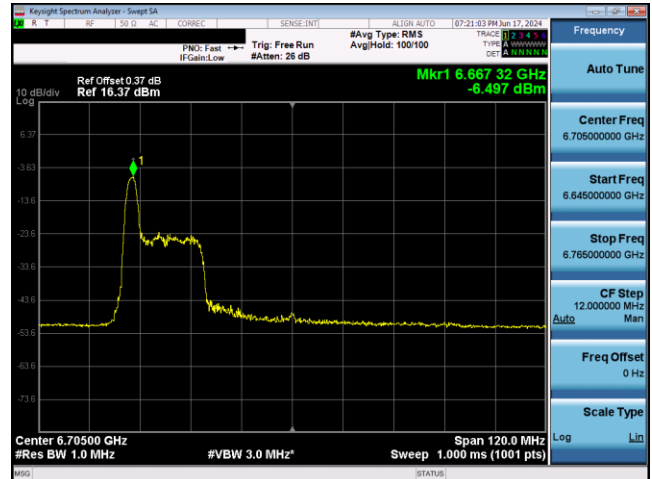
Plot 7-735. LPI Power Spectral Density Plot Antenna 1b (40MHz 802.11x RU26 (UNII Band 7) – Ch. 155)



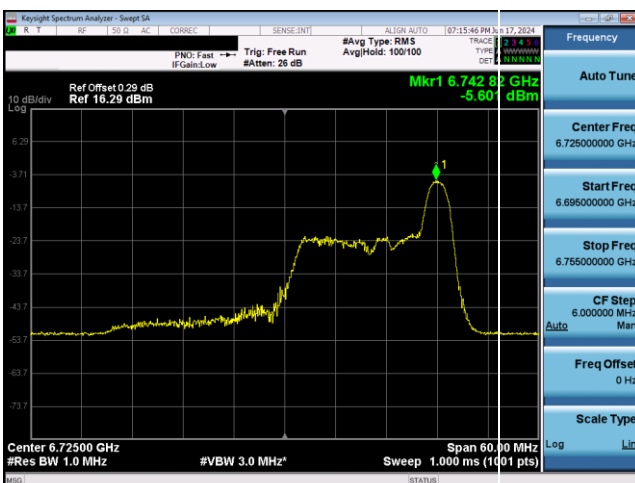
Plot 7-738. LPI Power Spectral Density Plot Antenna 1b (40MHz 802.11x RU484 (UNII Band 7) – Ch. 155)



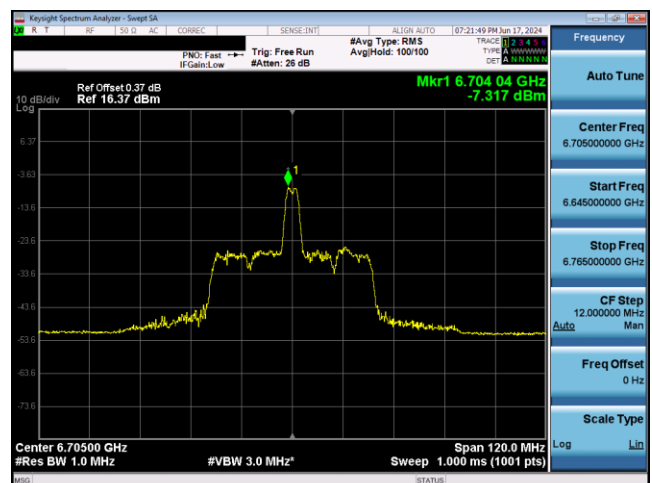
Plot 7-736. LPI Power Spectral Density Plot Antenna 1b (40MHz 802.11x RU26 (UNII Band 7) – Ch. 155)



Plot 7-739. LPI Power Spectral Density Plot Antenna 1b (80MHz 802.11x RU26 (UNII Band 7) – Ch. 151)

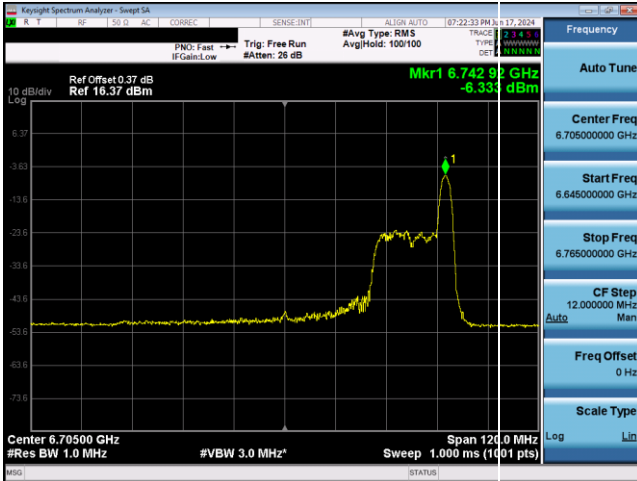


Plot 7-737. LPI Power Spectral Density Plot Antenna 1b (40MHz 802.11x RU26 (UNII Band 7) – Ch. 155)

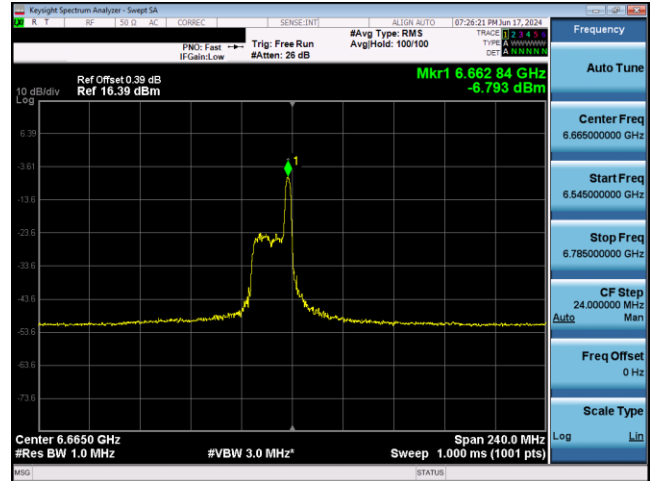


Plot 7-740. LPI Power Spectral Density Plot Antenna 1b (80MHz 802.11x RU26 (UNII Band 7) – Ch. 151)

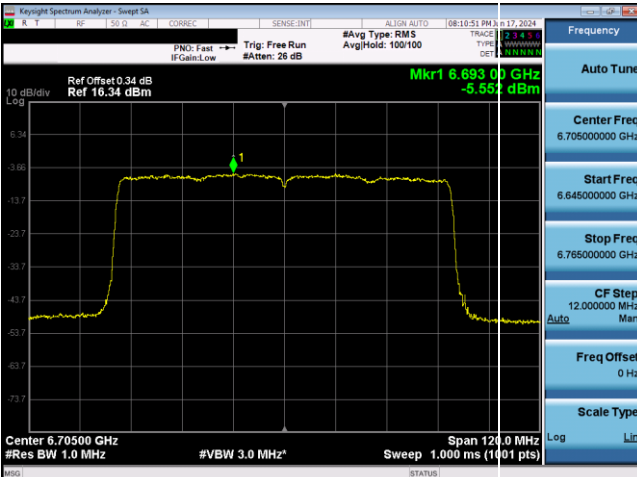
FCC ID: BCGA2995		MEASUREMENT REPORT (CERTIFICATION)	Approved by: Technical Manager
Test Report S/N: 1C2405200018-25-R1.BCG	Test Dates: 5/20/2024 - 10/1/2024	EUT Type: Tablet Device	Page 253 of 693



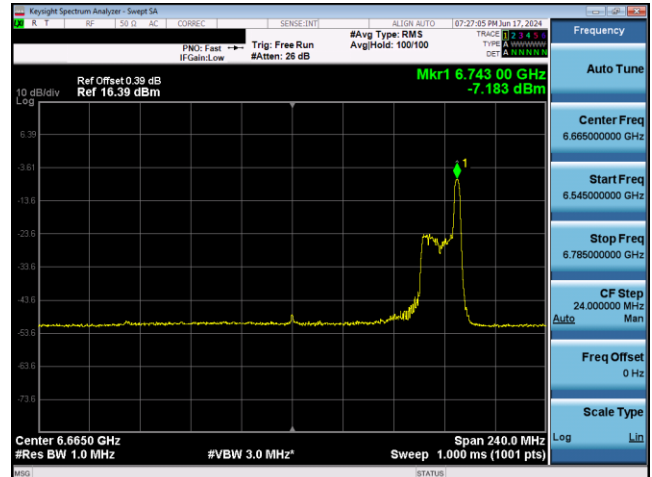
Plot 7-741. LPI Power Spectral Density Plot Antenna 1b (80MHz 802.11ax RU26 (UNII Band 7) – Ch. 151)



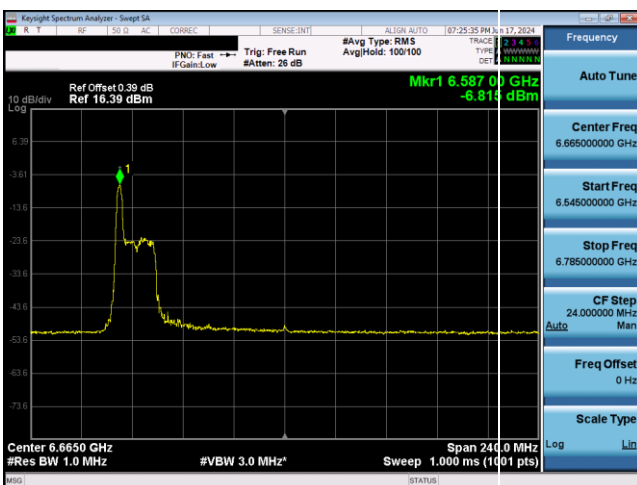
Plot 7-744. LPI Power Spectral Density Plot Antenna 1b (160MHz 802.11ax RU26 (UNII Band 7) – Ch. 143)



Plot 7-742. LPI Power Spectral Density Plot Antenna 1b (80MHz 802.11ax RU996 (UNII Band 7) – Ch. 151)



Plot 7-745. LPI Power Spectral Density Plot Antenna 1b (160MHz 802.11ax RU26 (UNII Band 7) – Ch. 143)



Plot 7-743. LPI Power Spectral Density Plot Antenna 1b (160MHz 802.11ax RU26 (UNII Band 7) – Ch. 143)



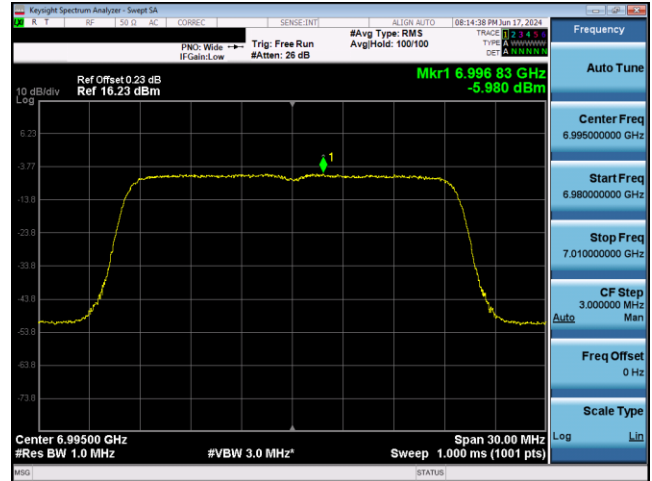
Plot 7-746. LPI Power Spectral Density Plot Antenna 1b (160MHz 802.11ax RU996x2 (UNII Band 7) – Ch. 143)

FCC ID: BCGA2995		MEASUREMENT REPORT (CERTIFICATION)	Approved by: Technical Manager
Test Report S/N: 1C2405200018-25-R1.BCG	Test Dates: 5/20/2024 - 10/1/2024	EUT Type: Tablet Device	Page 254 of 693

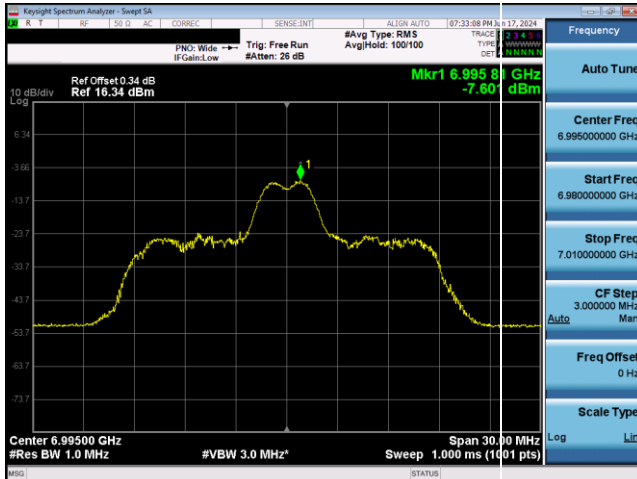




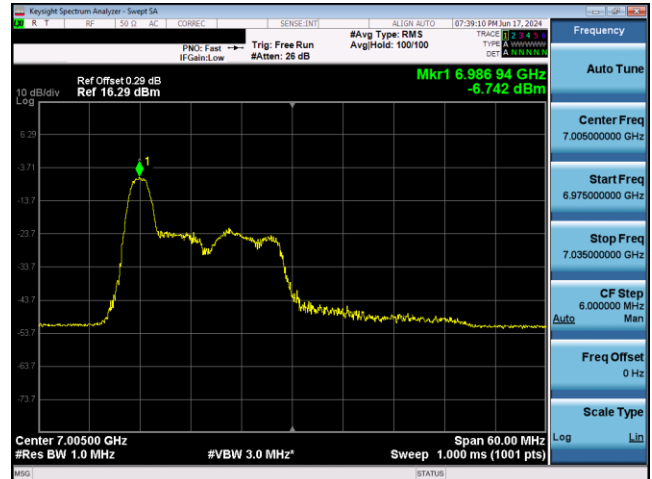
Plot 7-747. LPI Power Spectral Density Plot Antenna 1b (20MHz 802.11ax RU26 (UNII Band 8) - Ch. 209)



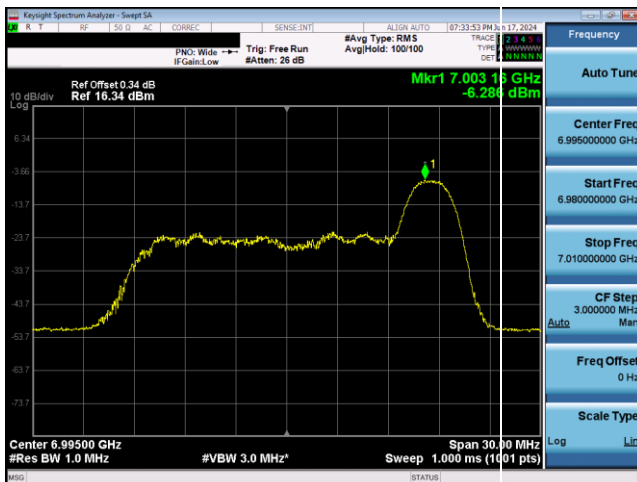
Plot 7-750. LPI Power Spectral Density Plot Antenna 1b (20MHz 802.11ax RU242 (UNII Band 8) - Ch. 209)



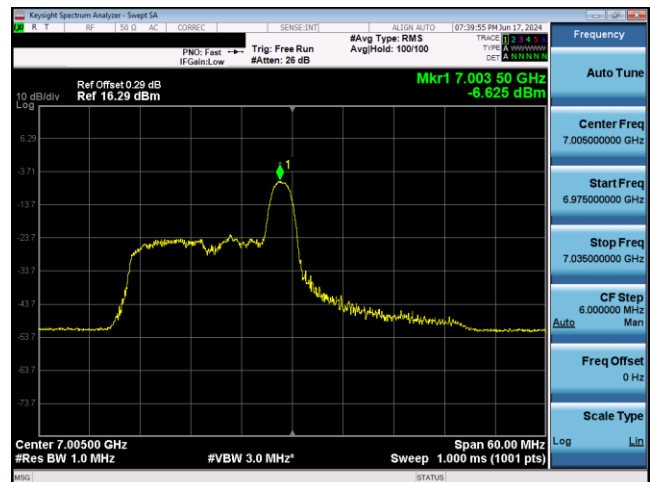
Plot 7-748. LPI Power Spectral Density Plot Antenna 1b (20MHz 802.11ax RU26 (UNII Band 8) - Ch. 209)



Plot 7-751. LPI Power Spectral Density Plot Antenna 1b (40MHz 802.11ax RU26 (UNII Band 8) - Ch. 211)

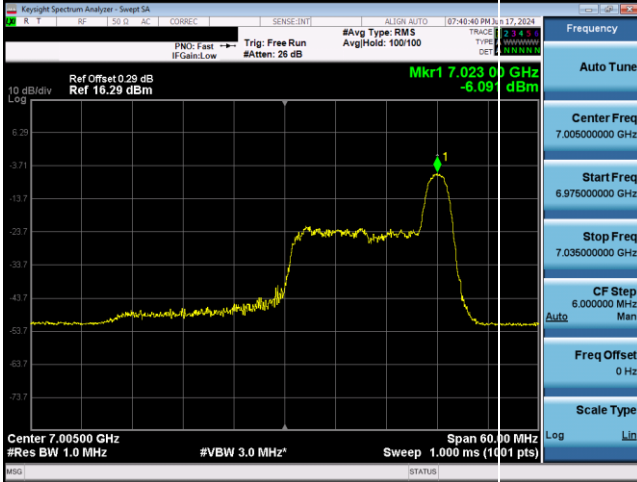


Plot 7-749. LPI Power Spectral Density Plot Antenna 1b (20MHz 802.11ax RU26 (UNII Band 8) - Ch. 209)

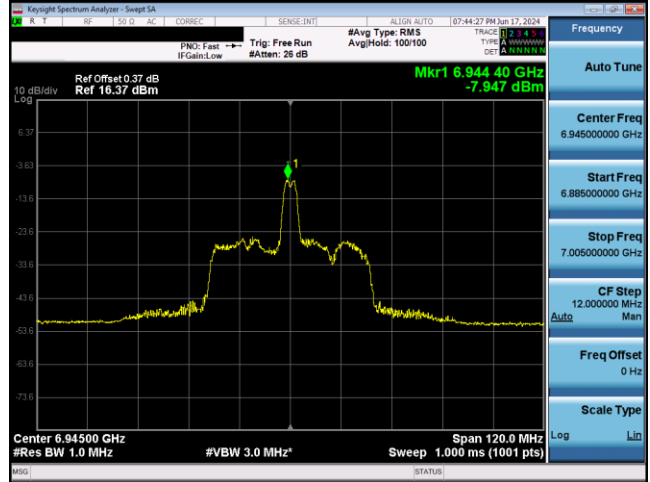


Plot 7-752. LPI Power Spectral Density Plot Antenna 1b (40MHz 802.11ax RU26 (UNII Band 8) - Ch. 211)

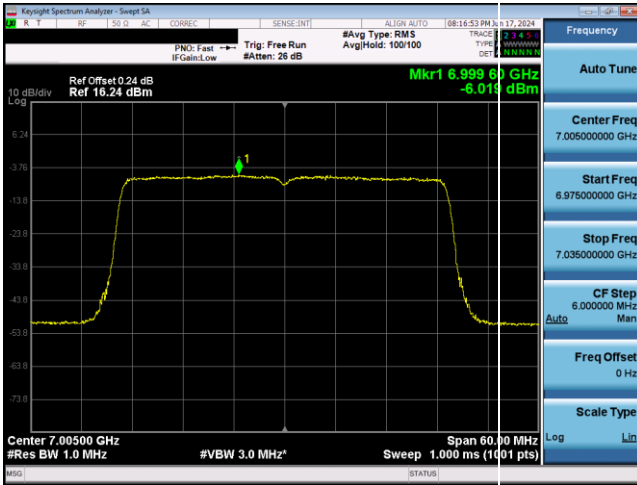
FCC ID: BCGA2995		MEASUREMENT REPORT (CERTIFICATION)	Approved by: Technical Manager
Test Report S/N: 1C2405200018-25-R1.BCG	Test Dates: 5/20/2024 - 10/1/2024	EUT Type: Tablet Device	Page 255 of 693



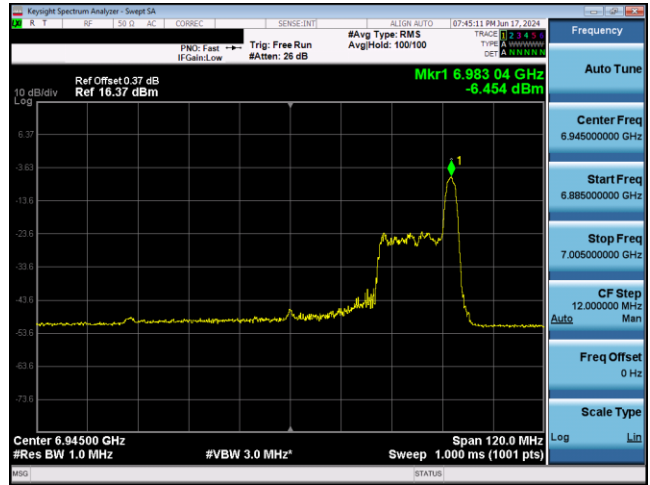
Plot 7-753. LPI Power Spectral Density Plot Antenna 1b (40MHz 802.11ax RU26 (UNII Band 8) – Ch. 211)



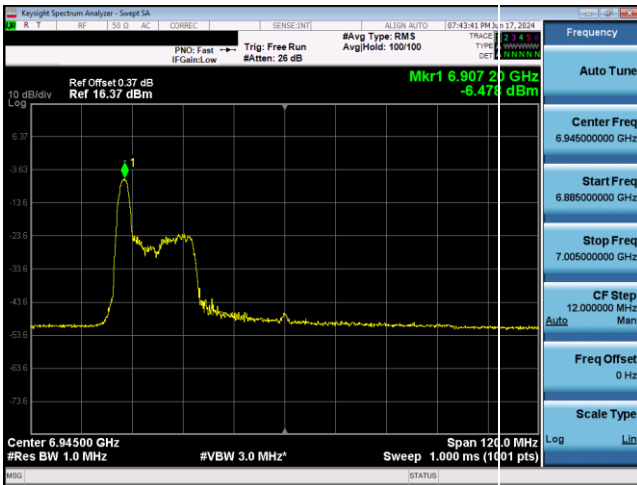
Plot 7-756. LPI Power Spectral Density Plot Antenna 1b (80MHz 802.11ax RU26 (UNII Band 8) – Ch. 199)



Plot 7-754. LPI Power Spectral Density Plot Antenna 1b (40MHz 802.11ax RU484 (UNII Band 8) – Ch. 211)



Plot 7-757. LPI Power Spectral Density Plot Antenna 1b (80MHz 802.11ax RU26 (UNII Band 8) – Ch. 199)



Plot 7-755. LPI Power Spectral Density Plot Antenna 1b (80MHz 802.11ax RU26 (UNII Band 8) – Ch. 199)



Plot 7-758. LPI Power Spectral Density Plot Antenna 1b (80MHz 802.11ax RU996 (UNII Band 8) – Ch. 199)

FCC ID: BCGA2995		MEASUREMENT REPORT (CERTIFICATION)	Approved by: Technical Manager
Test Report S/N: 1C2405200018-25-R1.BCG	Test Dates: 5/20/2024 - 10/1/2024	EUT Type: Tablet Device	Page 256 of 693