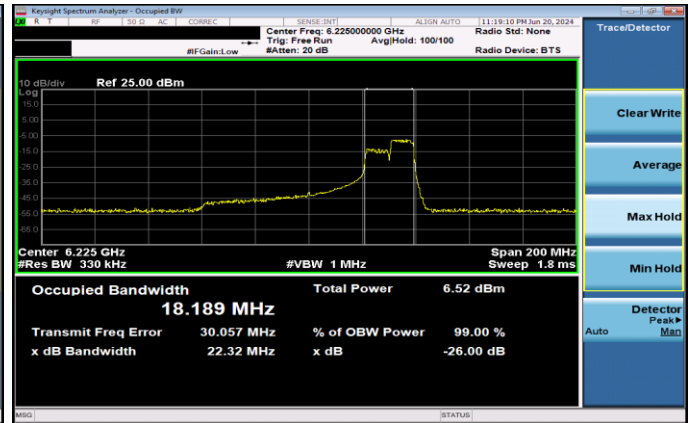
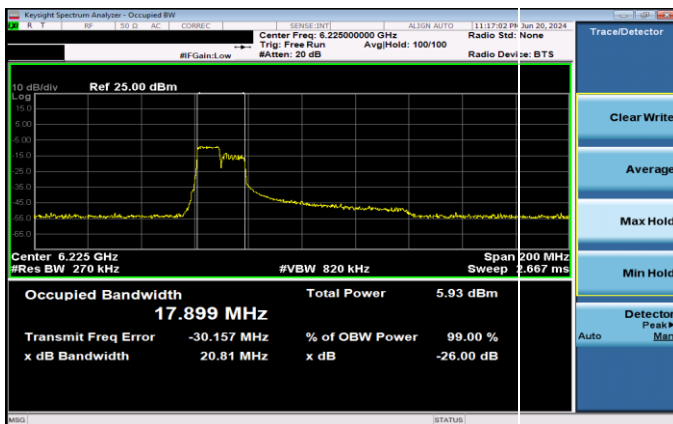


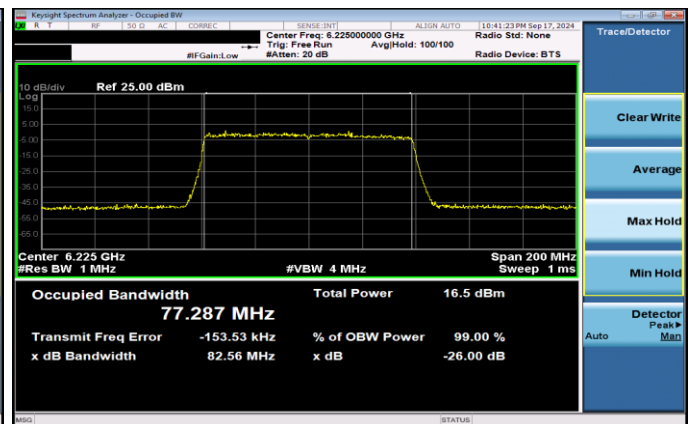
Plot 7-355. 26dB & 99% Bandwidth Plot Antenna 1b VLP (40MHz 802.11ax RU484 (UNII Band 5) – Ch. 59)



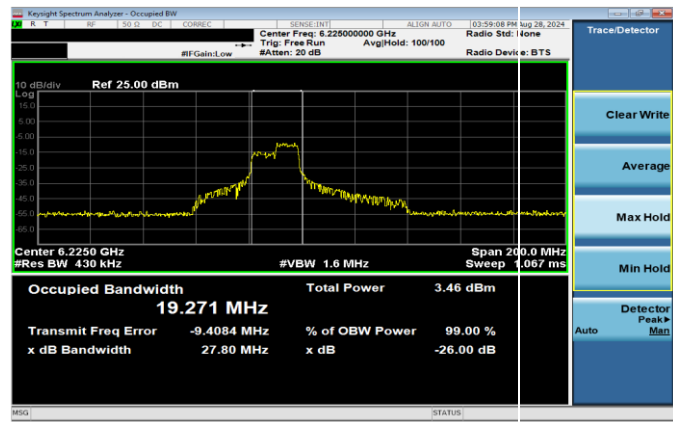
Plot 7-358. 26dB & 99% Bandwidth Plot Antenna 1b VLP (80MHz 802.11ax RU26 (UNII Band 5) – Ch. 55)



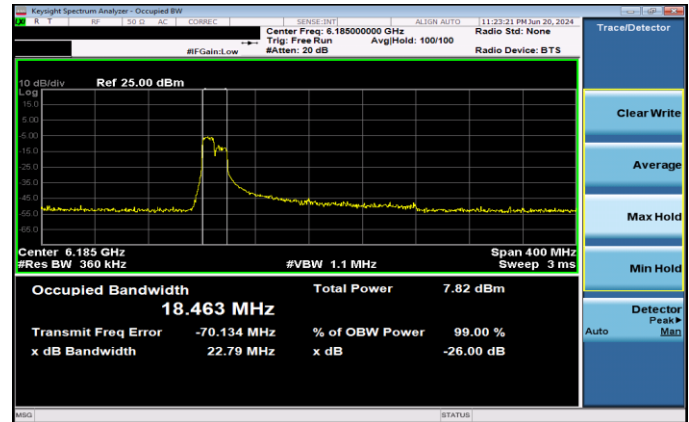
Plot 7-356. 26dB & 99% Bandwidth Plot Antenna 1b VLP (80MHz 802.11ax RU26 (UNII Band 5) – Ch. 55)



Plot 7-359. 26dB & 99% Bandwidth Plot Antenna 1b VLP (80MHz 802.11ax RU996 (UNII Band 5) – Ch. 55)

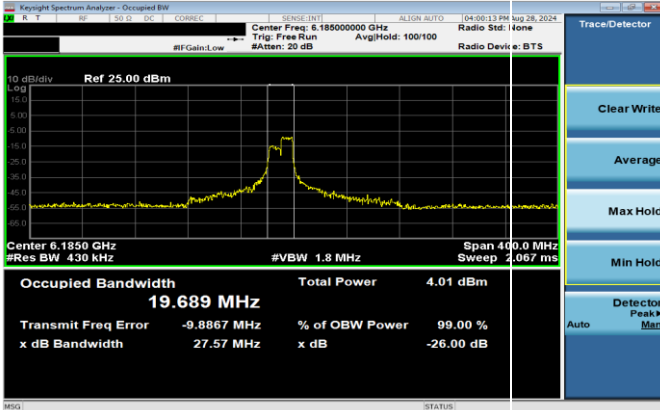


Plot 7-357. 26dB & 99% Bandwidth Plot Antenna 1b VLP (80MHz 802.11ax RU26 (UNII Band 5) – Ch. 55)

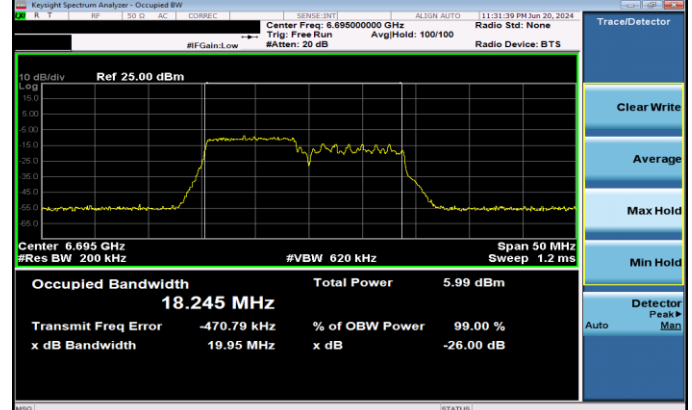


Plot 7-360. 26dB & 99% Bandwidth Plot Antenna 1b VLP (160MHz 802.11ax RU26 (UNII Band 5) – Ch. 47)

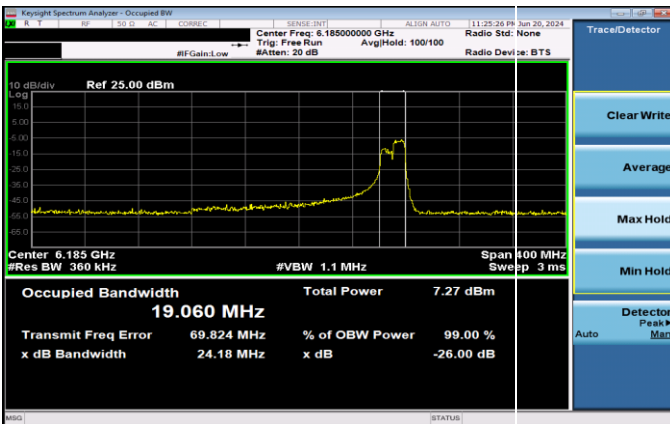
FCC ID: BCGA2995		MEASUREMENT REPORT (CERTIFICATION)	Approved by: Technical Manager
Test Report S/N: 1C2405200018-25-R1.BCG	Test Dates: 5/20/2024 - 10/1/2024	EUT Type: Tablet Device	Page 102 of 693



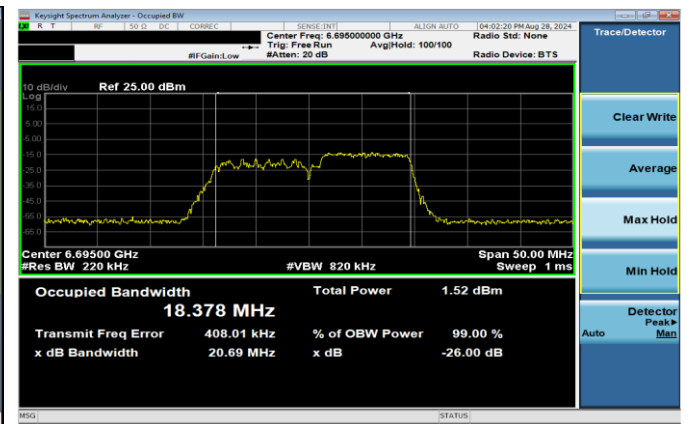
Plot 7-361. 26dB & 99% Bandwidth Plot Antenna 1b VLP (160MHz 802.11ax RU26 (UNII Band 5) – Ch. 47)



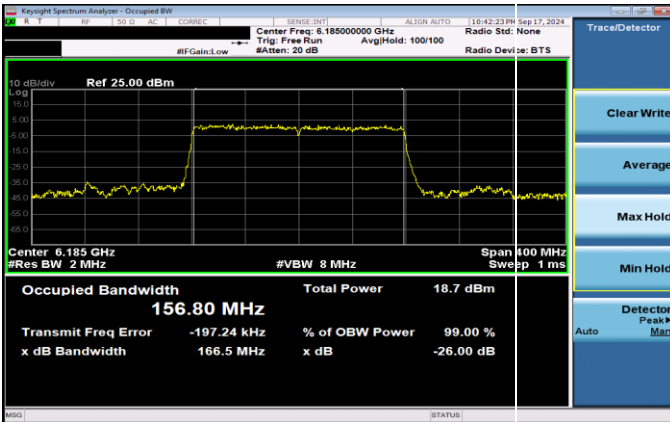
Plot 7-364. 26dB & 99% Bandwidth Plot Antenna 1b VLP (20MHz 802.11ax RU26 (UNII Band 7) – Ch. 149)



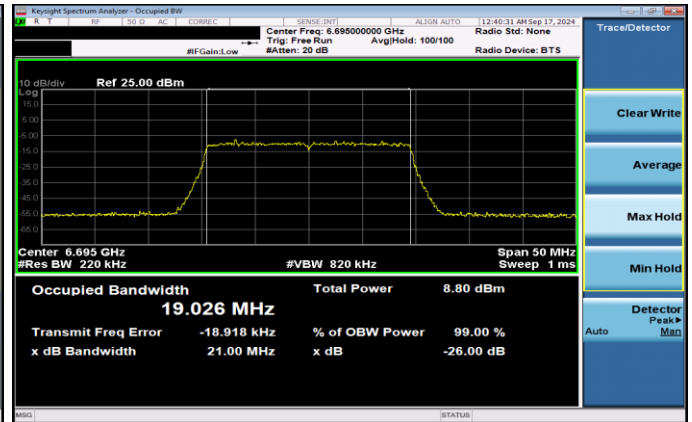
Plot 7-362. 26dB & 99% Bandwidth Plot Antenna 1b VLP (160MHz 802.11ax RU26 (UNII Band 5) – Ch. 47)



Plot 7-365. 26dB & 99% Bandwidth Plot Antenna 1b VLP (20MHz 802.11ax RU26 (UNII Band 7) – Ch. 149)

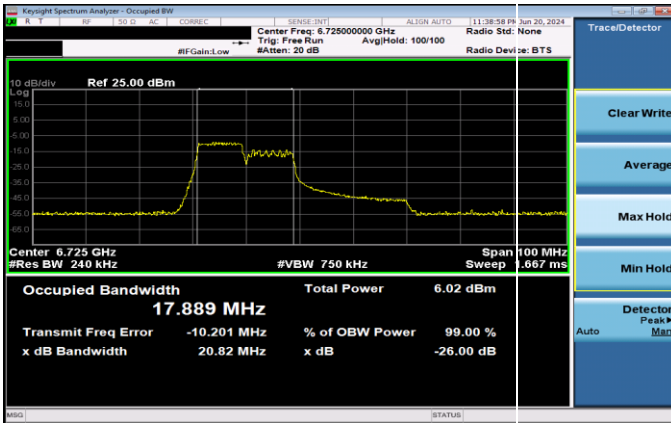


Plot 7-363. 26dB & 99% Bandwidth Plot Antenna 1b VLP (160MHz 802.11ax RU996x2 (UNII Band 5) – Ch. 47)

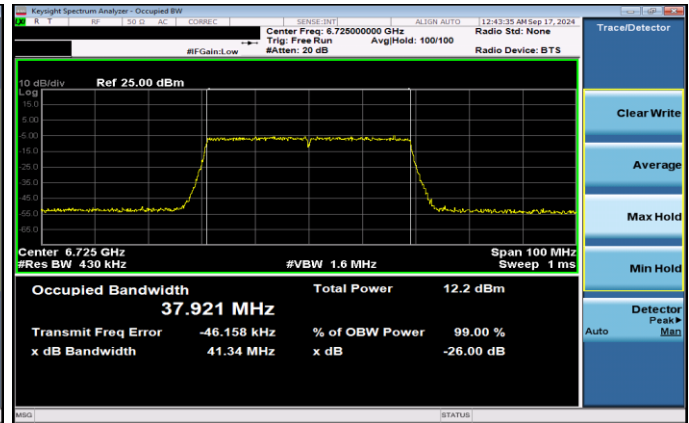


Plot 7-366. 26dB & 99% Bandwidth Plot Antenna 1b VLP (20MHz 802.11ax RU242 (UNII Band 7) – Ch. 149)

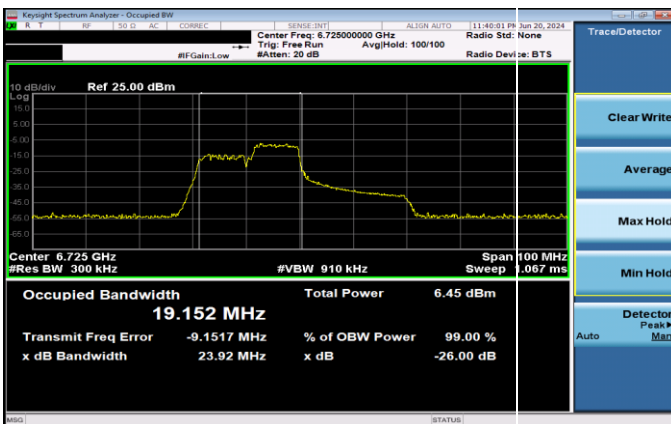
FCC ID: BCGA2995		MEASUREMENT REPORT (CERTIFICATION)	Approved by: Technical Manager
Test Report S/N: 1C2405200018-25-R1.BCG	Test Dates: 5/20/2024 - 10/1/2024	EUT Type: Tablet Device	Page 103 of 693



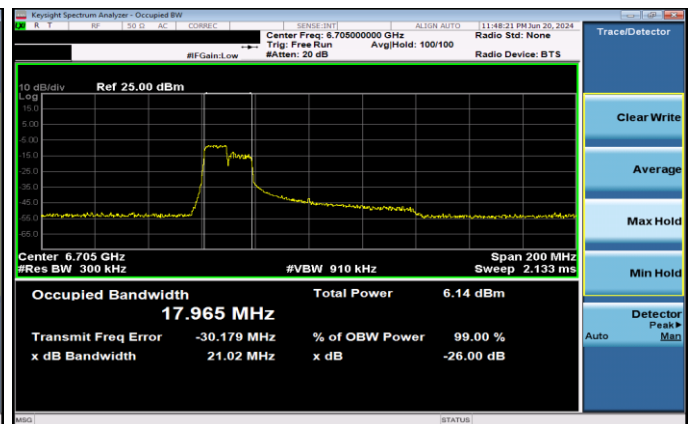
Plot 7-367. 26dB & 99% Bandwidth Plot Antenna 1b VLP (40MHz 802.11ax RU26 (UNII Band 7) – Ch. 155)



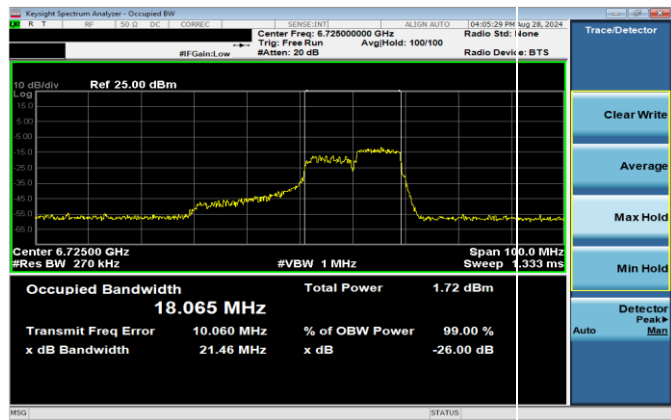
Plot 7-370. 26dB & 99% Bandwidth Plot Antenna 1b VLP (40MHz 802.11ax RU484 (UNII Band 7) – Ch. 155)



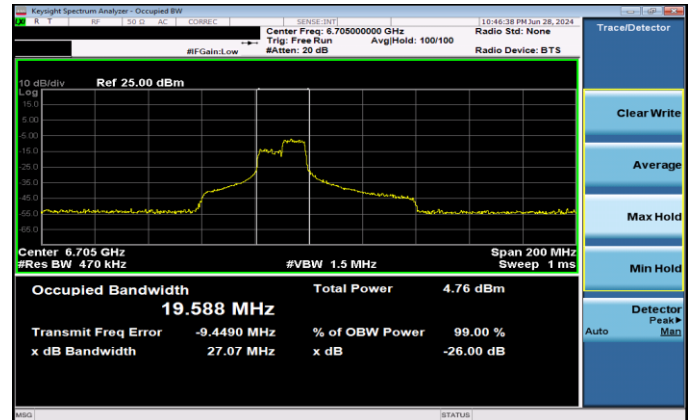
Plot 7-368. 26dB & 99% Bandwidth Plot Antenna 1b VLP (40MHz 802.11ax RU26 (UNII Band 7) – Ch. 155)



Plot 7-371. 26dB & 99% Bandwidth Plot Antenna 1b VLP (80MHz 802.11ax RU26 (UNII Band 7) – Ch. 151)

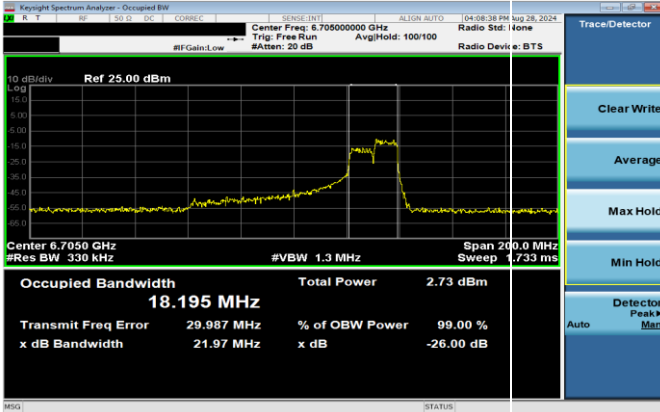


Plot 7-369. 26dB & 99% Bandwidth Plot Antenna 1b VLP (40MHz 802.11ax RU26 (UNII Band 7) – Ch. 155)

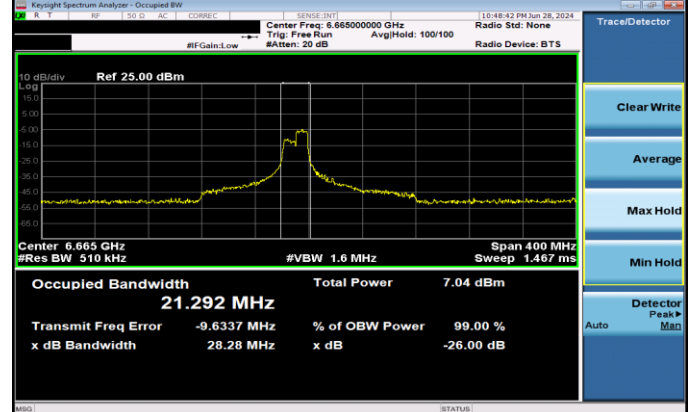


Plot 7-372. 26dB & 99% Bandwidth Plot Antenna 1b VLP (80MHz 802.11ax RU26 (UNII Band 7) – Ch. 151)

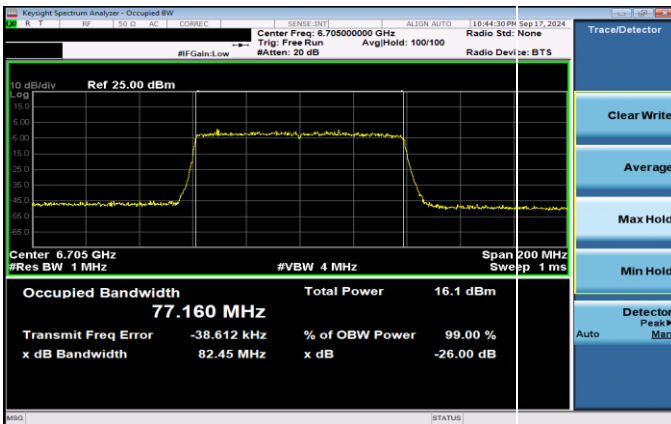
FCC ID: BCGA2995		MEASUREMENT REPORT (CERTIFICATION)	Approved by: Technical Manager
Test Report S/N: 1C2405200018-25-R1.BCG	Test Dates: 5/20/2024 - 10/1/2024	EUT Type: Tablet Device	Page 104 of 693



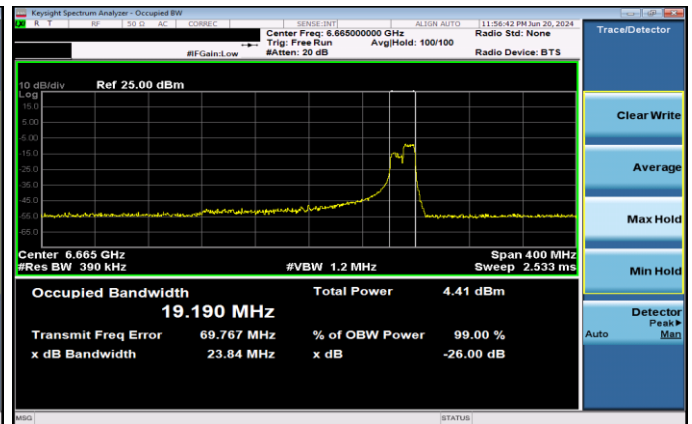
Plot 7-373. 26dB & 99% Bandwidth Plot Antenna 1b VLP (80MHz 802.11ax RU26 (UNII Band 7) – Ch. 151)



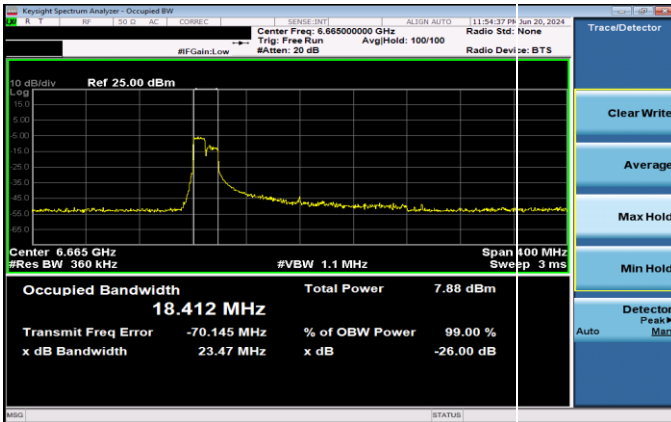
Plot 7-376. 26dB & 99% Bandwidth Plot Antenna 1b VLP (160MHz 802.11ax RU26 (UNII Band 7) – Ch. 143)



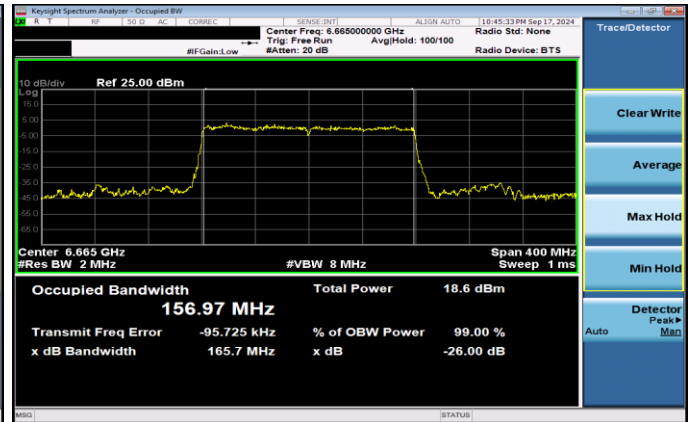
Plot 7-374. 26dB & 99% Bandwidth Plot Antenna 1b VLP (80MHz 802.11ax RU996 (UNII Band 7) – Ch. 151)



Plot 7-377. 26dB & 99% Bandwidth Plot Antenna 1b VLP (160MHz 802.11ax RU26 (UNII Band 7) – Ch. 143)



Plot 7-375. 26dB & 99% Bandwidth Plot Antenna 1b VLP (160MHz 802.11ax RU26 (UNII Band 7) – Ch. 143)



Plot 7-378. 26dB & 99% Bandwidth Plot Antenna 1b VLP (160MHz 802.11ax RU996x2 (UNII Band 7) – Ch. 143)

FCC ID: BCGA2995		MEASUREMENT REPORT (CERTIFICATION)	Approved by: Technical Manager
Test Report S/N: 1C2405200018-25-R1.BCG	Test Dates: 5/20/2024 - 10/1/2024	EUT Type: Tablet Device	Page 105 of 693

### 7.3 Conducted Output Power and Max EIRP Measurement

§15.407(a)(7), §15.407(a)(8), §15.407(a)(9)

#### Test Overview and Limits

A transmitter antenna terminal of the EUT is connected to the input of an RF pulse power sensor. Measurement is made using a broadband average power meter while the EUT is operating at its maximum duty cycle, at its maximum power control level, as defined in ANSI C63.10-2020 and KDB 789033 D02 v02r01, and at the appropriate frequencies.

***In the 5.925 – 7.125GHz band, the maximum e.i.r.p. over the frequency band of operation must not exceed 30dBm for Standard Power mode (SP), 24dBm for Low Power Indoor mode (LPI), and 14dBm for Very Low Power (VLP) mode.***

#### Test Procedure Used

ANSI C63.10-2020 – Section 12.4.3.2 Method PM-G  
 KDB 789033 D02 v02r01 – Section E)3)b) Method PM-G  
 ANSI C63.10-2020 – Section 14.4 Measure-and-Sum Technique  
 KDB 662911 v02r01 – Section E)1) Measure-and-Sum Technique

#### Test Settings

Average power measurements were performed only when the EUT was transmitting at its maximum power control level using a broadband power meter with a pulse sensor. The power meter implemented triggering and gating capabilities which were set up such that power measurements were recorded only during the ON time of the transmitter. The trace was averaged over 100 traces to obtain the final measured average power.

#### Test Setup


The EUT and measurement equipment were set up as shown in the diagram below.



Figure 7-2. Test Instrument & Measurement Setup

#### Test Notes

All RU's were investigated and only the worse case partially-loaded and fully-loaded RU's were reported.

FCC ID: BCGA2995		MEASUREMENT REPORT (CERTIFICATION)	Approved by: Technical Manager
Test Report S/N: 1C2405200018-25-R1.BCG	Test Dates: 5/20/2024 - 10/1/2024	EUT Type: Tablet Device	Page 106 of 693


### 7.3.1 Antenna 5T SP Conducted Output Power Measurements

6GHz (20MHz Bandwidth)	Frequency [MHz]	Channel	Detector	RU Size	RU Index	Data Rate [Mbps]	Conducted Power [dBm]	Ant. Gain [dBi]	Max e.i.r.p. [dBm]	Max e.i.r.p. Limit [dBm]	e.i.r.p. Margin [dB]
	5955	1	AVG	26	0	12.5/14.7 (MCS11)	8.79	3.70	12.49	30.00	-17.51
			AVG	26	4	12.5/14.7 (MCS11)	8.98	3.70	12.68	30.00	-17.32
			AVG	26	8	12.5/14.7 (MCS11)	8.70	3.70	12.40	30.00	-17.60
	6175	45	AVG	26	0	12.5/14.7 (MCS11)	8.63	3.70	12.33	30.00	-17.67
			AVG	26	4	12.5/14.7 (MCS11)	8.67	3.70	12.37	30.00	-17.63
			AVG	26	8	12.5/14.7 (MCS11)	8.63	3.70	12.33	30.00	-17.67
	6415	93	AVG	26	0	12.5/14.7 (MCS11)	8.90	3.70	12.60	30.00	-17.40
			AVG	26	4	12.5/14.7 (MCS11)	8.65	3.70	12.35	30.00	-17.65
			AVG	26	8	12.5/14.7 (MCS11)	8.78	3.70	12.48	30.00	-17.52
	6535	117	AVG	26	0	12.5/14.7 (MCS11)	8.63	3.50	12.13	30.00	-17.88
			AVG	26	4	12.5/14.7 (MCS11)	8.95	3.50	12.45	30.00	-17.55
AVG			26	8	12.5/14.7 (MCS11)	8.94	3.50	12.44	30.00	-17.56	
6695	149	AVG	26	0	12.5/14.7 (MCS11)	8.87	3.50	12.37	30.00	-17.63	
		AVG	26	4	12.5/14.7 (MCS11)	8.71	3.50	12.21	30.00	-17.79	
		AVG	26	8	12.5/14.7 (MCS11)	8.64	3.50	12.14	30.00	-17.86	
6855	181	AVG	26	0	12.5/14.7 (MCS11)	8.93	3.50	12.43	30.00	-17.57	
		AVG	26	4	12.5/14.7 (MCS11)	8.81	3.50	12.31	30.00	-17.69	
		AVG	26	8	12.5/14.7 (MCS11)	8.70	3.50	12.20	30.00	-17.80	

Table 7-23. Antenna 5T 20MHz BW 802.11ax SP Maximum Conducted Output Power and Max EIRP (RU26)

6GHz (40MHz Bandwidth)	Frequency [MHz]	Channel	Detector	RU Size	RU Index	Data Rate [Mbps]	Conducted Power [dBm]	Ant. Gain [dBi]	Max e.i.r.p. [dBm]	Max e.i.r.p. Limit [dBm]	e.i.r.p. Margin [dB]
	5965	3	AVG	26	0	12.5/14.7 (MCS11)	8.63	3.70	12.33	30.00	-17.68
			AVG	26	8	12.5/14.7 (MCS11)	8.70	3.70	12.40	30.00	-17.60
			AVG	26	17	12.5/14.7 (MCS11)	8.66	3.70	12.36	30.00	-17.64
	6205	51	AVG	26	0	12.5/14.7 (MCS11)	8.76	3.70	12.46	30.00	-17.54
			AVG	26	8	12.5/14.7 (MCS11)	8.79	3.70	12.49	30.00	-17.51
			AVG	26	17	12.5/14.7 (MCS11)	8.67	3.70	12.37	30.00	-17.63
	6405	91	AVG	26	0	12.5/14.7 (MCS11)	8.49	3.70	12.19	30.00	-17.82
			AVG	26	8	12.5/14.7 (MCS11)	8.65	3.70	12.35	30.00	-17.65
			AVG	26	17	12.5/14.7 (MCS11)	8.88	3.70	12.58	30.00	-17.42
	6565	123	AVG	26	0	12.5/14.7 (MCS11)	8.68	3.50	12.18	30.00	-17.82
			AVG	26	8	12.5/14.7 (MCS11)	8.98	3.50	12.48	30.00	-17.52
AVG			26	17	12.5/14.7 (MCS11)	8.90	3.50	12.40	30.00	-17.60	
6725	155	AVG	26	0	12.5/14.7 (MCS11)	8.75	3.50	12.25	30.00	-17.75	
		AVG	26	8	12.5/14.7 (MCS11)	8.94	3.50	12.44	30.00	-17.56	
		AVG	26	17	12.5/14.7 (MCS11)	8.90	3.50	12.40	30.00	-17.60	
6845	179	AVG	26	0	12.5/14.7 (MCS11)	8.71	3.50	12.21	30.00	-17.79	
		AVG	26	8	12.5/14.7 (MCS11)	8.61	3.50	12.11	30.00	-17.89	
		AVG	26	17	12.5/14.7 (MCS11)	8.81	3.50	12.31	30.00	-17.69	

Table 7-24. Antenna 5T 40MHz BW 802.11ax SP Maximum Conducted Output Power and Max EIRP (RU26)

FCC ID: BCGA2995		MEASUREMENT REPORT (CERTIFICATION)	Approved by: Technical Manager
Test Report S/N: 1C2405200018-25-R1.BCG	Test Dates: 5/20/2024 - 10/1/2024	EUT Type: Tablet Device	Page 107 of 693

6GHz (80MHz Bandwidth)	Frequency [MHz]	Channel	Detector	RU Size	RU Index	Data Rate [Mbps]	Conducted Power [dBm]	Ant. Gain [dBi]	Max e.i.r.p. [dBm]	Max e.i.r.p. Limit [dBm]	e.i.r.p. Margin [dB]
	5985	7	AVG	26	0	12.5/14.7 (MCS11)	8.67	3.70	12.37	30.00	-17.63
			AVG	26	18	12.5/14.7 (MCS11)	8.76	3.70	12.46	30.00	-17.54
			AVG	26	36	12.5/14.7 (MCS11)	8.62	3.70	12.32	30.00	-17.68
	6225	55	AVG	26	0	12.5/14.7 (MCS11)	8.74	3.70	12.44	30.00	-17.56
			AVG	26	18	12.5/14.7 (MCS11)	8.79	3.70	12.49	30.00	-17.51
			AVG	26	36	12.5/14.7 (MCS11)	8.77	3.70	12.47	30.00	-17.53
	6385	87	AVG	26	0	12.5/14.7 (MCS11)	8.60	3.70	12.30	30.00	-17.70
			AVG	26	18	12.5/14.7 (MCS11)	9.00	3.70	12.70	30.00	-17.30
			AVG	26	36	12.5/14.7 (MCS11)	8.74	3.70	12.44	30.00	-17.56
	6625	135	AVG	26	0	12.5/14.7 (MCS11)	8.86	3.50	12.36	30.00	-17.64
			AVG	26	18	12.5/14.7 (MCS11)	8.63	3.50	12.13	30.00	-17.87
AVG			26	36	12.5/14.7 (MCS11)	8.95	3.50	12.45	30.00	-17.55	
6705	151	AVG	26	0	12.5/14.7 (MCS11)	8.67	3.50	12.17	30.00	-17.83	
		AVG	26	18	12.5/14.7 (MCS11)	8.87	3.50	12.37	30.00	-17.63	
		AVG	26	36	12.5/14.7 (MCS11)	8.61	3.50	12.11	30.00	-17.89	
6785	167	AVG	26	0	12.5/14.7 (MCS11)	8.70	3.50	12.20	30.00	-17.80	
		AVG	26	18	12.5/14.7 (MCS11)	8.81	3.50	12.31	30.00	-17.69	
		AVG	26	36	12.5/14.7 (MCS11)	8.65	3.50	12.15	30.00	-17.85	


Table 7-25. Antenna 5T 80MHz BW 802.11ax SP Maximum Conducted Output Power and Max EIRP (RU26)

6GHz (160MHz Bandwidth)	Frequency [MHz]	Channel	Detector	RU Size	RU Index	Data Rate [Mbps]	Conducted Power [dBm]	Ant. Gain [dBi]	Max e.i.r.p. [dBm]	Max e.i.r.p. Limit [dBm]	e.i.r.p. Margin [dB]
	6025	15 (L)	AVG	26	0	12.5/14.7 (MCS11)	8.69	3.70	12.39	30.00	-17.62
	6025		AVG	26	36	12.5/14.7 (MCS11)	8.62	3.70	12.32	30.00	-17.68
	6025	15 (U)	AVG	26	36	12.5/14.7 (MCS11)	8.73	3.70	12.43	30.00	-17.57
	6185	47 (L)	AVG	26	0	12.5/14.7 (MCS11)	8.90	3.70	12.60	30.00	-17.40
	6185		AVG	26	36	12.5/14.7 (MCS11)	8.62	3.70	12.32	30.00	-17.68
	6185	47 (U)	AVG	26	36	12.5/14.7 (MCS11)	8.71	3.70	12.41	30.00	-17.59
	6345	79 (L)	AVG	26	0	12.5/14.7 (MCS11)	8.54	3.70	12.24	30.00	-17.76
	6345		AVG	26	36	12.5/14.7 (MCS11)	8.71	3.70	12.41	30.00	-17.59
	6345	79 (U)	AVG	26	36	12.5/14.7 (MCS11)	8.78	3.70	12.48	30.00	-17.52
	6665	143 (L)	AVG	26	0	12.5/14.7 (MCS11)	8.99	3.50	12.49	30.00	-17.52
	6665		AVG	26	36	12.5/14.7 (MCS11)	8.95	3.50	12.45	30.00	-17.55
	6665	143 (U)	AVG	26	36	12.5/14.7 (MCS11)	8.69	3.50	12.19	30.00	-17.81

Table 7-26. Antenna 5T 160MHz BW 802.11ax SP Maximum Conducted Output Power and Max EIRP (RU26)

6GHz (20MHz Bandwidth)	Frequency [MHz]	Channel	Detector	RU Size	RU Index	Data Rate [Mbps]	Conducted Power [dBm]	Ant. Gain [dBi]	Max e.i.r.p. [dBm]	Max e.i.r.p. Limit [dBm]	e.i.r.p. Margin [dB]
	5955	1	AVG	106	53	53.1/62.5 (MCS11)	14.77	3.70	18.47	30.00	-11.53
			AVG	106	54	53.1/62.5 (MCS11)	14.93	3.70	18.63	30.00	-11.37
	6175	45	AVG	106	53	53.1/62.5 (MCS11)	14.83	3.70	18.53	30.00	-11.47
			AVG	106	54	53.1/62.5 (MCS11)	14.87	3.70	18.57	30.00	-11.43
	6415	93	AVG	106	53	53.1/62.5 (MCS11)	14.88	3.70	18.58	30.00	-11.42
			AVG	106	54	53.1/62.5 (MCS11)	14.81	3.70	18.51	30.00	-11.49
	6535	117	AVG	106	53	53.1/62.5 (MCS11)	14.87	3.50	18.37	30.00	-11.63
			AVG	106	54	53.1/62.5 (MCS11)	14.85	3.50	18.35	30.00	-11.65
	6695	149	AVG	106	53	53.1/62.5 (MCS11)	14.67	3.50	18.17	30.00	-11.83
			AVG	106	54	53.1/62.5 (MCS11)	14.79	3.50	18.29	30.00	-11.71
	6855	181	AVG	106	53	53.1/62.5 (MCS11)	14.94	3.50	18.44	30.00	-11.56
AVG			106	54	53.1/62.5 (MCS11)	14.85	3.50	18.35	30.00	-11.65	

Table 7-27. Antenna 5T 20MHz BW 802.11ax SP Maximum Conducted Output Power and Max EIRP (Highest Power Among Partially Loaded RU's)

FCC ID: BCGA2995			MEASUREMENT REPORT (CERTIFICATION)	Approved by: Technical Manager
Test Report S/N: 1C2405200018-25-R1.BCG	Test Dates: 5/20/2024 - 10/1/2024	EUT Type: Tablet Device	Page 108 of 693	

6GHz (40MHz Bandwidth)	Frequency [MHz]	Channel	Detector	RU Size	RU Index	Data Rate [Mbps]	Conducted Power [dBm]	Ant. Gain [dBi]	Max e.i.r.p. [dBm]	Max e.i.r.p. Limit [dBm]	e.i.r.p. Margin [dB]
	5965	3	AVG	242	61	121.9/143.4 (MCS11)	17.69	3.70	21.39	30.00	-8.62
			AVG	242	62	121.9/143.4 (MCS11)	17.80	3.70	21.50	30.00	-8.50
	6205	51	AVG	242	61	121.9/143.4 (MCS11)	17.65	3.70	21.35	30.00	-8.65
			AVG	242	62	121.9/143.4 (MCS11)	17.74	3.70	21.44	30.00	-8.56
	6405	91	AVG	242	61	121.9/143.4 (MCS11)	17.61	3.70	21.31	30.00	-8.69
			AVG	242	62	121.9/143.4 (MCS11)	17.93	3.70	21.63	30.00	-8.37
	6565	123	AVG	242	61	121.9/143.4 (MCS11)	17.76	3.50	21.26	30.00	-8.74
			AVG	242	62	121.9/143.4 (MCS11)	17.64	3.50	21.14	30.00	-8.86
	6725	155	AVG	242	61	121.9/143.4 (MCS11)	17.72	3.50	21.22	30.00	-8.78
			AVG	242	62	121.9/143.4 (MCS11)	17.83	3.50	21.33	30.00	-8.67
	6845	179	AVG	242	61	121.9/143.4 (MCS11)	17.96	3.50	21.46	30.00	-8.54
AVG			242	62	121.9/143.4 (MCS11)	17.84	3.50	21.34	30.00	-8.66	

**Table 7-28. Antenna 5T 40MHz BW 802.11ax SP Maximum Conducted Output Power and Max EIRP (Highest Power Among Partially Loaded RU's)**

6GHz (80MHz Bandwidth)	Frequency [MHz]	Channel	Detector	RU Size	RU Index	Data Rate [Mbps]	Conducted Power [dBm]	Ant. Gain [dBi]	Max e.i.r.p. [dBm]	Max e.i.r.p. Limit [dBm]	e.i.r.p. Margin [dB]
	5985	7	AVG	484	65	243.8/286.8 (MCS11)	17.95	3.70	21.65	30.00	-8.35
			AVG	484	66	243.8/286.8 (MCS11)	17.87	3.70	21.57	30.00	-8.43
	6225	55	AVG	484	65	243.8/286.8 (MCS11)	17.71	3.70	21.41	30.00	-8.59
			AVG	484	66	243.8/286.8 (MCS11)	17.89	3.70	21.59	30.00	-8.41
	6385	87	AVG	484	65	243.8/286.8 (MCS11)	17.83	3.70	21.53	30.00	-8.47
			AVG	484	66	243.8/286.8 (MCS11)	17.80	3.70	21.50	30.00	-8.50
	6625	135	AVG	484	65	243.8/286.8 (MCS11)	17.92	3.50	21.42	30.00	-8.58
			AVG	484	66	243.8/286.8 (MCS11)	17.73	3.50	21.23	30.00	-8.77
	6705	151	AVG	484	65	243.8/286.8 (MCS11)	17.83	3.50	21.33	30.00	-8.67
			AVG	484	66	243.8/286.8 (MCS11)	17.82	3.50	21.32	30.00	-8.68
	6785	167	AVG	484	65	243.8/286.8 (MCS11)	17.87	3.50	21.37	30.00	-8.63
AVG			484	66	243.8/286.8 (MCS11)	17.64	3.50	21.14	30.00	-8.86	


**Table 7-29. Antenna 5T 80MHz BW 802.11ax SP Maximum Conducted Output Power and Max EIRP (Highest Power Among Partially Loaded RU's)**

6GHz (160MHz Bandwidth)	Frequency [MHz]	Channel	Detector	RU Size	RU Index	Data Rate [Mbps]	Conducted Power [dBm]	Ant. Gain [dBi]	Max e.i.r.p. [dBm]	Max e.i.r.p. Limit [dBm]	e.i.r.p. Margin [dB]
	6025	15 (L)	AVG	996	67	510.4/600.5 (MCS11)	17.75	3.70	21.45	30.00	-8.55
	6025	15 (U)	AVG	996	67	510.4/600.5 (MCS11)	17.70	3.70	21.40	30.00	-8.60
	6185	47 (L)	AVG	996	67	510.4/600.5 (MCS11)	17.67	3.70	21.37	30.00	-8.64
	6185	47 (U)	AVG	996	67	510.4/600.5 (MCS11)	17.64	3.70	21.34	30.00	-8.66
	6345	79 (L)	AVG	996	67	510.4/600.5 (MCS11)	17.85	3.70	21.55	30.00	-8.45
	6345	79 (U)	AVG	996	67	510.4/600.5 (MCS11)	17.81	3.70	21.51	30.00	-8.49
	6665	143 (L)	AVG	996	67	510.4/600.5 (MCS11)	17.65	3.50	21.15	30.00	-8.85
	6665	143 (U)	AVG	996	67	510.4/600.5 (MCS11)	17.70	3.50	21.20	30.00	-8.80

**Table 7-30. Antenna 5T 160MHz BW 802.11ax SP Maximum Conducted Output Power and Max EIRP (Highest Power Among Partially Loaded RU's)**

6GHz (20MHz Bandwidth)	Frequency [MHz]	Channel	Detector	RU Size	RU Index	Data Rate [Mbps]	Conducted Power [dBm]	Ant. Gain [dBi]	Max e.i.r.p. [dBm]	Max e.i.r.p. Limit [dBm]	e.i.r.p. Margin [dB]
	5955	1	AVG	242	61	121.9/143.4 (MCS11)	17.85	3.70	21.55	30.00	-8.46
	6175	45	AVG	242	61	121.9/143.4 (MCS11)	17.98	3.70	21.68	30.00	-8.32
	6415	93	AVG	242	61	121.9/143.4 (MCS11)	17.80	3.70	21.50	30.00	-8.50
	6535	117	AVG	242	61	121.9/143.4 (MCS11)	17.91	3.50	21.41	30.00	-8.59
	6695	149	AVG	242	61	121.9/143.4 (MCS11)	17.96	3.50	21.46	30.00	-8.54
	6855	181	AVG	242	61	121.9/143.4 (MCS11)	17.67	3.50	21.17	30.00	-8.83

**Table 7-31. Antenna 5T 20MHz BW 802.11ax SP Maximum Conducted Output Power and Max EIRP (Fully-loaded RU)**

FCC ID: BCGA2995		MEASUREMENT REPORT (CERTIFICATION)	Approved by: Technical Manager
Test Report S/N: 1C2405200018-25-R1.BCG	Test Dates: 5/20/2024 - 10/1/2024	EUT Type: Tablet Device	Page 109 of 693



6GHz (40MHz Bandwidth)	Frequency [MHz]	Channel	Detector	RU Size	RU Index	Data Rate [Mbps]	Conducted Power [dBm]	Ant. Gain [dBi]	Max e.i.r.p. [dBm]	Max e.i.r.p. Limit [dBm]	e.i.r.p. Margin [dB]
	5965	3	AVG	484	65	243.8/286.8 (MCS11)	17.73	3.70	21.43	30.00	-8.57
	6205	51	AVG	484	65	243.8/286.8 (MCS11)	17.98	3.70	21.68	30.00	-8.32
	6405	91	AVG	484	65	243.8/286.8 (MCS11)	17.85	3.70	21.55	30.00	-8.45
	6565	123	AVG	484	65	243.8/286.8 (MCS11)	17.80	3.50	21.30	30.00	-8.70
	6725	155	AVG	484	65	243.8/286.8 (MCS11)	17.82	3.50	21.32	30.00	-8.68
	6845	179	AVG	484	65	243.8/286.8 (MCS11)	17.68	3.50	21.18	30.00	-8.82


Table 7-32. Antenna 5T 40MHz BW 802.11ax SP Maximum Conducted Output Power and Max EIRP (Fully-loaded RU)

6GHz (80MHz Bandwidth)	Frequency [MHz]	Channel	Detector	RU Size	RU Index	Data Rate [Mbps]	Conducted Power [dBm]	Ant. Gain [dBi]	Max e.i.r.p. [dBm]	Max e.i.r.p. Limit [dBm]	e.i.r.p. Margin [dB]
	5985	7	AVG	996	67	510.4/600.5 (MCS11)	17.68	3.70	21.38	30.00	-8.62
	6225	55	AVG	996	67	510.4/600.5 (MCS11)	17.81	3.70	21.51	30.00	-8.49
	6385	87	AVG	996	67	510.4/600.5 (MCS11)	17.75	3.70	21.45	30.00	-8.55
	6625	135	AVG	996	67	510.4/600.5 (MCS11)	17.66	3.50	21.16	30.00	-8.84
	6705	151	AVG	996	67	510.4/600.5 (MCS11)	17.75	3.50	21.25	30.00	-8.75
	6785	167	AVG	996	67	510.4/600.5 (MCS11)	17.58	3.50	21.08	30.00	-8.92

Table 7-33. Antenna 5T 80MHz BW 802.11ax SP Maximum Conducted Output Power and Max EIRP (Fully-loaded RU)

6GHz (160MHz Bandwidth)	Frequency [MHz]	Channel	Detector	RU Size	RU Index	Data Rate [Mbps]	Conducted Power [dBm]	Ant. Gain [dBi]	Max e.i.r.p. [dBm]	Max e.i.r.p. Limit [dBm]	e.i.r.p. Margin [dB]
	6025	15	AVG	996x2	68	1020.8/1201 (MCS11)	17.87	3.70	21.57	30.00	-8.43
	6185	47	AVG	996x2	68	1020.8/1201 (MCS11)	17.84	3.70	21.54	30.00	-8.46
	6345	79	AVG	996x2	68	1020.8/1201 (MCS11)	17.64	3.70	21.34	30.00	-8.66
	6665	143	AVG	996x2	68	1020.8/1201 (MCS11)	17.71	3.50	21.21	30.00	-8.79

Table 7-34. Antenna 5T 160MHz BW 802.11ax SP Maximum Conducted Output Power and Max EIRP (Fully-loaded RU)

FCC ID: BCGA2995			MEASUREMENT REPORT (CERTIFICATION)	Approved by: Technical Manager
Test Report S/N: 1C2405200018-25-R1.BCG	Test Dates: 5/20/2024 - 10/1/2024	EUT Type: Tablet Device		Page 110 of 693


### 7.3.2 Antenna 3b SP Conducted Output Power Measurements

6GHz (20MHz Bandwidth)	Frequency [MHz]	Channel	Detector	RU Size	RU Index	Data Rate [Mbps]	Conducted Power [dBm]	Ant. Gain [dBi]	Max e.i.r.p. [dBm]	Max e.i.r.p. Limit [dBm]	e.i.r.p. Margin [dB]
	5955	1	AVG	26	0	12.5/14.7 (MCS11)	8.64	0.60	9.24	30.00	-20.76
			AVG	26	4	12.5/14.7 (MCS11)	8.82	0.60	9.42	30.00	-20.58
			AVG	26	8	12.5/14.7 (MCS11)	8.71	0.60	9.31	30.00	-20.69
	6175	45	AVG	26	0	12.5/14.7 (MCS11)	8.97	0.60	9.57	30.00	-20.43
			AVG	26	4	12.5/14.7 (MCS11)	8.76	0.60	9.36	30.00	-20.64
			AVG	26	8	12.5/14.7 (MCS11)	8.93	0.60	9.53	30.00	-20.47
	6415	93	AVG	26	0	12.5/14.7 (MCS11)	8.88	0.60	9.48	30.00	-20.52
			AVG	26	4	12.5/14.7 (MCS11)	8.89	0.60	9.49	30.00	-20.51
			AVG	26	8	12.5/14.7 (MCS11)	8.77	0.60	9.37	30.00	-20.63
	6535	117	AVG	26	0	12.5/14.7 (MCS11)	8.82	0.60	9.22	30.00	-20.78
			AVG	26	4	12.5/14.7 (MCS11)	8.92	0.60	9.52	30.00	-20.48
AVG			26	8	12.5/14.7 (MCS11)	8.65	0.60	9.25	30.00	-20.75	
6695	149	AVG	26	0	12.5/14.7 (MCS11)	8.94	0.60	9.54	30.00	-20.46	
		AVG	26	4	12.5/14.7 (MCS11)	8.80	0.60	9.40	30.00	-20.60	
		AVG	26	8	12.5/14.7 (MCS11)	8.84	0.60	9.44	30.00	-20.56	
6855	181	AVG	26	0	12.5/14.7 (MCS11)	8.65	0.60	9.25	30.00	-20.75	
		AVG	26	4	12.5/14.7 (MCS11)	8.91	0.60	9.51	30.00	-20.50	
		AVG	26	8	12.5/14.7 (MCS11)	8.74	0.60	9.34	30.00	-20.66	

Table 7-35. Antenna 3b 20MHz BW 802.11ax SP Maximum Conducted Output Power and Max EIRP (RU26)

6GHz (40MHz Bandwidth)	Frequency [MHz]	Channel	Detector	RU Size	RU Index	Data Rate [Mbps]	Conducted Power [dBm]	Ant. Gain [dBi]	Max e.i.r.p. [dBm]	Max e.i.r.p. Limit [dBm]	e.i.r.p. Margin [dB]
	5965	3	AVG	26	0	12.5/14.7 (MCS11)	8.68	0.60	9.28	30.00	-20.72
			AVG	26	8	12.5/14.7 (MCS11)	8.66	0.60	9.26	30.00	-20.74
			AVG	26	17	12.5/14.7 (MCS11)	8.88	0.60	9.48	30.00	-20.52
	6205	51	AVG	26	0	12.5/14.7 (MCS11)	8.86	0.60	9.46	30.00	-20.54
			AVG	26	8	12.5/14.7 (MCS11)	8.81	0.60	9.41	30.00	-20.59
			AVG	26	17	12.5/14.7 (MCS11)	8.87	0.60	9.47	30.00	-20.53
	6405	91	AVG	26	0	12.5/14.7 (MCS11)	8.91	0.60	9.51	30.00	-20.49
			AVG	26	8	12.5/14.7 (MCS11)	8.65	0.60	9.25	30.00	-20.75
			AVG	26	17	12.5/14.7 (MCS11)	8.66	0.60	9.26	30.00	-20.74
	6565	123	AVG	26	0	12.5/14.7 (MCS11)	8.93	0.60	9.53	30.00	-20.47
			AVG	26	8	12.5/14.7 (MCS11)	8.87	0.60	9.47	30.00	-20.53
AVG			26	17	12.5/14.7 (MCS11)	8.62	0.60	9.22	30.00	-20.78	
6725	155	AVG	26	0	12.5/14.7 (MCS11)	8.64	0.60	9.24	30.00	-20.76	
		AVG	26	8	12.5/14.7 (MCS11)	8.95	0.60	9.55	30.00	-20.46	
		AVG	26	17	12.5/14.7 (MCS11)	8.86	0.60	9.46	30.00	-20.54	
6845	179	AVG	26	0	12.5/14.7 (MCS11)	8.73	0.60	9.33	30.00	-20.67	
		AVG	26	8	12.5/14.7 (MCS11)	8.99	0.60	9.59	30.00	-20.41	
		AVG	26	17	12.5/14.7 (MCS11)	8.72	0.60	9.32	30.00	-20.69	

Table 7-36. Antenna 3b 40MHz BW 802.11ax SP Maximum Conducted Output Power and Max EIRP (RU26)

FCC ID: BCGA2995		MEASUREMENT REPORT (CERTIFICATION)	Approved by: Technical Manager
Test Report S/N: 1C2405200018-25-R1.BCG	Test Dates: 5/20/2024 - 10/1/2024	EUT Type: Tablet Device	Page 111 of 693

6GHz (80MHz Bandwidth)	Frequency [MHz]	Channel	Detector	RU Size	RU Index	Data Rate [Mbps]	Conducted Power [dBm]	Ant. Gain [dBi]	Max e.i.r.p. [dBm]	Max e.i.r.p. Limit [dBm]	e.i.r.p. Margin [dB]
	5985	7	AVG	26	0	12.5/14.7 (MCS11)	8.73	0.60	9.33	30.00	-20.67
			AVG	26	18	12.5/14.7 (MCS11)	8.63	0.60	9.23	30.00	-20.77
			AVG	26	36	12.5/14.7 (MCS11)	8.61	0.60	9.21	30.00	-20.79
	6225	55	AVG	26	0	12.5/14.7 (MCS11)	8.65	0.60	9.25	30.00	-20.75
			AVG	26	18	12.5/14.7 (MCS11)	8.93	0.60	9.53	30.00	-20.47
			AVG	26	36	12.5/14.7 (MCS11)	8.72	0.60	9.32	30.00	-20.69
	6385	87	AVG	26	0	12.5/14.7 (MCS11)	8.85	0.60	9.45	30.00	-20.55
			AVG	26	18	12.5/14.7 (MCS11)	8.60	0.60	9.20	30.00	-20.80
			AVG	26	36	12.5/14.7 (MCS11)	8.88	0.60	9.48	30.00	-20.52
	6625	135	AVG	26	0	12.5/14.7 (MCS11)	8.80	0.60	9.40	30.00	-20.60
			AVG	26	18	12.5/14.7 (MCS11)	8.91	0.60	9.51	30.00	-20.49
AVG			26	36	12.5/14.7 (MCS11)	9.00	0.60	9.60	30.00	-20.40	
6705	151	AVG	26	0	12.5/14.7 (MCS11)	8.99	0.60	9.59	30.00	-20.41	
		AVG	26	18	12.5/14.7 (MCS11)	8.69	0.60	9.29	30.00	-20.71	
		AVG	26	36	12.5/14.7 (MCS11)	8.97	0.60	9.57	30.00	-20.43	
6785	167	AVG	26	0	12.5/14.7 (MCS11)	8.89	0.60	9.49	30.00	-20.52	
		AVG	26	18	12.5/14.7 (MCS11)	8.84	0.60	9.44	30.00	-20.56	
		AVG	26	36	12.5/14.7 (MCS11)	8.93	0.60	9.53	30.00	-20.47	


Table 7-37. Antenna 3b 80MHz BW 802.11ax SP Maximum Conducted Output Power and Max EIRP (RU26)

6GHz (160MHz Bandwidth)	Frequency [MHz]	Channel	Detector	RU Size	RU Index	Data Rate [Mbps]	Conducted Power [dBm]	Ant. Gain [dBi]	Max e.i.r.p. [dBm]	Max e.i.r.p. Limit [dBm]	e.i.r.p. Margin [dB]
	6025	15 (L)	AVG	26	0	12.5/14.7 (MCS11)	8.62	0.60	9.22	30.00	-20.78
	6025		AVG	26	36	12.5/14.7 (MCS11)	8.63	0.60	9.23	30.00	-20.77
	6025	15 (U)	AVG	26	36	12.5/14.7 (MCS11)	8.93	0.60	9.53	30.00	-20.47
	6185	47 (L)	AVG	26	0	12.5/14.7 (MCS11)	8.99	0.60	9.59	30.00	-20.41
	6185		AVG	26	36	12.5/14.7 (MCS11)	8.75	0.60	9.35	30.00	-20.66
	6185	47 (U)	AVG	26	36	12.5/14.7 (MCS11)	8.88	0.60	9.48	30.00	-20.52
	6345	79 (L)	AVG	26	0	12.5/14.7 (MCS11)	8.77	0.60	9.37	30.00	-20.63
	6345		AVG	26	36	12.5/14.7 (MCS11)	8.79	0.60	9.39	30.00	-20.61
	6345	79 (U)	AVG	26	36	12.5/14.7 (MCS11)	8.71	0.60	9.31	30.00	-20.69
	6665	143 (L)	AVG	26	0	12.5/14.7 (MCS11)	8.94	0.60	9.54	30.00	-20.46
	6665		AVG	26	36	12.5/14.7 (MCS11)	8.89	0.60	9.49	30.00	-20.51
	6665	143 (U)	AVG	26	36	12.5/14.7 (MCS11)	8.91	0.60	9.51	30.00	-20.49

Table 7-38. Antenna 3b 160MHz BW 802.11ax SP Maximum Conducted Output Power and Max EIRP (RU26)

6GHz (20MHz Bandwidth)	Frequency [MHz]	Channel	Detector	RU Size	RU Index	Data Rate [Mbps]	Conducted Power [dBm]	Ant. Gain [dBi]	Max e.i.r.p. [dBm]	Max e.i.r.p. Limit [dBm]	e.i.r.p. Margin [dB]
	5955	1	AVG	106	53	53.1/62.5 (MCS11)	14.80	0.60	15.40	30.00	-14.60
			AVG	106	54	53.1/62.5 (MCS11)	14.81	0.60	15.41	30.00	-14.59
	6175	45	AVG	106	53	53.1/62.5 (MCS11)	14.67	0.60	15.27	30.00	-14.73
			AVG	106	54	53.1/62.5 (MCS11)	14.64	0.60	15.24	30.00	-14.76
	6415	93	AVG	106	53	53.1/62.5 (MCS11)	14.79	0.60	15.39	30.00	-14.61
			AVG	106	54	53.1/62.5 (MCS11)	14.84	0.60	15.44	30.00	-14.56
	6535	117	AVG	106	53	53.1/62.5 (MCS11)	14.71	0.60	15.31	30.00	-14.69
			AVG	106	54	53.1/62.5 (MCS11)	14.71	0.60	15.31	30.00	-14.70
	6695	149	AVG	106	53	53.1/62.5 (MCS11)	14.83	0.60	15.43	30.00	-14.57
			AVG	106	54	53.1/62.5 (MCS11)	14.75	0.60	15.35	30.00	-14.65
	6855	181	AVG	106	53	53.1/62.5 (MCS11)	14.62	0.60	15.22	30.00	-14.78
			AVG	106	54	53.1/62.5 (MCS11)	14.81	0.60	15.41	30.00	-14.59

Table 7-39. Antenna 3b 20MHz BW 802.11ax SP Maximum Conducted Output Power and Max EIRP (Highest Power Among Partially Loaded RU's)

FCC ID: BCGA2995			MEASUREMENT REPORT (CERTIFICATION)	Approved by: Technical Manager
Test Report S/N: 1C2405200018-25-R1.BCG	Test Dates: 5/20/2024 - 10/1/2024	EUT Type: Tablet Device	Page 112 of 693	

6GHz (40MHz Bandwidth)	Frequency [MHz]	Channel	Detector	RU Size	RU Index	Data Rate [Mbps]	Conducted Power [dBm]	Ant. Gain [dBi]	Max e.i.r.p. [dBm]	Max e.i.r.p. Limit [dBm]	e.i.r.p. Margin [dB]
	5965	3	AVG	242	61	121.9/143.4 (MCS11)	17.74	0.60	18.34	30.00	-11.66
			AVG	242	62	121.9/143.4 (MCS11)	17.85	0.60	18.45	30.00	-11.55
	6205	51	AVG	242	61	121.9/143.4 (MCS11)	17.86	0.60	18.46	30.00	-11.54
			AVG	242	62	121.9/143.4 (MCS11)	17.85	0.60	18.45	30.00	-11.55
	6405	91	AVG	242	61	121.9/143.4 (MCS11)	17.86	0.60	18.46	30.00	-11.55
			AVG	242	62	121.9/143.4 (MCS11)	17.96	0.60	18.56	30.00	-11.44
	6565	123	AVG	242	61	121.9/143.4 (MCS11)	17.84	0.60	18.44	30.00	-11.56
			AVG	242	62	121.9/143.4 (MCS11)	17.93	0.60	18.53	30.00	-11.47
	6725	155	AVG	242	61	121.9/143.4 (MCS11)	17.75	0.60	18.35	30.00	-11.65
			AVG	242	62	121.9/143.4 (MCS11)	17.83	0.60	18.43	30.00	-11.57
	6845	179	AVG	242	61	121.9/143.4 (MCS11)	17.63	0.60	18.23	30.00	-11.78
AVG			242	62	121.9/143.4 (MCS11)	17.74	0.60	18.34	30.00	-11.66	

Table 7-40. Antenna 3b 40MHz BW 802.11ax SP Maximum Conducted Output Power and Max EIRP (Highest Power Among Partially Loaded RU's)

6GHz (80MHz Bandwidth)	Frequency [MHz]	Channel	Detector	RU Size	RU Index	Data Rate [Mbps]	Conducted Power [dBm]	Ant. Gain [dBi]	Max e.i.r.p. [dBm]	Max e.i.r.p. Limit [dBm]	e.i.r.p. Margin [dB]
	5985	7	AVG	484	65	243.8/286.8 (MCS11)	17.78	0.60	18.38	30.00	-11.62
			AVG	484	66	243.8/286.8 (MCS11)	17.94	0.60	18.54	30.00	-11.46
	6225	55	AVG	484	65	243.8/286.8 (MCS11)	17.74	0.60	18.34	30.00	-11.66
			AVG	484	66	243.8/286.8 (MCS11)	17.78	0.60	18.38	30.00	-11.62
	6385	87	AVG	484	65	243.8/286.8 (MCS11)	17.85	0.60	18.45	30.00	-11.55
			AVG	484	66	243.8/286.8 (MCS11)	17.62	0.60	18.22	30.00	-11.79
	6625	135	AVG	484	65	243.8/286.8 (MCS11)	17.63	0.60	18.23	30.00	-11.77
			AVG	484	66	243.8/286.8 (MCS11)	17.61	0.60	18.21	30.00	-11.79
	6705	151	AVG	484	65	243.8/286.8 (MCS11)	17.79	0.60	18.39	30.00	-11.61
			AVG	484	66	243.8/286.8 (MCS11)	17.64	0.60	18.24	30.00	-11.76
	6785	167	AVG	484	65	243.8/286.8 (MCS11)	17.93	0.60	18.53	30.00	-11.47
AVG			484	66	243.8/286.8 (MCS11)	17.69	0.60	18.29	30.00	-11.71	


Table 7-41. Antenna 3b 80MHz BW 802.11ax SP Maximum Conducted Output Power and Max EIRP (Highest Power Among Partially Loaded RU's)

6GHz (160MHz Bandwidth)	Frequency [MHz]	Channel	Detector	RU Size	RU Index	Data Rate [Mbps]	Conducted Power [dBm]	Ant. Gain [dBi]	Max e.i.r.p. [dBm]	Max e.i.r.p. Limit [dBm]	e.i.r.p. Margin [dB]
	6025	15 (L)	AVG	996	67	510.4/600.5 (MCS11)	18.00	0.60	18.60	30.00	-11.40
	6025	15 (U)	AVG	996	67	510.4/600.5 (MCS11)	17.98	0.60	18.58	30.00	-11.42
	6185	47 (L)	AVG	996	67	510.4/600.5 (MCS11)	17.85	0.60	18.45	30.00	-11.55
	6185	47 (U)	AVG	996	67	510.4/600.5 (MCS11)	17.83	0.60	18.43	30.00	-11.57
	6345	79 (L)	AVG	996	67	510.4/600.5 (MCS11)	17.66	0.60	18.26	30.00	-11.75
	6345	79 (U)	AVG	996	67	510.4/600.5 (MCS11)	17.71	0.60	18.31	30.00	-11.69
	6665	143 (L)	AVG	996	67	510.4/600.5 (MCS11)	17.86	0.60	18.46	30.00	-11.54
	6665	143 (U)	AVG	996	67	510.4/600.5 (MCS11)	17.81	0.60	18.41	30.00	-11.59

Table 7-42. Antenna 3b 160MHz BW 802.11ax SP Maximum Conducted Output Power and Max EIRP (Highest Power Among Partially Loaded RU's)

6GHz (20MHz Bandwidth)	Frequency [MHz]	Channel	Detector	RU Size	RU Index	Data Rate [Mbps]	Conducted Power [dBm]	Ant. Gain [dBi]	Max e.i.r.p. [dBm]	Max e.i.r.p. Limit [dBm]	e.i.r.p. Margin [dB]
	5955	1	AVG	242	61	121.9/143.4 (MCS11)	17.70	0.60	18.30	30.00	-11.70
	6175	45	AVG	242	61	121.9/143.4 (MCS11)	17.78	0.60	18.38	30.00	-11.62
	6415	93	AVG	242	61	121.9/143.4 (MCS11)	17.77	0.60	18.37	30.00	-11.63
	6535	117	AVG	242	61	121.9/143.4 (MCS11)	17.98	0.60	18.58	30.00	-11.42
	6695	149	AVG	242	61	121.9/143.4 (MCS11)	17.73	0.60	18.33	30.00	-11.67
	6855	181	AVG	242	61	121.9/143.4 (MCS11)	17.56	0.60	18.16	30.00	-11.84

Table 7-43. Antenna 3b 20MHz BW 802.11ax SP Maximum Conducted Output Power and Max EIRP (Fully-loaded RU)

FCC ID: BCGA2995			MEASUREMENT REPORT (CERTIFICATION)	Approved by: Technical Manager
Test Report S/N: 1C2405200018-25-R1.BCG	Test Dates: 5/20/2024 - 10/1/2024	EUT Type: Tablet Device	Page 113 of 693	

6GHz (40MHz Bandwidth)	Frequency [MHz]	Channel	Detector	RU Size	RU Index	Data Rate [Mbps]	Conducted Power [dBm]	Ant. Gain [dBi]	Max e.i.r.p. [dBm]	Max e.i.r.p. Limit [dBm]	e.i.r.p. Margin [dB]
	5965	3	AVG	484	65	243.8/286.8 (MCS11)	17.63	0.60	18.23	30.00	-11.77
	6205	51	AVG	484	65	243.8/286.8 (MCS11)	17.83	0.60	18.43	30.00	-11.57
	6405	91	AVG	484	65	243.8/286.8 (MCS11)	17.85	0.60	18.45	30.00	-11.55
	6565	123	AVG	484	65	243.8/286.8 (MCS11)	17.84	0.60	18.44	30.00	-11.56
	6725	155	AVG	484	65	243.8/286.8 (MCS11)	17.73	0.60	18.33	30.00	-11.67
	6845	179	AVG	484	65	243.8/286.8 (MCS11)	17.95	0.60	18.55	30.00	-11.45


Table 7-44. Antenna 3b 40MHz BW 802.11ax SP Maximum Conducted Output Power and Max EIRP (Fully-loaded RU)

6GHz (80MHz Bandwidth)	Frequency [MHz]	Channel	Detector	RU Size	RU Index	Data Rate [Mbps]	Conducted Power [dBm]	Ant. Gain [dBi]	Max e.i.r.p. [dBm]	Max e.i.r.p. Limit [dBm]	e.i.r.p. Margin [dB]
	5985	7	AVG	996	67	510.4/600.5 (MCS11)	17.73	0.60	18.33	30.00	-11.68
	6225	55	AVG	996	67	510.4/600.5 (MCS11)	17.96	0.60	18.56	30.00	-11.44
	6385	87	AVG	996	67	510.4/600.5 (MCS11)	17.86	0.60	18.46	30.00	-11.54
	6625	135	AVG	996	67	510.4/600.5 (MCS11)	17.70	0.60	18.30	30.00	-11.70
	6705	151	AVG	996	67	510.4/600.5 (MCS11)	17.83	0.60	18.43	30.00	-11.57
	6785	167	AVG	996	67	510.4/600.5 (MCS11)	17.84	0.60	18.44	30.00	-11.56

Table 7-45. Antenna 3b 80MHz BW 802.11ax SP Maximum Conducted Output Power and Max EIRP (Fully-loaded RU)

6GHz (160MHz Bandwidth)	Frequency [MHz]	Channel	Detector	RU Size	RU Index	Data Rate [Mbps]	Conducted Power [dBm]	Ant. Gain [dBi]	Max e.i.r.p. [dBm]	Max e.i.r.p. Limit [dBm]	e.i.r.p. Margin [dB]
	6025	15	AVG	996x2	68	1020.8/1201 (MCS11)	17.98	0.60	18.58	30.00	-11.43
	6185	47	AVG	996x2	68	1020.8/1201 (MCS11)	17.82	0.60	18.42	30.00	-11.58
	6345	79	AVG	996x2	68	1020.8/1201 (MCS11)	17.59	0.60	18.19	30.00	-11.82
	6665	143	AVG	996x2	68	1020.8/1201 (MCS11)	17.68	0.60	18.28	30.00	-11.72

Table 7-46. Antenna 3b 160MHz BW 802.11ax SP Maximum Conducted Output Power and Max EIRP (Fully-loaded RU)

FCC ID: BCGA2995			MEASUREMENT REPORT (CERTIFICATION)	Approved by: Technical Manager
Test Report S/N: 1C2405200018-25-R1.BCG	Test Dates: 5/20/2024 - 10/1/2024	EUT Type: Tablet Device	Page 114 of 693	


### 7.3.3 Antenna 1b SP Conducted Output Power Measurements

6GHz (20MHz Bandwidth)	Frequency [MHz]	Channel	Detector	RU Size	RU Index	Data Rate [Mbps]	Conducted Power [dBm]	Ant. Gain [dBi]	Max e.i.r.p. [dBm]	Max e.i.r.p. Limit [dBm]	e.i.r.p. Margin [dB]
	5955	1	AVG	26	0	12.5/14.7 (MCS11)	8.79	0.80	9.59	30.00	-20.41
			AVG	26	4	12.5/14.7 (MCS11)	8.82	0.80	9.62	30.00	-20.38
			AVG	26	8	12.5/14.7 (MCS11)	8.85	0.80	9.65	30.00	-20.36
	6175	45	AVG	26	0	12.5/14.7 (MCS11)	8.83	0.80	9.63	30.00	-20.37
			AVG	26	4	12.5/14.7 (MCS11)	8.87	0.80	9.67	30.00	-20.33
			AVG	26	8	12.5/14.7 (MCS11)	8.95	0.80	9.75	30.00	-20.25
	6415	93	AVG	26	0	12.5/14.7 (MCS11)	8.70	0.80	9.50	30.00	-20.50
			AVG	26	4	12.5/14.7 (MCS11)	8.81	0.80	9.61	30.00	-20.40
			AVG	26	8	12.5/14.7 (MCS11)	8.99	0.80	9.79	30.00	-20.21
	6535	117	AVG	26	0	12.5/14.7 (MCS11)	8.87	0.50	9.37	30.00	-20.63
			AVG	26	4	12.5/14.7 (MCS11)	8.64	0.50	9.14	30.00	-20.86
AVG			26	8	12.5/14.7 (MCS11)	8.95	0.50	9.45	30.00	-20.55	
6695	149	AVG	26	0	12.5/14.7 (MCS11)	8.93	0.50	9.43	30.00	-20.57	
		AVG	26	4	12.5/14.7 (MCS11)	8.86	0.50	9.36	30.00	-20.64	
		AVG	26	8	12.5/14.7 (MCS11)	8.77	0.50	9.27	30.00	-20.74	
6855	181	AVG	26	0	12.5/14.7 (MCS11)	8.69	0.50	9.19	30.00	-20.81	
		AVG	26	4	12.5/14.7 (MCS11)	8.58	0.50	9.08	30.00	-20.92	
		AVG	26	8	12.5/14.7 (MCS11)	8.53	0.50	9.03	30.00	-20.97	

Table 7-47. Antenna 1b 20MHz BW 802.11ax SP Maximum Conducted Output Power and Max EIRP (RU26)

6GHz (40MHz Bandwidth)	Frequency [MHz]	Channel	Detector	RU Size	RU Index	Data Rate [Mbps]	Conducted Power [dBm]	Ant. Gain [dBi]	Max e.i.r.p. [dBm]	Max e.i.r.p. Limit [dBm]	e.i.r.p. Margin [dB]
	5965	3	AVG	26	0	12.5/14.7 (MCS11)	8.47	0.80	9.27	30.00	-20.73
			AVG	26	8	12.5/14.7 (MCS11)	8.63	0.80	9.43	30.00	-20.57
			AVG	26	17	12.5/14.7 (MCS11)	8.89	0.80	9.69	30.00	-20.31
	6205	51	AVG	26	0	12.5/14.7 (MCS11)	8.65	0.80	9.45	30.00	-20.55
			AVG	26	8	12.5/14.7 (MCS11)	8.91	0.80	9.71	30.00	-20.29
			AVG	26	17	12.5/14.7 (MCS11)	8.65	0.80	9.45	30.00	-20.55
	6405	91	AVG	26	0	12.5/14.7 (MCS11)	8.72	0.80	9.52	30.00	-20.48
			AVG	26	8	12.5/14.7 (MCS11)	8.72	0.80	9.52	30.00	-20.48
			AVG	26	17	12.5/14.7 (MCS11)	8.85	0.80	9.65	30.00	-20.35
	6565	123	AVG	26	0	12.5/14.7 (MCS11)	8.78	0.50	9.28	30.00	-20.72
			AVG	26	8	12.5/14.7 (MCS11)	8.71	0.50	9.21	30.00	-20.80
AVG			26	17	12.5/14.7 (MCS11)	8.76	0.50	9.26	30.00	-20.74	
6725	155	AVG	26	0	12.5/14.7 (MCS11)	8.88	0.50	9.38	30.00	-20.62	
		AVG	26	8	12.5/14.7 (MCS11)	8.81	0.50	9.31	30.00	-20.69	
		AVG	26	17	12.5/14.7 (MCS11)	8.64	0.50	9.14	30.00	-20.86	
6845	179	AVG	26	0	12.5/14.7 (MCS11)	8.89	0.50	9.39	30.00	-20.61	
		AVG	26	8	12.5/14.7 (MCS11)	8.66	0.50	9.16	30.00	-20.84	
		AVG	26	17	12.5/14.7 (MCS11)	8.81	0.50	9.31	30.00	-20.69	

Table 7-48. Antenna 1b 40MHz BW 802.11ax SP Maximum Conducted Output Power and Max EIRP (RU26)

FCC ID: BCGA2995		MEASUREMENT REPORT (CERTIFICATION)	Approved by: Technical Manager
Test Report S/N: 1C2405200018-25-R1.BCG	Test Dates: 5/20/2024 - 10/1/2024	EUT Type: Tablet Device	Page 115 of 693

6GHz (80MHz Bandwidth)	Frequency [MHz]	Channel	Detector	RU Size	RU Index	Data Rate [Mbps]	Conducted Power [dBm]	Ant. Gain [dBi]	Max e.i.r.p. [dBm]	Max e.i.r.p. Limit [dBm]	e.i.r.p. Margin [dB]
	5985	7	AVG	26	0	12.5/14.7 (MCS11)	8.80	0.80	9.60	30.00	-20.40
			AVG	26	18	12.5/14.7 (MCS11)	8.55	0.80	9.35	30.00	-20.65
			AVG	26	36	12.5/14.7 (MCS11)	8.74	0.80	9.54	30.00	-20.46
	6225	55	AVG	26	0	12.5/14.7 (MCS11)	8.71	0.80	9.51	30.00	-20.50
			AVG	26	18	12.5/14.7 (MCS11)	8.71	0.80	9.51	30.00	-20.49
			AVG	26	36	12.5/14.7 (MCS11)	8.73	0.80	9.53	30.00	-20.47
	6385	87	AVG	26	0	12.5/14.7 (MCS11)	8.98	0.80	9.78	30.00	-20.23
			AVG	26	18	12.5/14.7 (MCS11)	8.83	0.80	9.63	30.00	-20.37
			AVG	26	36	12.5/14.7 (MCS11)	8.91	0.80	9.71	30.00	-20.29
	6625	135	AVG	26	0	12.5/14.7 (MCS11)	8.83	0.50	9.33	30.00	-20.67
			AVG	26	18	12.5/14.7 (MCS11)	8.88	0.50	9.38	30.00	-20.62
AVG			26	36	12.5/14.7 (MCS11)	8.74	0.50	9.24	30.00	-20.76	
6705	151	AVG	26	0	12.5/14.7 (MCS11)	8.85	0.50	9.35	30.00	-20.65	
		AVG	26	18	12.5/14.7 (MCS11)	8.65	0.50	9.15	30.00	-20.85	
		AVG	26	36	12.5/14.7 (MCS11)	8.99	0.50	9.49	30.00	-20.51	
6785	167	AVG	26	0	12.5/14.7 (MCS11)	8.99	0.50	9.49	30.00	-20.51	
		AVG	26	18	12.5/14.7 (MCS11)	8.68	0.50	9.18	30.00	-20.82	
		AVG	26	36	12.5/14.7 (MCS11)	8.62	0.50	9.12	30.00	-20.88	


Table 7-49. Antenna 1b 80MHz BW 802.11ax SP Maximum Conducted Output Power and Max EIRP (RU26)

6GHz (160MHz Bandwidth)	Frequency [MHz]	Channel	Detector	RU Size	RU Index	Data Rate [Mbps]	Conducted Power [dBm]	Ant. Gain [dBi]	Max e.i.r.p. [dBm]	Max e.i.r.p. Limit [dBm]	e.i.r.p. Margin [dB]
	6025	15 (L)	AVG	26	0	12.5/14.7 (MCS11)	8.73	0.80	9.53	30.00	-20.47
			AVG	26	36	12.5/14.7 (MCS11)	8.84	0.80	9.64	30.00	-20.36
	6025	15 (U)	AVG	26	36	12.5/14.7 (MCS11)	8.67	0.80	9.47	30.00	-20.53
	6185	47 (L)	AVG	26	0	12.5/14.7 (MCS11)	8.86	0.80	9.66	30.00	-20.34
			AVG	26	36	12.5/14.7 (MCS11)	8.74	0.80	9.54	30.00	-20.46
	6185	47 (U)	AVG	26	36	12.5/14.7 (MCS11)	8.76	0.80	9.56	30.00	-20.44
	6345	79 (L)	AVG	26	0	12.5/14.7 (MCS11)	8.97	0.80	9.77	30.00	-20.23
			AVG	26	36	12.5/14.7 (MCS11)	8.73	0.80	9.53	30.00	-20.47
	6345	79 (U)	AVG	26	36	12.5/14.7 (MCS11)	8.75	0.80	9.55	30.00	-20.45
	6665	143 (L)	AVG	26	0	12.5/14.7 (MCS11)	8.59	0.50	9.09	30.00	-20.91
			AVG	26	36	12.5/14.7 (MCS11)	8.79	0.50	9.29	30.00	-20.71
	6665	143 (U)	AVG	26	36	12.5/14.7 (MCS11)	8.82	0.50	9.32	30.00	-20.68

Table 7-50. Antenna 1b 160MHz BW 802.11ax SP Maximum Conducted Output Power and Max EIRP (RU26)

6GHz (20MHz Bandwidth)	Frequency [MHz]	Channel	Detector	RU Size	RU Index	Data Rate [Mbps]	Conducted Power [dBm]	Ant. Gain [dBi]	Max e.i.r.p. [dBm]	Max e.i.r.p. Limit [dBm]	e.i.r.p. Margin [dB]
	5955	1	AVG	106	53	53.1/62.5 (MCS11)	14.69	0.80	15.49	30.00	-14.51
			AVG	106	54	53.1/62.5 (MCS11)	14.64	0.80	15.44	30.00	-14.56
	6175	45	AVG	106	53	53.1/62.5 (MCS11)	14.99	0.80	15.79	30.00	-14.21
			AVG	106	54	53.1/62.5 (MCS11)	14.97	0.80	15.77	30.00	-14.23
	6415	93	AVG	106	53	53.1/62.5 (MCS11)	14.95	0.80	15.75	30.00	-14.25
			AVG	106	54	53.1/62.5 (MCS11)	14.99	0.80	15.79	30.00	-14.21
	6535	117	AVG	106	53	53.1/62.5 (MCS11)	14.77	0.50	15.27	30.00	-14.73
			AVG	106	54	53.1/62.5 (MCS11)	14.80	0.50	15.30	30.00	-14.70
	6695	149	AVG	106	53	53.1/62.5 (MCS11)	14.85	0.50	15.35	30.00	-14.65
			AVG	106	54	53.1/62.5 (MCS11)	14.80	0.50	15.30	30.00	-14.70
	6855	181	AVG	106	53	53.1/62.5 (MCS11)	14.88	0.50	15.38	30.00	-14.63
AVG			106	54	53.1/62.5 (MCS11)	14.82	0.50	15.32	30.00	-14.68	

Table 7-51. Antenna 1b 20MHz BW 802.11ax SP Maximum Conducted Output Power and Max EIRP (Highest Power Among Partially Loaded RU's)

FCC ID: BCGA2995			MEASUREMENT REPORT (CERTIFICATION)	Approved by: Technical Manager
Test Report S/N: 1C2405200018-25-R1.BCG	Test Dates: 5/20/2024 - 10/1/2024	EUT Type: Tablet Device	Page 116 of 693	

6GHz (40MHz Bandwidth)	Frequency [MHz]	Channel	Detector	RU Size	RU Index	Data Rate [Mbps]	Conducted Power [dBm]	Ant. Gain [dBi]	Max e.i.r.p. [dBm]	Max e.i.r.p. Limit [dBm]	e.i.r.p. Margin [dB]
	5965	3	AVG	242	61	121.9/143.4 (MCS11)	17.82	0.80	18.62	30.00	-11.38
			AVG	242	62	121.9/143.4 (MCS11)	17.61	0.80	18.41	30.00	-11.59
	6205	51	AVG	242	61	121.9/143.4 (MCS11)	17.96	0.80	18.76	30.00	-11.24
			AVG	242	62	121.9/143.4 (MCS11)	17.79	0.80	18.59	30.00	-11.42
	6405	91	AVG	242	61	121.9/143.4 (MCS11)	17.93	0.80	18.73	30.00	-11.27
			AVG	242	62	121.9/143.4 (MCS11)	17.98	0.80	18.78	30.00	-11.22
	6565	123	AVG	242	61	121.9/143.4 (MCS11)	17.88	0.50	18.38	30.00	-11.62
			AVG	242	62	121.9/143.4 (MCS11)	17.88	0.50	18.38	30.00	-11.62
	6725	155	AVG	242	61	121.9/143.4 (MCS11)	17.99	0.50	18.49	30.00	-11.51
AVG			242	62	121.9/143.4 (MCS11)	17.79	0.50	18.29	30.00	-11.71	
6845	179	AVG	242	61	121.9/143.4 (MCS11)	17.73	0.50	18.23	30.00	-11.78	
		AVG	242	62	121.9/143.4 (MCS11)	17.76	0.50	18.26	30.00	-11.74	

Table 7-52. Antenna 1b 40MHz BW 802.11ax SP Maximum Conducted Output Power and Max EIRP (Highest Power Among Partially Loaded RU's)

6GHz (80MHz Bandwidth)	Frequency [MHz]	Channel	Detector	RU Size	RU Index	Data Rate [Mbps]	Conducted Power [dBm]	Ant. Gain [dBi]	Max e.i.r.p. [dBm]	Max e.i.r.p. Limit [dBm]	e.i.r.p. Margin [dB]
	5985	7	AVG	484	65	243.8/286.8 (MCS11)	17.98	0.80	18.78	30.00	-11.22
			AVG	484	66	243.8/286.8 (MCS11)	17.62	0.80	18.42	30.00	-11.58
	6225	55	AVG	484	65	243.8/286.8 (MCS11)	17.69	0.80	18.49	30.00	-11.51
			AVG	484	66	243.8/286.8 (MCS11)	17.78	0.80	18.58	30.00	-11.42
	6385	87	AVG	484	65	243.8/286.8 (MCS11)	17.91	0.80	18.71	30.00	-11.29
			AVG	484	66	243.8/286.8 (MCS11)	17.74	0.80	18.54	30.00	-11.46
	6625	135	AVG	484	65	243.8/286.8 (MCS11)	17.63	0.50	18.13	30.00	-11.88
			AVG	484	66	243.8/286.8 (MCS11)	17.61	0.50	18.11	30.00	-11.89
	6705	151	AVG	484	65	243.8/286.8 (MCS11)	17.70	0.50	18.20	30.00	-11.80
AVG			484	66	243.8/286.8 (MCS11)	17.78	0.50	18.28	30.00	-11.72	
6785	167	AVG	484	65	243.8/286.8 (MCS11)	17.84	0.50	18.34	30.00	-11.66	
		AVG	484	66	243.8/286.8 (MCS11)	17.85	0.50	18.35	30.00	-11.65	


Table 7-53. Antenna 1b 80MHz BW 802.11ax SP Maximum Conducted Output Power and Max EIRP (Highest Power Among Partially Loaded RU's)

6GHz (160MHz Bandwidth)	Frequency [MHz]	Channel	Detector	RU Size	RU Index	Data Rate [Mbps]	Conducted Power [dBm]	Ant. Gain [dBi]	Max e.i.r.p. [dBm]	Max e.i.r.p. Limit [dBm]	e.i.r.p. Margin [dB]
	6025	15 (L)	AVG	996	67	510.4/600.5 (MCS11)	17.90	0.80	18.70	30.00	-11.30
	6025	15 (U)	AVG	996	67	510.4/600.5 (MCS11)	17.85	0.80	18.65	30.00	-11.35
	6185	47 (L)	AVG	996	67	510.4/600.5 (MCS11)	17.76	0.80	18.56	30.00	-11.44
	6185	47 (U)	AVG	996	67	510.4/600.5 (MCS11)	17.96	0.80	18.76	30.00	-11.24
	6345	79 (L)	AVG	996	67	510.4/600.5 (MCS11)	17.86	0.80	18.66	30.00	-11.34
	6345	79 (U)	AVG	996	67	510.4/600.5 (MCS11)	17.96	0.80	18.76	30.00	-11.24
	6665	143 (L)	AVG	996	67	510.4/600.5 (MCS11)	17.66	0.50	18.16	30.00	-11.84
	6665	143 (U)	AVG	996	67	510.4/600.5 (MCS11)	17.62	0.50	18.12	30.00	-11.88

Table 7-54. Antenna 1b 160MHz BW 802.11ax SP Maximum Conducted Output Power and Max EIRP (Highest Power Among Partially Loaded RU's)

6GHz (20MHz Bandwidth)	Frequency [MHz]	Channel	Detector	RU Size	RU Index	Data Rate [Mbps]	Conducted Power [dBm]	Ant. Gain [dBi]	Max e.i.r.p. [dBm]	Max e.i.r.p. Limit [dBm]	e.i.r.p. Margin [dB]
	5955	1	AVG	242	61	121.9/143.4 (MCS11)	17.80	0.80	18.60	30.00	-11.40
	6175	45	AVG	242	61	121.9/143.4 (MCS11)	17.64	0.80	18.44	30.00	-11.56
	6415	93	AVG	242	61	121.9/143.4 (MCS11)	17.68	0.80	18.48	30.00	-11.53
	6535	117	AVG	242	61	121.9/143.4 (MCS11)	17.69	0.50	18.19	30.00	-11.81
	6695	149	AVG	242	61	121.9/143.4 (MCS11)	17.62	0.50	18.12	30.00	-11.88
	6855	181	AVG	242	61	121.9/143.4 (MCS11)	17.85	0.50	18.35	30.00	-11.65

Table 7-55. Antenna 1b 20MHz BW 802.11ax SP Maximum Conducted Output Power and Max EIRP (Fully-loaded RU)

FCC ID: BCGA2995			MEASUREMENT REPORT (CERTIFICATION)	Approved by: Technical Manager
Test Report S/N: 1C2405200018-25-R1.BCG	Test Dates: 5/20/2024 - 10/1/2024	EUT Type: Tablet Device	Page 117 of 693	



6GHz (40MHz Bandwidth)	Frequency [MHz]	Channel	Detector	RU Size	RU Index	Data Rate [Mbps]	Conducted Power [dBm]	Ant. Gain [dBi]	Max e.i.r.p. [dBm]	Max e.i.r.p. Limit [dBm]	e.i.r.p. Margin [dB]
	5965	3	AVG	484	65	243.8/286.8 (MCS11)	17.84	0.80	18.64	30.00	-11.36
	6205	51	AVG	484	65	243.8/286.8 (MCS11)	17.92	0.80	18.72	30.00	-11.28
	6405	91	AVG	484	65	243.8/286.8 (MCS11)	17.82	0.80	18.62	30.00	-11.39
	6565	123	AVG	484	65	243.8/286.8 (MCS11)	17.79	0.50	18.29	30.00	-11.71
	6725	155	AVG	484	65	243.8/286.8 (MCS11)	17.61	0.50	18.11	30.00	-11.89
	6845	179	AVG	484	65	243.8/286.8 (MCS11)	17.82	0.50	18.32	30.00	-11.68


Table 7-56. Antenna 1b 40MHz BW 802.11ax SP Maximum Conducted Output Power and Max EIRP (Fully-loaded RU)

6GHz (80MHz Bandwidth)	Frequency [MHz]	Channel	Detector	RU Size	RU Index	Data Rate [Mbps]	Conducted Power [dBm]	Ant. Gain [dBi]	Max e.i.r.p. [dBm]	Max e.i.r.p. Limit [dBm]	e.i.r.p. Margin [dB]
	5985	7	AVG	996	67	510.4/600.5 (MCS11)	17.82	0.80	18.62	30.00	-11.38
	6225	55	AVG	996	67	510.4/600.5 (MCS11)	17.98	0.80	18.78	30.00	-11.22
	6385	87	AVG	996	67	510.4/600.5 (MCS11)	17.84	0.80	18.64	30.00	-11.36
	6625	135	AVG	996	67	510.4/600.5 (MCS11)	17.79	0.50	18.29	30.00	-11.71
	6705	151	AVG	996	67	510.4/600.5 (MCS11)	17.96	0.50	18.46	30.00	-11.54
	6785	167	AVG	996	67	510.4/600.5 (MCS11)	17.73	0.50	18.23	30.00	-11.77

Table 7-57. Antenna 1b 80MHz BW 802.11ax SP Maximum Conducted Output Power and Max EIRP (Fully-loaded RU)

6GHz (160MHz Bandwidth)	Frequency [MHz]	Channel	Detector	RU Size	RU Index	Data Rate [Mbps]	Conducted Power [dBm]	Ant. Gain [dBi]	Max e.i.r.p. [dBm]	Max e.i.r.p. Limit [dBm]	e.i.r.p. Margin [dB]
	6025	15	AVG	996x2	68	1020.8/1201 (MCS11)	17.98	0.80	18.78	30.00	-11.22
	6185	47	AVG	996x2	68	1020.8/1201 (MCS11)	17.55	0.80	18.35	30.00	-11.65
	6345	79	AVG	996x2	68	1020.8/1201 (MCS11)	17.82	0.80	18.62	30.00	-11.38
	6665	143	AVG	996x2	68	1020.8/1201 (MCS11)	17.76	0.50	18.26	30.00	-11.74

Table 7-58. Antenna 1b 160MHz BW 802.11ax SP Maximum Conducted Output Power and Max EIRP (Fully-loaded RU)

FCC ID: BCGA2995			MEASUREMENT REPORT (CERTIFICATION)	Approved by: Technical Manager
Test Report S/N: 1C2405200018-25-R1.BCG	Test Dates: 5/20/2024 - 10/1/2024	EUT Type: Tablet Device		Page 118 of 693

### 7.3.4 CDD Primary SP Conducted Output Power Measurements

6GHz (20MHz Bandwidth)	Frequency [MHz]	Channel	Mode	Detector	RU Size	RU Index	Data Rate [Mbps]	Conducted Powers [dBm]			Ant. Gain [dBi]	Max e.i.r.p. [dBm]	Max e.i.r.p. Limit [dBm]	e.i.r.p. Margin [dB]
								Antenna 5T	Antenna 3b	Summed				
								5955	1	CDD				
		CDD	AVG	26	4	25/29.4 (MCS11)	8.88	8.72	11.81	3.70	15.51	30.00	-14.49	
		CDD	AVG	26	8	25/29.4 (MCS11)	8.84	8.78	11.82	3.70	15.52	30.00	-14.48	
	6175	45	CDD	AVG	26	0	25/29.4 (MCS11)	8.61	8.84	11.73	3.70	15.43	30.00	-14.57
			CDD	AVG	26	4	25/29.4 (MCS11)	8.93	8.75	11.85	3.70	15.55	30.00	-14.45
			CDD	AVG	26	8	25/29.4 (MCS11)	8.75	8.98	11.88	3.70	15.58	30.00	-14.42
	6415	93	CDD	AVG	26	0	25/29.4 (MCS11)	8.61	8.95	11.79	3.70	15.49	30.00	-14.51
			CDD	AVG	26	4	25/29.4 (MCS11)	8.64	8.95	11.80	3.70	15.50	30.00	-14.50
			CDD	AVG	26	8	25/29.4 (MCS11)	8.84	8.58	11.72	3.70	15.42	30.00	-14.58
	6535	117	CDD	AVG	26	0	25/29.4 (MCS11)	8.61	9.00	11.82	3.50	15.32	30.00	-14.68
			CDD	AVG	26	4	25/29.4 (MCS11)	8.94	8.89	11.93	3.50	15.43	30.00	-14.57
			CDD	AVG	26	8	25/29.4 (MCS11)	8.98	8.96	11.98	3.50	15.48	30.00	-14.52
	6695	149	CDD	AVG	26	0	25/29.4 (MCS11)	8.79	8.83	11.82	3.50	15.32	30.00	-14.68
			CDD	AVG	26	4	25/29.4 (MCS11)	8.72	8.98	11.86	3.50	15.36	30.00	-14.64
			CDD	AVG	26	8	25/29.4 (MCS11)	8.64	8.87	11.77	3.50	15.27	30.00	-14.73
	6855	181	CDD	AVG	26	0	25/29.4 (MCS11)	8.86	8.76	11.82	3.50	15.32	30.00	-14.68
			CDD	AVG	26	4	25/29.4 (MCS11)	8.77	8.45	11.62	3.50	15.12	30.00	-14.88
			CDD	AVG	26	8	25/29.4 (MCS11)	8.65	8.66	11.67	3.50	15.17	30.00	-14.83


Table 7-59. CDD Primary 20MHz BW 802.11ax SP Maximum Conducted Output Power and Max EIRP (RU26)

6GHz (40MHz Bandwidth)	Frequency [MHz]	Channel	Mode	Detector	RU Size	RU Index	Data Rate [Mbps]	Conducted Powers [dBm]			Ant. Gain [dBi]	Max e.i.r.p. [dBm]	Max e.i.r.p. Limit [dBm]	e.i.r.p. Margin [dB]
								Antenna 5T	Antenna 3b	Summed				
								5965	3	CDD				
		CDD	AVG	26	8	25/29.4 (MCS11)	8.59	8.93	11.78	3.70	15.48	30.00	-14.52	
		CDD	AVG	26	17	25/29.4 (MCS11)	8.70	8.78	11.75	3.70	15.45	30.00	-14.55	
	6205	51	CDD	AVG	26	0	25/29.4 (MCS11)	8.63	8.70	11.67	3.70	15.37	30.00	-14.63
			CDD	AVG	26	8	25/29.4 (MCS11)	8.88	8.65	11.78	3.70	15.48	30.00	-14.52
			CDD	AVG	26	17	25/29.4 (MCS11)	8.94	9.00	11.98	3.70	15.68	30.00	-14.32
	6405	91	CDD	AVG	26	0	25/29.4 (MCS11)	8.82	8.50	11.67	3.70	15.37	30.00	-14.63
			CDD	AVG	26	8	25/29.4 (MCS11)	8.62	8.67	11.66	3.70	15.36	30.00	-14.64
			CDD	AVG	26	17	25/29.4 (MCS11)	8.79	8.66	11.74	3.70	15.44	30.00	-14.56
	6565	123	CDD	AVG	26	0	25/29.4 (MCS11)	8.88	8.79	11.84	3.50	15.34	30.00	-14.66
			CDD	AVG	26	8	25/29.4 (MCS11)	8.84	8.98	11.92	3.50	15.42	30.00	-14.58
			CDD	AVG	26	17	25/29.4 (MCS11)	8.55	8.78	11.68	3.50	15.18	30.00	-14.82
	6725	155	CDD	AVG	26	0	25/29.4 (MCS11)	8.84	8.87	11.86	3.50	15.36	30.00	-14.64
			CDD	AVG	26	8	25/29.4 (MCS11)	8.65	8.79	11.73	3.50	15.23	30.00	-14.77
			CDD	AVG	26	17	25/29.4 (MCS11)	8.60	8.57	11.60	3.50	15.10	30.00	-14.90
	6845	179	CDD	AVG	26	0	25/29.4 (MCS11)	8.95	8.71	11.84	3.50	15.34	30.00	-14.66
			CDD	AVG	26	8	25/29.4 (MCS11)	8.76	8.67	11.72	3.50	15.22	30.00	-14.78
			CDD	AVG	26	17	25/29.4 (MCS11)	8.71	8.80	11.77	3.50	15.27	30.00	-14.73

Table 7-60. CDD Primary 40MHz BW 802.11ax SP Maximum Conducted Output Power and Max EIRP (RU26)

6GHz (80MHz Bandwidth)	Frequency [MHz]	Channel	Mode	Detector	RU Size	RU Index	Data Rate [Mbps]	Conducted Powers [dBm]			Ant. Gain [dBi]	Max e.i.r.p. [dBm]	Max e.i.r.p. Limit [dBm]	e.i.r.p. Margin [dB]
								Antenna 5T	Antenna 3b	Summed				
								5985	7	CDD				
		CDD	AVG	26	18	25/29.4 (MCS11)	8.69	8.90	11.81	3.70	15.51	30.00	-14.49	
		CDD	AVG	26	36	25/29.4 (MCS11)	8.82	8.58	11.71	3.70	15.41	30.00	-14.59	
	6225	55	CDD	AVG	26	0	25/29.4 (MCS11)	8.75	8.83	11.80	3.70	15.50	30.00	-14.50
			CDD	AVG	26	18	25/29.4 (MCS11)	8.77	8.61	11.70	3.70	15.40	30.00	-14.60
			CDD	AVG	26	36	25/29.4 (MCS11)	8.70	8.64	11.68	3.70	15.38	30.00	-14.62
	6385	87	CDD	AVG	26	0	25/29.4 (MCS11)	8.66	8.62	11.65	3.70	15.35	30.00	-14.65
			CDD	AVG	26	18	25/29.4 (MCS11)	8.64	8.75	11.70	3.70	15.40	30.00	-14.60
			CDD	AVG	26	36	25/29.4 (MCS11)	8.77	8.68	11.74	3.70	15.44	30.00	-14.56
	6625	135	CDD	AVG	26	0	25/29.4 (MCS11)	8.72	8.72	11.73	3.50	15.23	30.00	-14.77
			CDD	AVG	26	18	25/29.4 (MCS11)	8.92	8.65	11.80	3.50	15.30	30.00	-14.70
			CDD	AVG	26	36	25/29.4 (MCS11)	8.90	8.82	11.87	3.50	15.37	30.00	-14.63
	6705	151	CDD	AVG	26	0	25/29.4 (MCS11)	8.84	8.60	11.73	3.50	15.23	30.00	-14.77
			CDD	AVG	26	18	25/29.4 (MCS11)	8.77	8.89	11.84	3.50	15.34	30.00	-14.66
			CDD	AVG	26	36	25/29.4 (MCS11)	8.62	8.64	11.64	3.50	15.14	30.00	-14.86
	6785	167	CDD	AVG	26	0	25/29.4 (MCS11)	8.64	8.70	11.68	3.50	15.18	30.00	-14.82
			CDD	AVG	26	18	25/29.4 (MCS11)	8.71	8.88	11.81	3.50	15.31	30.00	-14.69
			CDD	AVG	26	36	25/29.4 (MCS11)	8.76	8.84	11.81	3.50	15.31	30.00	-14.69

Table 7-61. CDD Primary 80MHz BW 802.11ax SP Maximum Conducted Output Power and Max EIRP (RU26)

FCC ID: BCGA2995		MEASUREMENT REPORT (CERTIFICATION)	Approved by: Technical Manager
Test Report S/N: 1C2405200018-25-R1.BCG	Test Dates: 5/20/2024 - 10/1/2024	EUT Type: Tablet Device	Page 119 of 693

6GHz (160MHz Bandwidth)	Frequency [MHz]	Channel	Mode	Detector	RU Size	RU Index	Data Rate [Mbps]	Conducted Powers [dBm]			Ant. Gain [dBi]	Max e.i.r.p. [dBm]	Max e.i.r.p. Limit [dBm]	e.i.r.p. Margin [dB]
								Antenna 5T	Antenna 3b	Summed				
6GHz (160MHz Bandwidth)	6025	15 (L)	CDD	AVG	26	0	25/29.4 (MCS11)	8.83	8.89	11.87	3.70	15.57	30.00	-14.43
	6025		CDD	AVG	26	36	25/29.4 (MCS11)	8.79	8.95	11.88	3.70	15.58	30.00	-14.42
	6025	15 (U)	CDD	AVG	26	36	25/29.4 (MCS11)	8.77	8.73	11.76	3.70	15.46	30.00	-14.54
	6185		CDD	AVG	26	0	25/29.4 (MCS11)	8.95	8.64	11.81	3.70	15.51	30.00	-14.49
	6185	47 (L)	CDD	AVG	26	36	25/29.4 (MCS11)	8.77	8.74	11.76	3.70	15.46	30.00	-14.54
	6185		CDD	AVG	26	36	25/29.4 (MCS11)	8.79	8.92	11.86	3.70	15.56	30.00	-14.44
	6345	79 (L)	CDD	AVG	26	0	25/29.4 (MCS11)	8.82	8.92	11.88	3.70	15.58	30.00	-14.42
	6345		CDD	AVG	26	36	25/29.4 (MCS11)	8.66	8.91	11.80	3.70	15.50	30.00	-14.50
	6345	79 (U)	CDD	AVG	26	36	25/29.4 (MCS11)	8.71	8.69	11.71	3.70	15.41	30.00	-14.59
	6665		CDD	AVG	26	0	25/29.4 (MCS11)	8.95	8.73	11.85	3.50	15.35	30.00	-14.65
	6665	143 (L)	CDD	AVG	26	36	25/29.4 (MCS11)	8.81	8.73	11.78	3.50	15.28	30.00	-14.72
	6665		CDD	AVG	26	36	25/29.4 (MCS11)	9.00	8.80	11.91	3.50	15.41	30.00	-14.59

Table 7-62. CDD Primary 160MHz BW 802.11ax SP Maximum Conducted Output Power and Max EIRP (RU26)

6GHz (20MHz Bandwidth)	Frequency [MHz]	Channel	Mode	Detector	RU Size	RU Index	Data Rate [Mbps]	Conducted Powers [dBm]			Ant. Gain [dBi]	Max e.i.r.p. [dBm]	Max e.i.r.p. Limit [dBm]	e.i.r.p. Margin [dB]
								Antenna 5T	Antenna 3b	Summed				
6GHz (20MHz Bandwidth)	5955	1	CDD	AVG	106	53	106.3/125 (MCS11)	14.91	14.88	17.90	3.70	21.60	30.00	-8.40
			CDD	AVG	106	54	106.3/125 (MCS11)	14.91	14.91	17.92	3.70	21.62	30.00	-8.38
	6175	45	CDD	AVG	106	53	106.3/125 (MCS11)	14.74	14.71	17.73	3.70	21.43	30.00	-8.57
			CDD	AVG	106	54	106.3/125 (MCS11)	14.77	14.82	17.81	3.70	21.51	30.00	-8.49
	6415	93	CDD	AVG	106	53	106.3/125 (MCS11)	14.74	14.95	17.86	3.70	21.56	30.00	-8.44
			CDD	AVG	106	54	106.3/125 (MCS11)	14.84	14.76	17.81	3.70	21.51	30.00	-8.49
	6535	117	CDD	AVG	106	53	106.3/125 (MCS11)	14.87	14.87	17.88	3.50	21.38	30.00	-8.62
			CDD	AVG	106	54	106.3/125 (MCS11)	14.91	14.94	17.94	3.50	21.44	30.00	-8.56
	6695	149	CDD	AVG	106	53	106.3/125 (MCS11)	14.96	14.62	17.80	3.50	21.30	30.00	-8.70
			CDD	AVG	106	54	106.3/125 (MCS11)	14.88	14.86	17.88	3.50	21.38	30.00	-8.62
	6855	181	CDD	AVG	106	53	106.3/125 (MCS11)	14.79	14.65	17.73	3.50	21.23	30.00	-8.77
			CDD	AVG	106	54	106.3/125 (MCS11)	14.70	14.62	17.67	3.50	21.17	30.00	-8.83


Table 7-63. CDD Primary 20MHz BW 802.11ax SP Maximum Conducted Output Power and Max EIRP (Highest Power Among Partially Loaded RU's)

6GHz (40MHz Bandwidth)	Frequency [MHz]	Channel	Mode	Detector	RU Size	RU Index	Data Rate [Mbps]	Conducted Powers [dBm]			Ant. Gain [dBi]	Max e.i.r.p. [dBm]	Max e.i.r.p. Limit [dBm]	e.i.r.p. Margin [dB]
								Antenna 5T	Antenna 3b	Summed				
6GHz (40MHz Bandwidth)	5965	3	CDD	AVG	242	61	243.8/286.8 (MCS11)	17.70	17.74	20.73	3.70	24.43	30.00	-5.57
			CDD	AVG	242	62	243.8/286.8 (MCS11)	17.65	17.75	20.71	3.70	24.41	30.00	-5.59
	6205	51	CDD	AVG	242	61	243.8/286.8 (MCS11)	17.98	17.67	20.83	3.70	24.53	30.00	-5.47
			CDD	AVG	242	62	243.8/286.8 (MCS11)	17.64	17.70	20.68	3.70	24.38	30.00	-5.62
	6405	91	CDD	AVG	242	61	243.8/286.8 (MCS11)	17.72	17.75	20.74	3.70	24.44	30.00	-5.56
			CDD	AVG	242	62	243.8/286.8 (MCS11)	17.84	17.82	20.84	3.70	24.54	30.00	-5.46
	6565	123	CDD	AVG	242	61	243.8/286.8 (MCS11)	17.63	17.74	20.70	3.50	24.20	30.00	-5.80
			CDD	AVG	242	62	243.8/286.8 (MCS11)	17.73	17.74	20.75	3.50	24.25	30.00	-5.75
	6725	155	CDD	AVG	242	61	243.8/286.8 (MCS11)	17.69	17.89	20.80	3.50	24.30	30.00	-5.70
			CDD	AVG	242	62	243.8/286.8 (MCS11)	17.70	17.84	20.78	3.50	24.28	30.00	-5.72
	6845	179	CDD	AVG	242	61	243.8/286.8 (MCS11)	17.75	17.60	20.69	3.50	24.19	30.00	-5.81
			CDD	AVG	242	62	243.8/286.8 (MCS11)	17.76	17.65	20.71	3.50	24.21	30.00	-5.79

Table 7-64. CDD Primary 40MHz BW 802.11ax SP Maximum Conducted Output Power and Max EIRP (Highest Power Among Partially Loaded RU's)

6GHz (80MHz Bandwidth)	Frequency [MHz]	Channel	Mode	Detector	RU Size	RU Index	Data Rate [Mbps]	Conducted Powers [dBm]			Ant. Gain [dBi]	Max e.i.r.p. [dBm]	Max e.i.r.p. Limit [dBm]	e.i.r.p. Margin [dB]
								Antenna 5T	Antenna 3b	Summed				
6GHz (80MHz Bandwidth)	5985	7	CDD	AVG	484	65	487.5/573.5 (MCS11)	17.65	17.70	20.68	3.70	24.38	30.00	-5.62
			CDD	AVG	484	66	487.5/573.5 (MCS11)	17.69	17.93	20.82	3.70	24.52	30.00	-5.48
			CDD	AVG	484	65	487.5/573.5 (MCS11)	17.94	17.75	20.86	3.70	24.56	30.00	-5.44
	6225	55	CDD	AVG	484	66	487.5/573.5 (MCS11)	17.99	17.88	20.94	3.70	24.64	30.00	-5.36
			CDD	AVG	484	65	487.5/573.5 (MCS11)	17.61	17.88	20.75	3.70	24.45	30.00	-5.55
	6385	87	CDD	AVG	484	66	487.5/573.5 (MCS11)	17.63	17.80	20.72	3.70	24.42	30.00	-5.58
			CDD	AVG	484	65	487.5/573.5 (MCS11)	17.63	17.81	20.73	3.50	24.23	30.00	-5.77
	6625	135	CDD	AVG	484	66	487.5/573.5 (MCS11)	17.60	17.64	20.63	3.50	24.13	30.00	-5.87
			CDD	AVG	484	65	487.5/573.5 (MCS11)	17.86	17.97	20.93	3.50	24.43	30.00	-5.57
	6705	151	CDD	AVG	484	66	487.5/573.5 (MCS11)	17.74	17.68	20.72	3.50	24.22	30.00	-5.78
			CDD	AVG	484	65	487.5/573.5 (MCS11)	17.84	17.75	20.80	3.50	24.30	30.00	-5.70
	6785	167	CDD	AVG	484	66	487.5/573.5 (MCS11)	17.69	17.73	20.72	3.50	24.22	30.00	-5.78

Table 7-65. CDD Primary 80MHz BW 802.11ax SP Maximum Conducted Output Power and Max EIRP (Highest Power Among Partially Loaded RU's)

FCC ID: BCGA2995		MEASUREMENT REPORT (CERTIFICATION)	Approved by: Technical Manager
Test Report S/N: 1C2405200018-25-R1.BCG	Test Dates: 5/20/2024 - 10/1/2024	EUT Type: Tablet Device	Page 120 of 693

6GHz (160MHz Bandwidth)	Frequency [MHz]	Channel	Mode	Detector	RU Size	RU Index	Data Rate [Mbps]	Conducted Powers [dBm]			Ant. Gain [dBi]	Max e.i.r.p. [dBm]	Max e.i.r.p. Limit [dBm]	e.i.r.p. Margin [dB]
							Antenna 5T	Antenna 3b	Summed					
	6025	15 (L)	CDD	AVG	996	67	1020.8/1201 (MCS11)	17.85	17.71	20.79	3.70	24.49	30.00	-5.51
	6025	15 (U)	CDD	AVG	996	67	1020.8/1201 (MCS11)	17.80	17.65	20.74	3.70	24.44	30.00	-5.56
	6185	47 (L)	CDD	AVG	996	67	1020.8/1201 (MCS11)	17.89	17.71	20.81	3.70	24.51	30.00	-5.49
	6185	47 (U)	CDD	AVG	996	67	1020.8/1201 (MCS11)	17.84	17.86	20.86	3.70	24.56	30.00	-5.44
	6345	79 (L)	CDD	AVG	996	67	1020.8/1201 (MCS11)	17.90	17.90	20.91	3.70	24.61	30.00	-5.39
	6345	79 (U)	CDD	AVG	996	67	1020.8/1201 (MCS11)	17.81	17.98	20.91	3.70	24.61	25.00	-0.39
	6665	143 (L)	CDD	AVG	996	67	1020.8/1201 (MCS11)	17.72	17.61	20.67	3.50	24.17	28.00	-3.83
	6665	143 (U)	CDD	AVG	996	67	1020.8/1201 (MCS11)	17.67	17.71	20.70	3.50	24.20	29.00	-4.80

**Table 7-66. CDD Primary 160MHz BW 802.11ax SP Maximum Conducted Output Power and Max EIRP (Highest Power Among Partially Loaded RU's)**

6GHz (20MHz Bandwidth)	Frequency [MHz]	Channel	Mode	Detector	RU Size	RU Index	Data Rate [Mbps]	Conducted Powers [dBm]			Ant. Gain [dBi]	Max e.i.r.p. [dBm]	Max e.i.r.p. Limit [dBm]	e.i.r.p. Margin [dB]
							Antenna 5T	Antenna 3b	Summed					
	5955	1	CDD	AVG	242	61	243.8/286.8 (MCS11)	17.99	17.89	20.95	3.70	24.65	30.00	-5.35
	6175	45	CDD	AVG	242	61	243.8/286.8 (MCS11)	17.82	17.90	20.87	3.70	24.57	30.00	-5.43
	6415	93	CDD	AVG	242	61	243.8/286.8 (MCS11)	17.95	17.76	20.86	3.70	24.56	30.00	-5.44
	6535	117	CDD	AVG	242	61	243.8/286.8 (MCS11)	17.72	17.85	20.80	3.50	24.30	30.00	-5.70
	6695	149	CDD	AVG	242	61	243.8/286.8 (MCS11)	17.71	17.98	20.86	3.50	24.36	30.00	-5.64
	6855	181	CDD	AVG	242	61	243.8/286.8 (MCS11)	17.90	17.67	20.80	3.50	24.30	30.00	-5.70

**Table 7-67. CDD Primary 20MHz BW 802.11ax SP Maximum Conducted Output Power and Max EIRP (Fully-loaded RU)**

6GHz (40MHz Bandwidth)	Frequency [MHz]	Channel	Mode	Detector	RU Size	RU Index	Data Rate [Mbps]	Conducted Powers [dBm]			Ant. Gain [dBi]	Max e.i.r.p. [dBm]	Max e.i.r.p. Limit [dBm]	e.i.r.p. Margin [dB]
							Antenna 5T	Antenna 3b	Summed					
	5965	3	CDD	AVG	484	65	487.5/573.5 (MCS11)	17.90	17.92	20.92	3.70	24.62	30.00	-5.38
	6205	51	CDD	AVG	484	65	487.5/573.5 (MCS11)	17.70	17.77	20.75	3.70	24.45	30.00	-5.55
	6405	91	CDD	AVG	484	65	487.5/573.5 (MCS11)	17.79	17.76	20.79	3.70	24.49	30.00	-5.51
	6565	123	CDD	AVG	484	65	487.5/573.5 (MCS11)	17.84	17.73	20.79	3.50	24.29	30.00	-5.71
	6725	155	CDD	AVG	484	65	487.5/573.5 (MCS11)	17.98	17.82	20.91	3.50	24.41	30.00	-5.59
	6845	179	CDD	AVG	484	65	487.5/573.5 (MCS11)	17.69	17.73	20.72	3.50	24.22	30.00	-5.78


**Table 7-68. CDD Primary 40MHz BW 802.11ax SP Maximum Conducted Output Power and Max EIRP (Fully-loaded RU)**

6GHz (80MHz Bandwidth)	Frequency [MHz]	Channel	Mode	Detector	RU Size	RU Index	Data Rate [Mbps]	Conducted Powers [dBm]			Ant. Gain [dBi]	Max e.i.r.p. [dBm]	Max e.i.r.p. Limit [dBm]	e.i.r.p. Margin [dB]
							Antenna 5T	Antenna 3b	Summed					
	5985	7	CDD	AVG	996	67	1020.8/1201 (MCS11)	17.65	18.00	20.84	3.70	24.54	30.00	-5.46
	6225	55	CDD	AVG	996	67	1020.8/1201 (MCS11)	17.60	17.85	20.74	3.70	24.44	30.00	-5.56
	6385	87	CDD	AVG	996	67	1020.8/1201 (MCS11)	17.80	17.91	20.87	3.70	24.57	30.00	-5.43
	6625	135	CDD	AVG	996	67	1020.8/1201 (MCS11)	17.78	17.71	20.75	3.50	24.25	30.00	-5.75
	6705	151	CDD	AVG	996	67	1020.8/1201 (MCS11)	17.80	17.93	20.88	3.50	24.38	30.00	-5.62
	6785	167	CDD	AVG	996	67	1020.8/1201 (MCS11)	17.99	17.93	20.97	3.50	24.47	30.00	-5.53

**Table 7-69. CDD Primary 80MHz BW 802.11ax SP Maximum Conducted Output Power and Max EIRP (Fully-loaded RU)**

6GHz (160MHz Bandwidth)	Frequency [MHz]	Channel	Mode	Detector	RU Size	RU Index	Data Rate [Mbps]	Conducted Powers [dBm]			Ant. Gain [dBi]	Max e.i.r.p. [dBm]	Max e.i.r.p. Limit [dBm]	e.i.r.p. Margin [dB]
							Antenna 5T	Antenna 3b	Summed					
	6025	15	CDD	AVG	996x2	68	2041.6/2402 (MCS11)	17.81	17.79	20.81	3.70	24.51	30.00	-5.49
	6185	47	CDD	AVG	996x2	68	2041.6/2402 (MCS11)	17.74	17.90	20.83	3.70	24.53	30.00	-5.47
	6345	79	CDD	AVG	996x2	68	2041.6/2402 (MCS11)	17.95	17.84	20.91	3.70	24.61	30.00	-5.39
	6665	143	CDD	AVG	996x2	68	2041.6/2402 (MCS11)	17.77	17.88	20.83	3.50	24.33	30.00	-5.67

**Table 7-70. CDD Primary 160MHz BW 802.11ax SP Maximum Conducted Output Power and Max EIRP (Fully-loaded RU)**

FCC ID: BCGA2995		MEASUREMENT REPORT (CERTIFICATION)	Approved by: Technical Manager
Test Report S/N: 1C2405200018-25-R1.BCG	Test Dates: 5/20/2024 - 10/1/2024	EUT Type: Tablet Device	Page 121 of 693

### 7.3.5 CDD Diversity SP Conducted Output Power Measurements

6GHz (20MHz Bandwidth)	Frequency [MHz]	Channel	Mode	Detector	RU Size	RU Index	Data Rate [Mbps]	Conducted Powers [dBm]			Ant. Gain [dBi]	Max e.i.r.p. [dBm]	Max e.i.r.p. Limit [dBm]	e.i.r.p. Margin [dB]
								Antenna 5T	Antenna 1b	Summed				
5955	1	CDD	AVG	26	0	25/29.4 (MCS11)	8.83	8.91	11.88	3.70	15.58	30.00	-14.42	
		CDD	AVG	26	4	25/29.4 (MCS11)	8.88	8.94	11.92	3.70	15.62	30.00	-14.38	
		CDD	AVG	26	8	25/29.4 (MCS11)	8.84	8.69	11.77	3.70	15.47	30.00	-14.53	
6175	45	CDD	AVG	26	0	25/29.4 (MCS11)	8.61	8.90	11.76	3.70	15.46	30.00	-14.54	
		CDD	AVG	26	4	25/29.4 (MCS11)	8.93	8.84	11.89	3.70	15.59	30.00	-14.41	
		CDD	AVG	26	8	25/29.4 (MCS11)	8.75	8.94	11.85	3.70	15.55	30.00	-14.45	
6415	93	CDD	AVG	26	0	25/29.4 (MCS11)	8.61	8.87	11.75	3.70	15.45	30.00	-14.55	
		CDD	AVG	26	4	25/29.4 (MCS11)	8.64	8.98	11.82	3.70	15.52	30.00	-14.48	
		CDD	AVG	26	8	25/29.4 (MCS11)	8.84	8.86	11.86	3.70	15.56	30.00	-14.44	
6535	117	CDD	AVG	26	0	25/29.4 (MCS11)	8.61	8.79	11.71	3.50	15.21	30.00	-14.79	
		CDD	AVG	26	4	25/29.4 (MCS11)	8.94	8.90	11.93	3.50	15.43	30.00	-14.57	
		CDD	AVG	26	8	25/29.4 (MCS11)	8.98	8.87	11.94	3.50	15.44	30.00	-14.56	
6695	149	CDD	AVG	26	0	25/29.4 (MCS11)	8.79	8.97	11.89	3.50	15.39	30.00	-14.61	
		CDD	AVG	26	4	25/29.4 (MCS11)	8.72	8.81	11.77	3.50	15.27	30.00	-14.73	
		CDD	AVG	26	8	25/29.4 (MCS11)	8.64	8.84	11.75	3.50	15.25	30.00	-14.75	
6855	181	CDD	AVG	26	0	25/29.4 (MCS11)	8.86	8.76	11.82	3.50	15.32	30.00	-14.68	
		CDD	AVG	26	4	25/29.4 (MCS11)	8.77	8.94	11.87	3.50	15.37	30.00	-14.63	
		CDD	AVG	26	8	25/29.4 (MCS11)	8.65	8.80	11.74	3.50	15.24	30.00	-14.76	


Table 7-71. CDD Diversity 20MHz BW 802.11ax SP Maximum Conducted Output Power and Max EIRP (RU26)

6GHz (40MHz Bandwidth)	Frequency [MHz]	Channel	Mode	Detector	RU Size	RU Index	Data Rate [Mbps]	Conducted Powers [dBm]			Ant. Gain [dBi]	Max e.i.r.p. [dBm]	Max e.i.r.p. Limit [dBm]	e.i.r.p. Margin [dB]
								Antenna 5T	Antenna 1b	Summed				
5965	3	CDD	AVG	26	0	25/29.4 (MCS11)	8.86	8.97	11.92	3.70	15.62	30.00	-14.38	
		CDD	AVG	26	8	25/29.4 (MCS11)	8.59	8.94	11.78	3.70	15.48	30.00	-14.52	
		CDD	AVG	26	17	25/29.4 (MCS11)	8.70	8.78	11.75	3.70	15.45	30.00	-14.55	
6205	51	CDD	AVG	26	0	25/29.4 (MCS11)	8.63	8.94	11.80	3.70	15.50	30.00	-14.50	
		CDD	AVG	26	8	25/29.4 (MCS11)	8.88	8.69	11.80	3.70	15.50	30.00	-14.50	
		CDD	AVG	26	17	25/29.4 (MCS11)	8.94	8.77	11.87	3.70	15.57	30.00	-14.43	
6405	91	CDD	AVG	26	0	25/29.4 (MCS11)	8.82	8.87	11.86	3.70	15.56	30.00	-14.44	
		CDD	AVG	26	8	25/29.4 (MCS11)	8.62	8.64	11.64	3.70	15.34	30.00	-14.66	
		CDD	AVG	26	17	25/29.4 (MCS11)	8.79	8.94	11.87	3.70	15.57	30.00	-14.43	
6565	123	CDD	AVG	26	0	25/29.4 (MCS11)	8.88	8.86	11.88	3.50	15.38	30.00	-14.62	
		CDD	AVG	26	8	25/29.4 (MCS11)	8.84	8.76	11.81	3.50	15.31	30.00	-14.69	
		CDD	AVG	26	17	25/29.4 (MCS11)	8.55	8.80	11.69	3.50	15.19	30.00	-14.81	
6725	155	CDD	AVG	26	0	25/29.4 (MCS11)	8.84	8.65	11.75	3.50	15.25	30.00	-14.75	
		CDD	AVG	26	8	25/29.4 (MCS11)	8.65	8.79	11.73	3.50	15.23	30.00	-14.77	
		CDD	AVG	26	17	25/29.4 (MCS11)	8.60	8.95	11.79	3.50	15.29	30.00	-14.71	
6845	179	CDD	AVG	26	0	25/29.4 (MCS11)	8.95	8.86	11.91	3.50	15.41	30.00	-14.59	
		CDD	AVG	26	8	25/29.4 (MCS11)	8.76	8.72	11.75	3.50	15.25	30.00	-14.75	
		CDD	AVG	26	17	25/29.4 (MCS11)	8.71	8.90	11.82	3.50	15.32	30.00	-14.68	

Table 7-72. CDD Diversity 40MHz BW 802.11ax SP Maximum Conducted Output Power and Max EIRP (RU26)

6GHz (80MHz Bandwidth)	Frequency [MHz]	Channel	Mode	Detector	RU Size	RU Index	Data Rate [Mbps]	Conducted Powers [dBm]			Ant. Gain [dBi]	Max e.i.r.p. [dBm]	Max e.i.r.p. Limit [dBm]	e.i.r.p. Margin [dB]
								Antenna 5T	Antenna 1b	Summed				
5985	7	CDD	AVG	26	0	25/29.4 (MCS11)	8.79	8.43	11.62	3.70	15.32	30.00	-14.68	
		CDD	AVG	26	18	25/29.4 (MCS11)	8.69	8.67	11.69	3.70	15.39	30.00	-14.61	
		CDD	AVG	26	36	25/29.4 (MCS11)	8.82	8.84	11.84	3.70	15.54	30.00	-14.46	
6225	55	CDD	AVG	26	0	25/29.4 (MCS11)	8.75	8.76	11.76	3.70	15.46	30.00	-14.54	
		CDD	AVG	26	18	25/29.4 (MCS11)	8.77	8.87	11.83	3.70	15.53	30.00	-14.47	
		CDD	AVG	26	36	25/29.4 (MCS11)	8.70	8.93	11.82	3.70	15.52	30.00	-14.48	
6385	87	CDD	AVG	26	0	25/29.4 (MCS11)	8.66	8.64	11.66	3.70	15.36	30.00	-14.64	
		CDD	AVG	26	18	25/29.4 (MCS11)	8.64	8.94	11.80	3.70	15.50	30.00	-14.50	
		CDD	AVG	26	36	25/29.4 (MCS11)	8.77	8.82	11.81	3.70	15.51	30.00	-14.49	
6625	135	CDD	AVG	26	0	25/29.4 (MCS11)	8.72	8.71	11.72	3.50	15.22	30.00	-14.78	
		CDD	AVG	26	18	25/29.4 (MCS11)	8.92	8.72	11.83	3.50	15.33	30.00	-14.67	
		CDD	AVG	26	36	25/29.4 (MCS11)	8.90	8.63	11.77	3.50	15.27	30.00	-14.73	
6705	151	CDD	AVG	26	0	25/29.4 (MCS11)	8.84	8.82	11.84	3.50	15.34	30.00	-14.66	
		CDD	AVG	26	18	25/29.4 (MCS11)	8.77	8.86	11.83	3.50	15.33	30.00	-14.67	
		CDD	AVG	26	36	25/29.4 (MCS11)	8.62	8.97	11.81	3.50	15.31	30.00	-14.69	
6785	167	CDD	AVG	26	0	25/29.4 (MCS11)	8.64	8.85	11.76	3.50	15.26	30.00	-14.74	
		CDD	AVG	26	18	25/29.4 (MCS11)	8.71	8.78	11.75	3.50	15.25	30.00	-14.75	
		CDD	AVG	26	36	25/29.4 (MCS11)	8.76	8.74	11.76	3.50	15.26	30.00	-14.74	

Table 7-73. CDD Diversity 80MHz BW 802.11ax SP Maximum Conducted Output Power and Max EIRP (RU26)

FCC ID: BCGA2995		MEASUREMENT REPORT (CERTIFICATION)	Approved by: Technical Manager
Test Report S/N: 1C2405200018-25-R1.BCG	Test Dates: 5/20/2024 - 10/1/2024	EUT Type: Tablet Device	Page 122 of 693

6GHz (160MHz Bandwidth)	Frequency [MHz]	Channel	Mode	Detector	RU Size	RU Index	Data Rate [Mbps]	Conducted Powers [dBm]			Ant. Gain [dBi]	Max e.i.r.p. [dBm]	Max e.i.r.p. Limit [dBm]	e.i.r.p. Margin [dB]
								Antenna 5T	Antenna 1b	Summed				
								6025	15 (L)	CDD				
6025	CDD	AVG	26	36	25/29.4 (MCS11)	8.79	8.90	11.85		3.70	15.55	30.00	-14.45	
6025	15 (U)	CDD	AVG	26	36	25/29.4 (MCS11)	8.77	8.85	11.82	3.70	15.52	30.00	-14.48	
6185		CDD	AVG	26	0	25/29.4 (MCS11)	8.95	8.89	11.93	3.70	15.63	30.00	-14.37	
6185	47 (L)	CDD	AVG	26	36	25/29.4 (MCS11)	8.77	8.76	11.78	3.70	15.48	30.00	-14.52	
6185		CDD	AVG	26	36	25/29.4 (MCS11)	8.79	8.79	11.80	3.70	15.50	30.00	-14.50	
6345	79 (L)	CDD	AVG	26	0	25/29.4 (MCS11)	8.82	8.84	11.84	3.70	15.54	30.00	-14.46	
6345		CDD	AVG	26	36	25/29.4 (MCS11)	8.66	8.85	11.76	3.70	15.46	30.00	-14.54	
6345	79 (U)	CDD	AVG	26	36	25/29.4 (MCS11)	8.71	8.53	11.63	3.70	15.33	30.00	-14.67	
6665		CDD	AVG	26	0	25/29.4 (MCS11)	8.95	8.74	11.85	3.50	15.35	30.00	-14.65	
6665	143 (L)	CDD	AVG	26	36	25/29.4 (MCS11)	8.81	8.76	11.79	3.50	15.29	30.00	-14.71	
6665		CDD	AVG	26	36	25/29.4 (MCS11)	9.00	8.66	11.84	3.50	15.34	30.00	-14.66	

Table 7-74. CDD Diversity 160MHz BW 802.11ax SP Maximum Conducted Output Power and Max EIRP (RU26)

6GHz (20MHz Bandwidth)	Frequency [MHz]	Channel	Mode	Detector	RU Size	RU Index	Data Rate [Mbps]	Conducted Powers [dBm]			Ant. Gain [dBi]	Max e.i.r.p. [dBm]	Max e.i.r.p. Limit [dBm]	e.i.r.p. Margin [dB]
								Antenna 5T	Antenna 1b	Summed				
								5955	1	CDD				
5955	CDD	AVG	106	54	106.3/125 (MCS11)	14.91	14.95	17.94		3.70	21.64	30.00	-8.36	
6175	45	CDD	AVG	106	53	106.3/125 (MCS11)	14.74	14.80	17.78	3.70	21.48	30.00	-8.52	
6175		CDD	AVG	106	54	106.3/125 (MCS11)	14.77	14.96	17.88	3.70	21.58	30.00	-8.42	
6415	93	CDD	AVG	106	53	106.3/125 (MCS11)	14.74	14.90	17.83	3.70	21.53	30.00	-8.47	
6415		CDD	AVG	106	54	106.3/125 (MCS11)	14.84	14.88	17.87	3.70	21.57	30.00	-8.43	
6535	117	CDD	AVG	106	53	106.3/125 (MCS11)	14.87	14.78	17.84	3.50	21.34	30.00	-8.66	
6535		CDD	AVG	106	54	106.3/125 (MCS11)	14.91	14.79	17.86	3.50	21.36	30.00	-8.64	
6695	149	CDD	AVG	106	53	106.3/125 (MCS11)	14.96	14.90	17.94	3.50	21.44	30.00	-8.56	
6695		CDD	AVG	106	54	106.3/125 (MCS11)	14.88	14.69	17.80	3.50	21.30	30.00	-8.70	
6855	181	CDD	AVG	106	53	106.3/125 (MCS11)	14.79	14.79	17.80	3.50	21.30	30.00	-8.70	
6855		CDD	AVG	106	54	106.3/125 (MCS11)	14.70	14.74	17.73	3.50	21.23	30.00	-8.77	


Table 7-75. CDD Diversity 20MHz BW 802.11ax SP Maximum Conducted Output Power and Max EIRP (Highest Power Among Partially Loaded RU's)

6GHz (40MHz Bandwidth)	Frequency [MHz]	Channel	Mode	Detector	RU Size	RU Index	Data Rate [Mbps]	Conducted Powers [dBm]			Ant. Gain [dBi]	Max e.i.r.p. [dBm]	Max e.i.r.p. Limit [dBm]	e.i.r.p. Margin [dB]
								Antenna 5T	Antenna 1b	Summed				
								5965	3	CDD				
5965	CDD	AVG	242	62	243.8/286.8 (MCS11)	17.65	17.82	20.75		3.70	24.45	30.00	-5.55	
6205	51	CDD	AVG	242	61	243.8/286.8 (MCS11)	17.98	17.82	20.91	3.70	24.61	30.00	-5.39	
6205		CDD	AVG	242	62	243.8/286.8 (MCS11)	17.64	17.75	20.70	3.70	24.40	30.00	-5.60	
6405	91	CDD	AVG	242	61	243.8/286.8 (MCS11)	17.72	17.89	20.82	3.70	24.52	30.00	-5.48	
6405		CDD	AVG	242	62	243.8/286.8 (MCS11)	17.84	17.86	20.86	3.70	24.56	30.00	-5.44	
6565	123	CDD	AVG	242	61	243.8/286.8 (MCS11)	17.63	17.62	20.63	3.50	24.13	30.00	-5.87	
6565		CDD	AVG	242	62	243.8/286.8 (MCS11)	17.73	17.79	20.77	3.50	24.27	30.00	-5.73	
6725	155	CDD	AVG	242	61	243.8/286.8 (MCS11)	17.69	17.96	20.84	3.50	24.34	30.00	-5.66	
6725		CDD	AVG	242	62	243.8/286.8 (MCS11)	17.70	17.76	20.74	3.50	24.24	30.00	-5.76	
6845	179	CDD	AVG	242	61	243.8/286.8 (MCS11)	17.75	17.67	20.72	3.50	24.22	30.00	-5.78	
6845		CDD	AVG	242	62	243.8/286.8 (MCS11)	17.76	17.64	20.71	3.50	24.21	30.00	-5.79	

Table 7-76. CDD Diversity 40MHz BW 802.11ax SP Maximum Conducted Output Power and Max EIRP (Highest Power Among Partially Loaded RU's)

6GHz (80MHz Bandwidth)	Frequency [MHz]	Channel	Mode	Detector	RU Size	RU Index	Data Rate [Mbps]	Conducted Powers [dBm]			Ant. Gain [dBi]	Max e.i.r.p. [dBm]	Max e.i.r.p. Limit [dBm]	e.i.r.p. Margin [dB]
								Antenna 5T	Antenna 1b	Summed				
								5985	7	CDD				
5985	CDD	AVG	484	66	487.5/573.5 (MCS11)	17.69	17.67	20.69		3.70	24.39	30.00	-5.61	
6225	55	CDD	AVG	484	65	487.5/573.5 (MCS11)	17.94	17.72	20.84	3.70	24.54	30.00	-5.46	
6225		CDD	AVG	484	66	487.5/573.5 (MCS11)	17.99	17.64	20.83	3.70	24.53	30.00	-5.47	
6385	87	CDD	AVG	484	65	487.5/573.5 (MCS11)	17.61	17.78	20.71	3.70	24.41	30.00	-5.59	
6385		CDD	AVG	484	66	487.5/573.5 (MCS11)	17.63	17.79	20.72	3.70	24.42	30.00	-5.58	
6625	135	CDD	AVG	484	65	487.5/573.5 (MCS11)	17.63	17.88	20.76	3.50	24.26	30.00	-5.74	
6625		CDD	AVG	484	66	487.5/573.5 (MCS11)	17.60	17.89	20.76	3.50	24.26	30.00	-5.74	
6705	151	CDD	AVG	484	65	487.5/573.5 (MCS11)	17.86	17.72	20.80	3.50	24.30	30.00	-5.70	
6705		CDD	AVG	484	66	487.5/573.5 (MCS11)	17.74	17.81	20.79	3.50	24.29	30.00	-5.71	
6785	167	CDD	AVG	484	65	487.5/573.5 (MCS11)	17.84	17.83	20.84	3.50	24.34	30.00	-5.66	
6785		CDD	AVG	484	66	487.5/573.5 (MCS11)	17.69	17.62	20.67	3.50	24.17	30.00	-5.83	

Table 7-77. CDD Diversity 80MHz BW 802.11ax SP Maximum Conducted Output Power and Max EIRP (Highest Power Among Partially Loaded RU's)

FCC ID: BCGA2995		MEASUREMENT REPORT (CERTIFICATION)	Approved by: Technical Manager
Test Report S/N: 1C2405200018-25-R1.BCG	Test Dates: 5/20/2024 - 10/1/2024	EUT Type: Tablet Device	Page 123 of 693

6GHz (160MHz Bandwidth)	Frequency [MHz]	Channel	Mode	Detector	RU Size	RU Index	Data Rate [Mbps]	Conducted Powers [dBm]			Ant. Gain [dBi]	Max e.i.r.p. [dBm]	Max e.i.r.p. Limit [dBm]	e.i.r.p. Margin [dB]
								Antenna 5T	Antenna 1b	Summed				
	6025	15 (L)	CDD	AVG	996	67	1020.8/1201 (MCS11)	17.85	17.81	20.84	3.70	24.54	30.00	-5.46
	6025	15 (U)	CDD	AVG	996	67	1020.8/1201 (MCS11)	17.80	17.77	20.79	3.70	24.49	30.00	-5.51
	6185	47 (L)	CDD	AVG	996	67	1020.8/1201 (MCS11)	17.89	17.73	20.82	3.70	24.52	30.00	-5.48
	6185	47 (U)	CDD	AVG	996	67	1020.8/1201 (MCS11)	17.84	17.68	20.77	3.70	24.47	30.00	-5.53
	6345	79 (L)	CDD	AVG	996	67	1020.8/1201 (MCS11)	17.90	17.87	20.90	3.70	24.60	30.00	-5.40
	6345	79 (U)	CDD	AVG	996	67	1020.8/1201 (MCS11)	17.81	17.85	20.84	3.70	24.54	30.00	-5.46
	6665	143 (L)	CDD	AVG	996	67	1020.8/1201 (MCS11)	17.72	17.74	20.74	3.50	24.24	30.00	-5.76
	6665	143 (U)	CDD	AVG	996	67	1020.8/1201 (MCS11)	17.67	17.83	20.76	3.50	24.26	30.00	-5.74

**Table 7-78. CDD Diversity 160MHz BW 802.11ax SP Maximum Conducted Output Power and Max EIRP (Highest Power Among Partially Loaded RU's)**

6GHz (20MHz Bandwidth)	Frequency [MHz]	Channel	Mode	Detector	RU Size	RU Index	Data Rate [Mbps]	Conducted Powers [dBm]			Ant. Gain [dBi]	Max e.i.r.p. [dBm]	Max e.i.r.p. Limit [dBm]	e.i.r.p. Margin [dB]
								Antenna 5T	Antenna 1b	Summed				
	5955	1	CDD	AVG	242	61	243.8/286.8 (MCS11)	17.99	17.83	20.92	3.70	24.62	30.00	-5.38
	6175	45	CDD	AVG	242	61	243.8/286.8 (MCS11)	17.82	17.82	20.83	3.70	24.53	30.00	-5.47
	6415	93	CDD	AVG	242	61	243.8/286.8 (MCS11)	17.95	17.80	20.89	3.70	24.59	30.00	-5.41
	6535	117	CDD	AVG	242	61	243.8/286.8 (MCS11)	17.72	17.67	20.71	3.50	24.21	30.00	-5.79
	6695	149	CDD	AVG	242	61	243.8/286.8 (MCS11)	17.71	17.70	20.72	3.50	24.22	30.00	-5.78
	6855	181	CDD	AVG	242	61	243.8/286.8 (MCS11)	17.90	17.75	20.84	3.50	24.34	30.00	-5.66

**Table 7-79. CDD Diversity 20MHz BW 802.11ax SP Maximum Conducted Output Power and Max EIRP (Fully-loaded RU)**

6GHz (40MHz Bandwidth)	Frequency [MHz]	Channel	Mode	Detector	RU Size	RU Index	Data Rate [Mbps]	Conducted Powers [dBm]			Ant. Gain [dBi]	Max e.i.r.p. [dBm]	Max e.i.r.p. Limit [dBm]	e.i.r.p. Margin [dB]
								Antenna 5T	Antenna 1b	Summed				
	5965	3	CDD	AVG	484	65	487.5/573.5 (MCS11)	17.90	17.91	20.91	3.70	24.61	30.00	-5.39
	6205	51	CDD	AVG	484	65	487.5/573.5 (MCS11)	17.70	17.70	20.71	3.70	24.41	30.00	-5.59
	6405	91	CDD	AVG	484	65	487.5/573.5 (MCS11)	17.79	17.96	20.89	3.70	24.59	30.00	-5.41
	6565	123	CDD	AVG	484	65	487.5/573.5 (MCS11)	17.84	17.78	20.82	3.50	24.32	30.00	-5.68
	6725	155	CDD	AVG	484	65	487.5/573.5 (MCS11)	17.98	17.69	20.84	3.50	24.34	30.00	-5.66
	6845	179	CDD	AVG	484	65	487.5/573.5 (MCS11)	17.69	17.67	20.69	3.50	24.19	30.00	-5.81


**Table 7-80. CDD Diversity 40MHz BW 802.11ax SP Maximum Conducted Output Power and Max EIRP (Fully-loaded RU)**

6GHz (80MHz Bandwidth)	Frequency [MHz]	Channel	Mode	Detector	RU Size	RU Index	Data Rate [Mbps]	Conducted Powers [dBm]			Ant. Gain [dBi]	Max e.i.r.p. [dBm]	Max e.i.r.p. Limit [dBm]	e.i.r.p. Margin [dB]
								Antenna 5T	Antenna 1b	Summed				
	5985	7	CDD	AVG	996	67	1020.8/1201 (MCS11)	17.65	17.98	20.83	3.70	24.53	30.00	-5.47
	6225	55	CDD	AVG	996	67	1020.8/1201 (MCS11)	17.60	17.91	20.77	3.70	24.47	30.00	-5.53
	6385	87	CDD	AVG	996	67	1020.8/1201 (MCS11)	17.80	17.61	20.71	3.70	24.41	30.00	-5.59
	6625	135	CDD	AVG	996	67	1020.8/1201 (MCS11)	17.78	17.80	20.80	3.50	24.30	30.00	-5.70
	6705	151	CDD	AVG	996	67	1020.8/1201 (MCS11)	17.80	17.69	20.76	3.50	24.26	30.00	-5.74
	6785	167	CDD	AVG	996	67	1020.8/1201 (MCS11)	17.99	17.69	20.86	3.50	24.36	30.00	-5.64

**Table 7-81. CDD Diversity 80MHz BW 802.11ax SP Maximum Conducted Output Power and Max EIRP (Fully-loaded RU)**

6GHz (160MHz Bandwidth)	Frequency [MHz]	Channel	Mode	Detector	RU Size	RU Index	Data Rate [Mbps]	Conducted Powers [dBm]			Ant. Gain [dBi]	Max e.i.r.p. [dBm]	Max e.i.r.p. Limit [dBm]	e.i.r.p. Margin [dB]
								Antenna 5T	Antenna 1b	Summed				
	6025	15	CDD	AVG	996x2	68	2041.6/2402 (MCS11)	17.81	17.67	20.75	3.70	24.45	30.00	-5.55
	6185	47	CDD	AVG	996x2	68	2041.6/2402 (MCS11)	17.74	17.93	20.85	3.70	24.55	30.00	-5.45
	6345	79	CDD	AVG	996x2	68	2041.6/2402 (MCS11)	17.95	17.91	20.94	3.70	24.64	30.00	-5.36
	6665	143	CDD	AVG	996x2	68	2041.6/2402 (MCS11)	17.77	17.81	20.80	3.50	24.30	30.00	-5.70


**Table 7-82. CDD Diversity 160MHz BW 802.11ax SP Maximum Conducted Output Power and Max EIRP (Fully-loaded RU)**

FCC ID: BCGA2995		MEASUREMENT REPORT (CERTIFICATION)	Approved by: Technical Manager
Test Report S/N: 1C2405200018-25-R1.BCG	Test Dates: 5/20/2024 - 10/1/2024	EUT Type: Tablet Device	Page 124 of 693

### 7.3.6 Antenna 5T LPI Conducted Output Power Measurements

6GHz (20MHz Bandwidth)	Frequency [MHz]	Channel	Detector	RU Size	RU Index	Data Rate [Mbps]	Conducted Power [dBm]	Ant. Gain [dBi]	Max e.i.r.p. [dBm]	Max e.i.r.p. Limit [dBm]	e.i.r.p. Margin [dB]
	5955	1	AVG	26	0	12.5/14.7 (MCS11)	-4.45	3.70	-0.75	24.00	-24.75
			AVG	26	4	12.5/14.7 (MCS11)	-4.37	3.70	-0.67	24.00	-24.67
			AVG	26	8	12.5/14.7 (MCS11)	-4.51	3.70	-0.81	24.00	-24.81
	6175	45	AVG	26	0	12.5/14.7 (MCS11)	-3.96	3.70	-0.26	24.00	-24.26
			AVG	26	4	12.5/14.7 (MCS11)	-3.77	3.70	-0.06	24.00	-24.07
			AVG	26	8	12.5/14.7 (MCS11)	-4.14	3.70	-0.44	24.00	-24.44
	6415	93	AVG	26	0	12.5/14.7 (MCS11)	-4.14	3.70	-0.44	24.00	-24.44
			AVG	26	4	12.5/14.7 (MCS11)	-3.97	3.70	-0.27	24.00	-24.27
			AVG	26	8	12.5/14.7 (MCS11)	-4.10	3.70	-0.40	24.00	-24.40
	6435	97	AVG	26	0	12.5/14.7 (MCS11)	-3.97	3.10	-0.87	24.00	-24.87
			AVG	26	4	12.5/14.7 (MCS11)	-3.87	3.10	-0.77	24.00	-24.77
			AVG	26	8	12.5/14.7 (MCS11)	-4.05	3.10	-0.95	24.00	-24.95
	6475	105	AVG	26	0	12.5/14.7 (MCS11)	-3.90	3.10	-0.80	24.00	-24.80
			AVG	26	4	12.5/14.7 (MCS11)	-3.92	3.10	-0.82	24.00	-24.82
			AVG	26	8	12.5/14.7 (MCS11)	-4.08	3.10	-0.98	24.00	-24.98
6515	113	AVG	26	0	12.5/14.7 (MCS11)	-3.88	3.10	-0.78	24.00	-24.78	
		AVG	26	4	12.5/14.7 (MCS11)	-3.98	3.10	-0.88	24.00	-24.88	
		AVG	26	8	12.5/14.7 (MCS11)	-3.95	3.10	-0.85	24.00	-24.85	
6535	117	AVG	26	0	12.5/14.7 (MCS11)	-4.02	3.50	-0.52	24.00	-24.52	
		AVG	26	4	12.5/14.7 (MCS11)	-4.39	3.50	-0.89	24.00	-24.89	
		AVG	26	8	12.5/14.7 (MCS11)	-4.20	3.50	-0.70	24.00	-24.70	
6695	149	AVG	26	0	12.5/14.7 (MCS11)	-4.52	3.50	-1.02	24.00	-25.02	
		AVG	26	4	12.5/14.7 (MCS11)	-4.11	3.50	-0.61	24.00	-24.61	
		AVG	26	8	12.5/14.7 (MCS11)	-4.12	3.50	-0.62	24.00	-24.62	
6875	185	AVG	26	0	12.5/14.7 (MCS11)	-4.31	3.50	-0.81	24.00	-24.81	
		AVG	26	4	12.5/14.7 (MCS11)	-4.28	3.50	-0.78	24.00	-24.78	
		AVG	26	8	12.5/14.7 (MCS11)	-4.09	3.50	-0.59	24.00	-24.59	
6895	189	AVG	26	0	12.5/14.7 (MCS11)	-4.26	3.30	-0.96	24.00	-24.96	
		AVG	26	4	12.5/14.7 (MCS11)	-4.14	3.30	-0.84	24.00	-24.84	
		AVG	26	8	12.5/14.7 (MCS11)	-4.42	3.30	-1.12	24.00	-25.12	
6995	209	AVG	26	0	12.5/14.7 (MCS11)	-4.04	3.30	-0.74	24.00	-24.74	
		AVG	26	4	12.5/14.7 (MCS11)	-4.38	3.30	-1.08	24.00	-25.08	
		AVG	26	8	12.5/14.7 (MCS11)	-4.23	3.30	-0.93	24.00	-24.93	
7095	229	AVG	26	0	12.5/14.7 (MCS11)	-4.23	3.30	-0.93	24.00	-24.93	
		AVG	26	4	12.5/14.7 (MCS11)	-4.35	3.30	-1.05	24.00	-25.05	
		AVG	26	8	12.5/14.7 (MCS11)	-4.11	3.30	-0.81	24.00	-24.81	


Table 7-83. Antenna 5T 20MHz BW 802.11ax LPI Maximum Conducted Output Power and Max EIRP (RU26)

FCC ID: BCGA2995		MEASUREMENT REPORT (CERTIFICATION)	Approved by: Technical Manager
Test Report S/N: 1C2405200018-25-R1.BCG	Test Dates: 5/20/2024 - 10/1/2024	EUT Type: Tablet Device	Page 125 of 693



6GHz (40MHz Bandwidth)	Frequency [MHz]	Channel	Detector	RU Size	RU Index	Data Rate [Mbps]	Conducted Power [dBm]	Ant. Gain [dBi]	Max e.i.r.p. [dBm]	Max e.i.r.p. Limit [dBm]	e.i.r.p. Margin [dB]
	5965	3	AVG	26	0	12.5/14.7 (MCS11)	-4.53	3.70	-0.83	24.00	-24.83
			AVG	26	8	12.5/14.7 (MCS11)	-4.54	3.70	-0.84	24.00	-24.84
			AVG	26	17	12.5/14.7 (MCS11)	-4.61	3.70	-0.91	24.00	-24.91
	6205	51	AVG	26	0	12.5/14.7 (MCS11)	-4.00	3.70	-0.30	24.00	-24.30
			AVG	26	8	12.5/14.7 (MCS11)	-4.19	3.70	-0.49	24.00	-24.49
			AVG	26	17	12.5/14.7 (MCS11)	-4.01	3.70	-0.31	24.00	-24.31
	6405	91	AVG	26	0	12.5/14.7 (MCS11)	-3.87	3.70	-0.17	24.00	-24.17
			AVG	26	8	12.5/14.7 (MCS11)	-3.96	3.70	-0.26	24.00	-24.26
			AVG	26	17	12.5/14.7 (MCS11)	-3.95	3.70	-0.25	24.00	-24.25
	6445	99	AVG	26	0	12.5/14.7 (MCS11)	-4.06	3.10	-0.96	24.00	-24.96
			AVG	26	8	12.5/14.7 (MCS11)	-3.83	3.10	-0.73	24.00	-24.73
AVG			26	17	12.5/14.7 (MCS11)	-4.08	3.10	-0.98	24.00	-24.98	
6485	107	AVG	26	0	12.5/14.7 (MCS11)	-4.09	3.10	-0.99	24.00	-24.99	
		AVG	26	8	12.5/14.7 (MCS11)	-4.00	3.10	-0.90	24.00	-24.90	
		AVG	26	17	12.5/14.7 (MCS11)	-3.86	3.10	-0.76	24.00	-24.76	
6525	115	AVG	26	0	12.5/14.7 (MCS11)	-4.38	3.50	-0.88	24.00	-24.88	
		AVG	26	8	12.5/14.7 (MCS11)	-4.38	3.50	-0.88	24.00	-24.88	
		AVG	26	17	12.5/14.7 (MCS11)	-4.33	3.50	-0.83	24.00	-24.83	
6565	123	AVG	26	0	12.5/14.7 (MCS11)	-4.15	3.50	-0.65	24.00	-24.65	
		AVG	26	8	12.5/14.7 (MCS11)	-4.37	3.50	-0.87	24.00	-24.87	
		AVG	26	17	12.5/14.7 (MCS11)	-4.37	3.50	-0.87	24.00	-24.87	
6725	155	AVG	26	0	12.5/14.7 (MCS11)	-4.00	3.50	-0.50	24.00	-24.50	
		AVG	26	8	12.5/14.7 (MCS11)	-4.30	3.50	-0.80	24.00	-24.80	
		AVG	26	17	12.5/14.7 (MCS11)	-4.12	3.50	-0.62	24.00	-24.62	
6845	179	AVG	26	0	12.5/14.7 (MCS11)	-4.07	3.50	-0.57	24.00	-24.57	
		AVG	26	8	12.5/14.7 (MCS11)	-4.12	3.50	-0.62	24.00	-24.62	
		AVG	26	17	12.5/14.7 (MCS11)	-4.06	3.50	-0.56	24.00	-24.56	
6885	187	AVG	26	0	12.5/14.7 (MCS11)	-4.27	3.30	-0.97	24.00	-24.97	
		AVG	26	8	12.5/14.7 (MCS11)	-4.33	3.30	-1.03	24.00	-25.03	
		AVG	26	17	12.5/14.7 (MCS11)	-4.05	3.30	-0.75	24.00	-24.75	
6965	203	AVG	26	0	12.5/14.7 (MCS11)	-4.25	3.30	-0.95	24.00	-24.95	
		AVG	26	8	12.5/14.7 (MCS11)	-4.37	3.30	-1.07	24.00	-25.07	
		AVG	26	17	12.5/14.7 (MCS11)	-4.26	3.30	-0.96	24.00	-24.96	
7085	227	AVG	26	0	12.5/14.7 (MCS11)	-4.26	3.30	-0.96	24.00	-24.96	
		AVG	26	8	12.5/14.7 (MCS11)	-4.18	3.30	-0.88	24.00	-24.88	
		AVG	26	17	12.5/14.7 (MCS11)	-4.15	3.30	-0.85	24.00	-24.85	

Table 7-84. Antenna 5T 40MHz BW 802.11ax LPI Maximum Conducted Output Power and Max EIRP (RU26)


FCC ID: BCGA2995		MEASUREMENT REPORT (CERTIFICATION)	Approved by: Technical Manager
Test Report S/N: 1C2405200018-25-R1.BCG	Test Dates: 5/20/2024 - 10/1/2024	EUT Type: Tablet Device	Page 126 of 693

6GHz (80MHz Bandwidth)	Frequency [MHz]	Channel	Detector	RU Size	RU Index	Data Rate [Mbps]	Conducted Power [dBm]	Ant. Gain [dBi]	Max e.i.r.p. [dBm]	Max e.i.r.p. Limit [dBm]	e.i.r.p. Margin [dB]
	5985	7	AVG	26	0	12.5/14.7 (MCS11)	-4.50	3.70	-0.80	24.00	-24.80
			AVG	26	18	12.5/14.7 (MCS11)	-4.45	3.70	-0.75	24.00	-24.75
			AVG	26	36	12.5/14.7 (MCS11)	-4.44	3.70	-0.73	24.00	-24.74
	6225	55	AVG	26	0	12.5/14.7 (MCS11)	-4.10	3.70	-0.40	24.00	-24.40
			AVG	26	18	12.5/14.7 (MCS11)	-3.75	3.70	-0.05	24.00	-24.05
			AVG	26	36	12.5/14.7 (MCS11)	-3.87	3.70	-0.17	24.00	-24.17
	6385	87	AVG	26	0	12.5/14.7 (MCS11)	-3.66	3.70	0.05	24.00	-23.96
			AVG	26	18	12.5/14.7 (MCS11)	-3.65	3.70	0.05	24.00	-23.95
			AVG	26	36	12.5/14.7 (MCS11)	-3.56	3.70	0.14	24.00	-23.86
	6465	103	AVG	26	0	12.5/14.7 (MCS11)	-3.90	3.10	-0.80	24.00	-24.80
			AVG	26	18	12.5/14.7 (MCS11)	-4.12	3.10	-1.02	24.00	-25.02
AVG			26	36	12.5/14.7 (MCS11)	-4.14	3.10	-1.04	24.00	-25.04	
6545	119	AVG	26	0	12.5/14.7 (MCS11)	-4.29	3.50	-0.79	24.00	-24.79	
		AVG	26	18	12.5/14.7 (MCS11)	-4.24	3.50	-0.74	24.00	-24.74	
		AVG	26	36	12.5/14.7 (MCS11)	-4.40	3.50	-0.90	24.00	-24.90	
6705	151	AVG	26	0	12.5/14.7 (MCS11)	-4.20	3.50	-0.70	24.00	-24.70	
		AVG	26	18	12.5/14.7 (MCS11)	-4.31	3.50	-0.81	24.00	-24.81	
		AVG	26	36	12.5/14.7 (MCS11)	-4.08	3.50	-0.58	24.00	-24.58	
6865	183	AVG	26	0	12.5/14.7 (MCS11)	-4.28	3.50	-0.78	24.00	-24.78	
		AVG	26	18	12.5/14.7 (MCS11)	-4.38	3.50	-0.88	24.00	-24.88	
		AVG	26	36	12.5/14.7 (MCS11)	-4.28	3.50	-0.78	24.00	-24.78	
6945	199	AVG	26	0	12.5/14.7 (MCS11)	-4.49	3.30	-1.19	24.00	-25.19	
		AVG	26	18	12.5/14.7 (MCS11)	-4.27	3.30	-0.97	24.00	-24.97	
		AVG	26	36	12.5/14.7 (MCS11)	-4.04	3.30	-0.74	24.00	-24.74	
7025	215	AVG	26	0	12.5/14.7 (MCS11)	-4.07	3.30	-0.77	24.00	-24.77	
		AVG	26	18	12.5/14.7 (MCS11)	-4.28	3.30	-0.98	24.00	-24.98	
		AVG	26	36	12.5/14.7 (MCS11)	-4.08	3.30	-0.78	24.00	-24.78	

Table 7-85. Antenna 5T 80MHz BW 802.11ax LPI Maximum Conducted Output Power and Max EIRP (RU26)

6GHz (160MHz Bandwidth)	Frequency [MHz]	Channel	Detector	RU Size	RU Index	Data Rate [Mbps]	Conducted Power [dBm]	Ant. Gain [dBi]	Max e.i.r.p. [dBm]	Max e.i.r.p. Limit [dBm]	e.i.r.p. Margin [dB]
	6025	15 (L)	AVG	26	0	12.5/14.7 (MCS11)	-4.56	3.70	-0.86	24.00	-24.86
	6025		AVG	26	36	12.5/14.7 (MCS11)	-4.39	3.70	-0.69	24.00	-24.69
	6025	15 (U)	AVG	26	36	12.5/14.7 (MCS11)	-4.34	3.70	-0.64	24.00	-24.64
	6185	47 (L)	AVG	26	0	12.5/14.7 (MCS11)	-3.90	3.70	-0.20	24.00	-24.20
	6185		AVG	26	36	12.5/14.7 (MCS11)	-4.11	3.70	-0.41	24.00	-24.41
	6185	47 (U)	AVG	26	36	12.5/14.7 (MCS11)	-3.93	3.70	-0.23	24.00	-24.23
	6345	79 (L)	AVG	26	0	12.5/14.7 (MCS11)	-3.60	3.70	0.10	24.00	-23.90
	6345		AVG	26	36	12.5/14.7 (MCS11)	-3.98	3.70	-0.28	24.00	-24.28
	6345	79 (U)	AVG	26	36	12.5/14.7 (MCS11)	-3.78	3.70	-0.08	24.00	-24.08
	6505	111 (L)	AVG	26	0	12.5/14.7 (MCS11)	-4.08	3.10	-0.98	24.00	-24.98
	6505		AVG	26	36	12.5/14.7 (MCS11)	-4.15	3.10	-1.05	24.00	-25.05
	6505	111 (U)	AVG	26	36	12.5/14.7 (MCS11)	-4.25	3.10	-1.15	24.00	-25.15
	6665	143 (L)	AVG	26	0	12.5/14.7 (MCS11)	-4.38	3.50	-0.88	24.00	-24.88
	6665		AVG	26	36	12.5/14.7 (MCS11)	-4.29	3.50	-0.79	24.00	-24.79
	6665	143 (U)	AVG	26	36	12.5/14.7 (MCS11)	-4.31	3.50	-0.81	24.00	-24.81
	6825	175 (L)	AVG	26	0	12.5/14.7 (MCS11)	-4.36	3.50	-0.86	24.00	-24.86
	6825		AVG	26	36	12.5/14.7 (MCS11)	-4.15	3.50	-0.65	24.00	-24.65
	6825	175 (U)	AVG	26	36	12.5/14.7 (MCS11)	-4.22	3.50	-0.72	24.00	-24.72
	6985	207 (L)	AVG	26	0	12.5/14.7 (MCS11)	-4.28	3.30	-0.98	24.00	-24.98
6985	AVG		26	36	12.5/14.7 (MCS11)	-4.10	3.30	-0.80	24.00	-24.80	
6985	207 (U)	AVG	26	36	12.5/14.7 (MCS11)	-4.02	3.30	-0.72	24.00	-24.72	

Table 7-86. Antenna 5T 160MHz BW 802.11ax LPI Maximum Conducted Output Power and Max EIRP (RU26)


FCC ID: BCGA2995		MEASUREMENT REPORT (CERTIFICATION)	Approved by: Technical Manager
Test Report S/N: 1C2405200018-25-R1.BCG	Test Dates: 5/20/2024 - 10/1/2024	EUT Type: Tablet Device	Page 127 of 693

6GHz (20MHz Bandwidth)	Frequency [MHz]	Channel	Detector	RU Size	RU Index	Data Rate [Mbps]	Conducted Power [dBm]	Ant. Gain [dBi]	Max e.i.r.p. [dBm]	Max e.i.r.p. Limit [dBm]	e.i.r.p. Margin [dB]
	5955	1	AVG	106	53	53.1/62.5 (MCS11)	1.63	3.70	5.33	24.00	-18.67
			AVG	106	54	53.1/62.5 (MCS11)	1.42	3.70	5.12	24.00	-18.88
	6175	45	AVG	106	53	53.1/62.5 (MCS11)	1.91	3.70	5.61	24.00	-18.39
			AVG	106	54	53.1/62.5 (MCS11)	1.89	3.70	5.59	24.00	-18.41
	6415	93	AVG	106	53	53.1/62.5 (MCS11)	2.49	3.70	6.19	24.00	-17.82
			AVG	106	54	53.1/62.5 (MCS11)	2.34	3.70	6.04	24.00	-17.97
	6435	97	AVG	106	53	53.1/62.5 (MCS11)	1.91	3.10	5.01	24.00	-18.99
			AVG	106	54	53.1/62.5 (MCS11)	1.94	3.10	5.04	24.00	-18.96
	6475	105	AVG	106	53	53.1/62.5 (MCS11)	1.92	3.10	5.02	24.00	-18.98
			AVG	106	54	53.1/62.5 (MCS11)	1.97	3.10	5.07	24.00	-18.93
	6515	113	AVG	106	53	53.1/62.5 (MCS11)	2.22	3.10	5.32	24.00	-18.68
			AVG	106	54	53.1/62.5 (MCS11)	2.18	3.10	5.28	24.00	-18.72
	6535	117	AVG	106	53	53.1/62.5 (MCS11)	1.72	3.50	5.22	24.00	-18.78
			AVG	106	54	53.1/62.5 (MCS11)	1.84	3.50	5.34	24.00	-18.66
	6695	149	AVG	106	53	53.1/62.5 (MCS11)	1.98	3.50	5.48	24.00	-18.52
AVG			106	54	53.1/62.5 (MCS11)	1.88	3.50	5.38	24.00	-18.62	
6875	185	AVG	106	53	53.1/62.5 (MCS11)	1.66	3.50	5.16	24.00	-18.84	
		AVG	106	54	53.1/62.5 (MCS11)	1.75	3.50	5.25	24.00	-18.75	
6895	189	AVG	106	53	53.1/62.5 (MCS11)	1.64	3.30	4.94	24.00	-19.06	
		AVG	106	54	53.1/62.5 (MCS11)	1.65	3.30	4.95	24.00	-19.05	
6995	209	AVG	106	53	53.1/62.5 (MCS11)	1.83	3.30	5.13	24.00	-18.87	
		AVG	106	54	53.1/62.5 (MCS11)	1.78	3.30	5.08	24.00	-18.92	
7095	229	AVG	106	53	53.1/62.5 (MCS11)	1.81	3.30	5.11	24.00	-18.89	
		AVG	106	54	53.1/62.5 (MCS11)	1.85	3.30	5.15	24.00	-18.86	

Table 7-87. Antenna 5T 20MHz BW 802.11ax LPI Maximum Conducted Output Power and Max EIRP (Highest Power Among Partially Loaded RU's)

6GHz (40MHz Bandwidth)	Frequency [MHz]	Channel	Detector	RU Size	RU Index	Data Rate [Mbps]	Conducted Power [dBm]	Ant. Gain [dBi]	Max e.i.r.p. [dBm]	Max e.i.r.p. Limit [dBm]	e.i.r.p. Margin [dB]
	5965	3	AVG	242	61	121.9/143.4 (MCS11)	4.59	3.70	8.29	24.00	-15.71
			AVG	242	62	121.9/143.4 (MCS11)	4.36	3.70	8.06	24.00	-15.94
	6205	51	AVG	242	61	121.9/143.4 (MCS11)	5.16	3.70	8.86	24.00	-15.14
			AVG	242	62	121.9/143.4 (MCS11)	5.10	3.70	8.80	24.00	-15.20
	6405	91	AVG	242	61	121.9/143.4 (MCS11)	5.43	3.70	9.13	24.00	-14.87
			AVG	242	62	121.9/143.4 (MCS11)	5.15	3.70	8.85	24.00	-15.15
	6445	99	AVG	242	61	121.9/143.4 (MCS11)	5.02	3.10	8.12	24.00	-15.88
			AVG	242	62	121.9/143.4 (MCS11)	4.92	3.10	8.02	24.00	-15.99
	6485	107	AVG	242	61	121.9/143.4 (MCS11)	5.01	3.10	8.11	24.00	-15.89
			AVG	242	62	121.9/143.4 (MCS11)	5.18	3.10	8.28	24.00	-15.72
	6525	115	AVG	242	61	121.9/143.4 (MCS11)	4.95	3.50	8.45	24.00	-15.55
			AVG	242	62	121.9/143.4 (MCS11)	5.00	3.50	8.50	24.00	-15.50
	6565	123	AVG	242	61	121.9/143.4 (MCS11)	4.89	3.50	8.39	24.00	-15.62
			AVG	242	62	121.9/143.4 (MCS11)	4.94	3.50	8.44	24.00	-15.56
	6725	155	AVG	242	61	121.9/143.4 (MCS11)	4.82	3.50	8.32	24.00	-15.68
AVG			242	62	121.9/143.4 (MCS11)	4.91	3.50	8.41	24.00	-15.59	
6845	179	AVG	242	61	121.9/143.4 (MCS11)	4.58	3.30	7.88	24.00	-16.12	
		AVG	242	62	121.9/143.4 (MCS11)	4.87	3.30	8.17	24.00	-15.83	
6885	187	AVG	242	61	121.9/143.4 (MCS11)	4.97	3.30	8.27	24.00	-15.74	
		AVG	242	62	121.9/143.4 (MCS11)	4.94	3.30	8.24	24.00	-15.76	
6965	203	AVG	242	61	121.9/143.4 (MCS11)	4.67	3.30	7.97	24.00	-16.03	
		AVG	242	62	121.9/143.4 (MCS11)	4.70	3.30	8.00	24.00	-16.00	
7085	227	AVG	242	61	121.9/143.4 (MCS11)	4.97	3.30	8.27	24.00	-15.73	
		AVG	242	62	121.9/143.4 (MCS11)	4.79	3.30	8.09	24.00	-15.91	

Table 7-88. Antenna 5T 40MHz BW 802.11ax LPI Maximum Conducted Output Power and Max EIRP (Highest Power Among Partially Loaded RU's)

FCC ID: BCGA2995		MEASUREMENT REPORT (CERTIFICATION)	Approved by: Technical Manager
Test Report S/N: 1C2405200018-25-R1.BCG	Test Dates: 5/20/2024 - 10/1/2024	EUT Type: Tablet Device	Page 128 of 693

6GHz (80MHz Bandwidth)	Frequency [MHz]	Channel	Detector	RU Size	RU Index	Data Rate [Mbps]	Conducted Power [dBm]	Ant. Gain [dBi]	Max e.i.r.p. [dBm]	Max e.i.r.p. Limit [dBm]	e.i.r.p. Margin [dB]
	5985	7	AVG	484	65	243.8/286.8 (MCS11)	7.42	3.70	11.12	24.00	-12.88
			AVG	484	66	243.8/286.8 (MCS11)	7.37	3.70	11.07	24.00	-12.93
	6225	55	AVG	484	65	243.8/286.8 (MCS11)	7.86	3.70	11.56	24.00	-12.44
			AVG	484	66	243.8/286.8 (MCS11)	8.19	3.70	11.89	24.00	-12.11
	6385	87	AVG	484	65	243.8/286.8 (MCS11)	8.17	3.70	11.87	24.00	-12.14
			AVG	484	66	243.8/286.8 (MCS11)	8.25	3.70	11.95	24.00	-12.06
	6465	103	AVG	484	65	243.8/286.8 (MCS11)	8.10	3.10	11.20	24.00	-12.80
			AVG	484	66	243.8/286.8 (MCS11)	8.17	3.10	11.27	24.00	-12.73
	6545	119	AVG	484	65	243.8/286.8 (MCS11)	7.63	3.50	11.13	24.00	-12.87
			AVG	484	66	243.8/286.8 (MCS11)	7.76	3.50	11.26	24.00	-12.74
	6705	151	AVG	484	65	243.8/286.8 (MCS11)	7.86	3.50	11.36	24.00	-12.65
AVG			484	66	243.8/286.8 (MCS11)	7.67	3.50	11.17	24.00	-12.83	
6865	183	AVG	484	65	243.8/286.8 (MCS11)	7.82	3.50	11.32	24.00	-12.68	
		AVG	484	66	243.8/286.8 (MCS11)	7.88	3.50	11.38	24.00	-12.62	
6945	199	AVG	484	65	243.8/286.8 (MCS11)	7.86	3.30	11.16	24.00	-12.84	
		AVG	484	66	243.8/286.8 (MCS11)	7.91	3.30	11.21	24.00	-12.80	
7025	215	AVG	484	65	243.8/286.8 (MCS11)	7.70	3.30	11.00	24.00	-13.00	
		AVG	484	66	243.8/286.8 (MCS11)	7.73	3.30	11.03	24.00	-12.97	


Table 7-89. Antenna 5T 80MHz BW 802.11ax LPI Maximum Conducted Output Power and Max EIRP (Highest Power Among Partially Loaded RU's)

6GHz (160MHz Bandwidth)	Frequency [MHz]	Channel	Detector	RU Size	RU Index	Data Rate [Mbps]	Conducted Power [dBm]	Ant. Gain [dBi]	Max e.i.r.p. [dBm]	Max e.i.r.p. Limit [dBm]	e.i.r.p. Margin [dB]
	6025	15 (L)	AVG	996	67	510.4/600.5 (MCS11)	10.68	3.70	14.38	24.00	-9.62
	6025	15 (U)	AVG	996	67	510.4/600.5 (MCS11)	10.62	3.70	14.32	24.00	-9.68
	6185	47 (L)	AVG	996	67	510.4/600.5 (MCS11)	11.10	3.70	14.80	24.00	-9.20
	6185	47 (U)	AVG	996	67	510.4/600.5 (MCS11)	11.01	3.70	14.71	24.00	-9.29
	6345	79 (L)	AVG	996	67	510.4/600.5 (MCS11)	11.27	3.70	14.97	24.00	-9.03
	6345	79 (U)	AVG	996	67	510.4/600.5 (MCS11)	11.29	3.70	14.99	24.00	-9.02
	6505	111 (L)	AVG	996	67	510.4/600.5 (MCS11)	10.94	3.10	14.04	24.00	-9.97
	6505	111 (U)	AVG	996	67	510.4/600.5 (MCS11)	10.66	3.10	13.76	24.00	-10.24
	6665	143 (L)	AVG	996	67	510.4/600.5 (MCS11)	10.69	3.50	14.19	24.00	-9.81
	6665	143 (U)	AVG	996	67	510.4/600.5 (MCS11)	10.62	3.50	14.12	24.00	-9.88
	6825	175 (L)	AVG	996	67	510.4/600.5 (MCS11)	10.91	3.50	14.41	24.00	-9.59
	6825	175 (U)	AVG	996	67	510.4/600.5 (MCS11)	10.98	3.50	14.48	24.00	-9.52
	6985	207 (L)	AVG	996	67	510.4/600.5 (MCS11)	10.89	3.30	14.19	24.00	-9.81
	6985	207 (U)	AVG	996	67	510.4/600.5 (MCS11)	10.85	3.30	14.15	24.00	-9.85

Table 7-90. Antenna 5T 160MHz BW 802.11ax LPI Maximum Conducted Output Power and Max EIRP (Highest Power Among Partially Loaded RU's)

6GHz (20MHz Bandwidth)	Frequency [MHz]	Channel	Detector	RU Size	RU Index	Data Rate [Mbps]	Conducted Power [dBm]	Ant. Gain [dBi]	Max e.i.r.p. [dBm]	Max e.i.r.p. Limit [dBm]	e.i.r.p. Margin [dB]
	5955	1	AVG	242	61	121.9/143.4 (MCS11)	4.52	3.70	8.22	24.00	-15.79
	6175	45	AVG	242	61	121.9/143.4 (MCS11)	5.00	3.70	8.70	24.00	-15.31
	6415	93	AVG	242	61	121.9/143.4 (MCS11)	5.21	3.70	8.91	24.00	-15.09
	6435	97	AVG	242	61	121.9/143.4 (MCS11)	5.00	3.10	8.10	24.00	-15.91
	6475	105	AVG	242	61	121.9/143.4 (MCS11)	5.25	3.10	8.35	24.00	-15.65
	6515	113	AVG	242	61	121.9/143.4 (MCS11)	4.89	3.10	7.99	24.00	-16.01
	6535	117	AVG	242	61	121.9/143.4 (MCS11)	4.83	3.50	8.33	24.00	-15.67
	6695	149	AVG	242	61	121.9/143.4 (MCS11)	4.78	3.50	8.28	24.00	-15.72
	6875	185	AVG	242	61	121.9/143.4 (MCS11)	4.76	3.50	8.26	24.00	-15.74
	6895	189	AVG	242	61	121.9/143.4 (MCS11)	4.62	3.30	7.92	24.00	-16.08
	6995	209	AVG	242	61	121.9/143.4 (MCS11)	4.69	3.30	7.99	24.00	-16.01
	7095	229	AVG	242	61	121.9/143.4 (MCS11)	4.69	3.30	7.99	24.00	-16.01

Table 7-91. Antenna 5T 20MHz BW 802.11ax LPI Maximum Conducted Output Power and Max EIRP (Fully-loaded RU)

FCC ID: BCGA2995			MEASUREMENT REPORT (CERTIFICATION)	Approved by: Technical Manager
Test Report S/N: 1C2405200018-25-R1.BCG	Test Dates: 5/20/2024 - 10/1/2024	EUT Type: Tablet Device	Page 129 of 693	

6GHz (40MHz Bandwidth)	Frequency [MHz]	Channel	Detector	RU Size	RU Index	Data Rate [Mbps]	Conducted Power [dBm]	Ant. Gain [dBi]	Max e.i.r.p. [dBm]	Max e.i.r.p. Limit [dBm]	e.i.r.p. Margin [dB]
	5965	3	AVG	484	65	243.8/286.8 (MCS11)	7.68	3.70	11.38	24.00	-12.62
	6205	51	AVG	484	65	243.8/286.8 (MCS11)	8.08	3.70	11.78	24.00	-12.22
	6405	91	AVG	484	65	243.8/286.8 (MCS11)	8.48	3.70	12.18	24.00	-11.82
	6445	99	AVG	484	65	243.8/286.8 (MCS11)	7.98	3.10	11.08	24.00	-12.92
	6485	107	AVG	484	65	243.8/286.8 (MCS11)	8.21	3.10	11.31	24.00	-12.69
	6525	115	AVG	484	65	243.8/286.8 (MCS11)	7.70	3.50	11.20	24.00	-12.80
	6565	123	AVG	484	65	243.8/286.8 (MCS11)	7.89	3.50	11.39	24.00	-12.62
	6725	155	AVG	484	65	243.8/286.8 (MCS11)	7.92	3.50	11.42	24.00	-12.58
	6845	179	AVG	484	65	243.8/286.8 (MCS11)	7.69	3.50	11.19	24.00	-12.81
	6885	187	AVG	484	65	243.8/286.8 (MCS11)	7.89	3.30	11.19	24.00	-12.81
6965	203	AVG	484	65	243.8/286.8 (MCS11)	7.65	3.30	10.95	24.00	-13.05	
7085	227	AVG	484	65	243.8/286.8 (MCS11)	7.87	3.30	11.17	24.00	-12.83	


Table 7-92. Antenna 5T 40MHz BW 802.11ax LPI Maximum Conducted Output Power and Max EIRP (Fully-loaded RU)

6GHz (80MHz Bandwidth)	Frequency [MHz]	Channel	Detector	RU Size	RU Index	Data Rate [Mbps]	Conducted Power [dBm]	Ant. Gain [dBi]	Max e.i.r.p. [dBm]	Max e.i.r.p. Limit [dBm]	e.i.r.p. Margin [dB]
	5985	7	AVG	996	67	510.4/600.5 (MCS11)	10.37	3.70	14.07	24.00	-9.93
	6225	55	AVG	996	67	510.4/600.5 (MCS11)	11.21	3.70	14.91	24.00	-9.09
	6385	87	AVG	996	67	510.4/600.5 (MCS11)	11.38	3.70	15.08	24.00	-8.92
	6465	103	AVG	996	67	510.4/600.5 (MCS11)	11.07	3.10	14.17	24.00	-9.83
	6545	119	AVG	996	67	510.4/600.5 (MCS11)	10.61	3.50	14.11	24.00	-9.89
	6705	151	AVG	996	67	510.4/600.5 (MCS11)	10.92	3.50	14.42	24.00	-9.58
	6865	183	AVG	996	67	510.4/600.5 (MCS11)	10.96	3.50	14.46	24.00	-9.54
	6945	199	AVG	996	67	510.4/600.5 (MCS11)	10.80	3.30	14.10	24.00	-9.90
	7025	215	AVG	996	67	510.4/600.5 (MCS11)	10.94	3.30	14.24	24.00	-9.76

Table 7-93. Antenna 5T 80MHz BW 802.11ax LPI Maximum Conducted Output Power and Max EIRP (Fully-loaded RU)

6GHz (160MHz Bandwidth)	Frequency [MHz]	Channel	Detector	RU Size	RU Index	Data Rate [Mbps]	Conducted Power [dBm]	Ant. Gain [dBi]	Max e.i.r.p. [dBm]	Max e.i.r.p. Limit [dBm]	e.i.r.p. Margin [dB]
	6025	15	AVG	996x2	68	1020.8/1201 (MCS11)	12.98	3.70	16.68	24.00	-7.32
	6185	47	AVG	996x2	68	1020.8/1201 (MCS11)	13.48	3.70	17.18	24.00	-6.82
	6345	79	AVG	996x2	68	1020.8/1201 (MCS11)	13.61	3.70	17.31	24.00	-6.69
	6505	111	AVG	996x2	68	1020.8/1201 (MCS11)	13.27	3.10	16.37	24.00	-7.63
	6665	143	AVG	996x2	68	1020.8/1201 (MCS11)	13.32	3.50	16.82	24.00	-7.18
	6825	175	AVG	996x2	68	1020.8/1201 (MCS11)	13.26	3.50	16.76	24.00	-7.24
	6985	207	AVG	996x2	68	1020.8/1201 (MCS11)	13.31	3.30	16.61	24.00	-7.39


Table 7-94. Antenna 5T 160MHz BW 802.11ax LPI Maximum Conducted Output Power and Max EIRP (Fully-loaded RU)

FCC ID: BCGA2995			MEASUREMENT REPORT (CERTIFICATION)	Approved by: Technical Manager
Test Report S/N: 1C2405200018-25-R1.BCG	Test Dates: 5/20/2024 - 10/1/2024	EUT Type: Tablet Device	Page 130 of 693	

### 7.3.7 Antenna 3b LPI Conducted Output Power Measurements


6GHz (20MHz Bandwidth)	Frequency [MHz]	Channel	Detector	RU Size	RU Index	Data Rate [Mbps]	Conducted Power [dBm]	Ant. Gain [dBi]	Max e.i.r.p. [dBm]	Max e.i.r.p. Limit [dBm]	e.i.r.p. Margin [dB]
	5955	1	AVG	26	0	12.5/14.7 (MCS11)	-5.08	0.60	-4.48	24.00	-28.48
			AVG	26	4	12.5/14.7 (MCS11)	-4.49	0.60	-3.89	24.00	-27.89
			AVG	26	8	12.5/14.7 (MCS11)	-4.33	0.60	-3.73	24.00	-27.73
	6175	45	AVG	26	0	12.5/14.7 (MCS11)	-4.05	0.60	-3.45	24.00	-27.45
			AVG	26	4	12.5/14.7 (MCS11)	-4.10	0.60	-3.50	24.00	-27.50
			AVG	26	8	12.5/14.7 (MCS11)	-4.11	0.60	-3.51	24.00	-27.51
	6415	93	AVG	26	0	12.5/14.7 (MCS11)	-3.88	0.60	-3.28	24.00	-27.28
			AVG	26	4	12.5/14.7 (MCS11)	-4.06	0.60	-3.46	24.00	-27.46
			AVG	26	8	12.5/14.7 (MCS11)	-3.75	0.60	-3.15	24.00	-27.15
	6435	97	AVG	26	0	12.5/14.7 (MCS11)	-3.96	-0.20	-4.16	24.00	-28.16
			AVG	26	4	12.5/14.7 (MCS11)	-4.05	-0.20	-4.25	24.00	-28.25
			AVG	26	8	12.5/14.7 (MCS11)	-4.10	-0.20	-4.30	24.00	-28.30
	6475	105	AVG	26	0	12.5/14.7 (MCS11)	-4.04	-0.20	-4.24	24.00	-28.24
			AVG	26	4	12.5/14.7 (MCS11)	-3.99	-0.20	-4.19	24.00	-28.19
			AVG	26	8	12.5/14.7 (MCS11)	-3.97	-0.20	-4.17	24.00	-28.17
	6515	113	AVG	26	0	12.5/14.7 (MCS11)	-4.03	-0.20	-4.23	24.00	-28.23
			AVG	26	4	12.5/14.7 (MCS11)	-4.02	-0.20	-4.22	24.00	-28.22
			AVG	26	8	12.5/14.7 (MCS11)	-4.01	-0.20	-4.21	24.00	-28.21
6535	117	AVG	26	0	12.5/14.7 (MCS11)	-4.36	0.60	-3.76	24.00	-27.76	
		AVG	26	4	12.5/14.7 (MCS11)	-4.22	0.60	-3.62	24.00	-27.62	
		AVG	26	8	12.5/14.7 (MCS11)	-4.07	0.60	-3.47	24.00	-27.47	
6695	149	AVG	26	0	12.5/14.7 (MCS11)	-4.17	0.60	-3.57	24.00	-27.57	
		AVG	26	4	12.5/14.7 (MCS11)	-4.38	0.60	-3.78	24.00	-27.78	
		AVG	26	8	12.5/14.7 (MCS11)	-4.08	0.60	-3.48	24.00	-27.48	
6875	185	AVG	26	0	12.5/14.7 (MCS11)	-4.22	0.60	-3.62	24.00	-27.62	
		AVG	26	4	12.5/14.7 (MCS11)	-4.09	0.60	-3.49	24.00	-27.49	
		AVG	26	8	12.5/14.7 (MCS11)	-4.33	0.60	-3.73	24.00	-27.73	
6895	189	AVG	26	0	12.5/14.7 (MCS11)	-4.35	0.90	-3.45	24.00	-27.45	
		AVG	26	4	12.5/14.7 (MCS11)	-4.18	0.90	-3.28	24.00	-27.28	
		AVG	26	8	12.5/14.7 (MCS11)	-4.04	0.90	-3.14	24.00	-27.14	
6995	209	AVG	26	0	12.5/14.7 (MCS11)	-4.01	0.90	-3.11	24.00	-27.11	
		AVG	26	4	12.5/14.7 (MCS11)	-4.20	0.90	-3.30	24.00	-27.30	
		AVG	26	8	12.5/14.7 (MCS11)	-4.27	0.90	-3.37	24.00	-27.37	
7095	229	AVG	26	0	12.5/14.7 (MCS11)	-4.29	0.90	-3.39	24.00	-27.39	
		AVG	26	4	12.5/14.7 (MCS11)	-4.33	0.90	-3.43	24.00	-27.43	
		AVG	26	8	12.5/14.7 (MCS11)	-4.03	0.90	-3.13	24.00	-27.13	

Table 7-95. Antenna 3b 20MHz BW 802.11ax LPI Maximum Conducted Output Power and Max EIRP (RU26)

FCC ID: BCGA2995		MEASUREMENT REPORT (CERTIFICATION)	Approved by: Technical Manager
Test Report S/N: 1C2405200018-25-R1.BCG	Test Dates: 5/20/2024 - 10/1/2024	EUT Type: Tablet Device	Page 131 of 693

6GHz (40MHz Bandwidth)	Frequency [MHz]	Channel	Detector	RU Size	RU Index	Data Rate [Mbps]	Conducted Power [dBm]	Ant. Gain [dBi]	Max e.i.r.p. [dBm]	Max e.i.r.p. Limit [dBm]	e.i.r.p. Margin [dB]
	5965	3	AVG	26	0	12.5/14.7 (MCS11)	-4.74	0.60	-4.14	24.00	-28.14
			AVG	26	8	12.5/14.7 (MCS11)	-4.75	0.60	-4.15	24.00	-28.15
			AVG	26	17	12.5/14.7 (MCS11)	-4.43	0.60	-3.83	24.00	-27.83
	6205	51	AVG	26	0	12.5/14.7 (MCS11)	-3.99	0.60	-3.39	24.00	-27.39
			AVG	26	8	12.5/14.7 (MCS11)	-3.83	0.60	-3.23	24.00	-27.23
			AVG	26	17	12.5/14.7 (MCS11)	-3.81	0.60	-3.21	24.00	-27.21
	6405	91	AVG	26	0	12.5/14.7 (MCS11)	-3.64	0.60	-3.04	24.00	-27.04
			AVG	26	8	12.5/14.7 (MCS11)	-3.95	0.60	-3.35	24.00	-27.35
			AVG	26	17	12.5/14.7 (MCS11)	-3.50	0.60	-2.90	24.00	-26.90
	6445	99	AVG	26	0	12.5/14.7 (MCS11)	-4.00	-0.20	-4.20	24.00	-28.20
			AVG	26	8	12.5/14.7 (MCS11)	-3.89	-0.20	-4.09	24.00	-28.09
AVG			26	17	12.5/14.7 (MCS11)	-3.98	-0.20	-4.18	24.00	-28.18	
6485	107	AVG	26	0	12.5/14.7 (MCS11)	-4.01	-0.20	-4.21	24.00	-28.21	
		AVG	26	8	12.5/14.7 (MCS11)	-4.02	-0.20	-4.22	24.00	-28.22	
		AVG	26	17	12.5/14.7 (MCS11)	-4.02	-0.20	-4.22	24.00	-28.22	
6525	115	AVG	26	0	12.5/14.7 (MCS11)	-4.36	0.60	-3.76	24.00	-27.76	
		AVG	26	8	12.5/14.7 (MCS11)	-4.04	0.60	-3.44	24.00	-27.44	
		AVG	26	17	12.5/14.7 (MCS11)	-4.14	0.60	-3.54	24.00	-27.54	
6565	123	AVG	26	0	12.5/14.7 (MCS11)	-4.05	0.60	-3.45	24.00	-27.45	
		AVG	26	8	12.5/14.7 (MCS11)	-4.08	0.60	-3.48	24.00	-27.48	
		AVG	26	17	12.5/14.7 (MCS11)	-4.08	0.60	-3.48	24.00	-27.48	
6725	155	AVG	26	0	12.5/14.7 (MCS11)	-4.36	0.60	-3.76	24.00	-27.76	
		AVG	26	8	12.5/14.7 (MCS11)	-4.22	0.60	-3.62	24.00	-27.62	
		AVG	26	17	12.5/14.7 (MCS11)	-4.18	0.60	-3.58	24.00	-27.58	
6845	179	AVG	26	0	12.5/14.7 (MCS11)	-4.30	0.60	-3.70	24.00	-27.70	
		AVG	26	8	12.5/14.7 (MCS11)	-4.34	0.60	-3.74	24.00	-27.74	
		AVG	26	17	12.5/14.7 (MCS11)	-4.11	0.60	-3.51	24.00	-27.51	
6885	187	AVG	26	0	12.5/14.7 (MCS11)	-4.01	0.90	-3.11	24.00	-27.11	
		AVG	26	8	12.5/14.7 (MCS11)	-4.11	0.90	-3.21	24.00	-27.21	
		AVG	26	17	12.5/14.7 (MCS11)	-4.21	0.90	-3.31	24.00	-27.31	
6965	203	AVG	26	0	12.5/14.7 (MCS11)	-4.19	0.90	-3.29	24.00	-27.29	
		AVG	26	8	12.5/14.7 (MCS11)	-4.02	0.90	-3.12	24.00	-27.12	
		AVG	26	17	12.5/14.7 (MCS11)	-4.41	0.90	-3.51	24.00	-27.51	
7085	227	AVG	26	0	12.5/14.7 (MCS11)	-4.14	0.90	-3.24	24.00	-27.24	
		AVG	26	8	12.5/14.7 (MCS11)	-4.46	0.90	-3.56	24.00	-27.56	
		AVG	26	17	12.5/14.7 (MCS11)	-4.14	0.90	-3.24	24.00	-27.24	

Table 7-96. Antenna 3b 40MHz BW 802.11ax LPI Maximum Conducted Output Power and Max EIRP (RU26)


FCC ID: BCGA2995		MEASUREMENT REPORT (CERTIFICATION)	Approved by: Technical Manager
Test Report S/N: 1C2405200018-25-R1.BCG	Test Dates: 5/20/2024 - 10/1/2024	EUT Type: Tablet Device	Page 132 of 693

6GHz (80MHz Bandwidth)	Frequency [MHz]	Channel	Detector	RU Size	RU Index	Data Rate [Mbps]	Conducted Power [dBm]	Ant. Gain [dBi]	Max e.i.r.p. [dBm]	Max e.i.r.p. Limit [dBm]	e.i.r.p. Margin [dB]
	5985	7	AVG	26	0	12.5/14.7 (MCS11)	-4.67	0.60	-4.07	24.00	-28.07
			AVG	26	18	12.5/14.7 (MCS11)	-4.42	0.60	-3.82	24.00	-27.82
			AVG	26	36	12.5/14.7 (MCS11)	-4.59	0.60	-3.99	24.00	-27.99
	6225	55	AVG	26	0	12.5/14.7 (MCS11)	-3.99	0.60	-3.39	24.00	-27.39
			AVG	26	18	12.5/14.7 (MCS11)	-4.09	0.60	-3.49	24.00	-27.49
			AVG	26	36	12.5/14.7 (MCS11)	-3.90	0.60	-3.30	24.00	-27.30
	6385	87	AVG	26	0	12.5/14.7 (MCS11)	-3.82	0.60	-3.22	24.00	-27.22
			AVG	26	18	12.5/14.7 (MCS11)	-3.83	0.60	-3.23	24.00	-27.23
			AVG	26	36	12.5/14.7 (MCS11)	-3.64	0.60	-3.04	24.00	-27.04
	6465	103	AVG	26	0	12.5/14.7 (MCS11)	-3.76	-0.20	-3.96	24.00	-27.96
			AVG	26	18	12.5/14.7 (MCS11)	-3.96	-0.20	-4.16	24.00	-28.16
AVG			26	36	12.5/14.7 (MCS11)	-4.06	-0.20	-4.26	24.00	-28.26	
6545	119	AVG	26	0	12.5/14.7 (MCS11)	-4.47	0.60	-3.87	24.00	-27.87	
		AVG	26	18	12.5/14.7 (MCS11)	-4.24	0.60	-3.64	24.00	-27.64	
		AVG	26	36	12.5/14.7 (MCS11)	-4.22	0.60	-3.62	24.00	-27.62	
6705	151	AVG	26	0	12.5/14.7 (MCS11)	-4.16	0.60	-3.56	24.00	-27.56	
		AVG	26	18	12.5/14.7 (MCS11)	-4.01	0.60	-3.41	24.00	-27.41	
		AVG	26	36	12.5/14.7 (MCS11)	-4.28	0.60	-3.68	24.00	-27.68	
6865	183	AVG	26	0	12.5/14.7 (MCS11)	-4.39	0.60	-3.79	24.00	-27.79	
		AVG	26	18	12.5/14.7 (MCS11)	-4.27	0.60	-3.67	24.00	-27.67	
		AVG	26	36	12.5/14.7 (MCS11)	-4.30	0.60	-3.70	24.00	-27.70	
6945	199	AVG	26	0	12.5/14.7 (MCS11)	-4.01	0.90	-3.11	24.00	-27.11	
		AVG	26	18	12.5/14.7 (MCS11)	-4.34	0.90	-3.44	24.00	-27.44	
		AVG	26	36	12.5/14.7 (MCS11)	-4.21	0.90	-3.31	24.00	-27.31	
7025	215	AVG	26	0	12.5/14.7 (MCS11)	-4.44	0.90	-3.54	24.00	-27.54	
		AVG	26	18	12.5/14.7 (MCS11)	-4.06	0.90	-3.16	24.00	-27.16	
		AVG	26	36	12.5/14.7 (MCS11)	-4.13	0.90	-3.23	24.00	-27.23	

Table 7-97. Antenna 3b 80MHz BW 802.11ax LPI Maximum Conducted Output Power and Max EIRP (RU26)

6GHz (160MHz Bandwidth)	Frequency [MHz]	Channel	Detector	RU Size	RU Index	Data Rate [Mbps]	Conducted Power [dBm]	Ant. Gain [dBi]	Max e.i.r.p. [dBm]	Max e.i.r.p. Limit [dBm]	e.i.r.p. Margin [dB]
	6025	15 (L)	AVG	26	0	12.5/14.7 (MCS11)	-4.73	0.60	-4.13	24.00	-28.13
	6025		AVG	26	36	12.5/14.7 (MCS11)	-4.71	0.60	-4.11	24.00	-28.11
	6025	15 (U)	AVG	26	36	12.5/14.7 (MCS11)	-4.32	0.60	-3.72	24.00	-27.72
	6185	47 (L)	AVG	26	0	12.5/14.7 (MCS11)	-4.04	0.60	-3.44	24.00	-27.44
	6185		AVG	26	36	12.5/14.7 (MCS11)	-4.22	0.60	-3.62	24.00	-27.62
	6185	47 (U)	AVG	26	36	12.5/14.7 (MCS11)	-4.12	0.60	-3.52	24.00	-27.52
	6345	79 (L)	AVG	26	0	12.5/14.7 (MCS11)	-3.67	0.60	-3.07	24.00	-27.07
	6345		AVG	26	36	12.5/14.7 (MCS11)	-3.71	0.60	-3.11	24.00	-27.11
	6345	79 (U)	AVG	26	36	12.5/14.7 (MCS11)	-4.09	0.60	-3.49	24.00	-27.49
	6505	111 (L)	AVG	26	0	12.5/14.7 (MCS11)	-4.37	-0.20	-4.57	24.00	-28.57
	6505		AVG	26	36	12.5/14.7 (MCS11)	-4.36	-0.20	-4.56	24.00	-28.56
	6505	111 (U)	AVG	26	36	12.5/14.7 (MCS11)	-4.13	-0.20	-4.33	24.00	-28.33
	6665	143 (L)	AVG	26	0	12.5/14.7 (MCS11)	-4.50	0.60	-3.90	24.00	-27.90
	6665		AVG	26	36	12.5/14.7 (MCS11)	-4.32	0.60	-3.72	24.00	-27.72
	6665	143 (U)	AVG	26	36	12.5/14.7 (MCS11)	-4.00	0.60	-3.40	24.00	-27.40
	6825	175 (L)	AVG	26	0	12.5/14.7 (MCS11)	-4.10	0.60	-3.50	24.00	-27.50
	6825		AVG	26	36	12.5/14.7 (MCS11)	-4.29	0.60	-3.69	24.00	-27.69
	6825	175 (U)	AVG	26	36	12.5/14.7 (MCS11)	-4.38	0.60	-3.78	24.00	-27.78
6985	207 (L)	AVG	26	0	12.5/14.7 (MCS11)	-4.38	0.90	-3.48	24.00	-27.48	
6985		AVG	26	36	12.5/14.7 (MCS11)	-4.15	0.90	-3.25	24.00	-27.25	
6985	207 (U)	AVG	26	36	12.5/14.7 (MCS11)	-4.07	0.90	-3.17	24.00	-27.17	

Table 7-98. Antenna 3b 160MHz BW 802.11ax LPI Maximum Conducted Output Power and Max EIRP (RU26)

FCC ID: BCGA2995		MEASUREMENT REPORT (CERTIFICATION)	Approved by: Technical Manager
Test Report S/N: 1C2405200018-25-R1.BCG	Test Dates: 5/20/2024 - 10/1/2024	EUT Type: Tablet Device	Page 133 of 693




6GHz (20MHz Bandwidth)	Frequency [MHz]	Channel	Detector	RU Size	RU Index	Data Rate [Mbps]	Conducted Power [dBm]	Ant. Gain [dBi]	Max e.i.r.p. [dBm]	Max e.i.r.p. Limit [dBm]	e.i.r.p. Margin [dB]
	5955	1	AVG	106	53	53.1/62.5 (MCS11)	1.36	0.60	1.96	24.00	-22.04
			AVG	106	54	53.1/62.5 (MCS11)	1.45	0.60	2.05	24.00	-21.95
	6175	45	AVG	106	53	53.1/62.5 (MCS11)	1.98	0.60	2.58	24.00	-21.42
			AVG	106	54	53.1/62.5 (MCS11)	2.04	0.60	2.64	24.00	-21.36
	6415	93	AVG	106	53	53.1/62.5 (MCS11)	2.46	0.60	3.06	24.00	-20.94
			AVG	106	54	53.1/62.5 (MCS11)	2.30	0.60	2.90	24.00	-21.10
	6435	97	AVG	106	53	53.1/62.5 (MCS11)	2.23	-0.20	2.03	24.00	-21.97
			AVG	106	54	53.1/62.5 (MCS11)	2.12	-0.20	1.92	24.00	-22.09
	6475	105	AVG	106	53	53.1/62.5 (MCS11)	2.19	-0.20	1.99	24.00	-22.01
			AVG	106	54	53.1/62.5 (MCS11)	2.21	-0.20	2.01	24.00	-21.99
	6515	113	AVG	106	53	53.1/62.5 (MCS11)	2.12	-0.20	1.92	24.00	-22.08
AVG			106	54	53.1/62.5 (MCS11)	2.05	-0.20	1.85	24.00	-22.15	
6535	117	AVG	106	53	53.1/62.5 (MCS11)	1.65	0.60	2.25	24.00	-21.75	
		AVG	106	54	53.1/62.5 (MCS11)	1.68	0.60	2.28	24.00	-21.72	
6695	149	AVG	106	53	53.1/62.5 (MCS11)	1.67	0.60	2.27	24.00	-21.73	
		AVG	106	54	53.1/62.5 (MCS11)	1.68	0.60	2.28	24.00	-21.72	
6875	185	AVG	106	53	53.1/62.5 (MCS11)	1.83	0.60	2.43	24.00	-21.57	
		AVG	106	54	53.1/62.5 (MCS11)	1.83	0.60	2.43	24.00	-21.58	
6895	189	AVG	106	53	53.1/62.5 (MCS11)	1.78	0.90	2.68	24.00	-21.33	
		AVG	106	54	53.1/62.5 (MCS11)	1.81	0.90	2.71	24.00	-21.29	
6995	209	AVG	106	53	53.1/62.5 (MCS11)	1.66	0.90	2.56	24.00	-21.44	
		AVG	106	54	53.1/62.5 (MCS11)	1.80	0.90	2.70	24.00	-21.30	
7095	229	AVG	106	53	53.1/62.5 (MCS11)	1.76	0.90	2.66	24.00	-21.35	
		AVG	106	54	53.1/62.5 (MCS11)	1.64	0.90	2.54	24.00	-21.46	

Table 7-99. Antenna 3b 20MHz BW 802.11ax LPI Maximum Conducted Output Power and Max EIRP (Highest Power Among Partially Loaded RU's)

6GHz (40MHz Bandwidth)	Frequency [MHz]	Channel	Detector	RU Size	RU Index	Data Rate [Mbps]	Conducted Power [dBm]	Ant. Gain [dBi]	Max e.i.r.p. [dBm]	Max e.i.r.p. Limit [dBm]	e.i.r.p. Margin [dB]
	5965	3	AVG	242	61	121.9/143.4 (MCS11)	4.48	0.60	5.08	24.00	-18.93
			AVG	242	62	121.9/143.4 (MCS11)	4.47	0.60	5.07	24.00	-18.93
	6205	51	AVG	242	61	121.9/143.4 (MCS11)	4.95	0.60	5.55	24.00	-18.45
			AVG	242	62	121.9/143.4 (MCS11)	4.97	0.60	5.57	24.00	-18.43
	6405	91	AVG	242	61	121.9/143.4 (MCS11)	5.21	0.60	5.81	24.00	-18.19
			AVG	242	62	121.9/143.4 (MCS11)	5.39	0.60	5.99	24.00	-18.01
	6445	99	AVG	242	61	121.9/143.4 (MCS11)	5.19	-0.20	4.99	24.00	-19.01
			AVG	242	62	121.9/143.4 (MCS11)	5.23	-0.20	5.03	24.00	-18.97
	6485	107	AVG	242	61	121.9/143.4 (MCS11)	4.90	-0.20	4.70	24.00	-19.30
			AVG	242	62	121.9/143.4 (MCS11)	5.08	-0.20	4.88	24.00	-19.12
	6525	115	AVG	242	61	121.9/143.4 (MCS11)	4.87	0.60	5.47	24.00	-18.53
AVG			242	62	121.9/143.4 (MCS11)	4.92	0.60	5.52	24.00	-18.48	
6565	123	AVG	242	61	121.9/143.4 (MCS11)	4.68	0.60	5.28	24.00	-18.72	
		AVG	242	62	121.9/143.4 (MCS11)	4.62	0.60	5.22	24.00	-18.78	
6725	155	AVG	242	61	121.9/143.4 (MCS11)	4.71	0.60	5.31	24.00	-18.69	
		AVG	242	62	121.9/143.4 (MCS11)	4.71	0.60	5.31	24.00	-18.69	
6845	179	AVG	242	61	121.9/143.4 (MCS11)	4.92	0.90	5.82	24.00	-18.18	
		AVG	242	62	121.9/143.4 (MCS11)	4.81	0.90	5.71	24.00	-18.29	
6885	187	AVG	242	61	121.9/143.4 (MCS11)	4.69	0.90	5.59	24.00	-18.41	
		AVG	242	62	121.9/143.4 (MCS11)	4.76	0.90	5.66	24.00	-18.35	
6965	203	AVG	242	61	121.9/143.4 (MCS11)	4.79	0.90	5.69	24.00	-18.31	
		AVG	242	62	121.9/143.4 (MCS11)	4.63	0.90	5.53	24.00	-18.47	
7085	227	AVG	242	61	121.9/143.4 (MCS11)	4.89	0.90	5.79	24.00	-18.21	
		AVG	242	62	121.9/143.4 (MCS11)	4.82	0.90	5.72	24.00	-18.28	

Table 7-100. Antenna 3b 40MHz BW 802.11ax LPI Maximum Conducted Output Power and Max EIRP (Highest Power Among Partially Loaded RU's)

FCC ID: BCGA2995		MEASUREMENT REPORT (CERTIFICATION)	Approved by: Technical Manager
Test Report S/N: 1C2405200018-25-R1.BCG	Test Dates: 5/20/2024 - 10/1/2024	EUT Type: Tablet Device	Page 134 of 693

6GHz (80MHz Bandwidth)	Frequency [MHz]	Channel	Detector	RU Size	RU Index	Data Rate [Mbps]	Conducted Power [dBm]	Ant. Gain [dBi]	Max e.i.r.p. [dBm]	Max e.i.r.p. Limit [dBm]	e.i.r.p. Margin [dB]
	5985	7	AVG	484	65	243.8/286.8 (MCS11)	7.59	0.60	8.19	24.00	-15.81
			AVG	484	66	243.8/286.8 (MCS11)	7.43	0.60	8.03	24.00	-15.97
	6225	55	AVG	484	65	243.8/286.8 (MCS11)	7.98	0.60	8.58	24.00	-15.42
			AVG	484	66	243.8/286.8 (MCS11)	8.19	0.60	8.79	24.00	-15.21
	6385	87	AVG	484	65	243.8/286.8 (MCS11)	8.14	0.60	8.74	24.00	-15.26
			AVG	484	66	243.8/286.8 (MCS11)	8.27	0.60	8.87	24.00	-15.13
	6465	103	AVG	484	65	243.8/286.8 (MCS11)	8.08	-0.20	7.88	24.00	-16.12
			AVG	484	66	243.8/286.8 (MCS11)	8.13	-0.20	7.93	24.00	-16.07
	6545	119	AVG	484	65	243.8/286.8 (MCS11)	7.88	0.60	8.48	24.00	-15.52
			AVG	484	66	243.8/286.8 (MCS11)	7.63	0.60	8.23	24.00	-15.77
	6705	151	AVG	484	65	243.8/286.8 (MCS11)	7.64	0.60	8.24	24.00	-15.77
AVG			484	66	243.8/286.8 (MCS11)	7.80	0.60	8.40	24.00	-15.60	
6865	183	AVG	484	65	243.8/286.8 (MCS11)	7.81	0.60	8.41	24.00	-15.59	
		AVG	484	66	243.8/286.8 (MCS11)	7.62	0.60	8.22	24.00	-15.78	
6945	199	AVG	484	65	243.8/286.8 (MCS11)	7.87	0.90	8.77	24.00	-15.23	
		AVG	484	66	243.8/286.8 (MCS11)	7.69	0.90	8.59	24.00	-15.41	
7025	215	AVG	484	65	243.8/286.8 (MCS11)	7.95	0.90	8.85	24.00	-15.15	
		AVG	484	66	243.8/286.8 (MCS11)	7.64	0.90	8.54	24.00	-15.46	


Table 7-101. Antenna 3b 80MHz BW 802.11ax LPI Maximum Conducted Output Power and Max EIRP (Highest Power Among Partially Loaded RU's)

6GHz (160MHz Bandwidth)	Frequency [MHz]	Channel	Detector	RU Size	RU Index	Data Rate [Mbps]	Conducted Power [dBm]	Ant. Gain [dBi]	Max e.i.r.p. [dBm]	Max e.i.r.p. Limit [dBm]	e.i.r.p. Margin [dB]
	6025	15 (L)	AVG	996	67	510.4/600.5 (MCS11)	10.28	0.60	10.88	24.00	-13.12
	6025	15 (U)	AVG	996	67	510.4/600.5 (MCS11)	10.68	0.60	11.28	24.00	-12.72
	6185	47 (L)	AVG	996	67	510.4/600.5 (MCS11)	11.03	0.60	11.63	24.00	-12.37
	6185	47 (U)	AVG	996	67	510.4/600.5 (MCS11)	10.93	0.60	11.53	24.00	-12.47
	6345	79 (L)	AVG	996	67	510.4/600.5 (MCS11)	11.20	0.60	11.80	24.00	-12.20
	6345	79 (U)	AVG	996	67	510.4/600.5 (MCS11)	11.11	0.60	11.71	24.00	-12.29
	6505	111 (L)	AVG	996	67	510.4/600.5 (MCS11)	10.76	-0.20	10.56	24.00	-13.44
	6505	111 (U)	AVG	996	67	510.4/600.5 (MCS11)	10.70	-0.20	10.50	24.00	-13.50
	6665	143 (L)	AVG	996	67	510.4/600.5 (MCS11)	10.62	0.60	11.22	24.00	-12.78
	6665	143 (U)	AVG	996	67	510.4/600.5 (MCS11)	10.97	0.60	11.57	24.00	-12.43
	6825	175 (L)	AVG	996	67	510.4/600.5 (MCS11)	10.92	0.60	11.52	24.00	-12.48
	6825	175 (U)	AVG	996	67	510.4/600.5 (MCS11)	10.88	0.60	11.48	24.00	-12.52
	6985	207 (L)	AVG	996	67	510.4/600.5 (MCS11)	10.97	0.90	11.87	24.00	-12.13
	6985	207 (U)	AVG	996	67	510.4/600.5 (MCS11)	10.76	0.90	11.66	24.00	-12.34

Table 7-102. Antenna 3b 160MHz BW 802.11ax LPI Maximum Conducted Output Power and Max EIRP (Highest Power Among Partially Loaded RU's)

6GHz (20MHz Bandwidth)	Frequency [MHz]	Channel	Detector	RU Size	RU Index	Data Rate [Mbps]	Conducted Power [dBm]	Ant. Gain [dBi]	Max e.i.r.p. [dBm]	Max e.i.r.p. Limit [dBm]	e.i.r.p. Margin [dB]
	5955	1	AVG	242	61	121.9/143.4 (MCS11)	4.37	0.60	4.97	24.00	-19.03
	6175	45	AVG	242	61	121.9/143.4 (MCS11)	5.22	0.60	5.82	24.00	-18.18
	6415	93	AVG	242	61	121.9/143.4 (MCS11)	5.11	0.60	5.71	24.00	-18.29
	6435	97	AVG	242	61	121.9/143.4 (MCS11)	5.12	-0.20	4.92	24.00	-19.08
	6475	105	AVG	242	61	121.9/143.4 (MCS11)	4.99	-0.20	4.79	24.00	-19.21
	6515	113	AVG	242	61	121.9/143.4 (MCS11)	5.09	-0.20	4.89	24.00	-19.11
	6535	117	AVG	242	61	121.9/143.4 (MCS11)	4.63	0.60	5.23	24.00	-18.77
	6695	149	AVG	242	61	121.9/143.4 (MCS11)	4.65	0.60	5.25	24.00	-18.76
	6875	185	AVG	242	61	121.9/143.4 (MCS11)	4.64	0.60	5.24	24.00	-18.76
	6895	189	AVG	242	61	121.9/143.4 (MCS11)	4.75	0.90	5.65	24.00	-18.35
	6995	209	AVG	242	61	121.9/143.4 (MCS11)	4.80	0.90	5.70	24.00	-18.30
	7115	233	AVG	242	61	121.9/143.4 (MCS11)	4.83	0.90	5.73	24.00	-18.27

Table 7-103. Antenna 3b 20MHz BW 802.11ax LPI Maximum Conducted Output Power and Max EIRP (Fully-loaded RU)

FCC ID: BCGA2995		MEASUREMENT REPORT (CERTIFICATION)	Approved by: Technical Manager
Test Report S/N: 1C2405200018-25-R1.BCG	Test Dates: 5/20/2024 - 10/1/2024	EUT Type: Tablet Device	Page 135 of 693

6GHz (40MHz Bandwidth)	Frequency [MHz]	Channel	Detector	RU Size	RU Index	Data Rate [Mbps]	Conducted Power [dBm]	Ant. Gain [dBi]	Max e.i.r.p. [dBm]	Max e.i.r.p. Limit [dBm]	e.i.r.p. Margin [dB]
	5965	3	AVG	484	65	243.8/286.8 (MCS11)	7.39	0.60	7.99	24.00	-16.01
	6205	51	AVG	484	65	243.8/286.8 (MCS11)	8.14	0.60	8.74	24.00	-15.26
	6405	91	AVG	484	65	243.8/286.8 (MCS11)	8.10	0.60	8.70	24.00	-15.30
	6445	99	AVG	484	65	243.8/286.8 (MCS11)	7.95	-0.20	7.75	24.00	-16.25
	6485	107	AVG	484	65	243.8/286.8 (MCS11)	8.03	-0.20	7.83	24.00	-16.18
	6525	115	AVG	484	65	243.8/286.8 (MCS11)	7.63	0.60	8.23	24.00	-15.77
	6565	123	AVG	484	65	243.8/286.8 (MCS11)	7.63	0.60	8.23	24.00	-15.77
	6725	155	AVG	484	65	243.8/286.8 (MCS11)	7.90	0.60	8.50	24.00	-15.50
	6845	179	AVG	484	65	243.8/286.8 (MCS11)	7.62	0.60	8.22	24.00	-15.79
	6885	187	AVG	484	65	243.8/286.8 (MCS11)	7.67	0.90	8.57	24.00	-15.43
	6965	203	AVG	484	65	243.8/286.8 (MCS11)	7.98	0.90	8.88	24.00	-15.12
7085	227	AVG	484	65	243.8/286.8 (MCS11)	7.78	0.90	8.68	24.00	-15.32	


Table 7-104. Antenna 3b 40MHz BW 802.11ax LPI Maximum Conducted Output Power and Max EIRP (Fully-loaded RU)

6GHz (80MHz Bandwidth)	Frequency [MHz]	Channel	Detector	RU Size	RU Index	Data Rate [Mbps]	Conducted Power [dBm]	Ant. Gain [dBi]	Max e.i.r.p. [dBm]	Max e.i.r.p. Limit [dBm]	e.i.r.p. Margin [dB]
	5985	7	AVG	996	67	510.4/600.5 (MCS11)	10.50	0.60	11.10	24.00	-12.90
	6225	55	AVG	996	67	510.4/600.5 (MCS11)	10.89	0.60	11.49	24.00	-12.51
	6385	87	AVG	996	67	510.4/600.5 (MCS11)	11.33	0.60	11.93	24.00	-12.07
	6465	103	AVG	996	67	510.4/600.5 (MCS11)	10.84	-0.20	10.64	24.00	-13.36
	6545	119	AVG	996	67	510.4/600.5 (MCS11)	10.84	0.60	11.44	24.00	-12.57
	6705	151	AVG	996	67	510.4/600.5 (MCS11)	10.63	0.60	11.23	24.00	-12.78
	6865	183	AVG	996	67	510.4/600.5 (MCS11)	10.89	0.60	11.49	24.00	-12.51
	6945	199	AVG	996	67	510.4/600.5 (MCS11)	10.95	0.90	11.85	24.00	-12.16
	7025	215	AVG	996	67	510.4/600.5 (MCS11)	10.74	0.90	11.64	24.00	-12.36

Table 7-105. Antenna 3b 80MHz BW 802.11ax LPI Maximum Conducted Output Power and Max EIRP (Fully-loaded RU)

6GHz (160MHz Bandwidth)	Frequency [MHz]	Channel	Detector	RU Size	RU Index	Data Rate [Mbps]	Conducted Power [dBm]	Ant. Gain [dBi]	Max e.i.r.p. [dBm]	Max e.i.r.p. Limit [dBm]	e.i.r.p. Margin [dB]
	6025	15	AVG	996x2	68	1020.8/1201 (MCS11)	12.92	0.60	13.52	24.00	-10.48
	6185	47	AVG	996x2	68	1020.8/1201 (MCS11)	13.50	0.60	14.10	24.00	-9.90
	6345	79	AVG	996x2	68	1020.8/1201 (MCS11)	13.65	0.60	14.25	24.00	-9.75
	6505	111	AVG	996x2	68	1020.8/1201 (MCS11)	13.31	-0.20	13.11	24.00	-10.89
	6665	143	AVG	996x2	68	1020.8/1201 (MCS11)	13.33	0.60	13.93	24.00	-10.07
	6825	175	AVG	996x2	68	1020.8/1201 (MCS11)	13.16	0.60	13.76	24.00	-10.25
	6985	207	AVG	996x2	68	1020.8/1201 (MCS11)	13.26	0.90	14.16	24.00	-9.84


Table 7-106. Antenna 3b 160MHz BW 802.11ax LPI Maximum Conducted Output Power and Max EIRP (Fully-loaded RU)

FCC ID: BCGA2995		MEASUREMENT REPORT (CERTIFICATION)	Approved by: Technical Manager
Test Report S/N: 1C2405200018-25-R1.BCG	Test Dates: 5/20/2024 - 10/1/2024	EUT Type: Tablet Device	Page 136 of 693

### 7.3.8 Antenna 1b LPI Conducted Output Power Measurements


6GHz (20MHz Bandwidth)	Frequency [MHz]	Channel	Detector	RU Size	RU Index	Data Rate [Mbps]	Conducted Power [dBm]	Ant. Gain [dBi]	Max e.i.r.p. [dBm]	Max e.i.r.p. Limit [dBm]	e.i.r.p. Margin [dB]
	5955	1	AVG	26	0	12.5/14.7 (MCS11)	-4.59	0.80	-3.79	24.00	-27.79
			AVG	26	4	12.5/14.7 (MCS11)	-4.69	0.80	-3.89	24.00	-27.89
			AVG	26	8	12.5/14.7 (MCS11)	-4.65	0.80	-3.85	24.00	-27.85
	6175	45	AVG	26	0	12.5/14.7 (MCS11)	-3.83	0.80	-3.03	24.00	-27.03
			AVG	26	4	12.5/14.7 (MCS11)	-3.80	0.80	-3.00	24.00	-27.00
			AVG	26	8	12.5/14.7 (MCS11)	-3.90	0.80	-3.10	24.00	-27.10
	6415	93	AVG	26	0	12.5/14.7 (MCS11)	-3.97	0.80	-3.17	24.00	-27.17
			AVG	26	4	12.5/14.7 (MCS11)	-3.77	0.80	-2.97	24.00	-26.97
			AVG	26	8	12.5/14.7 (MCS11)	-3.81	0.80	-3.01	24.00	-27.01
	6435	97	AVG	26	0	12.5/14.7 (MCS11)	-4.20	1.50	-2.70	24.00	-26.70
			AVG	26	4	12.5/14.7 (MCS11)	-4.00	1.50	-2.50	24.00	-26.50
			AVG	26	8	12.5/14.7 (MCS11)	-4.12	1.50	-2.62	24.00	-26.62
	6475	105	AVG	26	0	12.5/14.7 (MCS11)	-3.90	1.50	-2.40	24.00	-26.40
			AVG	26	4	12.5/14.7 (MCS11)	-3.78	1.50	-2.28	24.00	-26.28
			AVG	26	8	12.5/14.7 (MCS11)	-4.13	1.50	-2.63	24.00	-26.63
6515	113	AVG	26	0	12.5/14.7 (MCS11)	-3.90	1.50	-2.40	24.00	-26.40	
		AVG	26	4	12.5/14.7 (MCS11)	-4.13	1.50	-2.63	24.00	-26.63	
		AVG	26	8	12.5/14.7 (MCS11)	-4.12	1.50	-2.62	24.00	-26.62	
6535	117	AVG	26	0	12.5/14.7 (MCS11)	-4.10	0.50	-3.60	24.00	-27.60	
		AVG	26	4	12.5/14.7 (MCS11)	-4.09	0.50	-3.59	24.00	-27.59	
		AVG	26	8	12.5/14.7 (MCS11)	-4.02	0.50	-3.52	24.00	-27.52	
6695	149	AVG	26	0	12.5/14.7 (MCS11)	-4.00	0.50	-3.50	24.00	-27.50	
		AVG	26	4	12.5/14.7 (MCS11)	-4.00	0.50	-3.50	24.00	-27.50	
		AVG	26	8	12.5/14.7 (MCS11)	-4.20	0.50	-3.70	24.00	-27.70	
6875	185	AVG	26	0	12.5/14.7 (MCS11)	-4.24	0.50	-3.74	24.00	-27.74	
		AVG	26	4	12.5/14.7 (MCS11)	-4.37	0.50	-3.87	24.00	-27.87	
		AVG	26	8	12.5/14.7 (MCS11)	-4.38	0.50	-3.88	24.00	-27.88	
6895	189	AVG	26	0	12.5/14.7 (MCS11)	-4.47	-0.40	-4.87	24.00	-28.87	
		AVG	26	4	12.5/14.7 (MCS11)	-4.17	-0.40	-4.57	24.00	-28.57	
		AVG	26	8	12.5/14.7 (MCS11)	-4.10	-0.40	-4.50	24.00	-28.50	
6995	209	AVG	26	0	12.5/14.7 (MCS11)	-4.20	-0.40	-4.60	24.00	-28.60	
		AVG	26	4	12.5/14.7 (MCS11)	-4.34	-0.40	-4.74	24.00	-28.74	
		AVG	26	8	12.5/14.7 (MCS11)	-4.16	-0.40	-4.56	24.00	-28.56	
7095	229	AVG	26	0	12.5/14.7 (MCS11)	-4.14	-0.40	-4.54	24.00	-28.54	
		AVG	26	4	12.5/14.7 (MCS11)	-4.41	-0.40	-4.81	24.00	-28.81	
		AVG	26	8	12.5/14.7 (MCS11)	-4.28	-0.40	-4.68	24.00	-28.68	

Table 7-107. Antenna 1b 20MHz BW 802.11ax LPI Maximum Conducted Output Power and Max EIRP (RU26)

FCC ID: BCGA2995		MEASUREMENT REPORT (CERTIFICATION)	Approved by: Technical Manager
Test Report S/N: 1C2405200018-25-R1.BCG	Test Dates: 5/20/2024 - 10/1/2024	EUT Type: Tablet Device	Page 137 of 693

6GHz (40MHz Bandwidth)	Frequency [MHz]	Channel	Detector	RU Size	RU Index	Data Rate [Mbps]	Conducted Power [dBm]	Ant. Gain [dBi]	Max e.i.r.p. [dBm]	Max e.i.r.p. Limit [dBm]	e.i.r.p. Margin [dB]
	5965	3	AVG	26	0	12.5/14.7 (MCS11)	-4.54	0.80	-3.74	24.00	-27.74
			AVG	26	8	12.5/14.7 (MCS11)	-4.54	0.80	-3.74	24.00	-27.74
			AVG	26	17	12.5/14.7 (MCS11)	-4.48	0.80	-3.68	24.00	-27.68
	6205	51	AVG	26	0	12.5/14.7 (MCS11)	-3.96	0.80	-3.16	24.00	-27.16
			AVG	26	8	12.5/14.7 (MCS11)	-3.91	0.80	-3.11	24.00	-27.11
			AVG	26	17	12.5/14.7 (MCS11)	-3.91	0.80	-3.11	24.00	-27.11
	6405	91	AVG	26	0	12.5/14.7 (MCS11)	-3.87	0.80	-3.07	24.00	-27.07
			AVG	26	8	12.5/14.7 (MCS11)	-3.85	0.80	-3.05	24.00	-27.05
			AVG	26	17	12.5/14.7 (MCS11)	-3.92	0.80	-3.12	24.00	-27.12
	6445	99	AVG	26	0	12.5/14.7 (MCS11)	-4.07	1.50	-2.57	24.00	-26.57
			AVG	26	8	12.5/14.7 (MCS11)	-4.16	1.50	-2.66	24.00	-26.66
			AVG	26	17	12.5/14.7 (MCS11)	-4.02	1.50	-2.52	24.00	-26.52
	6485	107	AVG	26	0	12.5/14.7 (MCS11)	-4.10	1.50	-2.60	24.00	-26.60
			AVG	26	8	12.5/14.7 (MCS11)	-3.77	1.50	-2.27	24.00	-26.27
			AVG	26	17	12.5/14.7 (MCS11)	-3.92	1.50	-2.42	24.00	-26.42
6525	115	AVG	26	0	12.5/14.7 (MCS11)	-4.04	0.50	-3.54	24.00	-27.54	
		AVG	26	8	12.5/14.7 (MCS11)	-4.32	0.50	-3.82	24.00	-27.82	
		AVG	26	17	12.5/14.7 (MCS11)	-4.16	0.50	-3.66	24.00	-27.66	
6565	123	AVG	26	0	12.5/14.7 (MCS11)	-4.30	0.50	-3.80	24.00	-27.80	
		AVG	26	8	12.5/14.7 (MCS11)	-4.17	0.50	-3.67	24.00	-27.67	
		AVG	26	17	12.5/14.7 (MCS11)	-4.06	0.50	-3.56	24.00	-27.56	
6725	155	AVG	26	0	12.5/14.7 (MCS11)	-4.05	0.50	-3.55	24.00	-27.55	
		AVG	26	8	12.5/14.7 (MCS11)	-4.30	0.50	-3.80	24.00	-27.80	
		AVG	26	17	12.5/14.7 (MCS11)	-4.27	0.50	-3.77	24.00	-27.77	
6845	179	AVG	26	0	12.5/14.7 (MCS11)	-4.14	0.50	-3.64	24.00	-27.64	
		AVG	26	8	12.5/14.7 (MCS11)	-4.48	0.50	-3.98	24.00	-27.98	
		AVG	26	17	12.5/14.7 (MCS11)	-4.31	0.50	-3.81	24.00	-27.81	
6885	187	AVG	26	0	12.5/14.7 (MCS11)	-4.46	-0.40	-4.86	24.00	-28.86	
		AVG	26	8	12.5/14.7 (MCS11)	-4.06	-0.40	-4.46	24.00	-28.46	
		AVG	26	17	12.5/14.7 (MCS11)	-4.31	-0.40	-4.71	24.00	-28.71	
6965	203	AVG	26	0	12.5/14.7 (MCS11)	-4.18	-0.40	-4.58	24.00	-28.58	
		AVG	26	8	12.5/14.7 (MCS11)	-4.43	-0.40	-4.83	24.00	-28.83	
		AVG	26	17	12.5/14.7 (MCS11)	-4.08	-0.40	-4.48	24.00	-28.48	
7085	227	AVG	26	0	12.5/14.7 (MCS11)	-4.50	-0.40	-4.90	24.00	-28.90	
		AVG	26	8	12.5/14.7 (MCS11)	-4.49	-0.40	-4.89	24.00	-28.89	
		AVG	26	17	12.5/14.7 (MCS11)	-4.41	-0.40	-4.81	24.00	-28.81	

Table 7-108. Antenna 1b 40MHz BW 802.11ax LPI Maximum Conducted Output Power and Max EIRP (RU26)


FCC ID: BCGA2995		MEASUREMENT REPORT (CERTIFICATION)	Approved by: Technical Manager
Test Report S/N: 1C2405200018-25-R1.BCG	Test Dates: 5/20/2024 - 10/1/2024	EUT Type: Tablet Device	Page 138 of 693

6GHz (80MHz Bandwidth)	Frequency [MHz]	Channel	Detector	RU Size	RU Index	Data Rate [Mbps]	Conducted Power [dBm]	Ant. Gain [dBi]	Max e.i.r.p. [dBm]	Max e.i.r.p. Limit [dBm]	e.i.r.p. Margin [dB]
	5985	7	AVG	26	0	12.5/14.7 (MCS11)	-4.57	0.80	-3.77	24.00	-27.77
			AVG	26	18	12.5/14.7 (MCS11)	-4.38	0.80	-3.58	24.00	-27.58
			AVG	26	36	12.5/14.7 (MCS11)	-4.52	0.80	-3.72	24.00	-27.72
	6225	55	AVG	26	0	12.5/14.7 (MCS11)	-4.09	0.80	-3.29	24.00	-27.29
			AVG	26	18	12.5/14.7 (MCS11)	-4.09	0.80	-3.29	24.00	-27.29
			AVG	26	36	12.5/14.7 (MCS11)	-3.94	0.80	-3.14	24.00	-27.14
	6385	87	AVG	26	0	12.5/14.7 (MCS11)	-3.98	0.80	-3.18	24.00	-27.18
			AVG	26	18	12.5/14.7 (MCS11)	-3.72	0.80	-2.92	24.00	-26.92
			AVG	26	36	12.5/14.7 (MCS11)	-3.83	0.80	-3.03	24.00	-27.03
	6465	103	AVG	26	0	12.5/14.7 (MCS11)	-3.96	1.50	-2.46	24.00	-26.46
			AVG	26	18	12.5/14.7 (MCS11)	-3.95	1.50	-2.45	24.00	-26.45
AVG			26	36	12.5/14.7 (MCS11)	-4.05	1.50	-2.55	24.00	-26.55	
6545	119	AVG	26	0	12.5/14.7 (MCS11)	-4.12	0.50	-3.62	24.00	-27.62	
		AVG	26	18	12.5/14.7 (MCS11)	-4.38	0.50	-3.88	24.00	-27.88	
		AVG	26	36	12.5/14.7 (MCS11)	-4.39	0.50	-3.89	24.00	-27.89	
6705	151	AVG	26	0	12.5/14.7 (MCS11)	-4.04	0.50	-3.54	24.00	-27.54	
		AVG	26	18	12.5/14.7 (MCS11)	-4.19	0.50	-3.69	24.00	-27.69	
		AVG	26	36	12.5/14.7 (MCS11)	-4.27	0.50	-3.77	24.00	-27.77	
6865	183	AVG	26	0	12.5/14.7 (MCS11)	-4.32	0.50	-3.82	24.00	-27.82	
		AVG	26	18	12.5/14.7 (MCS11)	-4.03	0.50	-3.53	24.00	-27.53	
		AVG	26	36	12.5/14.7 (MCS11)	-4.14	0.50	-3.64	24.00	-27.64	
6945	199	AVG	26	0	12.5/14.7 (MCS11)	-4.21	-0.40	-4.61	24.00	-28.61	
		AVG	26	18	12.5/14.7 (MCS11)	-4.34	-0.40	-4.74	24.00	-28.74	
		AVG	26	36	12.5/14.7 (MCS11)	-4.12	-0.40	-4.52	24.00	-28.52	
7025	215	AVG	26	0	12.5/14.7 (MCS11)	-4.23	-0.40	-4.63	24.00	-28.63	
		AVG	26	18	12.5/14.7 (MCS11)	-4.11	-0.40	-4.51	24.00	-28.51	
		AVG	26	36	12.5/14.7 (MCS11)	-4.45	-0.40	-4.85	24.00	-28.85	

Table 7-109. Antenna 1b 80MHz BW 802.11ax LPI Maximum Conducted Output Power and Max EIRP (RU26)

6GHz (160MHz Bandwidth)	Frequency [MHz]	Channel	Detector	RU Size	RU Index	Data Rate [Mbps]	Conducted Power [dBm]	Ant. Gain [dBi]	Max e.i.r.p. [dBm]	Max e.i.r.p. Limit [dBm]	e.i.r.p. Margin [dB]
	6025	15 (L)	AVG	26	0	12.5/14.7 (MCS11)	-4.43	0.80	-3.63	24.00	-27.63
	6025		AVG	26	36	12.5/14.7 (MCS11)	-4.46	0.80	-3.66	24.00	-27.66
	6025	15 (U)	AVG	26	36	12.5/14.7 (MCS11)	-4.62	0.80	-3.82	24.00	-27.82
	6185	47 (L)	AVG	26	0	12.5/14.7 (MCS11)	-4.08	0.80	-3.28	24.00	-27.28
	6185		AVG	26	36	12.5/14.7 (MCS11)	-3.90	0.80	-3.10	24.00	-27.10
	6185	47 (U)	AVG	26	36	12.5/14.7 (MCS11)	-4.00	0.80	-3.20	24.00	-27.20
	6345	79 (L)	AVG	26	0	12.5/14.7 (MCS11)	-3.57	0.80	-2.77	24.00	-26.77
	6345		AVG	26	36	12.5/14.7 (MCS11)	-3.74	0.80	-2.94	24.00	-26.94
	6345	79 (U)	AVG	26	36	12.5/14.7 (MCS11)	-3.86	0.80	-3.06	24.00	-27.06
	6505	111 (L)	AVG	26	0	12.5/14.7 (MCS11)	-4.41	1.50	-2.91	24.00	-26.91
	6505		AVG	26	36	12.5/14.7 (MCS11)	-4.27	1.50	-2.77	24.00	-26.77
	6505	111 (U)	AVG	26	36	12.5/14.7 (MCS11)	-4.19	1.50	-2.69	24.00	-26.69
	6665	143 (L)	AVG	26	0	12.5/14.7 (MCS11)	-4.06	0.50	-3.56	24.00	-27.56
	6665		AVG	26	36	12.5/14.7 (MCS11)	-4.44	0.50	-3.94	24.00	-27.94
	6665	143 (U)	AVG	26	36	12.5/14.7 (MCS11)	-4.28	0.50	-3.78	24.00	-27.78
	6825	175 (L)	AVG	26	0	12.5/14.7 (MCS11)	-4.15	0.50	-3.65	24.00	-27.65
	6825		AVG	26	36	12.5/14.7 (MCS11)	-4.39	0.50	-3.89	24.00	-27.89
	6825	175 (U)	AVG	26	36	12.5/14.7 (MCS11)	-4.20	0.50	-3.70	24.00	-27.70
	6985	207 (L)	AVG	26	0	12.5/14.7 (MCS11)	-4.08	-0.40	-4.48	24.00	-28.48
6985	AVG		26	36	12.5/14.7 (MCS11)	-4.01	-0.40	-4.41	24.00	-28.41	
6985	207 (U)	AVG	26	36	12.5/14.7 (MCS11)	-4.33	-0.40	-4.73	24.00	-28.73	

Table 7-110. Antenna 1b 160MHz BW 802.11ax LPI Maximum Conducted Output Power and Max EIRP (RU26)


FCC ID: BCGA2995		MEASUREMENT REPORT (CERTIFICATION)	Approved by: Technical Manager
Test Report S/N: 1C2405200018-25-R1.BCG	Test Dates: 5/20/2024 - 10/1/2024	EUT Type: Tablet Device	Page 139 of 693

6GHz (20MHz Bandwidth)	Frequency [MHz]	Channel	Detector	RU Size	RU Index	Data Rate [Mbps]	Conducted Power [dBm]	Ant. Gain [dBi]	Max e.i.r.p. [dBm]	Max e.i.r.p. Limit [dBm]	e.i.r.p. Margin [dB]
	5955	1	AVG	106	53	53.1/62.5 (MCS11)	1.40	0.80	2.20	24.00	-21.80
			AVG	106	54	53.1/62.5 (MCS11)	1.67	0.80	2.47	24.00	-21.53
	6175	45	AVG	106	53	53.1/62.5 (MCS11)	1.97	0.80	2.77	24.00	-21.23
			AVG	106	54	53.1/62.5 (MCS11)	1.86	0.80	2.66	24.00	-21.34
	6415	93	AVG	106	53	53.1/62.5 (MCS11)	2.44	0.80	3.24	24.00	-20.76
			AVG	106	54	53.1/62.5 (MCS11)	2.11	0.80	2.91	24.00	-21.09
	6435	97	AVG	106	53	53.1/62.5 (MCS11)	1.89	1.50	3.39	24.00	-20.61
			AVG	106	54	53.1/62.5 (MCS11)	2.00	1.50	3.50	24.00	-20.50
	6475	105	AVG	106	53	53.1/62.5 (MCS11)	2.19	1.50	3.69	24.00	-20.31
			AVG	106	54	53.1/62.5 (MCS11)	2.05	1.50	3.55	24.00	-20.45
	6515	113	AVG	106	53	53.1/62.5 (MCS11)	2.19	1.50	3.69	24.00	-20.31
			AVG	106	54	53.1/62.5 (MCS11)	1.91	1.50	3.41	24.00	-20.59
	6535	117	AVG	106	53	53.1/62.5 (MCS11)	1.82	0.50	2.32	24.00	-21.68
			AVG	106	54	53.1/62.5 (MCS11)	1.79	0.50	2.29	24.00	-21.72
	6695	149	AVG	106	53	53.1/62.5 (MCS11)	1.99	0.50	2.49	24.00	-21.51
AVG			106	54	53.1/62.5 (MCS11)	1.69	0.50	2.19	24.00	-21.81	
6875	185	AVG	106	53	53.1/62.5 (MCS11)	1.79	0.50	2.29	24.00	-21.71	
		AVG	106	54	53.1/62.5 (MCS11)	1.70	0.50	2.20	24.00	-21.80	
6895	189	AVG	106	53	53.1/62.5 (MCS11)	1.86	-0.40	1.46	24.00	-22.54	
		AVG	106	54	53.1/62.5 (MCS11)	1.89	-0.40	1.49	24.00	-22.52	
6995	209	AVG	106	53	53.1/62.5 (MCS11)	1.77	-0.40	1.37	24.00	-22.63	
		AVG	106	54	53.1/62.5 (MCS11)	1.62	-0.40	1.22	24.00	-22.78	
7095	229	AVG	106	53	53.1/62.5 (MCS11)	1.79	-0.40	1.39	24.00	-22.61	
		AVG	106	54	53.1/62.5 (MCS11)	1.66	-0.40	1.26	24.00	-22.74	

Table 7-111. Antenna 1b 20MHz BW 802.11ax LPI Maximum Conducted Output Power and Max EIRP (Highest Power Among Partially Loaded RU's)

6GHz (40MHz Bandwidth)	Frequency [MHz]	Channel	Detector	RU Size	RU Index	Data Rate [Mbps]	Conducted Power [dBm]	Ant. Gain [dBi]	Max e.i.r.p. [dBm]	Max e.i.r.p. Limit [dBm]	e.i.r.p. Margin [dB]
	5965	3	AVG	242	61	121.9/143.4 (MCS11)	4.60	0.80	5.40	24.00	-18.60
			AVG	242	62	121.9/143.4 (MCS11)	4.34	0.80	5.14	24.00	-18.86
	6205	51	AVG	242	61	121.9/143.4 (MCS11)	5.00	0.80	5.80	24.00	-18.20
			AVG	242	62	121.9/143.4 (MCS11)	4.92	0.80	5.72	24.00	-18.28
	6405	91	AVG	242	61	121.9/143.4 (MCS11)	5.10	0.80	5.90	24.00	-18.10
			AVG	242	62	121.9/143.4 (MCS11)	5.19	0.80	5.99	24.00	-18.02
	6445	99	AVG	242	61	121.9/143.4 (MCS11)	4.94	1.50	6.44	24.00	-17.56
			AVG	242	62	121.9/143.4 (MCS11)	4.97	1.50	6.47	24.00	-17.53
	6485	107	AVG	242	61	121.9/143.4 (MCS11)	5.22	1.50	6.72	24.00	-17.28
			AVG	242	62	121.9/143.4 (MCS11)	5.20	1.50	6.70	24.00	-17.30
	6525	115	AVG	242	61	121.9/143.4 (MCS11)	5.00	0.50	5.50	24.00	-18.50
			AVG	242	62	121.9/143.4 (MCS11)	4.90	0.50	5.40	24.00	-18.60
	6565	123	AVG	242	61	121.9/143.4 (MCS11)	4.87	0.50	5.37	24.00	-18.63
			AVG	242	62	121.9/143.4 (MCS11)	4.70	0.50	5.20	24.00	-18.80
	6725	155	AVG	242	61	121.9/143.4 (MCS11)	4.89	0.50	5.39	24.00	-18.61
AVG			242	62	121.9/143.4 (MCS11)	4.84	0.50	5.34	24.00	-18.66	
6845	179	AVG	242	61	121.9/143.4 (MCS11)	4.78	-0.40	4.38	24.00	-19.62	
		AVG	242	62	121.9/143.4 (MCS11)	4.87	-0.40	4.47	24.00	-19.54	
6885	187	AVG	242	61	121.9/143.4 (MCS11)	4.63	-0.40	4.23	24.00	-19.77	
		AVG	242	62	121.9/143.4 (MCS11)	4.69	-0.40	4.29	24.00	-19.71	
6965	203	AVG	242	61	121.9/143.4 (MCS11)	4.61	-0.40	4.21	24.00	-19.79	
		AVG	242	62	121.9/143.4 (MCS11)	4.78	-0.40	4.38	24.00	-19.62	
7085	227	AVG	242	61	121.9/143.4 (MCS11)	4.84	-0.40	4.44	24.00	-19.56	
		AVG	242	62	121.9/143.4 (MCS11)	4.81	-0.40	4.41	24.00	-19.60	

Table 7-112. Antenna 1b 40MHz BW 802.11ax LPI Maximum Conducted Output Power and Max EIRP (Highest Power Among Partially Loaded RU's)

FCC ID: BCGA2995			MEASUREMENT REPORT (CERTIFICATION)	Approved by: Technical Manager
Test Report S/N: 1C2405200018-25-R1.BCG	Test Dates: 5/20/2024 - 10/1/2024	EUT Type: Tablet Device	Page 140 of 693	

6GHz (80MHz Bandwidth)	Frequency [MHz]	Channel	Detector	RU Size	RU Index	Data Rate [Mbps]	Conducted Power [dBm]	Ant. Gain [dBi]	Max e.i.r.p. [dBm]	Max e.i.r.p. Limit [dBm]	e.i.r.p. Margin [dB]
	5985	7	AVG	484	65	243.8/286.8 (MCS11)	7.61	0.80	8.41	24.00	-15.59
			AVG	484	66	243.8/286.8 (MCS11)	7.72	0.80	8.52	24.00	-15.48
	6225	55	AVG	484	65	243.8/286.8 (MCS11)	8.10	0.80	8.90	24.00	-15.11
			AVG	484	66	243.8/286.8 (MCS11)	8.04	0.80	8.84	24.00	-15.17
	6385	87	AVG	484	65	243.8/286.8 (MCS11)	8.38	0.80	9.18	24.00	-14.82
			AVG	484	66	243.8/286.8 (MCS11)	8.42	0.80	9.22	24.00	-14.78
	6465	103	AVG	484	65	243.8/286.8 (MCS11)	7.99	1.50	9.49	24.00	-14.51
			AVG	484	66	243.8/286.8 (MCS11)	8.08	1.50	9.58	24.00	-14.42
	6545	119	AVG	484	65	243.8/286.8 (MCS11)	7.85	0.50	8.35	24.00	-15.65
			AVG	484	66	243.8/286.8 (MCS11)	7.77	0.50	8.27	24.00	-15.74
	6705	151	AVG	484	65	243.8/286.8 (MCS11)	7.86	0.50	8.36	24.00	-15.64
AVG			484	66	243.8/286.8 (MCS11)	7.65	0.50	8.15	24.00	-15.85	
6865	183	AVG	484	65	243.8/286.8 (MCS11)	7.70	0.50	8.20	24.00	-15.81	
		AVG	484	66	243.8/286.8 (MCS11)	7.76	0.50	8.26	24.00	-15.75	
6945	199	AVG	484	65	243.8/286.8 (MCS11)	7.75	-0.40	7.35	24.00	-16.65	
		AVG	484	66	243.8/286.8 (MCS11)	7.60	-0.40	7.20	24.00	-16.80	
7025	215	AVG	484	65	243.8/286.8 (MCS11)	7.88	-0.40	7.48	24.00	-16.52	
		AVG	484	66	243.8/286.8 (MCS11)	7.96	-0.40	7.56	24.00	-16.44	


Table 7-113. Antenna 1b 80MHz BW 802.11ax LPI Maximum Conducted Output Power and Max EIRP (Highest Power Among Partially Loaded RU's)

6GHz (160MHz Bandwidth)	Frequency [MHz]	Channel	Detector	RU Size	RU Index	Data Rate [Mbps]	Conducted Power [dBm]	Ant. Gain [dBi]	Max e.i.r.p. [dBm]	Max e.i.r.p. Limit [dBm]	e.i.r.p. Margin [dB]
	6025	15 (L)	AVG	996	67	510.4/600.5 (MCS11)	10.70	0.80	11.50	24.00	-12.50
	6025	15 (U)	AVG	996	67	510.4/600.5 (MCS11)	10.65	0.80	11.45	24.00	-12.55
	6185	47 (L)	AVG	996	67	510.4/600.5 (MCS11)	11.11	0.80	11.91	24.00	-12.09
	6185	47 (U)	AVG	996	67	510.4/600.5 (MCS11)	11.10	0.80	11.90	24.00	-12.10
	6345	79 (L)	AVG	996	67	510.4/600.5 (MCS11)	11.12	0.80	11.92	24.00	-12.08
	6345	79 (U)	AVG	996	67	510.4/600.5 (MCS11)	11.17	0.80	11.97	24.00	-12.03
	6505	111 (L)	AVG	996	67	510.4/600.5 (MCS11)	10.96	1.50	12.46	24.00	-11.55
	6505	111 (U)	AVG	996	67	510.4/600.5 (MCS11)	10.61	1.50	12.11	24.00	-11.90
	6665	143 (L)	AVG	996	67	510.4/600.5 (MCS11)	10.94	0.50	11.44	24.00	-12.57
	6665	143 (U)	AVG	996	67	510.4/600.5 (MCS11)	10.91	0.50	11.41	24.00	-12.59
	6825	175 (L)	AVG	996	67	510.4/600.5 (MCS11)	10.78	0.50	11.28	24.00	-12.72
	6825	175 (U)	AVG	996	67	510.4/600.5 (MCS11)	10.92	0.50	11.42	24.00	-12.59
	6985	207 (L)	AVG	996	67	510.4/600.5 (MCS11)	10.77	-0.40	10.37	24.00	-13.63
	6985	207 (U)	AVG	996	67	510.4/600.5 (MCS11)	10.65	-0.40	10.25	24.00	-13.75

Table 7-114. Antenna 1b 160MHz BW 802.11ax LPI Maximum Conducted Output Power and Max EIRP (Highest Power Among Partially Loaded RU's)

6GHz (20MHz Bandwidth)	Frequency [MHz]	Channel	Detector	RU Size	RU Index	Data Rate [Mbps]	Conducted Power [dBm]	Ant. Gain [dBi]	Max e.i.r.p. [dBm]	Max e.i.r.p. Limit [dBm]	e.i.r.p. Margin [dB]
	5955	1	AVG	242	61	121.9/143.4 (MCS11)	4.50	0.80	5.30	24.00	-18.70
	6175	45	AVG	242	61	121.9/143.4 (MCS11)	5.06	0.80	5.86	24.00	-18.14
	6415	93	AVG	242	61	121.9/143.4 (MCS11)	5.40	0.80	6.20	24.00	-17.80
	6435	97	AVG	242	61	121.9/143.4 (MCS11)	4.86	1.50	6.36	24.00	-17.64
	6475	105	AVG	242	61	121.9/143.4 (MCS11)	5.11	1.50	6.61	24.00	-17.39
	6515	113	AVG	242	61	121.9/143.4 (MCS11)	4.99	1.50	6.49	24.00	-17.51
	6535	117	AVG	242	61	121.9/143.4 (MCS11)	4.85	0.50	5.35	24.00	-18.65
	6695	149	AVG	242	61	121.9/143.4 (MCS11)	4.88	0.50	5.38	24.00	-18.62
	6875	185	AVG	242	61	121.9/143.4 (MCS11)	4.78	0.50	5.28	24.00	-18.72
	6895	189	AVG	242	61	121.9/143.4 (MCS11)	4.74	-0.40	4.34	24.00	-19.66
	6995	209	AVG	242	61	121.9/143.4 (MCS11)	4.83	-0.40	4.43	24.00	-19.57
	7095	229	AVG	242	61	121.9/143.4 (MCS11)	4.89	-0.40	4.49	24.00	-19.52

Table 7-115. Antenna 1b 20MHz BW 802.11ax LPI Maximum Conducted Output Power and Max EIRP (Fully-loaded RU)

FCC ID: BCGA2995		MEASUREMENT REPORT (CERTIFICATION)	Approved by: Technical Manager
Test Report S/N: 1C2405200018-25-R1.BCG	Test Dates: 5/20/2024 - 10/1/2024	EUT Type: Tablet Device	Page 141 of 693



6GHz (40MHz Bandwidth)	Frequency [MHz]	Channel	Detector	RU Size	RU Index	Data Rate [Mbps]	Conducted Power [dBm]	Ant. Gain [dBi]	Max e.i.r.p. [dBm]	Max e.i.r.p. Limit [dBm]	e.i.r.p. Margin [dB]
	5965	3	AVG	484	65	243.8/286.8 (MCS11)	7.71	0.80	8.51	24.00	-15.49
	6205	51	AVG	484	65	243.8/286.8 (MCS11)	8.00	0.80	8.80	24.00	-15.20
	6405	91	AVG	484	65	243.8/286.8 (MCS11)	8.45	0.80	9.25	24.00	-14.75
	6445	99	AVG	484	65	243.8/286.8 (MCS11)	7.91	1.50	9.41	24.00	-14.59
	6485	107	AVG	484	65	243.8/286.8 (MCS11)	8.13	1.50	9.63	24.00	-14.37
	6525	115	AVG	484	65	243.8/286.8 (MCS11)	7.80	1.51	9.31	24.00	-14.69
	6565	123	AVG	484	65	243.8/286.8 (MCS11)	7.92	0.50	8.42	24.00	-15.58
	6725	155	AVG	484	65	243.8/286.8 (MCS11)	7.76	0.50	8.26	24.00	-15.74
	6845	179	AVG	484	65	243.8/286.8 (MCS11)	7.63	0.50	8.13	24.00	-15.87
	6885	187	AVG	484	65	243.8/286.8 (MCS11)	7.80	-0.40	7.40	24.00	-16.60
6965	203	AVG	484	65	243.8/286.8 (MCS11)	7.75	-0.40	7.35	24.00	-16.65	
7085	227	AVG	484	65	243.8/286.8 (MCS11)	7.54	-0.40	7.14	24.00	-16.86	


Table 7-116. Antenna 1b 40MHz BW 802.11ax LPI Maximum Conducted Output Power and Max EIRP (Fully-loaded RU)

6GHz (80MHz Bandwidth)	Frequency [MHz]	Channel	Detector	RU Size	RU Index	Data Rate [Mbps]	Conducted Power [dBm]	Ant. Gain [dBi]	Max e.i.r.p. [dBm]	Max e.i.r.p. Limit [dBm]	e.i.r.p. Margin [dB]
	5985	7	AVG	996	67	510.4/600.5 (MCS11)	10.70	0.80	11.50	24.00	-12.50
	6225	55	AVG	996	67	510.4/600.5 (MCS11)	10.91	0.80	11.71	24.00	-12.29
	6385	87	AVG	996	67	510.4/600.5 (MCS11)	11.07	0.80	11.87	24.00	-12.13
	6465	103	AVG	996	67	510.4/600.5 (MCS11)	10.90	1.50	12.40	24.00	-11.60
	6545	119	AVG	996	67	510.4/600.5 (MCS11)	10.82	0.50	11.32	24.00	-12.68
	6705	151	AVG	996	67	510.4/600.5 (MCS11)	10.71	0.50	11.21	24.00	-12.79
	6865	183	AVG	996	67	510.4/600.5 (MCS11)	10.85	0.50	11.35	24.00	-12.66
	6945	199	AVG	996	67	510.4/600.5 (MCS11)	10.72	-0.40	10.32	24.00	-13.68
	7025	215	AVG	996	67	510.4/600.5 (MCS11)	10.81	-0.40	10.41	24.00	-13.59

Table 7-117. Antenna 1b 80MHz BW 802.11ax LPI Maximum Conducted Output Power and Max EIRP (Fully-loaded RU)

6GHz (160MHz Bandwidth)	Frequency [MHz]	Channel	Detector	RU Size	RU Index	Data Rate [Mbps]	Conducted Power [dBm]	Ant. Gain [dBi]	Max e.i.r.p. [dBm]	Max e.i.r.p. Limit [dBm]	e.i.r.p. Margin [dB]
	6025	15	AVG	996x2	68	1020.8/1201 (MCS11)	12.94	0.80	13.74	24.00	-10.27
	6185	47	AVG	996x2	68	1020.8/1201 (MCS11)	13.55	0.80	14.35	24.00	-9.65
	6345	79	AVG	996x2	68	1020.8/1201 (MCS11)	14.00	0.80	14.80	24.00	-9.20
	6505	111	AVG	996x2	68	1020.8/1201 (MCS11)	13.20	1.50	14.70	24.00	-9.30
	6665	143	AVG	996x2	68	1020.8/1201 (MCS11)	13.46	0.50	13.96	24.00	-10.04
	6825	175	AVG	996x2	68	1020.8/1201 (MCS11)	13.28	0.50	13.78	24.00	-10.22
	6985	207	AVG	996x2	68	1020.8/1201 (MCS11)	13.17	-0.40	12.77	24.00	-11.23


Table 7-118. Antenna 1b 160MHz BW 802.11ax LPI Maximum Conducted Output Power and Max EIRP (Fully-loaded RU)

FCC ID: BCGA2995		MEASUREMENT REPORT (CERTIFICATION)	Approved by: Technical Manager
Test Report S/N: 1C2405200018-25-R1.BCG	Test Dates: 5/20/2024 - 10/1/2024	EUT Type: Tablet Device	Page 142 of 693

### 7.3.9 SDM Primary LPI Conducted Output Power Measurements

6GHz (20MHz Bandwidth)	Frequency [MHz]	Channel	Mode	Detector	RU Size	RU Index	Data Rate [Mbps]	Conducted Powers [dBm]			Ant. Gain [dBi]	Max e.i.r.p. [dBm]	Max e.i.r.p. Limit [dBm]	e.i.r.p. Margin [dB]
								Antenna 5T	Antenna 3b	Summed				
5955	1	SDM	AVG	26	0	25/29.4 (MCS11)	-6.22	-6.38	-3.29	2.42	-0.87	24.00	-24.87	
		SDM	AVG	26	4	25/29.4 (MCS11)	-6.30	-6.24	-3.26	2.42	-0.84	24.00	-24.84	
		SDM	AVG	26	8	25/29.4 (MCS11)	-6.13	-6.03	-3.07	2.42	-0.65	24.00	-24.65	
6175	45	SDM	AVG	26	0	25/29.4 (MCS11)	-5.71	-5.55	-2.62	2.42	-0.20	24.00	-24.20	
		SDM	AVG	26	4	25/29.4 (MCS11)	-5.55	-5.66	-2.59	2.42	-0.17	24.00	-24.17	
		SDM	AVG	26	8	25/29.4 (MCS11)	-5.64	-5.78	-2.70	2.42	-0.28	24.00	-24.28	
6415	93	SDM	AVG	26	0	25/29.4 (MCS11)	-6.01	-6.09	-3.04	2.42	-0.62	24.00	-24.62	
		SDM	AVG	26	4	25/29.4 (MCS11)	-5.83	-6.03	-2.92	2.42	-0.50	24.00	-24.50	
		SDM	AVG	26	8	25/29.4 (MCS11)	-5.92	-6.11	-3.01	2.42	-0.59	24.00	-24.59	
6435	97	SDM	AVG	26	0	25/29.4 (MCS11)	-6.37	-6.18	-3.27	1.76	-1.51	24.00	-25.51	
		SDM	AVG	26	4	25/29.4 (MCS11)	-6.26	-6.06	-3.15	1.76	-1.39	24.00	-25.39	
		SDM	AVG	26	8	25/29.4 (MCS11)	-6.31	-6.37	-3.33	1.76	-1.57	24.00	-25.57	
6475	105	SDM	AVG	26	0	25/29.4 (MCS11)	-6.36	-6.15	-3.24	1.76	-1.48	24.00	-25.48	
		SDM	AVG	26	4	25/29.4 (MCS11)	-6.01	-6.06	-3.02	1.76	-1.26	24.00	-25.26	
		SDM	AVG	26	8	25/29.4 (MCS11)	-6.03	-6.17	-3.09	1.76	-1.33	24.00	-25.33	
6515	113	SDM	AVG	26	0	25/29.4 (MCS11)	-6.00	-6.16	-3.07	1.76	-1.31	24.00	-25.31	
		SDM	AVG	26	4	25/29.4 (MCS11)	-6.05	-6.12	-3.07	1.76	-1.31	24.00	-25.31	
		SDM	AVG	26	8	25/29.4 (MCS11)	-6.25	-6.55	-3.39	1.76	-1.63	24.00	-25.63	
6535	117	SDM	AVG	26	0	25/29.4 (MCS11)	-6.24	-6.17	-3.19	2.29	-0.90	24.00	-24.90	
		SDM	AVG	26	4	25/29.4 (MCS11)	-6.04	-6.07	-3.04	2.29	-0.75	24.00	-24.75	
		SDM	AVG	26	8	25/29.4 (MCS11)	-6.08	-6.16	-3.11	2.29	-0.82	24.00	-24.82	
6695	149	SDM	AVG	26	0	25/29.4 (MCS11)	-6.22	-6.19	-3.20	2.29	-0.91	24.00	-24.91	
		SDM	AVG	26	4	25/29.4 (MCS11)	-6.15	-6.31	-3.22	2.29	-0.93	24.00	-24.93	
		SDM	AVG	26	8	25/29.4 (MCS11)	-6.39	-6.25	-3.31	2.29	-1.02	24.00	-25.02	
6875	185	SDM	AVG	26	0	25/29.4 (MCS11)	-6.18	-6.39	-3.27	2.29	-0.98	24.00	-24.98	
		SDM	AVG	26	4	25/29.4 (MCS11)	-6.00	-6.16	-3.07	2.29	-0.78	24.00	-24.78	
		SDM	AVG	26	8	25/29.4 (MCS11)	-6.10	-6.08	-3.08	2.29	-0.79	24.00	-24.79	
6895	189	SDM	AVG	26	0	25/29.4 (MCS11)	-6.26	-6.05	-3.14	2.26	-0.88	24.00	-24.88	
		SDM	AVG	26	4	25/29.4 (MCS11)	-6.19	-6.30	-3.24	2.26	-0.98	24.00	-24.98	
		SDM	AVG	26	8	25/29.4 (MCS11)	-6.43	-6.18	-3.29	2.26	-1.03	24.00	-25.03	
6995	209	SDM	AVG	26	0	25/29.4 (MCS11)	-6.26	-6.28	-3.26	2.26	-1.00	24.00	-25.00	
		SDM	AVG	26	4	25/29.4 (MCS11)	-6.25	-6.37	-3.30	2.26	-1.04	24.00	-25.04	
		SDM	AVG	26	8	25/29.4 (MCS11)	-6.32	-6.19	-3.25	2.26	-0.99	24.00	-24.99	
7095	229	SDM	AVG	26	0	25/29.4 (MCS11)	-6.05	-6.12	-3.07	2.26	-0.81	24.00	-24.81	
		SDM	AVG	26	4	25/29.4 (MCS11)	-6.16	-6.39	-3.26	2.26	-1.00	24.00	-25.00	
		SDM	AVG	26	8	25/29.4 (MCS11)	-6.36	-6.29	-3.31	2.26	-1.05	24.00	-25.05	

Table 7-119. SDM Primary 20MHz BW 802.11ax LPI Maximum Conducted Output Power and Max EIRP (RU26)


FCC ID: BCGA2995		MEASUREMENT REPORT (CERTIFICATION)	Approved by: Technical Manager
Test Report S/N: 1C2405200018-25-R1.BCG	Test Dates: 5/20/2024 - 10/1/2024	EUT Type: Tablet Device	Page 143 of 693

6GHz (40MHz Bandwidth)	Frequency [MHz]	Channel	Mode	Detector	RU Size	RU Index	Data Rate [Mbps]	Conducted Powers [dBm]			Ant. Gain [dBi]	Max e.i.r.p. [dBm]	Max e.i.r.p. Limit [dBm]	e.i.r.p. Margin [dB]
								Antenna 5T	Antenna 3b	Summed				
								5965	3	SDM				
		SDM	AVG	26	8	25/29.4 (MCS11)	-6.04	-6.24	-3.13	2.42	-0.71	24.00	-24.71	
		SDM	AVG	26	17	25/29.4 (MCS11)	-6.24	-6.18	-3.19	2.42	-0.77	24.00	-24.77	
6205	51	SDM	AVG	26	0	25/29.4 (MCS11)	-5.64	-5.90	-2.76	2.42	-0.34	24.00	-24.34	
		SDM	AVG	26	8	25/29.4 (MCS11)	-5.73	-5.74	-2.73	2.42	-0.31	24.00	-24.31	
		SDM	AVG	26	17	25/29.4 (MCS11)	-5.62	-5.68	-2.64	2.42	-0.22	24.00	-24.22	
6405	91	SDM	AVG	26	0	25/29.4 (MCS11)	-5.94	-5.84	-2.88	2.42	-0.46	24.00	-24.46	
		SDM	AVG	26	8	25/29.4 (MCS11)	-5.95	-6.12	-3.03	2.42	-0.61	24.00	-24.61	
		SDM	AVG	26	17	25/29.4 (MCS11)	-5.89	-6.31	-3.09	2.42	-0.67	24.00	-24.67	
6445	99	SDM	AVG	26	0	25/29.4 (MCS11)	-6.33	-6.06	-3.18	1.76	-1.42	24.00	-25.42	
		SDM	AVG	26	8	25/29.4 (MCS11)	-6.07	-6.25	-3.15	1.76	-1.39	24.00	-25.39	
		SDM	AVG	26	17	25/29.4 (MCS11)	-6.33	-6.17	-3.24	1.76	-1.48	24.00	-25.48	
6485	107	SDM	AVG	26	0	25/29.4 (MCS11)	-6.25	-6.10	-3.16	1.76	-1.40	24.00	-25.40	
		SDM	AVG	26	8	25/29.4 (MCS11)	-6.38	-6.24	-3.30	1.76	-1.54	24.00	-25.54	
		SDM	AVG	26	17	25/29.4 (MCS11)	-6.36	-6.13	-3.23	1.76	-1.47	24.00	-25.47	
6525	115	SDM	AVG	26	0	25/29.4 (MCS11)	-6.03	-6.09	-3.05	2.29	-0.76	24.00	-24.76	
		SDM	AVG	26	8	25/29.4 (MCS11)	-6.24	-6.26	-3.24	2.29	-0.95	24.00	-24.95	
		SDM	AVG	26	17	25/29.4 (MCS11)	-6.31	-6.06	-3.17	2.29	-0.88	24.00	-24.88	
6565	123	SDM	AVG	26	0	25/29.4 (MCS11)	-6.40	-6.15	-3.26	2.29	-0.97	24.00	-24.97	
		SDM	AVG	26	8	25/29.4 (MCS11)	-6.07	-6.03	-3.04	2.29	-0.75	24.00	-24.75	
		SDM	AVG	26	17	25/29.4 (MCS11)	-6.03	-6.40	-3.20	2.29	-0.91	24.00	-24.91	
6725	155	SDM	AVG	26	0	25/29.4 (MCS11)	-6.33	-6.08	-3.19	2.29	-0.90	24.00	-24.90	
		SDM	AVG	26	8	25/29.4 (MCS11)	-6.12	-6.20	-3.15	2.29	-0.86	24.00	-24.86	
		SDM	AVG	26	17	25/29.4 (MCS11)	-6.35	-6.40	-3.36	2.29	-1.07	24.00	-25.07	
6845	179	SDM	AVG	26	0	25/29.4 (MCS11)	-6.23	-6.37	-3.29	2.29	-1.00	24.00	-25.00	
		SDM	AVG	26	8	25/29.4 (MCS11)	-6.01	-6.26	-3.12	2.29	-0.83	24.00	-24.83	
		SDM	AVG	26	17	25/29.4 (MCS11)	-6.47	-6.37	-3.41	2.29	-1.12	24.00	-25.12	
6885	187	SDM	AVG	26	0	25/29.4 (MCS11)	-6.23	-6.31	-3.26	2.26	-1.00	24.00	-25.00	
		SDM	AVG	26	8	25/29.4 (MCS11)	-6.40	-6.29	-3.33	2.26	-1.07	24.00	-25.07	
		SDM	AVG	26	17	25/29.4 (MCS11)	-6.28	-6.30	-3.28	2.26	-1.02	24.00	-25.02	
6965	203	SDM	AVG	26	0	25/29.4 (MCS11)	-6.21	-6.15	-3.17	2.26	-0.91	24.00	-24.91	
		SDM	AVG	26	8	25/29.4 (MCS11)	-6.02	-6.25	-3.12	2.26	-0.86	24.00	-24.86	
		SDM	AVG	26	17	25/29.4 (MCS11)	-6.08	-6.00	-3.03	2.26	-0.77	24.00	-24.77	
7085	227	SDM	AVG	26	0	25/29.4 (MCS11)	-6.05	-6.06	-3.04	2.26	-0.78	24.00	-24.78	
		SDM	AVG	26	8	25/29.4 (MCS11)	-6.04	-6.12	-3.07	2.26	-0.81	24.00	-24.81	
		SDM	AVG	26	17	25/29.4 (MCS11)	-6.20	-6.27	-3.22	2.26	-0.96	24.00	-24.96	

Table 7-120. SDM Primary 40MHz BW 802.11ax LPI Maximum Conducted Output Power and Max EIRP (RU26)

6GHz (80MHz Bandwidth)	Frequency [MHz]	Channel	Mode	Detector	RU Size	RU Index	Data Rate [Mbps]	Conducted Powers [dBm]			Ant. Gain [dBi]	Max e.i.r.p. [dBm]	Max e.i.r.p. Limit [dBm]	e.i.r.p. Margin [dB]
								Antenna 5T	Antenna 3b	Summed				
								5985	7	SDM				
		SDM	AVG	26	18	25/29.4 (MCS11)	-6.14	-6.01	-3.06	2.42	-0.64	24.00	-24.64	
		SDM	AVG	26	36	25/29.4 (MCS11)	-6.24	-6.02	-3.12	2.42	-0.70	24.00	-24.70	
6225	55	SDM	AVG	26	0	25/29.4 (MCS11)	-5.78	-5.55	-2.65	2.42	-0.23	24.00	-24.23	
		SDM	AVG	26	18	25/29.4 (MCS11)	-5.83	-5.72	-2.76	2.42	-0.34	24.00	-24.34	
		SDM	AVG	26	36	25/29.4 (MCS11)	-5.80	-5.70	-2.74	2.42	-0.32	24.00	-24.32	
6385	87	SDM	AVG	26	0	25/29.4 (MCS11)	-5.75	-6.13	-2.93	2.42	-0.51	24.00	-24.51	
		SDM	AVG	26	18	25/29.4 (MCS11)	-5.92	-5.82	-2.86	2.42	-0.44	24.00	-24.44	
		SDM	AVG	26	36	25/29.4 (MCS11)	-6.09	-5.95	-3.01	2.42	-0.59	24.00	-24.59	
6465	103	SDM	AVG	26	0	25/29.4 (MCS11)	-6.29	-6.21	-3.24	1.76	-1.48	24.00	-25.48	
		SDM	AVG	26	18	25/29.4 (MCS11)	-6.39	-6.28	-3.32	1.76	-1.56	24.00	-25.56	
		SDM	AVG	26	36	25/29.4 (MCS11)	-6.18	-6.28	-3.22	1.76	-1.46	24.00	-25.46	
6545	119	SDM	AVG	26	0	25/29.4 (MCS11)	-6.15	-6.23	-3.18	2.29	-0.89	24.00	-24.89	
		SDM	AVG	26	18	25/29.4 (MCS11)	-6.12	-6.04	-3.07	2.29	-0.88	24.00	-24.78	
		SDM	AVG	26	36	25/29.4 (MCS11)	-6.12	-6.37	-3.23	2.29	-0.94	24.00	-24.94	
6705	151	SDM	AVG	26	0	25/29.4 (MCS11)	-6.37	-6.22	-3.29	2.29	-1.00	24.00	-25.00	
		SDM	AVG	26	18	25/29.4 (MCS11)	-6.24	-6.10	-3.16	2.29	-0.87	24.00	-24.87	
		SDM	AVG	26	36	25/29.4 (MCS11)	-6.24	-6.30	-3.26	2.29	-0.97	24.00	-24.97	
6865	183	SDM	AVG	26	0	25/29.4 (MCS11)	-6.39	-6.22	-3.30	2.29	-1.01	24.00	-25.01	
		SDM	AVG	26	18	25/29.4 (MCS11)	-6.37	-6.16	-3.25	2.29	-0.96	24.00	-24.96	
		SDM	AVG	26	36	25/29.4 (MCS11)	-6.29	-6.20	-3.24	2.29	-0.95	24.00	-24.95	
6945	199	SDM	AVG	26	0	25/29.4 (MCS11)	-6.11	-6.22	-3.15	2.26	-0.89	24.00	-24.89	
		SDM	AVG	26	18	25/29.4 (MCS11)	-6.07	-6.38	-3.21	2.26	-0.95	24.00	-24.95	
		SDM	AVG	26	36	25/29.4 (MCS11)	-6.34	-6.16	-3.24	2.26	-0.98	24.00	-24.98	
7025	215	SDM	AVG	26	0	25/29.4 (MCS11)	-6.34	-6.36	-3.34	2.26	-1.08	24.00	-25.08	
		SDM	AVG	26	18	25/29.4 (MCS11)	-6.08	-6.02	-3.04	2.26	-0.78	24.00	-24.78	
		SDM	AVG	26	36	25/29.4 (MCS11)	-6.32	-6.19	-3.24	2.26	-0.98	24.00	-24.98	

Table 7-121. SDM Primary 80MHz BW 802.11ax LPI Maximum Conducted Output Power and Max EIRP (RU26)


FCC ID: BCGA2995		MEASUREMENT REPORT (CERTIFICATION)	Approved by: Technical Manager
Test Report S/N: 1C2405200018-25-R1.BCG	Test Dates: 5/20/2024 - 10/1/2024	EUT Type: Tablet Device	Page 144 of 693

6GHz (160MHz Bandwidth)	Frequency [MHz]	Channel	Mode	Detector	RU Size	RU Index	Data Rate [Mbps]	Conducted Powers [dBm]			Ant. Gain [dBi]	Max e.i.r.p. [dBm]	Max e.i.r.p. Limit [dBm]	e.i.r.p. Margin [dB]
								Antenna 5T	Antenna 3b	Summed				
	6025	15 (L)	SDM	AVG	26	0	25/29.4 (MCS11)	-6.25	-6.08	-3.15	2.42	-0.73	24.00	-24.73
	6025		SDM	AVG	26	36	25/29.4 (MCS11)	-6.12	-6.07	-3.08	2.42	-0.66	24.00	-24.66
	6025	15 (U)	SDM	AVG	26	36	25/29.4 (MCS11)	-6.15	-6.24	-3.18	2.42	-0.76	24.00	-24.76
	6185	47 (L)	SDM	AVG	26	0	25/29.4 (MCS11)	-5.73	-5.87	-2.79	2.42	-0.37	24.00	-24.37
	6185		SDM	AVG	26	36	25/29.4 (MCS11)	-5.90	-5.72	-2.80	2.42	-0.38	24.00	-24.38
	6185	47 (U)	SDM	AVG	26	36	25/29.4 (MCS11)	-5.82	-5.68	-2.74	2.42	-0.32	24.00	-24.32
	6345	79 (L)	SDM	AVG	26	0	25/29.4 (MCS11)	-6.30	-5.80	-3.03	2.42	-0.61	24.00	-24.61
	6345		SDM	AVG	26	36	25/29.4 (MCS11)	-6.06	-5.98	-3.01	2.42	-0.59	24.00	-24.59
	6345	79 (U)	SDM	AVG	26	36	25/29.4 (MCS11)	-5.89	-6.04	-2.96	2.42	-0.54	24.00	-24.54
	6505	111 (L)	SDM	AVG	26	0	25/29.4 (MCS11)	-6.36	-6.18	-3.26	1.76	-1.50	24.00	-25.50
	6505		SDM	AVG	26	36	25/29.4 (MCS11)	-6.32	-6.28	-3.29	1.76	-1.53	24.00	-25.53
	6505	111 (U)	SDM	AVG	26	36	25/29.4 (MCS11)	-6.34	-6.06	-3.19	1.76	-1.43	24.00	-25.43
	6665	143 (L)	SDM	AVG	26	0	25/29.4 (MCS11)	-6.48	-6.16	-3.31	2.29	-1.02	24.00	-25.02
	6665		SDM	AVG	26	36	25/29.4 (MCS11)	-6.40	-6.09	-3.23	2.29	-0.94	24.00	-24.94
	6665	143 (U)	SDM	AVG	26	36	25/29.4 (MCS11)	-6.26	-6.36	-3.30	2.29	-1.01	24.00	-25.01
	6825	175 (L)	SDM	AVG	26	0	25/29.4 (MCS11)	-6.33	-6.04	-3.17	2.29	-0.88	24.00	-24.88
	6825		SDM	AVG	26	36	25/29.4 (MCS11)	-6.34	-6.36	-3.34	2.29	-1.05	24.00	-25.05
	6825	175 (U)	SDM	AVG	26	36	25/29.4 (MCS11)	-6.12	-6.31	-3.20	2.29	-0.91	24.00	-24.91
	6985	207 (L)	SDM	AVG	26	0	25/29.4 (MCS11)	-6.06	-6.17	-3.11	2.26	-0.85	24.00	-24.85
	6985		SDM	AVG	26	36	25/29.4 (MCS11)	-6.11	-6.22	-3.15	2.26	-0.89	24.00	-24.89
	6985	207 (U)	SDM	AVG	26	36	25/29.4 (MCS11)	-6.32	-6.15	-3.22	2.26	-0.96	24.00	-24.96

Table 7-122. SDM Primary 160MHz BW 802.11ax LPI Maximum Conducted Output Power and Max EIRP (RU26)

6GHz (20MHz Bandwidth)	Frequency [MHz]	Channel	Mode	Detector	RU Size	RU Index	Data Rate [Mbps]	Conducted Powers [dBm]			Ant. Gain [dBi]	Max e.i.r.p. [dBm]	Max e.i.r.p. Limit [dBm]	e.i.r.p. Margin [dB]
								Antenna 5T	Antenna 3b	Summed				
	5955	1	SDM	AVG	106	53	106.3/125 (MCS11)	-0.64	-0.36	2.51	2.42	4.93	24.00	-19.07
			SDM	AVG	106	54	106.3/125 (MCS11)	-0.58	-0.43	2.51	2.42	4.93	24.00	-19.07
	6175	45	SDM	AVG	106	53	106.3/125 (MCS11)	0.12	0.28	3.21	2.42	5.63	24.00	-18.37
			SDM	AVG	106	54	106.3/125 (MCS11)	0.27	0.30	3.29	2.42	5.71	24.00	-18.29
	6415	93	SDM	AVG	106	53	106.3/125 (MCS11)	-0.76	-0.58	2.34	2.42	4.76	24.00	-19.24
			SDM	AVG	106	54	106.3/125 (MCS11)	-0.81	-0.65	2.28	2.42	4.70	24.00	-19.30
	6435	97	SDM	AVG	106	53	106.3/125 (MCS11)	-0.92	-0.69	2.20	1.76	3.96	24.00	-20.04
			SDM	AVG	106	54	106.3/125 (MCS11)	-0.92	-0.50	2.31	1.76	4.07	24.00	-19.93
	6475	105	SDM	AVG	106	53	106.3/125 (MCS11)	-0.97	-0.71	2.17	1.76	3.93	24.00	-20.07
			SDM	AVG	106	54	106.3/125 (MCS11)	-0.91	-0.83	2.14	1.76	3.90	24.00	-20.10
	6515	113	SDM	AVG	106	53	106.3/125 (MCS11)	-0.92	-0.67	2.22	1.76	3.98	24.00	-20.02
			SDM	AVG	106	54	106.3/125 (MCS11)	-0.90	-1.21	1.96	1.76	3.72	24.00	-20.28
	6535	117	SDM	AVG	106	53	106.3/125 (MCS11)	-0.87	-0.97	2.09	2.29	4.38	24.00	-19.62
			SDM	AVG	106	54	106.3/125 (MCS11)	-0.82	-0.95	2.13	2.29	4.42	24.00	-19.58
	6695	149	SDM	AVG	106	53	106.3/125 (MCS11)	-0.50	-0.81	2.36	2.29	4.65	24.00	-19.35
			SDM	AVG	106	54	106.3/125 (MCS11)	-0.61	-0.96	2.23	2.29	4.52	24.00	-19.48
	6875	185	SDM	AVG	106	53	106.3/125 (MCS11)	-0.62	-0.98	2.21	2.29	4.50	24.00	-19.50
			SDM	AVG	106	54	106.3/125 (MCS11)	-0.72	-0.78	2.26	2.29	4.55	24.00	-19.45
	6895	189	SDM	AVG	106	53	106.3/125 (MCS11)	-0.93	-1.11	1.99	2.26	4.25	24.00	-19.75
			SDM	AVG	106	54	106.3/125 (MCS11)	-1.03	-1.46	1.77	2.26	4.03	24.00	-19.97
	6995	209	SDM	AVG	106	53	106.3/125 (MCS11)	-1.12	-0.76	2.07	2.26	4.33	24.00	-19.67
			SDM	AVG	106	54	106.3/125 (MCS11)	-1.23	-0.88	1.96	2.26	4.22	24.00	-19.78
	7095	229	SDM	AVG	106	53	106.3/125 (MCS11)	-0.96	-0.88	2.09	2.26	4.35	24.00	-19.65
			SDM	AVG	106	54	106.3/125 (MCS11)	-0.98	-0.96	2.04	2.26	4.30	24.00	-19.70

Table 7-123. SDM Primary 20MHz BW 802.11ax LPI Maximum Conducted Output Power and Max EIRP (Highest Power Among Partially Loaded RU's)

FCC ID: BCGA2995		MEASUREMENT REPORT (CERTIFICATION)	Approved by: Technical Manager
Test Report S/N: 1C2405200018-25-R1.BCG	Test Dates: 5/20/2024 - 10/1/2024	EUT Type: Tablet Device	Page 145 of 693

6GHz (40MHz Bandwidth)	Frequency [MHz]	Channel	Mode	Detector	RU Size	RU Index	Data Rate [Mbps]	Conducted Powers [dBm]			Ant. Gain [dBi]	Max e.i.r.p. [dBm]	Max e.i.r.p. Limit [dBm]	e.i.r.p. Margin [dB]
								Antenna 5T	Antenna 3b	Summed				
								5965	3	SDM				
		SDM	AVG	242	62	243.8/286.8 (MCS11)	2.79	2.60	5.70	2.42	8.12	24.00	-15.88	
	6205	51	SDM	AVG	242	61	243.8/286.8 (MCS11)	3.10	1.92	5.56	2.42	7.98	24.00	-16.02
		SDM	AVG	242	62	243.8/286.8 (MCS11)	2.97	1.93	5.49	2.42	7.91	24.00	-16.09	
	6405	91	SDM	AVG	242	61	243.8/286.8 (MCS11)	2.64	2.69	5.68	2.42	8.10	24.00	-15.90
		SDM	AVG	242	62	243.8/286.8 (MCS11)	2.66	2.80	5.74	2.42	8.16	24.00	-15.84	
	6445	99	SDM	AVG	242	61	243.8/286.8 (MCS11)	2.80	2.61	5.71	1.76	7.47	24.00	-16.53
		SDM	AVG	242	62	243.8/286.8 (MCS11)	2.69	2.62	5.66	1.76	7.42	24.00	-16.58	
	6485	107	SDM	AVG	242	61	243.8/286.8 (MCS11)	2.93	2.77	5.86	1.76	7.62	24.00	-16.38
		SDM	AVG	242	62	243.8/286.8 (MCS11)	2.91	2.85	5.89	1.76	7.65	24.00	-16.35	
	6525	115	SDM	AVG	242	61	243.8/286.8 (MCS11)	2.88	2.94	5.92	2.29	8.21	24.00	-15.79
		SDM	AVG	242	62	243.8/286.8 (MCS11)	2.95	2.95	5.96	2.29	8.25	24.00	-15.75	
	6565	123	SDM	AVG	242	61	243.8/286.8 (MCS11)	2.72	2.94	5.84	2.29	8.13	24.00	-15.87
		SDM	AVG	242	62	243.8/286.8 (MCS11)	2.80	2.70	5.76	2.29	8.05	24.00	-15.95	
	6725	155	SDM	AVG	242	61	243.8/286.8 (MCS11)	2.87	2.95	5.92	2.29	8.21	24.00	-15.79
		SDM	AVG	242	62	243.8/286.8 (MCS11)	2.90	2.89	5.90	2.29	8.19	24.00	-15.81	
	6845	179	SDM	AVG	242	61	243.8/286.8 (MCS11)	2.84	2.66	5.76	2.26	8.02	24.00	-15.98
		SDM	AVG	242	62	243.8/286.8 (MCS11)	2.97	2.64	5.82	2.26	8.08	24.00	-15.92	
	6885	187	SDM	AVG	242	61	243.8/286.8 (MCS11)	2.77	2.99	5.89	2.26	8.15	24.00	-15.85
		SDM	AVG	242	62	243.8/286.8 (MCS11)	2.85	2.64	5.76	2.26	8.02	24.00	-15.98	
	6965	203	SDM	AVG	242	61	243.8/286.8 (MCS11)	2.78	2.87	5.84	2.26	8.10	24.00	-15.90
		SDM	AVG	242	62	243.8/286.8 (MCS11)	2.65	2.94	5.81	2.26	8.07	24.00	-15.93	
	7085	227	SDM	AVG	242	61	243.8/286.8 (MCS11)	2.80	2.84	5.83	2.26	8.09	24.00	-15.91
		SDM	AVG	242	62	243.8/286.8 (MCS11)	2.76	2.92	5.85	2.26	8.11	24.00	-15.89	


Table 7-124. SDM Primary 40MHz BW 802.11ax LPI Maximum Conducted Output Power and Max EIRP (Highest Power Among Partially Loaded RU's)

6GHz (80MHz Bandwidth)	Frequency [MHz]	Channel	Mode	Detector	RU Size	RU Index	Data Rate [Mbps]	Conducted Powers [dBm]			Ant. Gain [dBi]	Max e.i.r.p. [dBm]	Max e.i.r.p. Limit [dBm]	e.i.r.p. Margin [dB]
								Antenna 5T	Antenna 3b	Summed				
								5985	7	SDM				
		SDM	AVG	484	66	487.5/573.5 (MCS11)	5.68	5.87	8.79	2.42	11.21	24.00	-12.79	
	6225	55	SDM	AVG	484	65	487.5/573.5 (MCS11)	6.24	6.15	9.21	2.42	11.63	24.00	-12.37
		SDM	AVG	484	66	487.5/573.5 (MCS11)	6.41	6.18	9.31	2.42	11.73	24.00	-12.27	
	6385	87	SDM	AVG	484	65	487.5/573.5 (MCS11)	6.08	6.20	9.15	2.42	11.57	24.00	-12.43
		SDM	AVG	484	66	487.5/573.5 (MCS11)	6.14	6.10	9.13	2.42	11.55	24.00	-12.45	
	6465	103	SDM	AVG	484	65	487.5/573.5 (MCS11)	5.69	5.68	8.69	1.76	10.45	24.00	-13.55
		SDM	AVG	484	66	487.5/573.5 (MCS11)	5.76	5.78	8.78	1.76	10.54	24.00	-13.46	
	6545	119	SDM	AVG	484	65	487.5/573.5 (MCS11)	5.59	5.88	8.75	2.29	11.04	24.00	-12.96
		SDM	AVG	484	66	487.5/573.5 (MCS11)	5.72	5.60	8.67	2.29	10.96	24.00	-13.04	
	6705	151	SDM	AVG	484	65	487.5/573.5 (MCS11)	5.72	5.94	8.84	2.29	11.13	24.00	-12.87
		SDM	AVG	484	66	487.5/573.5 (MCS11)	5.93	5.63	8.79	2.29	11.08	24.00	-12.92	
	6865	183	SDM	AVG	484	65	487.5/573.5 (MCS11)	5.73	5.69	8.72	2.29	11.01	24.00	-12.99
		SDM	AVG	484	66	487.5/573.5 (MCS11)	5.68	5.62	8.66	2.29	10.95	24.00	-13.05	
	6945	199	SDM	AVG	484	65	487.5/573.5 (MCS11)	5.97	5.73	8.86	2.26	11.12	24.00	-12.88
		SDM	AVG	484	66	487.5/573.5 (MCS11)	5.66	5.80	8.74	2.26	11.00	24.00	-13.00	
	7025	215	SDM	AVG	484	65	487.5/573.5 (MCS11)	5.72	5.69	8.72	2.26	10.98	24.00	-13.02
		SDM	AVG	484	66	487.5/573.5 (MCS11)	5.63	5.71	8.68	2.26	10.94	24.00	-13.06	

Table 7-125. SDM Primary 80MHz BW 802.11ax LPI Maximum Conducted Output Power and Max EIRP (Highest Power Among Partially Loaded RU's)

6GHz (160MHz Bandwidth)	Frequency [MHz]	Channel	Mode	Detector	RU Size	RU Index	Data Rate [Mbps]	Conducted Powers [dBm]			Ant. Gain [dBi]	Max e.i.r.p. [dBm]	Max e.i.r.p. Limit [dBm]	e.i.r.p. Margin [dB]
								Antenna 5T	Antenna 3b	Summed				
								6025	15 (L)	SDM				
	15 (U)	SDM	AVG	996	67 (H)	1020.8/1201 (MCS11)	8.97	8.99	11.99	2.42	14.41	24.00	-9.59	
	6185	47 (L)	SDM	AVG	996	67 (L)	1020.8/1201 (MCS11)	9.20	9.34	12.28	2.42	14.70	24.00	-9.30
	6185	47 (U)	SDM	AVG	996	67 (H)	1020.8/1201 (MCS11)	9.14	9.47	12.32	2.42	14.74	24.00	-9.26
	6345	79 (L)	SDM	AVG	996	67 (L)	1020.8/1201 (MCS11)	8.83	9.24	12.05	2.42	14.47	24.00	-9.53
	6345	79 (U)	SDM	AVG	996	67 (H)	1020.8/1201 (MCS11)	8.99	9.24	12.12	2.42	14.54	25.00	-10.46
	6505	111 (L)	SDM	AVG	996	67 (L)	1020.8/1201 (MCS11)	8.91	8.88	11.91	1.76	13.67	26.00	-12.33
	6505	111 (U)	SDM	AVG	996	67 (H)	1020.8/1201 (MCS11)	8.88	8.99	11.95	1.76	13.71	27.00	-13.29
	6665	143 (L)	SDM	AVG	996	67 (L)	1020.8/1201 (MCS11)	8.62	8.97	11.81	2.29	14.10	28.00	-13.90
	6665	143 (U)	SDM	AVG	996	67 (H)	1020.8/1201 (MCS11)	8.62	8.83	11.74	2.29	14.03	29.00	-14.97
	6825	175 (L)	SDM	AVG	996	67 (L)	1020.8/1201 (MCS11)	8.71	8.73	11.73	2.29	14.02	30.00	-15.98
	6825	175 (U)	SDM	AVG	996	67 (H)	1020.8/1201 (MCS11)	8.73	8.90	11.83	2.29	14.12	31.00	-16.88
	6985	207 (L)	SDM	AVG	996	67 (L)	1020.8/1201 (MCS11)	8.75	8.81	11.79	2.26	14.05	24.00	-9.95
	6985	207 (U)	SDM	AVG	996	67 (H)	1020.8/1201 (MCS11)	8.83	8.86	11.85	2.26	14.11	24.00	-9.89

Table 7-126. SDM Primary 160MHz BW 802.11ax LPI Maximum Conducted Output Power and Max EIRP (Highest Power Among Partially Loaded RU's)

FCC ID: BCGA2995		MEASUREMENT REPORT (CERTIFICATION)	Approved by: Technical Manager
Test Report S/N: 1C2405200018-25-R1.BCG	Test Dates: 5/20/2024 - 10/1/2024	EUT Type: Tablet Device	Page 146 of 693

6GHz (20MHz Bandwidth)	Frequency [MHz]	Channel	Mode	Detector	RU Size	RU Index	Data Rate [Mbps]	Conducted Powers [dBm]			Ant. Gain [dBi]	Max e.i.r.p. [dBm]	Max e.i.r.p. Limit [dBm]	e.i.r.p. Margin [dB]
								Antenna 5T	Antenna 3b	Summed				
	5955	1	SDM	AVG	242	61	243.8/286.8 (MCS11)	2.61	2.68	5.65	2.42	8.07	24.00	-15.93
	6175	45	SDM	AVG	242	61	243.8/286.8 (MCS11)	3.21	3.11	6.17	2.42	8.59	24.00	-15.41
	6415	93	SDM	AVG	242	61	243.8/286.8 (MCS11)	2.86	2.97	5.92	2.42	8.34	24.00	-15.66
	6435	97	SDM	AVG	242	61	243.8/286.8 (MCS11)	2.88	2.81	5.86	1.76	7.62	24.00	-16.38
	6475	105	SDM	AVG	242	61	243.8/286.8 (MCS11)	2.98	2.78	5.89	1.76	7.65	24.00	-16.35
	6515	113	SDM	AVG	242	61	243.8/286.8 (MCS11)	2.85	2.95	5.91	1.76	7.67	24.00	-16.33
	6535	117	SDM	AVG	242	61	243.8/286.8 (MCS11)	2.81	2.78	5.81	2.29	8.10	24.00	-15.90
	6695	149	SDM	AVG	242	61	243.8/286.8 (MCS11)	2.83	2.79	5.82	2.29	8.11	24.00	-15.89
	6875	185	SDM	AVG	242	61	243.8/286.8 (MCS11)	2.73	2.75	5.75	2.29	8.04	24.00	-15.96
	6895	189	SDM	AVG	242	61	243.8/286.8 (MCS11)	2.93	2.79	5.87	2.26	8.13	24.00	-15.87
	6995	209	SDM	AVG	242	61	243.8/286.8 (MCS11)	2.65	2.91	5.79	2.26	8.05	24.00	-15.95
	7095	229	SDM	AVG	242	61	243.8/286.8 (MCS11)	2.77	2.77	5.78	2.26	8.04	24.00	-15.96

Table 7-127. SDM Primary 20MHz BW 802.11ax LPI Maximum Conducted Output Power and Max EIRP (Fully-loaded RU)

6GHz (40MHz Bandwidth)	Frequency [MHz]	Channel	Mode	Detector	RU Size	RU Index	Data Rate [Mbps]	Conducted Powers [dBm]			Ant. Gain [dBi]	Max e.i.r.p. [dBm]	Max e.i.r.p. Limit [dBm]	e.i.r.p. Margin [dB]
								Antenna 5T	Antenna 3b	Summed				
	5965	3	SDM	AVG	484	65	487.5/573.5 (MCS11)	5.90	5.75	8.84	2.42	11.26	24.00	-12.74
	6205	51	SDM	AVG	484	65	487.5/573.5 (MCS11)	6.47	6.49	9.49	2.42	11.91	24.00	-12.09
	6405	91	SDM	AVG	484	65	487.5/573.5 (MCS11)	6.15	6.24	9.21	2.42	11.63	24.00	-12.37
	6445	99	SDM	AVG	484	65	487.5/573.5 (MCS11)	5.62	5.87	8.76	1.76	10.52	24.00	-13.48
	6485	107	SDM	AVG	484	65	487.5/573.5 (MCS11)	5.99	5.90	8.95	1.76	10.71	24.00	-13.29
	6525	115	SDM	AVG	484	65	487.5/573.5 (MCS11)	5.72	5.62	8.68	2.29	10.97	24.00	-13.03
	6565	123	SDM	AVG	484	65	487.5/573.5 (MCS11)	5.69	5.84	8.78	2.29	11.07	24.00	-12.93
	6725	155	SDM	AVG	484	65	487.5/573.5 (MCS11)	5.86	5.88	8.88	2.29	11.17	24.00	-12.83
	6845	179	SDM	AVG	484	65	487.5/573.5 (MCS11)	5.79	5.50	8.66	2.29	10.95	24.00	-13.05
	6885	187	SDM	AVG	484	65	487.5/573.5 (MCS11)	5.63	5.72	8.68	2.26	10.94	24.00	-13.06
	6965	203	SDM	AVG	484	65	487.5/573.5 (MCS11)	5.67	5.88	8.79	2.26	11.05	24.00	-12.95
	7085	227	SDM	AVG	484	65	487.5/573.5 (MCS11)	5.89	5.98	8.95	2.26	11.21	24.00	-12.79

Table 7-128. SDM Primary 40MHz BW 802.11ax LPI Maximum Conducted Output Power and Max EIRP (Fully-loaded RU)

6GHz (80MHz Bandwidth)	Frequency [MHz]	Channel	Mode	Detector	RU Size	RU Index	Data Rate [Mbps]	Conducted Powers [dBm]			Ant. Gain [dBi]	Max e.i.r.p. [dBm]	Max e.i.r.p. Limit [dBm]	e.i.r.p. Margin [dB]
								Antenna 5T	Antenna 3b	Summed				
	5985	7	SDM	AVG	996	67	1020.8/1201 (MCS11)	8.83	8.77	11.81	2.42	14.23	24.00	-9.77
	6225	55	SDM	AVG	996	67	1020.8/1201 (MCS11)	9.48	9.29	12.39	2.42	14.81	24.00	-9.19
	6385	87	SDM	AVG	996	67	1020.8/1201 (MCS11)	9.20	8.89	12.06	2.42	14.48	24.00	-9.52
	6465	103	SDM	AVG	996	67	1020.8/1201 (MCS11)	8.84	8.87	11.86	1.76	13.62	24.00	-10.38
	6545	119	SDM	AVG	996	67	1020.8/1201 (MCS11)	8.87	8.75	11.82	2.29	14.11	24.00	-9.89
	6705	151	SDM	AVG	996	67	1020.8/1201 (MCS11)	8.99	8.87	11.94	2.29	14.23	24.00	-9.77
	6865	183	SDM	AVG	996	67	1020.8/1201 (MCS11)	8.73	8.85	11.80	2.29	14.09	24.00	-9.91
	6945	199	SDM	AVG	996	67	1020.8/1201 (MCS11)	8.63	8.74	11.70	2.26	13.96	24.00	-10.04
	7025	215	SDM	AVG	996	67	1020.8/1201 (MCS11)	8.98	8.95	11.97	2.26	14.23	24.00	-9.77

Table 7-129. SDM Primary 80MHz BW 802.11ax LPI Maximum Conducted Output Power and Max EIRP (Fully-loaded RU)

6GHz (160MHz Bandwidth)	Frequency [MHz]	Channel	Mode	Detector	RU Size	RU Index	Data Rate [Mbps]	Conducted Powers [dBm]			Ant. Gain [dBi]	Max e.i.r.p. [dBm]	Max e.i.r.p. Limit [dBm]	e.i.r.p. Margin [dB]
								Antenna 5T	Antenna 3b	Summed				
	6025	15	SDM	AVG	996x2	68	2041.6/2402 (MCS11)	11.47	11.11	14.31	2.42	16.73	24.00	-7.27
	6185	47	SDM	AVG	996x2	68	2041.6/2402 (MCS11)	11.71	11.61	14.67	2.42	17.09	24.00	-6.91
	6345	79	SDM	AVG	996x2	68	2041.6/2402 (MCS11)	11.61	11.54	14.58	2.42	17.00	24.00	-7.00
	6505	111	SDM	AVG	996x2	68	2041.6/2402 (MCS11)	11.16	11.28	14.23	1.76	15.99	24.00	-8.01
	6665	143	SDM	AVG	996x2	68	2041.6/2402 (MCS11)	11.39	11.32	14.36	2.29	16.65	24.00	-7.35
	6825	175	SDM	AVG	996x2	68	2041.6/2402 (MCS11)	11.30	11.22	14.27	2.29	16.56	24.00	-7.44
	6985	207	SDM	AVG	996x2	68	2041.6/2402 (MCS11)	11.29	11.14	14.23	2.26	16.49	24.00	-7.51


Table 7-130. SDM Primary 160MHz BW 802.11ax LPI Maximum Conducted Output Power and Max EIRP (Fully-loaded RU)

FCC ID: BCGA2995		MEASUREMENT REPORT (CERTIFICATION)	Approved by: Technical Manager
Test Report S/N: 1C2405200018-25-R1.BCG	Test Dates: 5/20/2024 - 10/1/2024	EUT Type: Tablet Device	Page 147 of 693

### 7.3.10 SDM Diversity LPI Conducted Output Power Measurements

6GHz (20MHz Bandwidth)	Frequency [MHz]	Channel	Mode	Detector	RU Size	RU Index	Data Rate [Mbps]	Conducted Powers [dBm]			Ant. Gain [dBi]	Max e.i.r.p. [dBm]	Max e.i.r.p. Limit [dBm]	e.i.r.p. Margin [dB]
								Antenna 5T	Antenna 1b	Summed				
5955	1	SDM	AVG	26	0	25/29.4 (MCS11)	-6.22	-6.21	-3.20	2.49	-0.71	24.00	-24.71	
		SDM	AVG	26	4	25/29.4 (MCS11)	-6.30	-6.14	-3.21	2.49	-0.72	24.00	-24.72	
		SDM	AVG	26	8	25/29.4 (MCS11)	-6.13	-6.05	-3.08	2.49	-0.59	24.00	-24.59	
6175	45	SDM	AVG	26	0	25/29.4 (MCS11)	-5.71	-5.66	-2.67	2.49	-0.18	24.00	-24.18	
		SDM	AVG	26	4	25/29.4 (MCS11)	-5.55	-5.96	-2.74	2.49	-0.25	24.00	-24.25	
		SDM	AVG	26	8	25/29.4 (MCS11)	-5.64	-5.98	-2.79	2.49	-0.30	24.00	-24.30	
6415	93	SDM	AVG	26	0	25/29.4 (MCS11)	-6.01	-5.83	-2.91	2.49	-0.42	24.00	-24.42	
		SDM	AVG	26	4	25/29.4 (MCS11)	-5.83	-6.15	-2.98	2.49	-0.49	24.00	-24.49	
		SDM	AVG	26	8	25/29.4 (MCS11)	-5.92	-6.17	-3.03	2.49	-0.54	24.00	-24.54	
6435	97	SDM	AVG	26	0	25/29.4 (MCS11)	-6.37	-6.20	-3.27	2.37	-0.90	24.00	-24.90	
		SDM	AVG	26	4	25/29.4 (MCS11)	-6.26	-6.15	-3.19	2.37	-0.82	24.00	-24.82	
		SDM	AVG	26	8	25/29.4 (MCS11)	-6.31	-6.00	-3.14	2.37	-0.77	24.00	-24.77	
6475	105	SDM	AVG	26	0	25/29.4 (MCS11)	-6.36	-6.04	-3.19	2.37	-0.82	24.00	-24.82	
		SDM	AVG	26	4	25/29.4 (MCS11)	-6.01	-6.15	-3.07	2.37	-0.70	24.00	-24.70	
		SDM	AVG	26	8	25/29.4 (MCS11)	-6.03	-6.24	-3.12	2.37	-0.75	24.00	-24.75	
6515	113	SDM	AVG	26	0	25/29.4 (MCS11)	-6.00	-6.34	-3.16	2.37	-0.79	24.00	-24.79	
		SDM	AVG	26	4	25/29.4 (MCS11)	-6.05	-6.33	-3.18	2.37	-0.81	24.00	-24.81	
		SDM	AVG	26	8	25/29.4 (MCS11)	-6.25	-6.33	-3.28	2.37	-0.91	24.00	-24.91	
6535	117	SDM	AVG	26	0	25/29.4 (MCS11)	-6.24	-6.31	-3.27	2.25	-1.02	24.00	-25.02	
		SDM	AVG	26	4	25/29.4 (MCS11)	-6.04	-6.27	-3.14	2.25	-0.89	24.00	-24.89	
		SDM	AVG	26	8	25/29.4 (MCS11)	-6.08	-6.12	-3.09	2.25	-0.84	24.00	-24.84	
6695	149	SDM	AVG	26	0	25/29.4 (MCS11)	-6.22	-6.21	-3.20	2.25	-0.95	24.00	-24.95	
		SDM	AVG	26	4	25/29.4 (MCS11)	-6.15	-6.26	-3.19	2.25	-0.94	24.00	-24.94	
		SDM	AVG	26	8	25/29.4 (MCS11)	-6.39	-6.35	-3.36	2.25	-1.11	24.00	-25.11	
6875	185	SDM	AVG	26	0	25/29.4 (MCS11)	-6.18	-6.39	-3.27	2.25	-1.02	24.00	-25.02	
		SDM	AVG	26	4	25/29.4 (MCS11)	-6.00	-6.08	-3.03	2.25	-0.78	24.00	-24.78	
		SDM	AVG	26	8	25/29.4 (MCS11)	-6.10	-6.17	-3.12	2.25	-0.87	24.00	-24.87	
6895	189	SDM	AVG	26	0	25/29.4 (MCS11)	-6.26	-6.29	-3.26	1.83	-1.43	24.00	-25.43	
		SDM	AVG	26	4	25/29.4 (MCS11)	-6.19	-6.35	-3.26	1.83	-1.43	24.00	-25.43	
		SDM	AVG	26	8	25/29.4 (MCS11)	-6.43	-6.05	-3.22	1.83	-1.39	24.00	-25.39	
6995	209	SDM	AVG	26	0	25/29.4 (MCS11)	-6.26	-6.24	-3.24	1.83	-1.41	24.00	-25.41	
		SDM	AVG	26	4	25/29.4 (MCS11)	-6.25	-6.26	-3.25	1.83	-1.42	24.00	-25.42	
		SDM	AVG	26	8	25/29.4 (MCS11)	-6.32	-6.20	-3.25	1.83	-1.42	24.00	-25.42	
7095	229	SDM	AVG	26	0	25/29.4 (MCS11)	-6.05	-6.38	-3.20	1.83	-1.37	24.00	-25.37	
		SDM	AVG	26	4	25/29.4 (MCS11)	-6.16	-6.06	-3.10	1.83	-1.27	24.00	-25.27	
		SDM	AVG	26	8	25/29.4 (MCS11)	-6.36	-6.39	-3.37	1.83	-1.54	24.00	-25.54	

Table 7-131. SDM Diversity 20MHz BW 802.11ax LPI Maximum Conducted Output Power and Max EIRP (RU26)


FCC ID: BCGA2995		MEASUREMENT REPORT (CERTIFICATION)	Approved by: Technical Manager
Test Report S/N: 1C2405200018-25-R1.BCG	Test Dates: 5/20/2024 - 10/1/2024	EUT Type: Tablet Device	Page 148 of 693

6GHz (40MHz Bandwidth)	Frequency [MHz]	Channel	Mode	Detector	RU Size	RU Index	Data Rate [Mbps]	Conducted Powers [dBm]			Ant. Gain [dBi]	Max e.i.r.p. [dBm]	Max e.i.r.p. Limit [dBm]	e.i.r.p. Margin [dB]
								Antenna 5T	Antenna 1b	Summed				
								5965	3	SDM				
		SDM	AVG	26	8	25/29.4 (MCS11)	-6.04	-6.34	-3.18	2.49	-0.69	24.00	-24.69	
		SDM	AVG	26	17	25/29.4 (MCS11)	-6.24	-6.33	-3.27	2.49	-0.78	24.00	-24.78	
6205	51	SDM	AVG	26	0	25/29.4 (MCS11)	-5.64	-5.75	-2.69	2.49	-0.20	24.00	-24.20	
		SDM	AVG	26	8	25/29.4 (MCS11)	-5.73	-5.84	-2.77	2.49	-0.28	24.00	-24.28	
		SDM	AVG	26	17	25/29.4 (MCS11)	-5.62	-5.73	-2.66	2.49	-0.17	24.00	-24.17	
6405	91	SDM	AVG	26	0	25/29.4 (MCS11)	-5.94	-5.94	-2.93	2.49	-0.44	24.00	-24.44	
		SDM	AVG	26	8	25/29.4 (MCS11)	-5.95	-5.90	-2.92	2.49	-0.43	24.00	-24.43	
		SDM	AVG	26	17	25/29.4 (MCS11)	-5.89	-5.83	-2.85	2.49	-0.36	24.00	-24.36	
6445	99	SDM	AVG	26	0	25/29.4 (MCS11)	-6.33	-6.31	-3.31	2.37	-0.94	24.00	-24.94	
		SDM	AVG	26	8	25/29.4 (MCS11)	-6.07	-6.31	-3.18	2.37	-0.81	24.00	-24.81	
		SDM	AVG	26	17	25/29.4 (MCS11)	-6.33	-6.22	-3.26	2.37	-0.89	24.00	-24.89	
6485	107	SDM	AVG	26	0	25/29.4 (MCS11)	-6.25	-6.22	-3.22	2.37	-0.85	24.00	-24.85	
		SDM	AVG	26	8	25/29.4 (MCS11)	-6.38	-6.22	-3.29	2.37	-0.92	24.00	-24.92	
		SDM	AVG	26	17	25/29.4 (MCS11)	-6.36	-6.07	-3.20	2.37	-0.83	24.00	-24.83	
6525	115	SDM	AVG	26	0	25/29.4 (MCS11)	-6.03	-6.36	-3.18	2.25	-0.93	24.00	-24.93	
		SDM	AVG	26	8	25/29.4 (MCS11)	-6.24	-6.35	-3.28	2.25	-1.03	24.00	-25.03	
		SDM	AVG	26	17	25/29.4 (MCS11)	-6.31	-6.22	-3.25	2.25	-1.00	24.00	-25.00	
6565	123	SDM	AVG	26	0	25/29.4 (MCS11)	-6.40	-6.22	-3.30	2.25	-1.05	24.00	-25.05	
		SDM	AVG	26	8	25/29.4 (MCS11)	-6.07	-6.18	-3.11	2.25	-0.86	24.00	-24.86	
		SDM	AVG	26	17	25/29.4 (MCS11)	-6.03	-6.25	-3.13	2.25	-0.88	24.00	-24.88	
6725	155	SDM	AVG	26	0	25/29.4 (MCS11)	-6.33	-6.32	-3.31	2.25	-1.06	24.00	-25.06	
		SDM	AVG	26	8	25/29.4 (MCS11)	-6.12	-6.33	-3.21	2.25	-0.96	24.00	-24.96	
		SDM	AVG	26	17	25/29.4 (MCS11)	-6.35	-6.14	-3.23	2.25	-0.98	24.00	-24.98	
6845	179	SDM	AVG	26	0	25/29.4 (MCS11)	-6.23	-6.34	-3.27	2.25	-1.02	24.00	-25.02	
		SDM	AVG	26	8	25/29.4 (MCS11)	-6.01	-6.16	-3.08	2.25	-0.83	24.00	-24.83	
		SDM	AVG	26	17	25/29.4 (MCS11)	-6.47	-6.06	-3.25	2.25	-1.00	24.00	-25.00	
6885	187	SDM	AVG	26	0	25/29.4 (MCS11)	-6.23	-6.40	-3.30	1.83	-1.47	24.00	-25.47	
		SDM	AVG	26	8	25/29.4 (MCS11)	-6.40	-6.02	-3.19	1.83	-1.36	24.00	-25.36	
		SDM	AVG	26	17	25/29.4 (MCS11)	-6.28	-6.32	-3.29	1.83	-1.46	24.00	-25.46	
6965	203	SDM	AVG	26	0	25/29.4 (MCS11)	-6.21	-6.29	-3.24	1.83	-1.41	24.00	-25.41	
		SDM	AVG	26	8	25/29.4 (MCS11)	-6.02	-6.27	-3.13	1.83	-1.30	24.00	-25.30	
		SDM	AVG	26	17	25/29.4 (MCS11)	-6.08	-6.23	-3.14	1.83	-1.31	24.00	-25.31	
7085	227	SDM	AVG	26	0	25/29.4 (MCS11)	-6.05	-6.29	-3.16	1.83	-1.33	24.00	-25.33	
		SDM	AVG	26	8	25/29.4 (MCS11)	-6.04	-6.36	-3.19	1.83	-1.36	24.00	-25.36	
		SDM	AVG	26	17	25/29.4 (MCS11)	-6.20	-6.05	-3.11	1.83	-1.28	24.00	-25.28	

Table 7-132. SDM Diversity 40MHz BW 802.11ax LPI Maximum Conducted Output Power and Max EIRP (RU26)

6GHz (80MHz Bandwidth)	Frequency [MHz]	Channel	Mode	Detector	RU Size	RU Index	Data Rate [Mbps]	Conducted Powers [dBm]			Ant. Gain [dBi]	Max e.i.r.p. [dBm]	Max e.i.r.p. Limit [dBm]	e.i.r.p. Margin [dB]
								Antenna 5T	Antenna 1b	Summed				
								5985	7	SDM				
		SDM	AVG	26	18	25/29.4 (MCS11)	-6.14	-6.28	-3.20	2.49	-0.71	24.00	-24.71	
		SDM	AVG	26	36	25/29.4 (MCS11)	-6.24	-6.27	-3.24	2.49	-0.75	24.00	-24.75	
6225	55	SDM	AVG	26	0	25/29.4 (MCS11)	-5.78	-5.58	-2.66	2.49	-0.17	24.00	-24.17	
		SDM	AVG	26	18	25/29.4 (MCS11)	-5.83	-5.95	-2.88	2.49	-0.39	24.00	-24.39	
		SDM	AVG	26	36	25/29.4 (MCS11)	-5.80	-5.76	-2.77	2.49	-0.28	24.00	-24.28	
6385	87	SDM	AVG	26	0	25/29.4 (MCS11)	-5.75	-5.84	-2.79	2.49	-0.30	24.00	-24.30	
		SDM	AVG	26	18	25/29.4 (MCS11)	-5.92	-6.02	-2.96	2.49	-0.47	24.00	-24.47	
		SDM	AVG	26	36	25/29.4 (MCS11)	-6.09	-5.91	-2.99	2.49	-0.50	24.00	-24.50	
6465	103	SDM	AVG	26	0	25/29.4 (MCS11)	-6.29	-6.14	-3.20	2.37	-0.83	24.00	-24.83	
		SDM	AVG	26	18	25/29.4 (MCS11)	-6.39	-6.39	-3.38	2.37	-1.01	24.00	-25.01	
		SDM	AVG	26	36	25/29.4 (MCS11)	-6.18	-6.31	-3.23	2.37	-0.86	24.00	-24.86	
6545	119	SDM	AVG	26	0	25/29.4 (MCS11)	-6.15	-6.24	-3.18	2.25	-0.93	24.00	-24.93	
		SDM	AVG	26	18	25/29.4 (MCS11)	-6.12	-6.04	-3.07	2.25	-0.82	24.00	-24.82	
		SDM	AVG	26	36	25/29.4 (MCS11)	-6.12	-6.21	-3.15	2.25	-0.90	24.00	-24.90	
6705	151	SDM	AVG	26	0	25/29.4 (MCS11)	-6.37	-6.06	-3.20	2.25	-0.95	24.00	-24.95	
		SDM	AVG	26	18	25/29.4 (MCS11)	-6.24	-6.27	-3.25	2.25	-1.00	24.00	-25.00	
		SDM	AVG	26	36	25/29.4 (MCS11)	-6.24	-6.00	-3.11	2.25	-0.86	24.00	-24.86	
6865	183	SDM	AVG	26	0	25/29.4 (MCS11)	-6.39	-6.12	-3.24	2.25	-0.99	24.00	-24.99	
		SDM	AVG	26	18	25/29.4 (MCS11)	-6.37	-6.30	-3.32	2.25	-1.07	24.00	-25.07	
		SDM	AVG	26	36	25/29.4 (MCS11)	-6.29	-6.18	-3.23	2.25	-0.98	24.00	-24.98	
6945	199	SDM	AVG	26	0	25/29.4 (MCS11)	-6.11	-6.37	-3.22	1.83	-1.39	24.00	-25.39	
		SDM	AVG	26	18	25/29.4 (MCS11)	-6.07	-6.18	-3.11	1.83	-1.28	24.00	-25.28	
		SDM	AVG	26	36	25/29.4 (MCS11)	-6.34	-6.37	-3.34	1.83	-1.51	24.00	-25.51	
7025	215	SDM	AVG	26	0	25/29.4 (MCS11)	-6.34	-6.04	-3.17	1.83	-1.34	24.00	-25.34	
		SDM	AVG	26	18	25/29.4 (MCS11)	-6.08	-6.17	-3.12	1.83	-1.29	24.00	-25.29	
		SDM	AVG	26	36	25/29.4 (MCS11)	-6.32	-6.22	-3.26	1.83	-1.43	24.00	-25.43	

Table 7-133. SDM Diversity 80MHz BW 802.11ax LPI Maximum Conducted Output Power and Max EIRP (RU26)

FCC ID: BCGA2995		MEASUREMENT REPORT (CERTIFICATION)	Approved by: Technical Manager
Test Report S/N: 1C2405200018-25-R1.BCG	Test Dates: 5/20/2024 - 10/1/2024	EUT Type: Tablet Device	Page 149 of 693




6GHz (160MHz Bandwidth)	Frequency [MHz]	Channel	Mode	Detector	RU Size	RU Index	Data Rate [Mbps]	Conducted Powers [dBm]			Ant. Gain [dBi]	Max e.i.r.p. [dBm]	Max e.i.r.p. Limit [dBm]	e.i.r.p. Margin [dB]
								Antenna 5T	Antenna 1b	Summed				
	6025	15 (L)	SDM	AVG	26	0	25/29.4 (MCS11)	-6.25	-6.02	-3.12	2.49	-0.63	24.00	-24.63
	6025		SDM	AVG	26	36	25/29.4 (MCS11)	-6.12	-6.24	-3.16	2.49	-0.67	24.00	-24.67
	6025	15 (U)	SDM	AVG	26	36	25/29.4 (MCS11)	-6.15	-6.23	-3.18	2.49	-0.69	24.00	-24.69
	6185	47 (L)	SDM	AVG	26	0	25/29.4 (MCS11)	-5.73	-5.77	-2.74	2.49	-0.25	24.00	-24.25
	6185		SDM	AVG	26	36	25/29.4 (MCS11)	-5.90	-5.73	-2.80	2.49	-0.31	24.00	-24.31
	6185	47 (U)	SDM	AVG	26	36	25/29.4 (MCS11)	-5.82	-5.73	-2.77	2.49	-0.28	24.00	-24.28
	6345	79 (L)	SDM	AVG	26	0	25/29.4 (MCS11)	-6.30	-6.05	-3.16	2.49	-0.67	24.00	-24.67
	6345		SDM	AVG	26	36	25/29.4 (MCS11)	-6.06	-6.00	-3.02	2.49	-0.53	24.00	-24.53
	6345	79 (U)	SDM	AVG	26	36	25/29.4 (MCS11)	-5.89	-6.04	-2.96	2.49	-0.47	24.00	-24.47
	6505	111 (L)	SDM	AVG	26	0	25/29.4 (MCS11)	-6.36	-6.17	-3.26	2.37	-0.89	24.00	-24.89
	6505		SDM	AVG	26	36	25/29.4 (MCS11)	-6.32	-6.19	-3.25	2.37	-0.88	24.00	-24.88
	6505	111 (U)	SDM	AVG	26	36	25/29.4 (MCS11)	-6.34	-6.37	-3.34	2.37	-0.97	24.00	-24.97
	6665	143 (L)	SDM	AVG	26	0	25/29.4 (MCS11)	-6.48	-6.33	-3.39	2.25	-1.14	24.00	-25.14
	6665		SDM	AVG	26	36	25/29.4 (MCS11)	-6.40	-6.34	-3.36	2.25	-1.11	24.00	-25.11
	6665	143 (U)	SDM	AVG	26	36	25/29.4 (MCS11)	-6.26	-6.17	-3.20	2.25	-0.95	24.00	-24.95
	6825	175 (L)	SDM	AVG	26	0	25/29.4 (MCS11)	-6.33	-6.37	-3.34	2.25	-1.09	24.00	-25.09
	6825		SDM	AVG	26	36	25/29.4 (MCS11)	-6.34	-6.24	-3.28	2.25	-1.03	24.00	-25.03
	6825	175 (U)	SDM	AVG	26	36	25/29.4 (MCS11)	-6.12	-6.22	-3.16	2.25	-0.91	24.00	-24.91
	6985	207 (L)	SDM	AVG	26	0	25/29.4 (MCS11)	-6.06	-6.28	-3.16	1.83	-1.33	24.00	-25.33
	6985		SDM	AVG	26	36	25/29.4 (MCS11)	-6.11	-6.18	-3.13	1.83	-1.30	24.00	-25.30
	6985	207 (U)	SDM	AVG	26	36	25/29.4 (MCS11)	-6.32	-6.18	-3.23	1.83	-1.40	24.00	-25.40

Table 7-134. SDM Diversity 160MHz BW 802.11ax LPI Maximum Conducted Output Power and Max EIRP (RU26)

6GHz (20MHz Bandwidth)	Frequency [MHz]	Channel	Mode	Detector	RU Size	RU Index	Data Rate [Mbps]	Conducted Powers [dBm]			Ant. Gain [dBi]	Max e.i.r.p. [dBm]	Max e.i.r.p. Limit [dBm]	e.i.r.p. Margin [dB]
								Antenna 5T	Antenna 1b	Summed				
	5955	1	SDM	AVG	106	53	106.3/125 (MCS11)	-0.64	-0.53	2.43	2.49	4.92	24.00	-19.08
			SDM	AVG	106	54	106.3/125 (MCS11)	-0.58	-0.83	2.31	2.49	4.80	24.00	-19.20
	6175	45	SDM	AVG	106	53	106.3/125 (MCS11)	0.12	0.36	3.25	2.49	5.74	24.00	-18.26
			SDM	AVG	106	54	106.3/125 (MCS11)	0.27	0.15	3.22	2.49	5.71	24.00	-18.29
	6415	93	SDM	AVG	106	53	106.3/125 (MCS11)	-0.76	0.20	2.76	2.49	5.25	24.00	-18.75
			SDM	AVG	106	54	106.3/125 (MCS11)	-0.81	0.17	2.72	2.49	5.21	24.00	-18.79
	6435	97	SDM	AVG	106	53	106.3/125 (MCS11)	-0.92	-0.17	2.48	2.37	4.85	24.00	-19.15
			SDM	AVG	106	54	106.3/125 (MCS11)	-0.92	-0.19	2.47	2.37	4.84	24.00	-19.16
	6475	105	SDM	AVG	106	53	106.3/125 (MCS11)	-0.97	-0.18	2.45	2.37	4.82	24.00	-19.18
			SDM	AVG	106	54	106.3/125 (MCS11)	-0.91	-0.29	2.42	2.37	4.79	24.00	-19.21
	6515	113	SDM	AVG	106	53	106.3/125 (MCS11)	-0.92	-0.09	2.53	2.37	4.90	24.00	-19.10
			SDM	AVG	106	54	106.3/125 (MCS11)	-0.90	-0.10	2.53	2.37	4.90	24.00	-19.10
	6535	117	SDM	AVG	106	53	106.3/125 (MCS11)	-0.87	-0.14	2.52	2.25	4.77	24.00	-19.23
			SDM	AVG	106	54	106.3/125 (MCS11)	-0.82	-0.13	2.55	2.25	4.80	24.00	-19.20
	6695	149	SDM	AVG	106	53	106.3/125 (MCS11)	-0.50	-0.30	2.61	2.25	4.86	24.00	-19.14
			SDM	AVG	106	54	106.3/125 (MCS11)	-0.61	-0.16	2.63	2.25	4.88	24.00	-19.12
	6875	185	SDM	AVG	106	53	106.3/125 (MCS11)	-0.62	-0.06	2.68	2.25	4.93	24.00	-19.07
			SDM	AVG	106	54	106.3/125 (MCS11)	-0.72	-0.31	2.50	2.25	4.75	24.00	-19.25
	6895	189	SDM	AVG	106	53	106.3/125 (MCS11)	-0.93	-0.27	2.42	1.83	4.25	24.00	-19.75
			SDM	AVG	106	54	106.3/125 (MCS11)	-1.03	-0.05	2.50	1.83	4.33	24.00	-19.67
	6995	209	SDM	AVG	106	53	106.3/125 (MCS11)	-1.12	-0.03	2.47	1.83	4.30	24.00	-19.70
			SDM	AVG	106	54	106.3/125 (MCS11)	-1.23	-0.12	2.37	1.83	4.20	24.00	-19.80
	7095	229	SDM	AVG	106	53	106.3/125 (MCS11)	-0.96	-0.33	2.38	1.83	4.21	24.00	-19.79
			SDM	AVG	106	54	106.3/125 (MCS11)	-0.98	-0.22	2.43	1.83	4.26	24.00	-19.74

Table 7-135. SDM Diversity 20MHz BW 802.11ax LPI Maximum Conducted Output Power and Max EIRP (Highest Power Among Partially Loaded RU's)

FCC ID: BCGA2995		MEASUREMENT REPORT (CERTIFICATION)	Approved by: Technical Manager
Test Report S/N: 1C2405200018-25-R1.BCG	Test Dates: 5/20/2024 - 10/1/2024	EUT Type: Tablet Device	Page 150 of 693

6GHz (40MHz Bandwidth)	Frequency [MHz]	Channel	Mode	Detector	RU Size	RU Index	Data Rate [Mbps]	Conducted Powers [dBm]			Ant. Gain [dBi]	Max e.i.r.p. [dBm]	Max e.i.r.p. Limit [dBm]	e.i.r.p. Margin [dB]
								Antenna 5T	Antenna 1b	Summed				
								5965	3	SDM				
		SDM	AVG	242	62	243.8/286.8 (MCS11)	2.79	2.59	5.70	2.49	8.19	24.00	-15.81	
	6205	51	SDM	AVG	242	61	243.8/286.8 (MCS11)	3.10	3.13	6.12	2.49	8.61	24.00	-15.39
		SDM	AVG	242	62	243.8/286.8 (MCS11)	2.97	3.27	6.13	2.49	8.62	24.00	-15.38	
	6405	91	SDM	AVG	242	61	243.8/286.8 (MCS11)	2.64	2.70	5.68	2.49	8.17	24.00	-15.83
		SDM	AVG	242	62	243.8/286.8 (MCS11)	2.66	2.60	5.64	2.49	8.13	24.00	-15.87	
	6445	99	SDM	AVG	242	61	243.8/286.8 (MCS11)	2.80	2.91	5.86	2.37	8.23	24.00	-15.77
		SDM	AVG	242	62	243.8/286.8 (MCS11)	2.69	2.76	5.73	2.37	8.10	24.00	-15.90	
	6485	107	SDM	AVG	242	61	243.8/286.8 (MCS11)	2.93	2.68	5.82	2.37	8.19	24.00	-15.81
		SDM	AVG	242	62	243.8/286.8 (MCS11)	2.91	2.64	5.79	2.37	8.16	24.00	-15.84	
	6525	115	SDM	AVG	242	61	243.8/286.8 (MCS11)	2.88	2.84	5.87	2.25	8.12	24.00	-15.88
		SDM	AVG	242	62	243.8/286.8 (MCS11)	2.95	2.92	5.94	2.25	8.19	24.00	-15.81	
	6565	123	SDM	AVG	242	61	243.8/286.8 (MCS11)	2.72	2.83	5.78	2.25	8.03	24.00	-15.97
		SDM	AVG	242	62	243.8/286.8 (MCS11)	2.80	2.98	5.90	2.25	8.15	24.00	-15.85	
	6725	155	SDM	AVG	242	61	243.8/286.8 (MCS11)	2.87	2.73	5.81	2.25	8.06	24.00	-15.94
		SDM	AVG	242	62	243.8/286.8 (MCS11)	2.90	2.54	5.73	2.25	7.98	24.00	-16.02	
	6845	179	SDM	AVG	242	61	243.8/286.8 (MCS11)	2.84	2.65	5.75	1.83	7.58	24.00	-16.42
		SDM	AVG	242	62	243.8/286.8 (MCS11)	2.97	2.70	5.85	1.83	7.68	24.00	-16.32	
	6885	187	SDM	AVG	242	61	243.8/286.8 (MCS11)	2.77	2.64	5.71	1.83	7.54	24.00	-16.46
		SDM	AVG	242	62	243.8/286.8 (MCS11)	2.85	2.63	5.75	1.83	7.58	24.00	-16.42	
	6965	203	SDM	AVG	242	61	243.8/286.8 (MCS11)	2.78	2.96	5.88	1.83	7.71	24.00	-16.29
		SDM	AVG	242	62	243.8/286.8 (MCS11)	2.65	2.74	5.71	1.83	7.54	24.00	-16.46	
	7085	227	SDM	AVG	242	61	243.8/286.8 (MCS11)	2.80	2.73	5.78	1.83	7.61	24.00	-16.39
		SDM	AVG	242	62	243.8/286.8 (MCS11)	2.76	2.86	5.82	1.83	7.65	24.00	-16.35	


Table 7-136. SDM Diversity 40MHz BW 802.11ax LPI Maximum Conducted Output Power and Max EIRP (Highest Power Among Partially Loaded RU's)

6GHz (80MHz Bandwidth)	Frequency [MHz]	Channel	Mode	Detector	RU Size	RU Index	Data Rate [Mbps]	Conducted Powers [dBm]			Ant. Gain [dBi]	Max e.i.r.p. [dBm]	Max e.i.r.p. Limit [dBm]	e.i.r.p. Margin [dB]
								Antenna 5T	Antenna 1b	Summed				
								5985	7	SDM				
		SDM	AVG	484	66	487.5/573.5 (MCS11)	5.68	5.79	8.75	2.49	11.24	24.00	-12.76	
	6225	55	SDM	AVG	484	65	487.5/573.5 (MCS11)	6.24	6.14	9.20	2.49	11.69	24.00	-12.31
		SDM	AVG	484	66	487.5/573.5 (MCS11)	6.41	6.30	9.37	2.49	11.86	24.00	-12.14	
	6385	87	SDM	AVG	484	65	487.5/573.5 (MCS11)	6.08	6.15	9.13	2.49	11.62	24.00	-12.38
		SDM	AVG	484	66	487.5/573.5 (MCS11)	6.14	6.03	9.10	2.49	11.59	24.00	-12.41	
	6465	103	SDM	AVG	484	65	487.5/573.5 (MCS11)	5.69	5.70	8.71	2.37	11.08	24.00	-12.92
		SDM	AVG	484	66	487.5/573.5 (MCS11)	5.76	5.88	8.83	2.37	11.20	24.00	-12.80	
	6545	119	SDM	AVG	484	65	487.5/573.5 (MCS11)	5.59	5.84	8.73	2.25	10.98	24.00	-13.02
		SDM	AVG	484	66	487.5/573.5 (MCS11)	5.72	5.73	8.74	2.25	10.99	24.00	-13.01	
	6705	151	SDM	AVG	484	65	487.5/573.5 (MCS11)	5.72	5.75	8.75	2.25	11.00	24.00	-13.00
		SDM	AVG	484	66	487.5/573.5 (MCS11)	5.93	5.97	8.96	2.25	11.21	24.00	-12.79	
	6865	183	SDM	AVG	484	65	487.5/573.5 (MCS11)	5.73	5.84	8.79	2.25	11.04	24.00	-12.96
		SDM	AVG	484	66	487.5/573.5 (MCS11)	5.68	5.72	8.71	2.25	10.96	24.00	-13.04	
	6945	199	SDM	AVG	484	65	487.5/573.5 (MCS11)	5.97	5.84	8.91	1.83	10.74	24.00	-13.26
		SDM	AVG	484	66	487.5/573.5 (MCS11)	5.66	5.65	8.66	1.83	10.49	24.00	-13.51	
	7025	215	SDM	AVG	484	65	487.5/573.5 (MCS11)	5.72	5.84	8.79	1.83	10.62	24.00	-13.38
		SDM	AVG	484	66	487.5/573.5 (MCS11)	5.63	5.95	8.80	1.83	10.63	24.00	-13.37	

Table 7-137. SDM Diversity 80MHz BW 802.11ax LPI Maximum Conducted Output Power and Max EIRP (Highest Power Among Partially Loaded RU's)

6GHz (160MHz Bandwidth)	Frequency [MHz]	Channel	Mode	Detector	RU Size	RU Index	Data Rate [Mbps]	Conducted Powers [dBm]			Ant. Gain [dBi]	Max e.i.r.p. [dBm]	Max e.i.r.p. Limit [dBm]	e.i.r.p. Margin [dB]
								Antenna 5T	Antenna 1b	Summed				
								6025	15 (L)	SDM				
	6025	15 (U)	SDM	AVG	996	67	1020.8/1201 (MCS11)	8.97	8.66	11.83	2.49	14.32	24.00	-9.68
	6185	47 (L)	SDM	AVG	996	67	1020.8/1201 (MCS11)	9.20	9.14	12.18	2.49	14.67	24.00	-9.33
	6185	47 (U)	SDM	AVG	996	67	1020.8/1201 (MCS11)	9.14	9.47	12.32	2.49	14.81	24.00	-9.19
	6345	79 (L)	SDM	AVG	996	67	1020.8/1201 (MCS11)	8.83	9.02	11.94	2.49	14.43	24.00	-9.57
	6345	79 (U)	SDM	AVG	996	67	1020.8/1201 (MCS11)	8.99	9.01	12.01	2.49	14.50	24.00	-9.50
	6505	111 (L)	SDM	AVG	996	67	1020.8/1201 (MCS11)	8.91	8.81	11.87	2.37	14.24	24.00	-9.76
	6505	111 (U)	SDM	AVG	996	67	1020.8/1201 (MCS11)	8.88	8.95	11.92	2.37	14.29	24.00	-9.71
	6665	143 (L)	SDM	AVG	996	67	1020.8/1201 (MCS11)	8.62	8.84	11.74	2.25	13.99	24.00	-10.01
	6665	143 (U)	SDM	AVG	996	67	1020.8/1201 (MCS11)	8.62	8.74	11.69	2.25	13.94	24.00	-10.06
	6825	175 (L)	SDM	AVG	996	67	1020.8/1201 (MCS11)	8.71	8.69	11.71	2.25	13.96	24.00	-10.04
	6825	175 (U)	SDM	AVG	996	67	1020.8/1201 (MCS11)	8.73	8.82	11.78	2.25	14.03	24.00	-9.97
	6985	207 (L)	SDM	AVG	996	67	1020.8/1201 (MCS11)	8.75	8.65	11.71	1.83	13.54	24.00	-10.46
	6985	207 (U)	SDM	AVG	996	67	1020.8/1201 (MCS11)	8.83	8.76	11.80	1.83	13.63	24.00	-10.37

Table 7-138. SDM Diversity 160MHz BW 802.11ax LPI Maximum Conducted Output Power and Max EIRP (Highest Power Among Partially Loaded RU's)

FCC ID: BCGA2995		MEASUREMENT REPORT (CERTIFICATION)	Approved by: Technical Manager
Test Report S/N: 1C2405200018-25-R1.BCG	Test Dates: 5/20/2024 - 10/1/2024	EUT Type: Tablet Device	Page 151 of 693

6GHz (20MHz Bandwidth)	Frequency [MHz]	Channel	Mode	Detector	RU Size	RU Index	Data Rate [Mbps]	Conducted Powers [dBm]			Ant. Gain [dBi]	Max e.i.r.p. [dBm]	Max e.i.r.p. Limit [dBm]	e.i.r.p. Margin [dB]
								Antenna 5T	Antenna 1b	Summed				
	5955	1	SDM	AVG	242	61	243.8/286.8 (MCS11)	2.61	2.63	5.63	2.49	8.12	24.00	-15.88
	6175	45	SDM	AVG	242	61	243.8/286.8 (MCS11)	3.21	3.11	6.17	2.49	8.66	24.00	-15.34
	6415	93	SDM	AVG	242	61	243.8/286.8 (MCS11)	2.86	2.93	5.90	2.49	8.39	24.00	-15.61
	6435	97	SDM	AVG	242	61	243.8/286.8 (MCS11)	2.88	2.73	5.82	2.37	8.19	24.00	-15.81
	6475	105	SDM	AVG	242	61	243.8/286.8 (MCS11)	2.98	2.73	5.87	2.37	8.24	24.00	-15.76
	6515	113	SDM	AVG	242	61	243.8/286.8 (MCS11)	2.85	2.72	5.80	2.37	8.17	24.00	-15.83
	6535	117	SDM	AVG	242	61	243.8/286.8 (MCS11)	2.81	2.83	5.83	2.25	8.08	24.00	-15.92
	6695	149	SDM	AVG	242	61	243.8/286.8 (MCS11)	2.83	2.85	5.85	2.25	8.10	24.00	-15.90
	6875	185	SDM	AVG	242	61	243.8/286.8 (MCS11)	2.73	2.65	5.70	2.25	7.95	24.00	-16.05
	6895	189	SDM	AVG	242	61	243.8/286.8 (MCS11)	2.93	2.73	5.84	1.83	7.67	24.00	-16.33
	6995	209	SDM	AVG	242	61	243.8/286.8 (MCS11)	2.65	2.98	5.83	1.83	7.66	24.00	-16.34
	7095	229	SDM	AVG	242	61	243.8/286.8 (MCS11)	2.77	2.65	5.72	1.83	7.55	24.00	-16.45

Table 7-139. SDM Diversity 20MHz BW 802.11ax LPI Maximum Conducted Output Power and Max EIRP (Fully-loaded RU)

6GHz (40MHz Bandwidth)	Frequency [MHz]	Channel	Mode	Detector	RU Size	RU Index	Data Rate [Mbps]	Conducted Powers [dBm]			Ant. Gain [dBi]	Max e.i.r.p. [dBm]	Max e.i.r.p. Limit [dBm]	e.i.r.p. Margin [dB]
								Antenna 5T	Antenna 1b	Summed				
	5965	3	SDM	AVG	484	65	487.5/573.5 (MCS11)	5.90	5.70	8.81	2.49	11.30	24.00	-12.70
	6205	51	SDM	AVG	484	65	487.5/573.5 (MCS11)	6.47	6.43	9.46	2.49	11.95	24.00	-12.05
	6405	91	SDM	AVG	484	65	487.5/573.5 (MCS11)	6.15	6.20	9.19	2.49	11.68	24.00	-12.32
	6445	99	SDM	AVG	484	65	487.5/573.5 (MCS11)	5.62	5.99	8.82	2.37	11.19	24.00	-12.81
	6485	107	SDM	AVG	484	65	487.5/573.5 (MCS11)	5.99	5.47	8.75	2.37	11.12	24.00	-12.88
	6525	115	SDM	AVG	484	65	487.5/573.5 (MCS11)	5.72	5.72	8.73	2.62	11.35	24.00	-12.65
	6565	123	SDM	AVG	484	65	487.5/573.5 (MCS11)	5.69	5.99	8.86	2.25	11.11	24.00	-12.89
	6725	155	SDM	AVG	484	65	487.5/573.5 (MCS11)	5.86	5.67	8.77	2.25	11.02	24.00	-12.98
	6845	179	SDM	AVG	484	65	487.5/573.5 (MCS11)	5.79	5.73	8.77	2.25	11.02	24.00	-12.98
	6885	187	SDM	AVG	484	65	487.5/573.5 (MCS11)	5.63	5.47	8.56	1.83	10.39	24.00	-13.61
	6965	203	SDM	AVG	484	65	487.5/573.5 (MCS11)	5.67	5.62	8.66	1.83	10.49	24.00	-13.51
	7085	227	SDM	AVG	484	65	487.5/573.5 (MCS11)	5.89	5.67	8.79	1.83	10.62	24.00	-13.38


Table 7-140. SDM Diversity 40MHz BW 802.11ax LPI Maximum Conducted Output Power and Max EIRP (Fully-loaded RU)

6GHz (80MHz Bandwidth)	Frequency [MHz]	Channel	Mode	Detector	RU Size	RU Index	Data Rate [Mbps]	Conducted Powers [dBm]			Ant. Gain [dBi]	Max e.i.r.p. [dBm]	Max e.i.r.p. Limit [dBm]	e.i.r.p. Margin [dB]
								Antenna 5T	Antenna 1b	Summed				
	5985	7	SDM	AVG	996	67	1020.8/1201 (MCS11)	8.83	8.82	11.84	2.49	14.33	24.00	-9.67
	6225	55	SDM	AVG	996	67	1020.8/1201 (MCS11)	9.48	9.12	12.31	2.49	14.80	24.00	-9.20
	6385	87	SDM	AVG	996	67	1020.8/1201 (MCS11)	9.20	9.07	12.15	2.49	14.64	24.00	-9.36
	6465	103	SDM	AVG	996	67	1020.8/1201 (MCS11)	8.84	8.91	11.88	2.37	14.25	24.00	-9.75
	6545	119	SDM	AVG	996	67	1020.8/1201 (MCS11)	8.87	8.77	11.83	2.25	14.08	24.00	-9.92
	6705	151	SDM	AVG	996	67	1020.8/1201 (MCS11)	8.99	8.60	11.81	2.25	14.06	24.00	-9.94
	6865	183	SDM	AVG	996	67	1020.8/1201 (MCS11)	8.73	8.95	11.85	2.25	14.10	24.00	-9.90
	6945	199	SDM	AVG	996	67	1020.8/1201 (MCS11)	8.63	8.70	11.68	1.83	13.51	24.00	-10.49
	7025	215	SDM	AVG	996	67	1020.8/1201 (MCS11)	8.98	8.75	11.87	1.83	13.70	24.00	-10.30

Table 7-141. SDM Diversity 80MHz BW 802.11ax LPI Maximum Conducted Output Power and Max EIRP (Fully-loaded RU)

6GHz (160MHz Bandwidth)	Frequency [MHz]	Channel	Mode	Detector	RU Size	RU Index	Data Rate [Mbps]	Conducted Powers [dBm]			Ant. Gain [dBi]	Max e.i.r.p. [dBm]	Max e.i.r.p. Limit [dBm]	e.i.r.p. Margin [dB]
								Antenna 5T	Antenna 1b	Summed				
	6025	15	SDM	AVG	996x2	68	2041.6/2402 (MCS11)	11.47	11.47	14.48	2.49	16.97	24.00	-7.03
	6185	47	SDM	AVG	996x2	68	2041.6/2402 (MCS11)	11.71	11.99	14.86	2.49	17.35	24.00	-6.65
	6345	79	SDM	AVG	996x2	68	2041.6/2402 (MCS11)	11.61	11.59	14.61	2.49	17.10	24.00	-6.90
	6505	111	SDM	AVG	996x2	68	2041.6/2402 (MCS11)	11.16	11.34	14.26	2.37	16.63	24.00	-7.37
	6665	143	SDM	AVG	996x2	68	2041.6/2402 (MCS11)	11.39	11.25	14.33	2.25	16.58	24.00	-7.42
	6825	175	SDM	AVG	996x2	68	2041.6/2402 (MCS11)	11.30	11.10	14.21	2.25	16.46	24.00	-7.54
	6985	207	SDM	AVG	996x2	68	2041.6/2402 (MCS11)	11.29	11.42	14.37	1.83	16.20	24.00	-7.80

Table 7-142. SDM Diversity 160MHz BW 802.11ax LPI Maximum Conducted Output Power and Max EIRP (Fully-loaded RU)

FCC ID: BCGA2995		MEASUREMENT REPORT (CERTIFICATION)	Approved by: Technical Manager
Test Report S/N: 1C2405200018-25-R1.BCG	Test Dates: 5/20/2024 - 10/1/2024	EUT Type: Tablet Device	Page 152 of 693


### 7.3.11 Antenna 5T VLP Conducted Output Power Measurements

6GHz (20MHz Bandwidth)	Frequency [MHz]	Channel	Detector	RU Size	RU Index	Data Rate [Mbps]	Conducted Power [dBm]	Ant. Gain [dBi]	Max e.i.r.p. [dBm]	Max e.i.r.p. Limit [dBm]	e.i.r.p. Margin [dB]
	6115	33	AVG	106	53	53.1/62.5 (MCS11)	-2.04	3.70	1.66	14.00	-12.34
			AVG	106	54	53.1/62.5 (MCS11)	-2.07	3.70	1.64	14.00	-12.37
	6255	61	AVG	106	53	53.1/62.5 (MCS11)	-2.02	3.70	1.68	14.00	-12.32
			AVG	106	54	53.1/62.5 (MCS11)	-1.94	3.70	1.76	14.00	-12.24
	6415	93	AVG	106	53	53.1/62.5 (MCS11)	-1.84	3.70	1.86	14.00	-12.14
			AVG	106	54	53.1/62.5 (MCS11)	-1.82	3.70	1.88	14.00	-12.12
	6535	117	AVG	106	53	53.1/62.5 (MCS11)	-2.30	3.50	1.20	14.00	-12.80
			AVG	106	54	53.1/62.5 (MCS11)	-2.25	3.50	1.25	14.00	-12.75
	6695	149	AVG	106	53	53.1/62.5 (MCS11)	-2.24	3.50	1.26	14.00	-12.74
			AVG	106	54	53.1/62.5 (MCS11)	-2.29	3.50	1.21	14.00	-12.79
	6855	181	AVG	106	53	53.1/62.5 (MCS11)	-2.37	3.50	1.14	14.00	-12.87
AVG			106	54	53.1/62.5 (MCS11)	-2.30	3.50	1.20	14.00	-12.80	

Table 7-143. Antenna 5T 20MHz BW 802.11ax VLP Maximum Conducted Output Power and Max EIRP (Lowest Partially Loaded RU's)

6GHz (40MHz Bandwidth)	Frequency [MHz]	Channel	Detector	RU Size	RU Index	Data Rate [Mbps]	Conducted Power [dBm]	Ant. Gain [dBi]	Max e.i.r.p. [dBm]	Max e.i.r.p. Limit [dBm]	e.i.r.p. Margin [dB]
	6125	35	AVG	106	53	53.1/62.5 (MCS11)	-1.94	3.70	1.76	14.00	-12.24
			AVG	106	54	53.1/62.5 (MCS11)	-1.96	3.70	1.74	14.00	-12.26
			AVG	106	56	53.1/62.5 (MCS11)	-1.94	3.70	1.76	14.00	-12.24
	6245	59	AVG	106	53	53.1/62.5 (MCS11)	-2.12	3.70	1.59	14.00	-12.42
			AVG	106	54	53.1/62.5 (MCS11)	-1.90	3.70	1.80	14.00	-12.20
			AVG	106	56	53.1/62.5 (MCS11)	-1.85	3.70	1.85	14.00	-12.15
	6405	91	AVG	106	53	53.1/62.5 (MCS11)	-1.88	3.70	1.82	14.00	-12.18
			AVG	106	54	53.1/62.5 (MCS11)	-1.57	3.70	2.13	14.00	-11.87
			AVG	106	56	53.1/62.5 (MCS11)	-1.57	3.70	2.13	14.00	-11.87
	6565	123	AVG	106	53	53.1/62.5 (MCS11)	-2.04	3.50	1.46	14.00	-12.54
			AVG	106	54	53.1/62.5 (MCS11)	-2.12	3.50	1.38	14.00	-12.62
AVG			106	56	53.1/62.5 (MCS11)	-2.40	3.50	1.10	14.00	-12.90	
6725	155	AVG	106	53	53.1/62.5 (MCS11)	-2.04	3.50	1.46	14.00	-12.54	
		AVG	106	54	53.1/62.5 (MCS11)	-2.01	3.50	1.49	14.00	-12.51	
		AVG	106	56	53.1/62.5 (MCS11)	-2.18	3.50	1.32	14.00	-12.68	
6845	179	AVG	106	53	53.1/62.5 (MCS11)	-2.27	3.50	1.23	14.00	-12.77	
		AVG	106	54	53.1/62.5 (MCS11)	-2.37	3.50	1.13	14.00	-12.87	
		AVG	106	56	53.1/62.5 (MCS11)	-2.36	3.50	1.14	14.00	-12.86	

Table 7-144. Antenna 5T 40MHz BW 802.11ax VLP Maximum Conducted Output Power and Max EIRP (Lowest Partially Loaded RU's)

FCC ID: BCGA2995		MEASUREMENT REPORT (CERTIFICATION)	Approved by: Technical Manager
Test Report S/N: 1C2405200018-25-R1.BCG	Test Dates: 5/20/2024 - 10/1/2024	EUT Type: Tablet Device	Page 153 of 693

6GHz (80MHz Bandwidth)	Frequency [MHz]	Channel	Detector	RU Size	RU Index	Data Rate [Mbps]	Conducted Power [dBm]	Ant. Gain [dBi]	Max e.i.r.p. [dBm]	Max e.i.r.p. Limit [dBm]	e.i.r.p. Margin [dB]
	6145	39	AVG	106	53	53.1/62.5 (MCS11)	-1.80	3.70	1.90	14.00	-12.10
			AVG	106	56	53.1/62.5 (MCS11)	-1.79	3.70	1.91	14.00	-12.09
			AVG	106	60	53.1/62.5 (MCS11)	-1.77	3.70	1.93	14.00	-12.07
	6225	55	AVG	106	53	53.1/62.5 (MCS11)	-2.16	3.70	1.54	14.00	-12.46
			AVG	106	56	53.1/62.5 (MCS11)	-1.86	3.70	1.84	14.00	-12.16
			AVG	106	60	53.1/62.5 (MCS11)	-1.88	3.70	1.82	14.00	-12.18
	6385	87	AVG	106	53	53.1/62.5 (MCS11)	-1.90	3.70	1.80	14.00	-12.20
			AVG	106	56	53.1/62.5 (MCS11)	-1.78	3.70	1.92	14.00	-12.08
			AVG	106	60	53.1/62.5 (MCS11)	-1.87	3.70	1.83	14.00	-12.17
	6625	135	AVG	106	53	53.1/62.5 (MCS11)	-2.32	3.50	1.18	14.00	-12.82
			AVG	106	56	53.1/62.5 (MCS11)	-2.35	3.50	1.15	14.00	-12.85
AVG			106	60	53.1/62.5 (MCS11)	-2.31	3.50	1.19	14.00	-12.81	
6705	151	AVG	106	53	53.1/62.5 (MCS11)	-2.16	3.50	1.34	14.00	-12.66	
		AVG	106	56	53.1/62.5 (MCS11)	-2.36	3.50	1.14	14.00	-12.86	
		AVG	106	60	53.1/62.5 (MCS11)	-2.09	3.50	1.41	14.00	-12.59	
6785	167	AVG	106	53	53.1/62.5 (MCS11)	-2.21	3.50	1.29	14.00	-12.71	
		AVG	106	56	53.1/62.5 (MCS11)	-2.22	3.50	1.28	14.00	-12.72	
		AVG	106	60	53.1/62.5 (MCS11)	-2.07	3.50	1.43	14.00	-12.57	


Table 7-145. Antenna 5T 80MHz BW 802.11ax VLP Maximum Conducted Output Power and Max EIRP (Lowest Partially Loaded RU's)

6GHz (160MHz Bandwidth)	Frequency [MHz]	Channel	Detector	RU Size	RU Index	Data Rate [Mbps]	Conducted Power [dBm]	Ant. Gain [dBi]	Max e.i.r.p. [dBm]	Max e.i.r.p. Limit [dBm]	e.i.r.p. Margin [dB]
	6185	47 (L)	AVG	106	53	53.1/62.5 (MCS11)	-1.82	3.70	1.88	14.00	-12.12
	6185		AVG	106	60	53.1/62.5 (MCS11)	-1.88	3.70	1.83	14.00	-12.18
	6185	47 (U)	AVG	106	60	53.1/62.5 (MCS11)	-2.06	3.70	1.64	14.00	-12.36
	6345	79 (L)	AVG	106	53	53.1/62.5 (MCS11)	-1.51	3.70	2.19	14.00	-11.81
	6345		AVG	106	60	53.1/62.5 (MCS11)	-1.55	3.70	2.15	14.00	-11.85
	6345	79 (U)	AVG	106	60	53.1/62.5 (MCS11)	-1.62	3.70	2.08	14.00	-11.92
	6665	143 (L)	AVG	106	53	53.1/62.5 (MCS11)	-2.26	3.50	1.24	14.00	-12.76
	6665		AVG	106	60	53.1/62.5 (MCS11)	-2.29	3.50	1.21	14.00	-12.79
	6665	143 (U)	AVG	106	60	53.1/62.5 (MCS11)	-2.14	3.50	1.36	14.00	-12.64

Table 7-146. Antenna 5T 160MHz BW 802.11ax VLP Maximum Conducted Output Power and Max EIRP (Lowest Partially Loaded RU's)

6GHz (40MHz Bandwidth)	Frequency [MHz]	Channel	Detector	RU Size	RU Index	Data Rate [Mbps]	Conducted Power [dBm]	Ant. Gain [dBi]	Max e.i.r.p. [dBm]	Max e.i.r.p. Limit [dBm]	e.i.r.p. Margin [dB]
	6125	35	AVG	242	61	121.9/143.4 (MCS11)	1.04	3.70	4.74	14.00	-9.26
			AVG	242	62	121.9/143.4 (MCS11)	1.05	3.70	4.75	14.00	-9.25
	6245	59	AVG	242	61	121.9/143.4 (MCS11)	0.82	3.70	4.52	14.00	-9.48
			AVG	242	62	121.9/143.4 (MCS11)	1.04	3.70	4.74	14.00	-9.27
	6405	91	AVG	242	61	121.9/143.4 (MCS11)	1.12	3.70	4.82	14.00	-9.18
			AVG	242	62	121.9/143.4 (MCS11)	1.12	3.70	4.82	14.00	-9.18
	6565	123	AVG	242	61	121.9/143.4 (MCS11)	0.74	3.50	4.24	14.00	-9.77
			AVG	242	62	121.9/143.4 (MCS11)	0.53	3.50	4.03	14.00	-9.97
	6725	155	AVG	242	61	121.9/143.4 (MCS11)	0.74	3.50	4.24	14.00	-9.76
			AVG	242	62	121.9/143.4 (MCS11)	0.49	3.50	3.99	14.00	-10.01
	6845	179	AVG	242	61	121.9/143.4 (MCS11)	0.87	3.50	4.37	14.00	-9.63
			AVG	242	62	121.9/143.4 (MCS11)	0.67	3.50	4.17	14.00	-9.84

Table 7-147. Antenna 5T 40MHz BW 802.11ax VLP Maximum Conducted Output Power and Max EIRP (Highest Power Among Partially Loaded RU's)

FCC ID: BCGA2995		MEASUREMENT REPORT (CERTIFICATION)	Approved by: Technical Manager
Test Report S/N: 1C2405200018-25-R1.BCG	Test Dates: 5/20/2024 - 10/1/2024	EUT Type: Tablet Device	Page 154 of 693

6GHz (80MHz Bandwidth)	Frequency [MHz]	Channel	Detector	RU Size	RU Index	Data Rate [Mbps]	Conducted Power [dBm]	Ant. Gain [dBi]	Max e.i.r.p. [dBm]	Max e.i.r.p. Limit [dBm]	e.i.r.p. Margin [dB]
	6145	39	AVG	484	65	243.8/286.8 (MCS11)	4.03	3.70	7.73	14.00	-6.27
			AVG	484	66	243.8/286.8 (MCS11)	4.01	3.70	7.71	14.00	-6.29
	6225	55	AVG	484	65	243.8/286.8 (MCS11)	3.88	3.70	7.58	14.00	-6.42
			AVG	484	66	243.8/286.8 (MCS11)	3.94	3.70	7.64	14.00	-6.36
	6385	87	AVG	484	65	243.8/286.8 (MCS11)	4.37	3.70	8.07	14.00	-5.93
			AVG	484	66	243.8/286.8 (MCS11)	4.30	3.70	8.00	14.00	-6.00
	6625	135	AVG	484	65	243.8/286.8 (MCS11)	3.66	3.50	7.16	14.00	-6.84
			AVG	484	66	243.8/286.8 (MCS11)	3.65	3.50	7.15	14.00	-6.85
	6705	151	AVG	484	65	243.8/286.8 (MCS11)	3.66	3.50	7.16	14.00	-6.84
			AVG	484	66	243.8/286.8 (MCS11)	3.81	3.50	7.31	14.00	-6.69
	6785	167	AVG	484	65	243.8/286.8 (MCS11)	3.85	3.50	7.35	14.00	-6.65
AVG			484	66	243.8/286.8 (MCS11)	3.76	3.50	7.26	14.00	-6.74	

Table 7-148. Antenna 5T 80MHz BW 802.11ax VLP Maximum Conducted Output Power and Max EIRP (Highest Power Among Partially Loaded RU's)

6GHz (160MHz Bandwidth)	Frequency [MHz]	Channel	Detector	RU Size	RU Index	Data Rate [Mbps]	Conducted Power [dBm]	Ant. Gain [dBi]	Max e.i.r.p. [dBm]	Max e.i.r.p. Limit [dBm]	e.i.r.p. Margin [dB]
	6185	47 (L)	AVG	996	67	510.4/600.5 (MCS11)	6.94	3.70	10.64	14.00	-3.36
	6185	47 (U)	AVG	996	67	510.4/600.5 (MCS11)	6.94	3.70	10.64	14.00	-3.36
	6345	79 (L)	AVG	996	67	510.4/600.5 (MCS11)	7.42	3.70	11.12	14.00	-2.88
	6345	79 (U)	AVG	996	67	510.4/600.5 (MCS11)	7.41	3.70	11.11	14.00	-2.89
	6665	143 (L)	AVG	996	67	510.4/600.5 (MCS11)	6.77	3.50	10.27	14.00	-3.73
	6665	143 (U)	AVG	996	67	510.4/600.5 (MCS11)	6.77	3.50	10.27	14.00	-3.73


Table 7-149. Antenna 5T 160MHz BW 802.11ax VLP Maximum Conducted Output Power and Max EIRP (Highest Power Among Partially Loaded RU's)

6GHz (20MHz Bandwidth)	Frequency [MHz]	Channel	Detector	RU Size	RU Index	Data Rate [Mbps]	Conducted Power [dBm]	Ant. Gain [dBi]	Max e.i.r.p. [dBm]	Max e.i.r.p. Limit [dBm]	e.i.r.p. Margin [dB]
	6115	33	AVG	242	61	121.9/143.4 (MCS11)	0.81	3.70	4.51	14.00	-9.49
	6255	61	AVG	242	61	121.9/143.4 (MCS11)	1.18	3.70	4.88	14.00	-9.12
	6415	93	AVG	242	61	121.9/143.4 (MCS11)	1.18	3.70	4.88	14.00	-9.12
	6535	117	AVG	242	61	121.9/143.4 (MCS11)	0.98	3.50	4.48	14.00	-9.52
	6695	149	AVG	242	61	121.9/143.4 (MCS11)	0.73	3.50	4.23	14.00	-9.77
	6855	181	AVG	242	61	121.9/143.4 (MCS11)	0.61	3.50	4.11	14.00	-9.89

Table 7-150. Antenna 5T 20MHz BW 802.11ax VLP Maximum Conducted Output Power and Max EIRP (Fully-loaded RU)

6GHz (40MHz Bandwidth)	Frequency [MHz]	Channel	Detector	RU Size	RU Index	Data Rate [Mbps]	Conducted Power [dBm]	Ant. Gain [dBi]	Max e.i.r.p. [dBm]	Max e.i.r.p. Limit [dBm]	e.i.r.p. Margin [dB]
	6125	35	AVG	484	65	243.8/286.8 (MCS11)	4.01	3.70	7.71	14.00	-6.29
	6245	59	AVG	484	65	243.8/286.8 (MCS11)	4.04	3.70	7.74	14.00	-6.26
	6405	91	AVG	484	65	243.8/286.8 (MCS11)	4.38	3.70	8.08	14.00	-5.93
	6565	123	AVG	484	65	243.8/286.8 (MCS11)	3.92	3.50	7.42	14.00	-6.58
	6725	155	AVG	484	65	243.8/286.8 (MCS11)	3.78	3.50	7.28	14.00	-6.72
	6845	179	AVG	484	65	243.8/286.8 (MCS11)	3.77	3.50	7.27	14.00	-6.73

Table 7-151. Antenna 5T 40MHz BW 802.11ax VLP Maximum Conducted Output Power and Max EIRP (Fully-loaded RU)


FCC ID: BCGA2995		MEASUREMENT REPORT (CERTIFICATION)	Approved by: Technical Manager
Test Report S/N: 1C2405200018-25-R1.BCG	Test Dates: 5/20/2024 - 10/1/2024	EUT Type: Tablet Device	Page 155 of 693

6GHz (80MHz Bandwidth)	Frequency [MHz]	Channel	Detector	RU Size	RU Index	Data Rate [Mbps]	Conducted Power [dBm]	Ant. Gain [dBi]	Max e.i.r.p. [dBm]	Max e.i.r.p. Limit [dBm]	e.i.r.p. Margin [dB]
	6145	39	AVG	996	67	510.4/600.5 (MCS11)	7.04	3.70	10.74	14.00	-3.26
	6225	55	AVG	996	67	510.4/600.5 (MCS11)	7.05	3.70	10.75	14.00	-3.25
	6385	87	AVG	996	67	510.4/600.5 (MCS11)	7.21	3.70	10.91	14.00	-3.09
	6625	135	AVG	996	67	510.4/600.5 (MCS11)	6.65	3.50	10.15	14.00	-3.85
	6705	151	AVG	996	67	510.4/600.5 (MCS11)	6.61	3.50	10.11	14.00	-3.89
	6785	167	AVG	996	67	510.4/600.5 (MCS11)	6.86	3.50	10.36	14.00	-3.65

**Table 7-152. Antenna 5T 80MHz BW 802.11ax VLP Maximum Conducted Output Power and Max EIRP (Fully-loaded RU)**

6GHz (160MHz Bandwidth)	Frequency [MHz]	Channel	Detector	RU Size	RU Index	Data Rate [Mbps]	Conducted Power [dBm]	Ant. Gain [dBi]	Max e.i.r.p. [dBm]	Max e.i.r.p. Limit [dBm]	e.i.r.p. Margin [dB]
	6185	47	AVG	996x2	68	1020.8/1201 (MCS11)	9.71	3.70	13.41	14.00	-0.59
	6345	79	AVG	996x2	68	1020.8/1201 (MCS11)	9.76	3.70	13.46	14.00	-0.54
	6665	143	AVG	996x2	68	1020.8/1201 (MCS11)	9.48	3.50	12.98	14.00	-1.02

**Table 7-153. Antenna 5T 160MHz BW 802.11ax VLP Maximum Conducted Output Power and Max EIRP (Fully-loaded RU)**

FCC ID: BCGA2995		MEASUREMENT REPORT (CERTIFICATION)	Approved by: Technical Manager
Test Report S/N: 1C2405200018-25-R1.BCG	Test Dates: 5/20/2024 - 10/1/2024	EUT Type: Tablet Device	Page 156 of 693


### 7.3.12 Antenna 3b VLP Conducted Output Power Measurements

6GHz (20MHz Bandwidth)	Frequency [MHz]	Channel	Detector	RU Size	RU Index	Data Rate [Mbps]	Conducted Power [dBm]	Ant. Gain [dBi]	Max e.i.r.p. [dBm]	Max e.i.r.p. Limit [dBm]	e.i.r.p. Margin [dB]
	6115	33	AVG	106	53	53.1/62.5 (MCS11)	-2.13	0.60	-1.53	14.00	-15.53
			AVG	106	54	53.1/62.5 (MCS11)	-1.98	0.60	-1.38	14.00	-15.38
	6255	61	AVG	106	53	53.1/62.5 (MCS11)	-1.91	0.60	-1.31	14.00	-15.31
			AVG	106	54	53.1/62.5 (MCS11)	-1.92	0.60	-1.32	14.00	-15.32
	6415	93	AVG	106	53	53.1/62.5 (MCS11)	-1.88	0.60	-1.28	14.00	-15.28
			AVG	106	54	53.1/62.5 (MCS11)	-1.89	0.60	-1.29	14.00	-15.29
	6535	117	AVG	106	53	53.1/62.5 (MCS11)	-2.25	0.60	-1.65	14.00	-15.65
			AVG	106	54	53.1/62.5 (MCS11)	-2.21	0.60	-1.61	14.00	-15.61
	6695	149	AVG	106	53	53.1/62.5 (MCS11)	-2.33	0.60	-1.73	14.00	-15.73
			AVG	106	54	53.1/62.5 (MCS11)	-2.38	0.60	-1.78	14.00	-15.78
	6855	181	AVG	106	53	53.1/62.5 (MCS11)	-2.20	0.60	-1.60	14.00	-15.60
AVG			106	54	53.1/62.5 (MCS11)	-2.22	0.60	-1.62	14.00	-15.62	

Table 7-154. Antenna 3b 20MHz BW 802.11ax VLP Maximum Conducted Output Power and Max EIRP (Lowest Partially Loaded RU's)

6GHz (40MHz Bandwidth)	Frequency [MHz]	Channel	Detector	RU Size	RU Index	Data Rate [Mbps]	Conducted Power [dBm]	Ant. Gain [dBi]	Max e.i.r.p. [dBm]	Max e.i.r.p. Limit [dBm]	e.i.r.p. Margin [dB]
	6125	35	AVG	106	53	53.1/62.5 (MCS11)	-1.85	0.60	-1.25	14.00	-15.25
			AVG	106	54	53.1/62.5 (MCS11)	-1.99	0.60	-1.39	14.00	-15.39
			AVG	106	56	53.1/62.5 (MCS11)	-2.01	0.60	-1.41	14.00	-15.41
	6245	59	AVG	106	53	53.1/62.5 (MCS11)	-1.89	0.60	-1.29	14.00	-15.29
			AVG	106	54	53.1/62.5 (MCS11)	-1.98	0.60	-1.38	14.00	-15.38
	6405	91	AVG	106	56	53.1/62.5 (MCS11)	-2.06	0.60	-1.46	14.00	-15.46
			AVG	106	53	53.1/62.5 (MCS11)	-1.54	0.60	-0.94	14.00	-14.94
	6405	91	AVG	106	54	53.1/62.5 (MCS11)	-1.79	0.60	-1.19	14.00	-15.19
			AVG	106	56	53.1/62.5 (MCS11)	-1.63	0.60	-1.03	14.00	-15.03
			AVG	106	53	53.1/62.5 (MCS11)	-2.19	0.60	-1.59	14.00	-15.59
	6565	123	AVG	106	54	53.1/62.5 (MCS11)	-2.23	0.60	-1.63	14.00	-15.63
AVG			106	56	53.1/62.5 (MCS11)	-2.07	0.60	-1.47	14.00	-15.47	
6725	155	AVG	106	53	53.1/62.5 (MCS11)	-2.21	0.60	-1.61	14.00	-15.61	
		AVG	106	54	53.1/62.5 (MCS11)	-2.27	0.60	-1.67	14.00	-15.67	
		AVG	106	56	53.1/62.5 (MCS11)	-2.46	0.60	-1.86	14.00	-15.86	
6845	179	AVG	106	53	53.1/62.5 (MCS11)	-2.32	0.60	-1.72	14.00	-15.72	
		AVG	106	54	53.1/62.5 (MCS11)	-2.01	0.60	-1.41	14.00	-15.41	
AVG	106	56	53.1/62.5 (MCS11)	-2.34	0.60	-1.74	14.00	-15.74			

Table 7-155. Antenna 3b 40MHz BW 802.11ax VLP Maximum Conducted Output Power and Max EIRP (Lowest Partially Loaded RU's)

FCC ID: BCGA2995		MEASUREMENT REPORT (CERTIFICATION)	Approved by: Technical Manager
Test Report S/N: 1C2405200018-25-R1.BCG	Test Dates: 5/20/2024 - 10/1/2024	EUT Type: Tablet Device	Page 157 of 693



6GHz (80MHz Bandwidth)	Frequency [MHz]	Channel	Detector	RU Size	RU Index	Data Rate [Mbps]	Conducted Power [dBm]	Ant. Gain [dBi]	Max e.i.r.p. [dBm]	Max e.i.r.p. Limit [dBm]	e.i.r.p. Margin [dB]
	6145	39	AVG	106	53	53.1/62.5 (MCS11)	-2.04	0.60	-1.44	14.00	-15.44
			AVG	106	56	53.1/62.5 (MCS11)	-1.99	0.60	-1.39	14.00	-15.39
			AVG	106	60	53.1/62.5 (MCS11)	-1.96	0.60	-1.36	14.00	-15.36
	6225	55	AVG	106	53	53.1/62.5 (MCS11)	-2.06	0.60	-1.46	14.00	-15.46
			AVG	106	56	53.1/62.5 (MCS11)	-1.97	0.60	-1.37	14.00	-15.37
			AVG	106	60	53.1/62.5 (MCS11)	-1.92	0.60	-1.32	14.00	-15.32
	6385	87	AVG	106	53	53.1/62.5 (MCS11)	-1.70	0.60	-1.10	14.00	-15.10
			AVG	106	56	53.1/62.5 (MCS11)	-1.57	0.60	-0.97	14.00	-14.97
			AVG	106	60	53.1/62.5 (MCS11)	-1.85	0.60	-1.25	14.00	-15.25
	6625	135	AVG	106	53	53.1/62.5 (MCS11)	-2.50	0.60	-1.90	14.00	-15.90
			AVG	106	56	53.1/62.5 (MCS11)	-2.03	0.60	-1.43	14.00	-15.43
AVG			106	60	53.1/62.5 (MCS11)	-2.55	0.60	-1.95	14.00	-15.95	
6705	151	AVG	106	53	53.1/62.5 (MCS11)	-2.51	0.60	-1.91	14.00	-15.91	
		AVG	106	56	53.1/62.5 (MCS11)	-2.13	0.60	-1.53	14.00	-15.53	
		AVG	106	60	53.1/62.5 (MCS11)	-2.37	0.60	-1.77	14.00	-15.77	
6785	167	AVG	106	53	53.1/62.5 (MCS11)	-2.05	0.60	-1.45	14.00	-15.45	
		AVG	106	56	53.1/62.5 (MCS11)	-2.33	0.60	-1.73	14.00	-15.73	
		AVG	106	60	53.1/62.5 (MCS11)	-2.07	0.60	-1.47	14.00	-15.47	


Table 7-156. Antenna 3b 80MHz BW 802.11ax VLP Maximum Conducted Output Power and Max EIRP (Lowest Partially Loaded RU's)

6GHz (160MHz Bandwidth)	Frequency [MHz]	Channel	Detector	RU Size	RU Index	Data Rate [Mbps]	Conducted Power [dBm]	Ant. Gain [dBi]	Max e.i.r.p. [dBm]	Max e.i.r.p. Limit [dBm]	e.i.r.p. Margin [dB]
	6185	47 (L)	AVG	106	53	53.1/62.5 (MCS11)	-2.12	0.60	-1.52	14.00	-15.52
	6185		AVG	106	60	53.1/62.5 (MCS11)	-1.98	0.60	-1.38	14.00	-15.38
	6185	47 (U)	AVG	106	60	53.1/62.5 (MCS11)	-2.15	0.60	-1.55	14.00	-15.55
	6345	79 (L)	AVG	106	53	53.1/62.5 (MCS11)	-1.95	0.60	-1.35	14.00	-15.35
	6345		AVG	106	60	53.1/62.5 (MCS11)	-1.72	0.60	-1.12	14.00	-15.12
	6345	79 (U)	AVG	106	60	53.1/62.5 (MCS11)	-1.88	0.60	-1.28	14.00	-15.28
	6665	143 (L)	AVG	106	53	53.1/62.5 (MCS11)	-2.08	0.60	-1.48	14.00	-15.48
	6665		AVG	106	60	53.1/62.5 (MCS11)	-2.31	0.60	-1.71	14.00	-15.71
	6665	143 (U)	AVG	106	60	53.1/62.5 (MCS11)	-2.15	0.60	-1.55	14.00	-15.55

Table 7-157. Antenna 3b 160MHz BW 802.11ax VLP Maximum Conducted Output Power and Max EIRP (Lowest Partially Loaded RU's)

6GHz (40MHz Bandwidth)	Frequency [MHz]	Channel	Detector	RU Size	RU Index	Data Rate [Mbps]	Conducted Power [dBm]	Ant. Gain [dBi]	Max e.i.r.p. [dBm]	Max e.i.r.p. Limit [dBm]	e.i.r.p. Margin [dB]
	6125	35	AVG	242	61	121.9/143.4 (MCS11)	0.93	0.60	1.53	14.00	-12.47
			AVG	242	62	121.9/143.4 (MCS11)	1.01	0.60	1.61	14.00	-12.39
	6245	59	AVG	242	61	121.9/143.4 (MCS11)	1.16	0.60	1.76	14.00	-12.24
			AVG	242	62	121.9/143.4 (MCS11)	1.09	0.60	1.69	14.00	-12.31
	6405	91	AVG	242	61	121.9/143.4 (MCS11)	1.47	0.60	2.07	14.00	-11.93
			AVG	242	62	121.9/143.4 (MCS11)	1.46	0.60	2.06	14.00	-11.94
	6565	123	AVG	242	61	121.9/143.4 (MCS11)	0.82	0.60	1.42	14.00	-12.58
			AVG	242	62	121.9/143.4 (MCS11)	0.81	0.60	1.41	14.00	-12.59
	6725	155	AVG	242	61	121.9/143.4 (MCS11)	0.87	0.60	1.47	14.00	-12.53
			AVG	242	62	121.9/143.4 (MCS11)	0.68	0.60	1.28	14.00	-12.72
	6845	179	AVG	242	61	121.9/143.4 (MCS11)	0.83	0.60	1.43	14.00	-12.58
			AVG	242	62	121.9/143.4 (MCS11)	1.00	0.60	1.60	14.00	-12.40

Table 7-158. Antenna 3b 40MHz BW 802.11ax VLP Maximum Conducted Output Power and Max EIRP (Highest Power Among Partially Loaded RU's)

FCC ID: BCGA2995		MEASUREMENT REPORT (CERTIFICATION)	Approved by: Technical Manager
Test Report S/N: 1C2405200018-25-R1.BCG	Test Dates: 5/20/2024 - 10/1/2024	EUT Type: Tablet Device	Page 158 of 693

6GHz (80MHz Bandwidth)	Frequency [MHz]	Channel	Detector	RU Size	RU Index	Data Rate [Mbps]	Conducted Power [dBm]	Ant. Gain [dBi]	Max e.i.r.p. [dBm]	Max e.i.r.p. Limit [dBm]	e.i.r.p. Margin [dB]
	6145	39	AVG	484	65	243.8/286.8 (MCS11)	4.04	0.60	4.64	14.00	-9.36
			AVG	484	66	243.8/286.8 (MCS11)	4.01	0.60	4.61	14.00	-9.39
	6225	55	AVG	484	65	243.8/286.8 (MCS11)	4.00	0.60	4.60	14.00	-9.40
			AVG	484	66	243.8/286.8 (MCS11)	4.09	0.60	4.69	14.00	-9.31
	6385	87	AVG	484	65	243.8/286.8 (MCS11)	4.40	0.60	5.00	14.00	-9.00
			AVG	484	66	243.8/286.8 (MCS11)	4.30	0.60	4.90	14.00	-9.10
	6625	135	AVG	484	65	243.8/286.8 (MCS11)	3.77	0.60	4.37	14.00	-9.63
			AVG	484	66	243.8/286.8 (MCS11)	3.92	0.60	4.52	14.00	-9.48
	6705	151	AVG	484	65	243.8/286.8 (MCS11)	3.88	0.60	4.48	14.00	-9.53
			AVG	484	66	243.8/286.8 (MCS11)	3.78	0.60	4.38	14.00	-9.62
	6785	167	AVG	484	65	243.8/286.8 (MCS11)	3.78	0.60	4.38	14.00	-9.62
AVG			484	66	243.8/286.8 (MCS11)	3.96	0.60	4.56	14.00	-9.44	

Table 7-159. Antenna 3b 80MHz BW 802.11ax VLP Maximum Conducted Output Power and Max EIRP (Highest Power Among Partially Loaded RU's)

6GHz (160MHz Bandwidth)	Frequency [MHz]	Channel	Detector	RU Size	RU Index	Data Rate [Mbps]	Conducted Power [dBm]	Ant. Gain [dBi]	Max e.i.r.p. [dBm]	Max e.i.r.p. Limit [dBm]	e.i.r.p. Margin [dB]
	6185	47 (L)	AVG	996	67	510.4/600.5 (MCS11)	7.05	0.60	7.65	14.00	-6.35
	6185	47 (U)	AVG	996	67	510.4/600.5 (MCS11)	6.86	0.60	7.46	14.00	-6.54
	6345	79 (L)	AVG	996	67	510.4/600.5 (MCS11)	7.16	0.60	7.76	14.00	-6.24
	6345	79 (U)	AVG	996	67	510.4/600.5 (MCS11)	7.16	0.60	7.76	14.00	-6.24
	6665	143 (L)	AVG	996	67	510.4/600.5 (MCS11)	6.76	0.60	7.36	14.00	-6.64
	6665	143 (U)	AVG	996	67	510.4/600.5 (MCS11)	6.75	0.60	7.35	14.00	-6.65


Table 7-160. Antenna 3b 160MHz BW 802.11ax VLP Maximum Conducted Output Power and Max EIRP (Highest Power Among Partially Loaded RU's)

6GHz (20MHz Bandwidth)	Frequency [MHz]	Channel	Detector	RU Size	RU Index	Data Rate [Mbps]	Conducted Power [dBm]	Ant. Gain [dBi]	Max e.i.r.p. [dBm]	Max e.i.r.p. Limit [dBm]	e.i.r.p. Margin [dB]
	6115	33	AVG	242	61	121.9/143.4 (MCS11)	1.05	0.60	1.65	14.00	-12.35
	6255	61	AVG	242	61	121.9/143.4 (MCS11)	1.10	0.60	1.70	14.00	-12.30
	6415	93	AVG	242	61	121.9/143.4 (MCS11)	1.10	0.60	1.70	14.00	-12.30
	6535	117	AVG	242	61	121.9/143.4 (MCS11)	0.52	0.60	1.12	14.00	-12.88
	6695	149	AVG	242	61	121.9/143.4 (MCS11)	0.94	0.60	1.54	14.00	-12.46
	6855	181	AVG	242	61	121.9/143.4 (MCS11)	0.89	0.60	1.49	14.00	-12.51

Table 7-161. Antenna 3b 20MHz BW 802.11ax VLP Maximum Conducted Output Power and Max EIRP (Fully-loaded RU)

6GHz (40MHz Bandwidth)	Frequency [MHz]	Channel	Detector	RU Size	RU Index	Data Rate [Mbps]	Conducted Power [dBm]	Ant. Gain [dBi]	Max e.i.r.p. [dBm]	Max e.i.r.p. Limit [dBm]	e.i.r.p. Margin [dB]
	6125	35	AVG	484	65	243.8/286.8 (MCS11)	4.17	0.60	4.77	14.00	-9.23
	6245	59	AVG	484	65	243.8/286.8 (MCS11)	4.06	0.60	4.66	14.00	-9.34
	6405	91	AVG	484	65	243.8/286.8 (MCS11)	4.24	0.60	4.84	14.00	-9.16
	6565	123	AVG	484	65	243.8/286.8 (MCS11)	3.66	0.60	4.26	14.00	-9.74
	6725	155	AVG	484	65	243.8/286.8 (MCS11)	3.85	0.60	4.45	14.00	-9.55
	6845	179	AVG	484	65	243.8/286.8 (MCS11)	3.91	0.60	4.51	14.00	-9.49

Table 7-162. Antenna 3b 40MHz BW 802.11ax VLP Maximum Conducted Output Power and Max EIRP (Fully-loaded RU)


FCC ID: BCGA2995			MEASUREMENT REPORT (CERTIFICATION)	Approved by: Technical Manager
Test Report S/N: 1C2405200018-25-R1.BCG	Test Dates: 5/20/2024 - 10/1/2024	EUT Type: Tablet Device	Page 159 of 693	

6GHz (80MHz Bandwidth)	Frequency [MHz]	Channel	Detector	RU Size	RU Index	Data Rate [Mbps]	Conducted Power [dBm]	Ant. Gain [dBi]	Max e.i.r.p. [dBm]	Max e.i.r.p. Limit [dBm]	e.i.r.p. Margin [dB]
	6145	39	AVG	996	67	510.4/600.5 (MCS11)	7.04	0.60	7.64	14.00	-6.36
	6225	55	AVG	996	67	510.4/600.5 (MCS11)	6.89	0.60	7.49	14.00	-6.52
	6385	87	AVG	996	67	510.4/600.5 (MCS11)	7.41	0.60	8.01	14.00	-5.99
	6625	135	AVG	996	67	510.4/600.5 (MCS11)	6.91	0.60	7.51	14.00	-6.49
	6705	151	AVG	996	67	510.4/600.5 (MCS11)	6.71	0.60	7.31	14.00	-6.69
	6785	167	AVG	996	67	510.4/600.5 (MCS11)	6.91	0.60	7.51	14.00	-6.49

Table 7-163. Antenna 3b 80MHz BW 802.11ax VLP Maximum Conducted Output Power and Max EIRP (Fully-loaded RU)

6GHz (160MHz Bandwidth)	Frequency [MHz]	Channel	Detector	RU Size	RU Index	Data Rate [Mbps]	Conducted Power [dBm]	Ant. Gain [dBi]	Max e.i.r.p. [dBm]	Max e.i.r.p. Limit [dBm]	e.i.r.p. Margin [dB]
	6185	47	AVG	996x2	68	1020.8/1201 (MCS11)	9.69	0.60	10.29	14.00	-3.71
	6345	79	AVG	996x2	68	1020.8/1201 (MCS11)	9.80	0.60	10.40	14.00	-3.60
	6665	143	AVG	996x2	68	1020.8/1201 (MCS11)	9.35	0.60	9.95	14.00	-4.05

Table 7-164. Antenna 3b 160MHz BW 802.11ax VLP Maximum Conducted Output Power and Max EIRP (Fully-loaded RU)

FCC ID: BCGA2995			MEASUREMENT REPORT (CERTIFICATION)	Approved by: Technical Manager
Test Report S/N: 1C2405200018-25-R1.BCG	Test Dates: 5/20/2024 - 10/1/2024	EUT Type: Tablet Device		Page 160 of 693


### 7.3.13 Antenna 1b VLP Conducted Output Power Measurements

6GHz (20MHz Bandwidth)	Frequency [MHz]	Channel	Detector	RU Size	RU Index	Data Rate [Mbps]	Conducted Power [dBm]	Ant. Gain [dBi]	Max e.i.r.p. [dBm]	Max e.i.r.p. Limit [dBm]	e.i.r.p. Margin [dB]
	6115	33	AVG	106	53	53.1/62.5 (MCS11)	-1.97	0.80	-1.17	14.00	-15.17
			AVG	106	54	53.1/62.5 (MCS11)	-1.90	0.80	-1.10	14.00	-15.10
	6255	61	AVG	106	53	53.1/62.5 (MCS11)	-1.92	0.80	-1.12	14.00	-15.12
			AVG	106	54	53.1/62.5 (MCS11)	-1.89	0.80	-1.09	14.00	-15.09
	6415	93	AVG	106	53	53.1/62.5 (MCS11)	-1.60	0.80	-0.80	14.00	-14.80
			AVG	106	54	53.1/62.5 (MCS11)	-1.59	0.80	-0.79	14.00	-14.79
	6535	117	AVG	106	53	53.1/62.5 (MCS11)	-2.23	0.50	-1.73	14.00	-15.73
			AVG	106	54	53.1/62.5 (MCS11)	-2.65	0.50	-2.15	14.00	-16.15
	6695	149	AVG	106	53	53.1/62.5 (MCS11)	-2.18	0.50	-1.68	14.00	-15.68
			AVG	106	54	53.1/62.5 (MCS11)	-2.23	0.50	-1.73	14.00	-15.73
	6855	181	AVG	106	53	53.1/62.5 (MCS11)	-2.29	0.50	-1.79	14.00	-15.79
AVG			106	54	53.1/62.5 (MCS11)	-2.39	0.50	-1.89	14.00	-15.89	

Table 7-165. Antenna 1b 20MHz BW 802.11ax VLP Maximum Conducted Output Power and Max EIRP (Lowest Partially Loaded RU's)

6GHz (40MHz Bandwidth)	Frequency [MHz]	Channel	Detector	RU Size	RU Index	Data Rate [Mbps]	Conducted Power [dBm]	Ant. Gain [dBi]	Max e.i.r.p. [dBm]	Max e.i.r.p. Limit [dBm]	e.i.r.p. Margin [dB]
	6125	35	AVG	106	53	53.1/62.5 (MCS11)	-1.82	0.80	-1.02	14.00	-15.02
			AVG	106	54	53.1/62.5 (MCS11)	-2.06	0.80	-1.26	14.00	-15.26
			AVG	106	56	53.1/62.5 (MCS11)	-1.95	0.80	-1.15	14.00	-15.15
	6245	59	AVG	106	53	53.1/62.5 (MCS11)	-2.06	0.80	-1.26	14.00	-15.26
			AVG	106	54	53.1/62.5 (MCS11)	-2.15	0.80	-1.35	14.00	-15.35
			AVG	106	56	53.1/62.5 (MCS11)	-1.98	0.80	-1.18	14.00	-15.18
	6405	91	AVG	106	53	53.1/62.5 (MCS11)	-1.84	0.80	-1.04	14.00	-15.04
			AVG	106	54	53.1/62.5 (MCS11)	-1.64	0.80	-0.84	14.00	-14.84
			AVG	106	56	53.1/62.5 (MCS11)	-1.79	0.80	-0.99	14.00	-14.99
	6565	123	AVG	106	53	53.1/62.5 (MCS11)	-2.39	0.50	-1.89	14.00	-15.89
			AVG	106	54	53.1/62.5 (MCS11)	-2.39	0.50	-1.89	14.00	-15.89
AVG			106	56	53.1/62.5 (MCS11)	-2.38	0.50	-1.88	14.00	-15.88	
6725	155	AVG	106	53	53.1/62.5 (MCS11)	-2.14	0.50	-1.64	14.00	-15.64	
		AVG	106	54	53.1/62.5 (MCS11)	-2.12	0.50	-1.62	14.00	-15.62	
		AVG	106	56	53.1/62.5 (MCS11)	-2.23	0.50	-1.73	14.00	-15.73	
6845	179	AVG	106	53	53.1/62.5 (MCS11)	-2.27	0.50	-1.77	14.00	-15.77	
		AVG	106	54	53.1/62.5 (MCS11)	-2.39	0.50	-1.89	14.00	-15.89	
		AVG	106	56	53.1/62.5 (MCS11)	-2.27	0.50	-1.77	14.00	-15.77	

Table 7-166. Antenna 1b 40MHz BW 802.11ax VLP Maximum Conducted Output Power and Max EIRP (Lowest Partially Loaded RU's)

FCC ID: BCGA2995		MEASUREMENT REPORT (CERTIFICATION)	Approved by: Technical Manager
Test Report S/N: 1C2405200018-25-R1.BCG	Test Dates: 5/20/2024 - 10/1/2024	EUT Type: Tablet Device	Page 161 of 693

6GHz (80MHz Bandwidth)	Frequency [MHz]	Channel	Detector	RU Size	RU Index	Data Rate [Mbps]	Conducted Power [dBm]	Ant. Gain [dBi]	Max e.i.r.p. [dBm]	Max e.i.r.p. Limit [dBm]	e.i.r.p. Margin [dB]
	6145	39	AVG	106	53	53.1/62.5 (MCS11)	-1.93	0.80	-1.13	14.00	-15.13
			AVG	106	56	53.1/62.5 (MCS11)	-2.00	0.80	-1.20	14.00	-15.20
			AVG	106	60	53.1/62.5 (MCS11)	-2.02	0.80	-1.22	14.00	-15.22
	6225	55	AVG	106	53	53.1/62.5 (MCS11)	-2.00	0.80	-1.20	14.00	-15.20
			AVG	106	56	53.1/62.5 (MCS11)	-1.78	0.80	-0.98	14.00	-14.98
			AVG	106	60	53.1/62.5 (MCS11)	-2.05	0.80	-1.25	14.00	-15.25
	6385	87	AVG	106	53	53.1/62.5 (MCS11)	-1.84	0.80	-1.04	14.00	-15.04
			AVG	106	56	53.1/62.5 (MCS11)	-1.66	0.80	-0.86	14.00	-14.86
			AVG	106	60	53.1/62.5 (MCS11)	-1.76	0.80	-0.96	14.00	-14.96
	6625	135	AVG	106	53	53.1/62.5 (MCS11)	-2.14	0.50	-1.64	14.00	-15.64
			AVG	106	56	53.1/62.5 (MCS11)	-2.20	0.50	-1.70	14.00	-15.70
AVG			106	60	53.1/62.5 (MCS11)	-2.31	0.50	-1.81	14.00	-15.81	
6705	151	AVG	106	53	53.1/62.5 (MCS11)	-2.22	0.50	-1.72	14.00	-15.72	
		AVG	106	56	53.1/62.5 (MCS11)	-2.16	0.50	-1.66	14.00	-15.66	
		AVG	106	60	53.1/62.5 (MCS11)	-2.20	0.50	-1.70	14.00	-15.70	
6785	167	AVG	106	53	53.1/62.5 (MCS11)	-2.20	0.50	-1.70	14.00	-15.70	
		AVG	106	56	53.1/62.5 (MCS11)	-2.39	0.50	-1.89	14.00	-15.89	
		AVG	106	60	53.1/62.5 (MCS11)	-2.19	0.50	-1.69	14.00	-15.69	


Table 7-167. Antenna 1b 80MHz BW 802.11ax VLP Maximum Conducted Output Power and Max EIRP (Lowest Partially Loaded RU's)

6GHz (160MHz Bandwidth)	Frequency [MHz]	Channel	Detector	RU Size	RU Index	Data Rate [Mbps]	Conducted Power [dBm]	Ant. Gain [dBi]	Max e.i.r.p. [dBm]	Max e.i.r.p. Limit [dBm]	e.i.r.p. Margin [dB]
	6185	47 (L)	AVG	106	53	53.1/62.5 (MCS11)	-2.15	0.80	-1.35	14.00	-15.35
			AVG	106	60	53.1/62.5 (MCS11)	-1.81	0.80	-1.01	14.00	-15.01
	6185	47 (U)	AVG	106	60	53.1/62.5 (MCS11)	-1.97	0.80	-1.17	14.00	-15.17
	6345	79 (L)	AVG	106	53	53.1/62.5 (MCS11)	-1.69	0.80	-0.89	14.00	-14.89
			AVG	106	60	53.1/62.5 (MCS11)	-1.50	0.80	-0.70	14.00	-14.70
	6345	79 (U)	AVG	106	60	53.1/62.5 (MCS11)	-1.75	0.80	-0.95	14.00	-14.95
	6665	143 (L)	AVG	106	53	53.1/62.5 (MCS11)	-2.21	0.50	-1.71	14.00	-15.71
			AVG	106	60	53.1/62.5 (MCS11)	-2.26	0.50	-1.76	14.00	-15.76
	6665	143 (U)	AVG	106	60	53.1/62.5 (MCS11)	-2.18	0.50	-1.68	14.00	-15.68

Table 7-168. Antenna 1b 160MHz BW 802.11ax VLP Maximum Conducted Output Power and Max EIRP (Lowest Partially Loaded RU's)

6GHz (40MHz Bandwidth)	Frequency [MHz]	Channel	Detector	RU Size	RU Index	Data Rate [Mbps]	Conducted Power [dBm]	Ant. Gain [dBi]	Max e.i.r.p. [dBm]	Max e.i.r.p. Limit [dBm]	e.i.r.p. Margin [dB]
	6125	35	AVG	242	61	121.9/143.4 (MCS11)	1.14	0.80	1.94	14.00	-12.06
			AVG	242	62	121.9/143.4 (MCS11)	1.08	0.80	1.88	14.00	-12.12
	6245	59	AVG	242	61	121.9/143.4 (MCS11)	0.97	0.80	1.77	14.00	-12.23
			AVG	242	62	121.9/143.4 (MCS11)	1.00	0.80	1.80	14.00	-12.20
	6405	91	AVG	242	61	121.9/143.4 (MCS11)	1.34	0.80	2.14	14.00	-11.86
			AVG	242	62	121.9/143.4 (MCS11)	1.34	0.80	2.14	14.00	-11.87
	6565	123	AVG	242	61	121.9/143.4 (MCS11)	0.84	0.50	1.34	14.00	-12.66
			AVG	242	62	121.9/143.4 (MCS11)	0.62	0.50	1.12	14.00	-12.88
	6725	155	AVG	242	61	121.9/143.4 (MCS11)	0.99	0.50	1.49	14.00	-12.52
			AVG	242	62	121.9/143.4 (MCS11)	0.98	0.50	1.48	14.00	-12.52
	6845	179	AVG	242	61	121.9/143.4 (MCS11)	0.67	0.50	1.17	14.00	-12.83
			AVG	242	62	121.9/143.4 (MCS11)	0.93	0.50	1.43	14.00	-12.57

Table 7-169. Antenna 1b 40MHz BW 802.11ax VLP Maximum Conducted Output Power and Max EIRP (Highest Power Among Partially Loaded RU's)

FCC ID: BCGA2995			MEASUREMENT REPORT (CERTIFICATION)	Approved by: Technical Manager
Test Report S/N: 1C2405200018-25-R1.BCG	Test Dates: 5/20/2024 - 10/1/2024	EUT Type: Tablet Device	Page 162 of 693	

6GHz (80MHz Bandwidth)	Frequency [MHz]	Channel	Detector	RU Size	RU Index	Data Rate [Mbps]	Conducted Power [dBm]	Ant. Gain [dBi]	Max e.i.r.p. [dBm]	Max e.i.r.p. Limit [dBm]	e.i.r.p. Margin [dB]
	6145	39	AVG	484	65	243.8/286.8 (MCS11)	4.16	0.80	4.96	14.00	-9.04
			AVG	484	66	243.8/286.8 (MCS11)	4.02	0.80	4.82	14.00	-9.18
	6225	55	AVG	484	65	243.8/286.8 (MCS11)	4.09	0.80	4.89	14.00	-9.11
			AVG	484	66	243.8/286.8 (MCS11)	4.06	0.80	4.86	14.00	-9.14
	6385	87	AVG	484	65	243.8/286.8 (MCS11)	4.33	0.80	5.13	14.00	-8.87
			AVG	484	66	243.8/286.8 (MCS11)	4.48	0.80	5.28	14.00	-8.72
	6625	135	AVG	484	65	243.8/286.8 (MCS11)	3.66	0.50	4.16	14.00	-9.84
			AVG	484	66	243.8/286.8 (MCS11)	3.62	0.50	4.12	14.00	-9.88
	6705	151	AVG	484	65	243.8/286.8 (MCS11)	3.99	0.50	4.49	14.00	-9.52
AVG			484	66	243.8/286.8 (MCS11)	3.84	0.50	4.34	14.00	-9.67	
6785	167	AVG	484	65	243.8/286.8 (MCS11)	3.90	0.50	4.40	14.00	-9.60	
		AVG	484	66	243.8/286.8 (MCS11)	3.69	0.50	4.19	14.00	-9.81	

Table 7-170. Antenna 1b 80MHz BW 802.11ax VLP Maximum Conducted Output Power and Max EIRP (Highest Power Among Partially Loaded RU's)

6GHz (160MHz Bandwidth)	Frequency [MHz]	Channel	Detector	RU Size	RU Index	Data Rate [Mbps]	Conducted Power [dBm]	Ant. Gain [dBi]	Max e.i.r.p. [dBm]	Max e.i.r.p. Limit [dBm]	e.i.r.p. Margin [dB]
	6185	47 (L)	AVG	996	67	510.4/600.5 (MCS11)	7.07	0.80	7.87	14.00	-6.13
	6185	47 (U)	AVG	996	67	510.4/600.5 (MCS11)	7.22	0.80	8.02	14.00	-5.98
	6345	79 (L)	AVG	996	67	510.4/600.5 (MCS11)	7.41	0.80	8.21	14.00	-5.79
	6345	79 (U)	AVG	996	67	510.4/600.5 (MCS11)	7.36	0.80	8.16	14.00	-5.84
	6665	143 (L)	AVG	996	67	510.4/600.5 (MCS11)	6.76	0.50	7.26	14.00	-6.74
	6665	143 (U)	AVG	996	67	510.4/600.5 (MCS11)	6.84	0.50	7.34	14.00	-6.66


Table 7-171. Antenna 1b 160MHz BW 802.11ax VLP Maximum Conducted Output Power and Max EIRP (Highest Power Among Partially Loaded RU's)

6GHz (20MHz Bandwidth)	Frequency [MHz]	Channel	Detector	RU Size	RU Index	Data Rate [Mbps]	Conducted Power [dBm]	Ant. Gain [dBi]	Max e.i.r.p. [dBm]	Max e.i.r.p. Limit [dBm]	e.i.r.p. Margin [dB]
	6115	33	AVG	242	61	121.9/143.4 (MCS11)	0.97	0.80	1.77	14.00	-12.24
	6255	61	AVG	242	61	121.9/143.4 (MCS11)	1.08	0.80	1.88	14.00	-12.12
	6415	93	AVG	242	61	121.9/143.4 (MCS11)	1.47	0.80	2.27	14.00	-11.73
	6535	117	AVG	242	61	121.9/143.4 (MCS11)	0.86	0.50	1.36	14.00	-12.64
	6695	149	AVG	242	61	121.9/143.4 (MCS11)	0.88	0.50	1.38	14.00	-12.62
	6855	181	AVG	242	61	121.9/143.4 (MCS11)	0.66	0.50	1.16	14.00	-12.85

Table 7-172. Antenna 1b 20MHz BW 802.11ax VLP Maximum Conducted Output Power and Max EIRP (Fully-loaded RU)

6GHz (40MHz Bandwidth)	Frequency [MHz]	Channel	Detector	RU Size	RU Index	Data Rate [Mbps]	Conducted Power [dBm]	Ant. Gain [dBi]	Max e.i.r.p. [dBm]	Max e.i.r.p. Limit [dBm]	e.i.r.p. Margin [dB]
	6125	35	AVG	484	65	243.8/286.8 (MCS11)	4.13	0.80	4.93	14.00	-9.07
	6245	59	AVG	484	65	243.8/286.8 (MCS11)	4.04	0.80	4.84	14.00	-9.16
	6405	91	AVG	484	65	243.8/286.8 (MCS11)	4.22	0.80	5.02	14.00	-8.98
	6565	123	AVG	484	65	243.8/286.8 (MCS11)	3.88	0.50	4.38	14.00	-9.62
	6725	155	AVG	484	65	243.8/286.8 (MCS11)	3.93	0.50	4.43	14.00	-9.57
	6845	179	AVG	484	65	243.8/286.8 (MCS11)	3.91	0.50	4.41	14.00	-9.59

Table 7-173. Antenna 1b 40MHz BW 802.11ax VLP Maximum Conducted Output Power and Max EIRP (Fully-loaded RU)


FCC ID: BCGA2995			MEASUREMENT REPORT (CERTIFICATION)	Approved by: Technical Manager
Test Report S/N: 1C2405200018-25-R1.BCG	Test Dates: 5/20/2024 - 10/1/2024	EUT Type: Tablet Device	Page 163 of 693	

6GHz (80MHz Bandwidth)	Frequency [MHz]	Channel	Detector	RU Size	RU Index	Data Rate [Mbps]	Conducted Power [dBm]	Ant. Gain [dBi]	Max e.i.r.p. [dBm]	Max e.i.r.p. Limit [dBm]	e.i.r.p. Margin [dB]
	6145	39	AVG	996	67	510.4/600.5 (MCS11)	6.93	0.80	7.73	14.00	-6.28
	6225	55	AVG	996	67	510.4/600.5 (MCS11)	6.89	0.80	7.69	14.00	-6.31
	6385	87	AVG	996	67	510.4/600.5 (MCS11)	7.41	0.80	8.21	14.00	-5.79
	6625	135	AVG	996	67	510.4/600.5 (MCS11)	6.96	0.50	7.46	14.00	-6.54
	6705	151	AVG	996	67	510.4/600.5 (MCS11)	6.83	0.50	7.33	14.00	-6.67
	6785	167	AVG	996	67	510.4/600.5 (MCS11)	6.91	0.50	7.41	14.00	-6.59

Table 7-174. Antenna 1b 80MHz BW 802.11ax VLP Maximum Conducted Output Power and Max EIRP (Fully-loaded RU)

6GHz (160MHz Bandwidth)	Frequency [MHz]	Channel	Detector	RU Size	RU Index	Data Rate [Mbps]	Conducted Power [dBm]	Ant. Gain [dBi]	Max e.i.r.p. [dBm]	Max e.i.r.p. Limit [dBm]	e.i.r.p. Margin [dB]
	6185	47	AVG	996x2	68	1020.8/1201 (MCS11)	9.65	0.80	10.45	14.00	-3.55
	6345	79	AVG	996x2	68	1020.8/1201 (MCS11)	9.87	0.80	10.67	14.00	-3.33
	6665	143	AVG	996x2	68	1020.8/1201 (MCS11)	9.21	0.50	9.71	14.00	-4.29

Table 7-175. Antenna 1b 160MHz BW 802.11ax VLP Maximum Conducted Output Power and Max EIRP (Fully-loaded RU)

FCC ID: BCGA2995		MEASUREMENT REPORT (CERTIFICATION)	Approved by: Technical Manager
Test Report S/N: 1C2405200018-25-R1.BCG	Test Dates: 5/20/2024 - 10/1/2024	EUT Type: Tablet Device	Page 164 of 693

### 7.3.14 SDM Primary VLP Conducted Output Power Measurements

6GHz (40MHz Bandwidth)	Frequency [MHz]	Channel	Mode	Detector	RU Size	RU Index	Data Rate [Mbps]	Conducted Powers [dBm]			Ant. Gain [dBi]	Max e.i.r.p. [dBm]	Max e.i.r.p. Limit [dBm]	e.i.r.p. Margin [dB]
								Antenna 5T	Antenna 3b	Summed				
								6125	35	SDM				
		SDM	AVG	242	62	243.8/286.8 (MCS11)	-0.60	-0.82	2.30	2.42	4.72	14.00	-9.28	
	6245	59	SDM	AVG	242	61	243.8/286.8 (MCS11)	-0.66	-0.65	2.35	2.42	4.77	14.00	-9.23
		SDM	AVG	242	62	243.8/286.8 (MCS11)	-0.64	-0.69	2.35	2.42	4.77	14.00	-9.23	
	6405	91	SDM	AVG	242	61	243.8/286.8 (MCS11)	-1.06	-0.76	2.10	2.42	4.52	14.00	-9.48
		SDM	AVG	242	62	243.8/286.8 (MCS11)	-1.03	-0.83	2.08	2.42	4.50	14.00	-9.50	
	6565	123	SDM	AVG	242	61	243.8/286.8 (MCS11)	-1.32	-1.37	1.67	2.29	3.96	14.00	-10.04
		SDM	AVG	242	62	243.8/286.8 (MCS11)	-1.20	-1.37	1.73	2.29	4.02	14.00	-9.98	
	6725	155	SDM	AVG	242	61	243.8/286.8 (MCS11)	-1.10	-1.28	1.82	2.29	4.11	14.00	-9.89
		SDM	AVG	242	62	243.8/286.8 (MCS11)	-1.39	-1.40	1.62	2.29	3.91	14.00	-10.09	
	6845	179	SDM	AVG	242	61	243.8/286.8 (MCS11)	-1.00	-1.12	1.95	2.29	4.24	14.00	-9.76
		SDM	AVG	242	62	243.8/286.8 (MCS11)	-1.28	-1.19	1.78	2.29	4.07	14.00	-9.93	


Table 7-176. SDM Primary 40MHz BW 802.11ax VLP Maximum Conducted Output Power and Max EIRP (Lowest Partially Loaded RU's)

6GHz (80MHz Bandwidth)	Frequency [MHz]	Channel	Mode	Detector	RU Size	RU Index	Data Rate [Mbps]	Conducted Powers [dBm]			Ant. Gain [dBi]	Max e.i.r.p. [dBm]	Max e.i.r.p. Limit [dBm]	e.i.r.p. Margin [dB]
								Antenna 5T	Antenna 3b	Summed				
								6145	39	SDM				
		SDM	AVG	242	62	243.8/286.8 (MCS11)	-0.68	-0.89	2.23	2.42	4.65	14.00	-9.35	
		SDM	AVG	242	64	243.8/286.8 (MCS11)	-0.89	-0.71	2.21	2.42	4.63	14.00	-9.37	
	6225	55	SDM	AVG	242	61	243.8/286.8 (MCS11)	-0.62	-0.56	2.42	2.42	4.84	14.00	-9.16
		SDM	AVG	242	62	243.8/286.8 (MCS11)	-0.73	-0.87	2.21	2.42	4.63	14.00	-9.37	
		SDM	AVG	242	64	243.8/286.8 (MCS11)	-0.55	-0.71	2.38	2.42	4.80	14.00	-9.20	
	6385	87	SDM	AVG	242	61	243.8/286.8 (MCS11)	-1.10	-0.85	2.03	2.42	4.45	14.00	-9.55
		SDM	AVG	242	62	243.8/286.8 (MCS11)	-1.01	-0.91	2.05	2.42	4.47	14.00	-9.53	
		SDM	AVG	242	64	243.8/286.8 (MCS11)	-1.15	-0.76	2.06	2.42	4.48	14.00	-9.52	
	6625	135	SDM	AVG	242	61	243.8/286.8 (MCS11)	-1.36	-1.40	1.63	2.29	3.92	14.00	-10.08
		SDM	AVG	242	62	243.8/286.8 (MCS11)	-1.27	-1.12	1.82	2.29	4.11	14.00	-9.89	
		SDM	AVG	242	64	243.8/286.8 (MCS11)	-1.26	-1.43	1.67	2.29	3.96	14.00	-10.04	
	6705	151	SDM	AVG	242	61	243.8/286.8 (MCS11)	-1.39	-1.27	1.68	2.29	3.97	14.00	-10.03
		SDM	AVG	242	62	243.8/286.8 (MCS11)	-1.15	-1.22	1.83	2.29	4.12	14.00	-9.88	
		SDM	AVG	242	64	243.8/286.8 (MCS11)	-1.15	-1.09	1.89	2.29	4.18	14.00	-9.82	
	6785	167	SDM	AVG	242	61	243.8/286.8 (MCS11)	-1.32	-1.45	1.63	2.29	3.92	14.00	-10.08
		SDM	AVG	242	62	243.8/286.8 (MCS11)	-1.29	-1.50	1.61	2.29	3.90	14.00	-10.10	
		SDM	AVG	242	64	243.8/286.8 (MCS11)	-1.23	-1.19	1.80	2.29	4.09	14.00	-9.91	

Table 7-177. SDM Primary 80MHz BW 802.11ax VLP Maximum Conducted Output Power and Max EIRP (Lowest Partially Loaded RU's)

6GHz (160MHz Bandwidth)	Frequency [MHz]	Channel	Mode	Detector	RU Size	RU Index	Data Rate [Mbps]	Conducted Powers [dBm]			Ant. Gain [dBi]	Max e.i.r.p. [dBm]	Max e.i.r.p. Limit [dBm]	e.i.r.p. Margin [dB]
								Antenna 5T	Antenna 3b	Summed				
								6185	47 (L)	SDM				
		SDM	AVG	242	64	243.8/286.8 (MCS11)	-0.77	-0.73	2.26	2.42	4.68	14.00	-9.32	
	6185	47 (U)	SDM	AVG	242	64	243.8/286.8 (MCS11)	-0.72	-0.60	2.35	2.42	4.77	14.00	-9.23
	6345	79 (L)	SDM	AVG	242	61	243.8/286.8 (MCS11)	-1.02	-1.14	1.93	2.42	4.35	14.00	-9.65
		SDM	AVG	242	64	243.8/286.8 (MCS11)	-0.88	-1.17	1.99	2.42	4.41	14.00	-9.59	
	6345	79 (U)	SDM	AVG	242	64	243.8/286.8 (MCS11)	-0.88	-0.92	2.11	2.42	4.53	14.00	-9.47
	6665	143 (L)	SDM	AVG	242	61	243.8/286.8 (MCS11)	-1.18	-1.35	1.75	2.29	4.04	14.00	-9.96
		SDM	AVG	242	64	243.8/286.8 (MCS11)	-1.14	-1.38	1.75	2.29	4.04	14.00	-9.96	
	6665	143 (U)	SDM	AVG	242	64	243.8/286.8 (MCS11)	-1.31	-1.14	1.79	2.29	4.08	14.00	-9.92

Table 7-178. SDM Primary 160MHz BW 802.11ax VLP Maximum Conducted Output Power and Max EIRP (Lowest Partially Loaded RU's)

FCC ID: BCGA2995		MEASUREMENT REPORT (CERTIFICATION)	Approved by: Technical Manager
Test Report S/N: 1C2405200018-25-R1.BCG	Test Dates: 5/20/2024 - 10/1/2024	EUT Type: Tablet Device	Page 165 of 693



6GHz (80MHz Bandwidth)	Frequency [MHz]	Channel	Mode	Detector	RU Size	RU Index	Data Rate [Mbps]	Conducted Powers [dBm]			Ant. Gain [dBi]	Max e.i.r.p. [dBm]	Max e.i.r.p. Limit [dBm]	e.i.r.p. Margin [dB]
								Antenna 5T	Antenna 3b	Summed				
								6145	39	SDM				
		SDM	AVG	484	66	487.5/573.5 (MCS11)	2.19	2.45	5.33	2.42	7.75	14.00	-6.25	
	6225	55	SDM	AVG	484	65	487.5/573.5 (MCS11)	2.25	2.25	5.26	2.42	7.68	14.00	-6.32
		SDM	AVG	484	66	487.5/573.5 (MCS11)	2.17	2.26	5.23	2.42	7.65	14.00	-6.35	
		SDM	AVG	484	65	487.5/573.5 (MCS11)	2.23	1.96	5.10	2.42	7.52	14.00	-6.48	
	6385	87	SDM	AVG	484	66	487.5/573.5 (MCS11)	2.19	1.86	5.04	2.42	7.46	14.00	-6.54
		SDM	AVG	484	65	487.5/573.5 (MCS11)	1.80	1.82	4.82	2.29	7.11	14.00	-6.89	
		SDM	AVG	484	66	487.5/573.5 (MCS11)	1.67	1.63	4.66	2.29	6.95	14.00	-7.05	
	6625	135	SDM	AVG	484	65	487.5/573.5 (MCS11)	1.89	1.67	4.79	2.29	7.08	14.00	-6.92
		SDM	AVG	484	66	487.5/573.5 (MCS11)	1.73	1.75	4.75	2.29	7.04	14.00	-6.96	
		SDM	AVG	484	65	487.5/573.5 (MCS11)	1.62	1.87	4.76	2.29	7.05	14.00	-6.95	
	6705	151	SDM	AVG	484	66	487.5/573.5 (MCS11)	1.76	1.65	4.72	2.29	7.01	14.00	-6.99
		SDM	AVG	484	66	487.5/573.5 (MCS11)								

Table 7-179. SDM Primary 80MHz BW 802.11ax VLP Maximum Conducted Output Power and Max EIRP (Highest Power Among Partially Loaded RU's)

6GHz (160MHz Bandwidth)	Frequency [MHz]	Channel	Mode	Detector	RU Size	RU Index	Data Rate [Mbps]	Conducted Powers [dBm]			Ant. Gain [dBi]	Max e.i.r.p. [dBm]	Max e.i.r.p. Limit [dBm]	e.i.r.p. Margin [dB]
								Antenna 5T	Antenna 3b	Summed				
								6185	47 (L)	SDM				
6185	47 (U)	SDM	AVG	996	67	1020.8/1201 (MCS11)	5.31	5.20	8.26	2.42	10.68	14.00	-3.32	
6345	79 (L)	SDM	AVG	996	67	1020.8/1201 (MCS11)	4.97	5.05	8.02	2.42	10.44	14.00	-3.56	
6345	79 (U)	SDM	AVG	996	67	1020.8/1201 (MCS11)	4.86	5.05	7.97	2.42	10.39	14.00	-3.61	
6665	143 (L)	SDM	AVG	996	67	1020.8/1201 (MCS11)	4.94	4.83	7.90	2.29	10.19	14.00	-3.81	
6665	143 (U)	SDM	AVG	996	67	1020.8/1201 (MCS11)	4.93	4.81	7.88	2.29	10.17	14.00	-3.83	

Table 7-180. SDM Primary 160MHz BW 802.11ax VLP Maximum Conducted Output Power and Max EIRP (Highest Power Among Partially Loaded RU's)

6GHz (20MHz Bandwidth)	Frequency [MHz]	Channel	Mode	Detector	RU Size	RU Index	Data Rate [Mbps]	Conducted Powers [dBm]			Ant. Gain [dBi]	Max e.i.r.p. [dBm]	Max e.i.r.p. Limit [dBm]	e.i.r.p. Margin [dB]
								Antenna 5T	Antenna 3b	Summed				
								6115	33	SDM				
6255	61	SDM	AVG	242	61	243.8/286.8 (MCS11)	-0.79	-0.89	2.17	2.42	4.59	14.00	-9.41	
6415	93	SDM	AVG	242	61	243.8/286.8 (MCS11)	-0.81	-1.02	2.10	2.42	4.52	14.00	-9.48	
6535	117	SDM	AVG	242	61	243.8/286.8 (MCS11)	-1.21	-1.46	1.68	2.29	3.97	14.00	-10.03	
6695	149	SDM	AVG	242	61	243.8/286.8 (MCS11)	-1.02	-1.04	1.98	2.29	4.27	14.00	-9.73	
6855	181	SDM	AVG	242	61	243.8/286.8 (MCS11)	-1.40	-1.17	1.73	2.29	4.02	14.00	-9.98	

Table 7-181. SDM Primary 20MHz BW 802.11ax VLP Maximum Conducted Output Power and Max EIRP (Fully-loaded RU)

6GHz (40MHz Bandwidth)	Frequency [MHz]	Channel	Mode	Detector	RU Size	RU Index	Data Rate [Mbps]	Conducted Powers [dBm]			Ant. Gain [dBi]	Max e.i.r.p. [dBm]	Max e.i.r.p. Limit [dBm]	e.i.r.p. Margin [dB]
								Antenna 5T	Antenna 3b	Summed				
								6125	35	SDM				
6245	59	SDM	AVG	484	65	487.5/573.5 (MCS11)	2.29	2.20	5.26	2.42	7.68	14.00	-6.32	
6405	91	SDM	AVG	484	65	487.5/573.5 (MCS11)	1.92	1.92	4.93	2.42	7.35	14.00	-6.65	
6565	123	SDM	AVG	484	65	487.5/573.5 (MCS11)	1.58	1.73	4.67	2.29	6.96	14.00	-7.04	
6725	155	SDM	AVG	484	65	487.5/573.5 (MCS11)	1.79	1.75	4.78	2.29	7.07	14.00	-6.93	
6845	179	SDM	AVG	484	65	487.5/573.5 (MCS11)	1.76	1.63	4.70	2.29	6.99	14.00	-7.01	


Table 7-182. SDM Primary 40MHz BW 802.11ax VLP Maximum Conducted Output Power and Max EIRP (Fully-loaded RU)

6GHz (80MHz Bandwidth)	Frequency [MHz]	Channel	Mode	Detector	RU Size	RU Index	Data Rate [Mbps]	Conducted Powers [dBm]			Ant. Gain [dBi]	Max e.i.r.p. [dBm]	Max e.i.r.p. Limit [dBm]	e.i.r.p. Margin [dB]
								Antenna 5T	Antenna 3b	Summed				
								6145	39	SDM				
6225	55	SDM	AVG	996	67	1020.8/1201 (MCS11)	5.42	5.23	8.34	2.42	10.76	14.00	-3.24	
6385	87	SDM	AVG	996	67	1020.8/1201 (MCS11)	5.04	5.09	8.07	2.42	10.49	14.00	-3.51	
6625	135	SDM	AVG	996	67	1020.8/1201 (MCS11)	4.87	4.89	7.89	2.29	10.18	14.00	-3.82	
6705	151	SDM	AVG	996	67	1020.8/1201 (MCS11)	4.89	4.86	7.88	2.29	10.17	14.00	-3.83	
6785	167	SDM	AVG	996	67	1020.8/1201 (MCS11)	4.97	4.92	7.95	2.29	10.24	14.00	-3.76	

Table 7-183. SDM Primary 80MHz BW 802.11ax VLP Maximum Conducted Output Power and Max EIRP (Fully-loaded RU)

6GHz (160MHz Bandwidth)	Frequency [MHz]	Channel	Mode	Detector	RU Size	RU Index	Data Rate [Mbps]	Conducted Powers [dBm]			Ant. Gain [dBi]	Max e.i.r.p. [dBm]	Max e.i.r.p. Limit [dBm]	e.i.r.p. Margin [dB]
								Antenna 5T	Antenna 3b	Summed				
								6185	47	SDM				
6345	79	SDM	AVG	996x2	68	2041.6/2402 (MCS11)	7.61	7.63	10.63	2.42	13.05	14.00	-0.95	
6665	143	SDM	AVG	996x2	68	2041.6/2402 (MCS11)	7.13	7.25	10.20	2.29	12.49	14.00	-1.51	

Table 7-184. SDM Primary 160MHz BW 802.11ax VLP Maximum Conducted Output Power and Max EIRP (Fully-loaded RU)

FCC ID: BCGA2995		MEASUREMENT REPORT (CERTIFICATION)	Approved by: Technical Manager
Test Report S/N: 1C2405200018-25-R1.BCG	Test Dates: 5/20/2024 - 10/1/2024	EUT Type: Tablet Device	Page 166 of 693

### 7.3.15 SDM Diversity VLP Conducted Output Power Measurements

6GHz (40MHz Bandwidth)	Frequency [MHz]	Channel	Mode	Detector	RU Size	RU Index	Data Rate [Mbps]	Conducted Powers [dBm]			Ant. Gain [dBi]	Max e.i.r.p. [dBm]	Max e.i.r.p. Limit [dBm]	e.i.r.p. Margin [dB]
								Antenna 5T	Antenna 1b	Summed				
								6125	35	SDM				
		SDM	AVG	242	62	243.8/286.8 (MCS11)	-0.60	-0.86	2.28	2.49	4.77	14.00	-9.23	
	6245	59	SDM	AVG	242	61	243.8/286.8 (MCS11)	-0.66	-0.67	2.35	2.49	4.84	14.00	-9.16
		SDM	AVG	242	62	243.8/286.8 (MCS11)	-0.64	-0.79	2.30	2.49	4.79	14.00	-9.21	
	6405	91	SDM	AVG	242	61	243.8/286.8 (MCS11)	-1.06	-0.80	2.08	2.49	4.57	14.00	-9.43
		SDM	AVG	242	62	243.8/286.8 (MCS11)	-1.03	-0.87	2.06	2.49	4.55	14.00	-9.45	
	6565	123	SDM	AVG	242	61	243.8/286.8 (MCS11)	-1.32	-1.41	1.65	2.25	3.90	14.00	-10.10
		SDM	AVG	242	62	243.8/286.8 (MCS11)	-1.20	-1.06	1.88	2.25	4.13	14.00	-9.87	
	6725	155	SDM	AVG	242	61	243.8/286.8 (MCS11)	-1.10	-1.09	1.92	2.25	4.17	14.00	-9.83
		SDM	AVG	242	62	243.8/286.8 (MCS11)	-1.39	-1.27	1.68	2.25	3.93	14.00	-10.07	
	6845	179	SDM	AVG	242	61	243.8/286.8 (MCS11)	-1.00	-1.09	1.97	2.25	4.22	14.00	-9.78
		SDM	AVG	242	62	243.8/286.8 (MCS11)	-1.28	-1.22	1.76	2.25	4.01	14.00	-9.99	


Table 7-185. SDM Diversity 40MHz BW 802.11ax VLP Maximum Conducted Output Power and Max EIRP (Lowest Partially Loaded RU's)

6GHz (80MHz Bandwidth)	Frequency [MHz]	Channel	Mode	Detector	RU Size	RU Index	Data Rate [Mbps]	Conducted Powers [dBm]			Ant. Gain [dBi]	Max e.i.r.p. [dBm]	Max e.i.r.p. Limit [dBm]	e.i.r.p. Margin [dB]
								Antenna 5T	Antenna 1b	Summed				
								6145	39	SDM				
		SDM	AVG	242	62	243.8/286.8 (MCS11)	-0.68	-0.82	2.26	2.49	4.75	14.00	-9.25	
		SDM	AVG	242	64	243.8/286.8 (MCS11)	-0.89	-0.51	2.31	2.49	4.80	14.00	-9.20	
	6225	55	SDM	AVG	242	61	243.8/286.8 (MCS11)	-0.62	-0.67	2.36	2.49	4.85	14.00	-9.15
		SDM	AVG	242	62	243.8/286.8 (MCS11)	-0.73	-0.78	2.25	2.49	4.74	14.00	-9.26	
		SDM	AVG	242	64	243.8/286.8 (MCS11)	-0.55	-0.51	2.48	2.49	4.97	14.00	-9.03	
	6385	87	SDM	AVG	242	61	243.8/286.8 (MCS11)	-1.10	-1.02	1.95	2.49	4.44	14.00	-9.56
		SDM	AVG	242	62	243.8/286.8 (MCS11)	-1.01	-0.96	2.02	2.49	4.51	14.00	-9.49	
		SDM	AVG	242	64	243.8/286.8 (MCS11)	-1.15	-0.84	2.02	2.49	4.51	14.00	-9.49	
	6625	135	SDM	AVG	242	61	243.8/286.8 (MCS11)	-1.36	-1.09	1.79	2.25	4.04	14.00	-9.96
		SDM	AVG	242	62	243.8/286.8 (MCS11)	-1.27	-1.25	1.75	2.25	4.00	14.00	-10.00	
		SDM	AVG	242	64	243.8/286.8 (MCS11)	-1.26	-1.20	1.78	2.25	4.03	14.00	-9.97	
	6705	151	SDM	AVG	242	61	243.8/286.8 (MCS11)	-1.39	-1.46	1.59	2.25	3.84	14.00	-10.16
		SDM	AVG	242	62	243.8/286.8 (MCS11)	-1.15	-1.44	1.72	2.25	3.97	14.00	-10.03	
		SDM	AVG	242	64	243.8/286.8 (MCS11)	-1.15	-1.02	1.93	2.25	4.18	14.00	-9.82	
	6785	167	SDM	AVG	242	61	243.8/286.8 (MCS11)	-1.32	-1.59	1.56	2.25	3.81	14.00	-10.19
		SDM	AVG	242	62	243.8/286.8 (MCS11)	-1.29	-1.11	1.81	2.25	4.06	14.00	-9.94	
		SDM	AVG	242	64	243.8/286.8 (MCS11)	-1.23	-1.41	1.69	2.25	3.94	14.00	-10.06	

Table 7-186. SDM Diversity 80MHz BW 802.11ax VLP Maximum Conducted Output Power and Max EIRP (Lowest Partially Loaded RU's)

6GHz (160MHz Bandwidth)	Frequency [MHz]	Channel	Mode	Detector	RU Size	RU Index	Data Rate [Mbps]	Conducted Powers [dBm]			Ant. Gain [dBi]	Max e.i.r.p. [dBm]	Max e.i.r.p. Limit [dBm]	e.i.r.p. Margin [dB]
								Antenna 5T	Antenna 1b	Summed				
								6185	47 (L)	SDM				
		SDM	AVG	242	64	243.8/286.8 (MCS11)	-0.77	-0.73	2.26	2.49	4.75	14.00	-9.25	
	6185	47 (U)	SDM	AVG	242	64	243.8/286.8 (MCS11)	-0.72	-0.51	2.40	2.49	4.89	14.00	-9.11
	6345	79 (L)	SDM	AVG	242	61	243.8/286.8 (MCS11)	-1.02	-0.92	2.04	2.49	4.53	14.00	-9.47
		SDM	AVG	242	64	243.8/286.8 (MCS11)	-0.88	-1.00	2.07	2.49	4.56	14.00	-9.44	
	6345	79 (U)	SDM	AVG	242	64	243.8/286.8 (MCS11)	-0.88	-1.12	2.02	2.49	4.51	14.00	-9.49
	6665	143 (L)	SDM	AVG	242	61	243.8/286.8 (MCS11)	-1.18	-1.39	1.73	2.25	3.98	14.00	-10.02
		SDM	AVG	242	64	243.8/286.8 (MCS11)	-1.14	-1.29	1.80	2.25	4.05	14.00	-9.95	
	6665	143 (U)	SDM	AVG	242	64	243.8/286.8 (MCS11)	-1.31	-1.31	1.70	2.25	3.95	14.00	-10.05

Table 7-187. SDM Diversity 160MHz BW 802.11ax VLP Maximum Conducted Output Power and Max EIRP (Lowest Partially Loaded RU's)

FCC ID: BCGA2995		MEASUREMENT REPORT (CERTIFICATION)	Approved by: Technical Manager
Test Report S/N: 1C2405200018-25-R1.BCG	Test Dates: 5/20/2024 - 10/1/2024	EUT Type: Tablet Device	Page 167 of 693

6GHz (80MHz Bandwidth)	Frequency [MHz]	Channel	Mode	Detector	RU Size	RU Index	Data Rate [Mbps]	Conducted Powers [dBm]			Ant. Gain [dBi]	Max e.i.r.p. [dBm]	Max e.i.r.p. Limit [dBm]	e.i.r.p. Margin [dB]
								Antenna 5T	Antenna 1b	Summed				
								6145	39	SDM				
		SDM	AVG	484	66	487.5/573.5 (MCS11)	2.19	2.31	5.26	2.49	7.75	14.00	-6.25	
	6225	55	SDM	AVG	484	65	487.5/573.5 (MCS11)	2.25	2.27	5.27	2.49	7.76	14.00	-6.24
		SDM	AVG	484	66	487.5/573.5 (MCS11)	2.17	2.34	5.27	2.49	7.76	14.00	-6.24	
	6385	87	SDM	AVG	484	65	487.5/573.5 (MCS11)	2.23	2.21	5.23	2.49	7.72	14.00	-6.28
		SDM	AVG	484	66	487.5/573.5 (MCS11)	2.19	1.92	5.07	2.49	7.56	14.00	-6.44	
	6625	135	SDM	AVG	484	65	487.5/573.5 (MCS11)	1.80	1.82	4.82	2.25	7.07	14.00	-6.93
		SDM	AVG	484	66	487.5/573.5 (MCS11)	1.67	1.82	4.75	2.25	7.00	14.00	-7.00	
	6705	151	SDM	AVG	484	65	487.5/573.5 (MCS11)	1.89	1.80	4.85	2.25	7.10	14.00	-6.90
		SDM	AVG	484	66	487.5/573.5 (MCS11)	1.73	1.74	4.74	2.25	6.99	14.00	-7.01	
	6785	167	SDM	AVG	484	65	487.5/573.5 (MCS11)	1.62	1.91	4.78	2.25	7.03	14.00	-6.97
		SDM	AVG	484	66	487.5/573.5 (MCS11)	1.76	1.60	4.69	2.25	6.94	14.00	-7.06	

**Table 7-188. SDM Diversity 80MHz BW 802.11ax VLP Maximum Conducted Output Power and Max EIRP (Highest Power Among Partially Loaded RU's)**

6GHz (160MHz Bandwidth)	Frequency [MHz]	Channel	Mode	Detector	RU Size	RU Index	Data Rate [Mbps]	Conducted Powers [dBm]			Ant. Gain [dBi]	Max e.i.r.p. [dBm]	Max e.i.r.p. Limit [dBm]	e.i.r.p. Margin [dB]
								Antenna 5T	Antenna 1b	Summed				
								6185	47 (L)	SDM				
6185	47 (U)	SDM	AVG	996	67	1020.8/1201 (MCS11)	5.31	5.40	8.36	2.49	10.85	14.00	-3.15	
6345	79 (L)	SDM	AVG	996	67	1020.8/1201 (MCS11)	4.97	5.03	8.01	2.49	10.50	14.00	-3.50	
6345	79 (U)	SDM	AVG	996	67	1020.8/1201 (MCS11)	4.86	5.08	7.98	2.49	10.47	14.00	-3.53	
6665	143 (L)	SDM	AVG	996	67	1020.8/1201 (MCS11)	4.94	4.70	7.83	2.25	10.08	14.00	-3.92	
6665	143 (U)	SDM	AVG	996	67	1020.8/1201 (MCS11)	4.93	4.61	7.79	2.25	10.04	14.00	-3.96	

**Table 7-189. SDM Diversity 160MHz BW 802.11ax VLP Maximum Conducted Output Power and Max EIRP (Highest Power Among Partially Loaded RU's)**

6GHz (20MHz Bandwidth)	Frequency [MHz]	Channel	Mode	Detector	RU Size	RU Index	Data Rate [Mbps]	Conducted Powers [dBm]			Ant. Gain [dBi]	Max e.i.r.p. [dBm]	Max e.i.r.p. Limit [dBm]	e.i.r.p. Margin [dB]
								Antenna 5T	Antenna 1b	Summed				
								6115	33	SDM				
6255	61	SDM	AVG	242	61	243.8/286.8 (MCS11)	-0.79	-0.82	2.21	2.49	4.70	14.00	-9.30	
6415	93	SDM	AVG	242	61	243.8/286.8 (MCS11)	-0.81	-1.19	2.02	2.49	4.51	14.00	-9.49	
6535	117	SDM	AVG	242	61	243.8/286.8 (MCS11)	-1.21	-1.15	1.83	2.25	4.08	14.00	-9.92	
6695	149	SDM	AVG	242	61	243.8/286.8 (MCS11)	-1.02	-1.17	1.92	2.25	4.17	14.00	-9.83	
6855	181	SDM	AVG	242	61	243.8/286.8 (MCS11)	-1.40	-1.28	1.67	2.25	3.92	14.00	-10.08	

**Table 7-190. SDM Diversity 20MHz BW 802.11ax VLP Maximum Conducted Output Power and Max EIRP (Fully-loaded RU)**

6GHz (40MHz Bandwidth)	Frequency [MHz]	Channel	Mode	Detector	RU Size	RU Index	Data Rate [Mbps]	Conducted Powers [dBm]			Ant. Gain [dBi]	Max e.i.r.p. [dBm]	Max e.i.r.p. Limit [dBm]	e.i.r.p. Margin [dB]
								Antenna 5T	Antenna 1b	Summed				
								6125	35	SDM				
6245	59	SDM	AVG	484	65	487.5/573.5 (MCS11)	2.29	2.11	5.21	2.49	7.70	14.00	-6.30	
6405	91	SDM	AVG	484	65	487.5/573.5 (MCS11)	1.92	1.96	4.95	2.49	7.44	14.00	-6.56	
6565	123	SDM	AVG	484	65	487.5/573.5 (MCS11)	1.58	1.68	4.64	2.25	6.89	14.00	-7.11	
6725	155	SDM	AVG	484	65	487.5/573.5 (MCS11)	1.79	1.81	4.81	2.25	7.06	14.00	-6.94	
6845	179	SDM	AVG	484	65	487.5/573.5 (MCS11)	1.76	1.88	4.83	2.25	7.08	14.00	-6.92	


**Table 7-191. SDM Diversity 40MHz BW 802.11ax VLP Maximum Conducted Output Power and Max EIRP (Fully-loaded RU)**

6GHz (80MHz Bandwidth)	Frequency [MHz]	Channel	Mode	Detector	RU Size	RU Index	Data Rate [Mbps]	Conducted Powers [dBm]			Ant. Gain [dBi]	Max e.i.r.p. [dBm]	Max e.i.r.p. Limit [dBm]	e.i.r.p. Margin [dB]
								Antenna 5T	Antenna 1b	Summed				
								6145	39	SDM				
6225	55	SDM	AVG	996	67	1020.8/1201 (MCS11)	5.42	5.39	8.42	2.49	10.91	14.00	-3.09	
6385	87	SDM	AVG	996	67	1020.8/1201 (MCS11)	5.04	5.23	8.14	2.49	10.63	14.00	-3.37	
6625	135	SDM	AVG	996	67	1020.8/1201 (MCS11)	4.87	4.84	7.87	2.25	10.12	14.00	-3.88	
6705	151	SDM	AVG	996	67	1020.8/1201 (MCS11)	4.89	4.75	7.83	2.25	10.08	14.00	-3.92	
6785	167	SDM	AVG	996	67	1020.8/1201 (MCS11)	4.97	4.75	7.87	2.25	10.12	14.00	-3.88	

**Table 7-192. SDM Diversity 80MHz BW 802.11ax VLP Maximum Conducted Output Power and Max EIRP (Fully-loaded RU)**

6GHz (160MHz Bandwidth)	Frequency [MHz]	Channel	Mode	Detector	RU Size	RU Index	Data Rate [Mbps]	Conducted Powers [dBm]			Ant. Gain [dBi]	Max e.i.r.p. [dBm]	Max e.i.r.p. Limit [dBm]	e.i.r.p. Margin [dB]
								Antenna 5T	Antenna 1b	Summed				
								6185	47	SDM				
6345	79	SDM	AVG	996x2	68	2041.6/2402 (MCS11)	7.61	7.36	10.50	2.49	12.99	14.00	-1.01	
6665	143	SDM	AVG	996x2	68	2041.6/2402 (MCS11)	7.13	7.31	10.23	2.25	12.48	14.00	-1.52	

**Table 7-193. SDM Diversity 160MHz BW 802.11ax VLP Maximum Conducted Output Power and Max EIRP (Fully-loaded RU)**

FCC ID: BCGA2995		MEASUREMENT REPORT (CERTIFICATION)	Approved by: Technical Manager
Test Report S/N: 1C2405200018-25-R1.BCG	Test Dates: 5/20/2024 - 10/1/2024	EUT Type: Tablet Device	Page 168 of 693

**Note:**

Per ANSI C63.10-2020 and KDB 662911 v02r01 Section E1), the conducted powers at Antenna 5T and Antenna 3b were first measured separately during SDM transmission as shown in the section above. The measured values were then summed in linear power units then converted back to dBm.

Per ANSI C63.10-2020 Section 14.4.3, the directional gain is calculated using the following formula, where  $G_N$  is the gain of the nth antenna and  $N_{ANT}$ , the total number of antennas used.

$$\text{Directional gain} = G_{Ant} + \text{Array Gain dBi}$$

Per ANSI C63.10-2020 Section 14.4.3, the uncorrelated directional gain is calculated using the following formula, where  $G_N$  is the gain of the nth antenna and  $N_{ANT}$ , the total number of antennas used.

$$\text{Directional gain} = 10 \log[(10^{G_1/10} + 10^{G_2/10} + \dots + 10^{G_N/10}) / N_{ANT}] \text{ dBi}$$

**Sample SDM Calculation:**

At 5955MHz in 802.11ax (20MHz BW) mode, the average conducted output power was measured to be -6.22 dBm for Antenna 5T and -6.38 dBm for Antenna 3b.

$$\text{Antenna 5T} + \text{Antenna 3b} = \text{SDM}$$


$$(-6.22 \text{ dBm} + -6.38 \text{ dBm}) = (0.239 \text{ mW} + 0.230 \text{ mW}) = 0.469 \text{ mW} = -3.29$$

**Sample e.i.r.p. Calculation:**

At 5955MHz in 802.11ax (20MHz BW) mode, the average MIMO conducted power was calculated to be -3.29 dBm with directional gain of 2.42 dBi.

$$\text{e.i.r.p. (dBm)} = \text{Conducted Power (dBm)} + \text{Ant gain (dBi)}$$

$$-3.29 \text{ dBm} + 2.36 \text{ dBi} = -0.87 \text{ dBm}$$

FCC ID: BCGA2995	 <b>MEASUREMENT REPORT (CERTIFICATION)</b>		<b>Approved by:</b> Technical Manager
<b>Test Report S/N:</b> 1C2405200018-25-R1.BCG	<b>Test Dates:</b> 5/20/2024 - 10/1/2024	<b>EUT Type:</b> Tablet Device	Page 169 of 693

## 7.4 Maximum Power Spectral Density

**§15.407(a)(7), 15.407(a)(8), 15.407(a)(9)**

### Test Overview and Limit

The spectrum analyzer was connected to the antenna terminal while the EUT was operating at its maximum duty cycle, at its maximum power control level, as defined in ANSI C63.10-2020 and KDB 789033 D02 v02r01, and at the appropriate frequencies. Method SA-1, as defined in ANSI C63.10-2020 and KDB 789033 D02 v02r01, was used to measure the power spectral density.

***In the 5.925 – 7.125GHz band, the maximum permissible power spectral density must not exceed 17 dBm e.i.r.p in any 1-megahertz band for Standard Power SP, -1 dBm e.i.r.p in any 1-megahertz band for Low Power Indoor (LPI) and -5 dBm e.i.r.p in any 1-megahertz band for Very Low Power (VLP).***

### Test Procedure Used

ANSI C63.10-2020 – Section 12.4.2.2  
 KDB 789033 D02 v02r01 – Section F  
 ANSI C63.10-2020 – Section 14.5.2.2 Measure-and-Sum Technique  
 KDB 662911 v02r01 – Section E)2) Measure-and-Sum Technique

### Test Settings

1. Analyzer was set to the center frequency of the UNII channel under investigation
2. Span was set to encompass the entire emission bandwidth of the signal
3. RBW = 1MHz
4. VBW = 3MHz
5. Number of sweep points  $\geq 2 \times (\text{span}/\text{RBW})$
6. Sweep time = auto
7. Detector = power averaging (RMS)
8. Trigger was set to free run for all modes
9. Trace was averaged over 100 sweeps
10. The peak search function of the spectrum analyzer was used to find the peak of the spectrum.

### Test Setup


The EUT and measurement equipment were set up as shown in the diagram below.



**Figure 7-3. Test Instrument & Measurement Setup**

### Test Notes

1. All RU's were investigated and only worst case partially loaded and fully loaded RU's were reported.
2. Low, mid, and high channels were tested and tabular data has been reported. Only mid channel PSD plots have been reported.


FCC ID: BCGA2995		MEASUREMENT REPORT (CERTIFICATION)	Approved by: Technical Manager
Test Report S/N: 1C2405200018-25-R1.BCG	Test Dates: 5/20/2024 - 10/1/2024	EUT Type: Tablet Device	Page 170 of 693

V 10.6 10/27/2023

## 7.4.1 Antenna 5T SP Power Spectral Density Measurements SP


	Frequency [MHz]	Channel	802.11 MODE	RU Size	RU Index	Data Rate [Mbps]	Measured Power Density [dBm/MHz]	Antenna Gain [dBi]	e.i.r.p Density [dBm/MHz]	Max EIRP Density [dBm/MHz]	Margin [dB]
Band 5	5955	1	ax (20MHz)	26	0	12.5/14.7 (MCS11)	6.10	3.70	9.80	17	-7.20
	5955	1	ax (20MHz)	26	4	12.5/14.7 (MCS11)	5.31	3.70	9.01	17	-7.99
	5955	1	ax (20MHz)	26	8	12.5/14.7 (MCS11)	5.83	3.70	9.53	17	-7.47
	6175	45	ax (20MHz)	26	0	12.5/14.7 (MCS11)	6.18	3.70	9.88	17	-7.12
	6175	45	ax (20MHz)	26	4	12.5/14.7 (MCS11)	5.34	3.70	9.04	17	-7.96
	6175	45	ax (20MHz)	26	8	12.5/14.7 (MCS11)	6.08	3.70	9.78	17	-7.22
	6415	93	ax (20MHz)	26	0	12.5/14.7 (MCS11)	6.40	3.70	10.10	17	-6.90
	6415	93	ax (20MHz)	26	4	12.5/14.7 (MCS11)	5.64	3.70	9.34	17	-7.66
	6415	93	ax (20MHz)	26	8	12.5/14.7 (MCS11)	6.75	3.70	10.45	17	-6.55
	5965	3	ax (40MHz)	26	0	12.5/14.7 (MCS11)	6.23	3.70	9.93	17	-7.07
	5965	3	ax (40MHz)	26	8	12.5/14.7 (MCS11)	6.36	3.70	10.06	17	-6.94
	5965	3	ax (40MHz)	26	17	12.5/14.7 (MCS11)	5.81	3.70	9.51	17	-7.49
	6165	43	ax (40MHz)	26	0	12.5/14.7 (MCS11)	6.95	3.70	10.65	17	-6.35
	6165	43	ax (40MHz)	26	8	12.5/14.7 (MCS11)	6.40	3.70	10.10	17	-6.90
	6165	43	ax (40MHz)	26	17	12.5/14.7 (MCS11)	6.49	3.70	10.19	17	-6.81
	6405	91	ax (40MHz)	26	0	12.5/14.7 (MCS11)	6.46	3.70	10.16	17	-6.84
	6405	91	ax (40MHz)	26	8	12.5/14.7 (MCS11)	6.50	3.70	10.20	17	-6.80
	6405	91	ax (40MHz)	26	17	12.5/14.7 (MCS11)	6.41	3.70	10.11	17	-6.89
	5985	7	ax (80MHz)	26	0	12.5/14.7 (MCS11)	6.18	3.70	9.88	17	-7.12
	5985	7	ax (80MHz)	26	18	12.5/14.7 (MCS11)	5.09	3.70	8.79	17	-8.21
	5985	7	ax (80MHz)	26	36	12.5/14.7 (MCS11)	6.11	3.70	9.81	17	-7.19
	6145	39	ax (80MHz)	26	0	12.5/14.7 (MCS11)	6.59	3.70	10.29	17	-6.71
	6145	39	ax (80MHz)	26	18	12.5/14.7 (MCS11)	5.29	3.70	8.99	17	-8.01
	6145	39	ax (80MHz)	26	36	12.5/14.7 (MCS11)	6.23	3.70	9.93	17	-7.07
	6385	87	ax (80MHz)	26	0	12.5/14.7 (MCS11)	6.33	3.70	10.03	17	-6.97
	6385	87	ax (80MHz)	26	18	12.5/14.7 (MCS11)	5.76	3.70	9.46	17	-7.54
	6385	87	ax (80MHz)	26	36	12.5/14.7 (MCS11)	6.77	3.70	10.47	17	-6.53
	6025	15 (L)	ax (160MHz)	26	0	12.5/14.7 (MCS11)	5.97	3.70	9.67	17	-7.33
	6025		ax (160MHz)	26	36	12.5/14.7 (MCS11)	6.41	3.70	10.11	17	-6.89
	6025	15 (U)	ax (160MHz)	26	36	12.5/14.7 (MCS11)	6.31	3.70	10.01	17	-6.99
	6185	47 (L)	ax (160MHz)	26	0	12.5/14.7 (MCS11)	6.73	3.70	10.43	17	-6.57
	6185		ax (160MHz)	26	36	12.5/14.7 (MCS11)	6.37	3.70	10.07	17	-6.94
	6185	47 (U)	ax (160MHz)	26	36	12.5/14.7 (MCS11)	5.97	3.70	9.67	17	-7.33
6345	79 (L)	ax (160MHz)	26	0	12.5/14.7 (MCS11)	5.99	3.70	9.69	17	-7.31	
6345		ax (160MHz)	26	36	12.5/14.7 (MCS11)	6.28	3.70	9.98	17	-7.02	
6345	79 (U)	ax (160MHz)	26	36	12.5/14.7 (MCS11)	6.22	3.70	9.92	17	-7.08	
Band 7	6535	117	ax (20MHz)	26	0	12.5/14.7 (MCS11)	6.53	3.50	10.03	17	-6.97
	6535	117	ax (20MHz)	26	4	12.5/14.7 (MCS11)	6.23	3.50	9.73	17	-7.27
	6535	117	ax (20MHz)	26	8	12.5/14.7 (MCS11)	6.94	3.50	10.44	17	-6.56
	6695	149	ax (20MHz)	26	0	12.5/14.7 (MCS11)	6.92	3.50	10.42	17	-6.58
	6695	149	ax (20MHz)	26	4	12.5/14.7 (MCS11)	5.86	3.50	9.36	17	-7.64
	6695	149	ax (20MHz)	26	8	12.5/14.7 (MCS11)	6.89	3.50	10.39	17	-6.61
	6855	181	ax (20MHz)	26	0	12.5/14.7 (MCS11)	7.17	3.50	10.67	17	-6.34
	6855	181	ax (20MHz)	26	4	12.5/14.7 (MCS11)	5.87	3.50	9.37	17	-7.63
	6855	181	ax (20MHz)	26	8	12.5/14.7 (MCS11)	7.18	3.50	10.68	17	-6.32
	6565	123	ax (40MHz)	26	0	12.5/14.7 (MCS11)	6.68	3.50	10.18	17	-6.82
	6565	123	ax (40MHz)	26	8	12.5/14.7 (MCS11)	6.22	3.50	9.72	17	-7.29
	6565	123	ax (40MHz)	26	17	12.5/14.7 (MCS11)	6.10	3.50	9.60	17	-7.40
	6725	155	ax (40MHz)	26	0	12.5/14.7 (MCS11)	6.50	3.50	10.00	17	-7.00
	6725	155	ax (40MHz)	26	8	12.5/14.7 (MCS11)	7.04	3.50	10.54	17	-6.46
	6725	155	ax (40MHz)	26	17	12.5/14.7 (MCS11)	6.87	3.50	10.37	17	-6.63
	6845	179	ax (40MHz)	26	0	12.5/14.7 (MCS11)	6.85	3.50	10.35	17	-6.65
	6845	179	ax (40MHz)	26	8	12.5/14.7 (MCS11)	6.99	3.50	10.49	17	-6.51
	6845	179	ax (40MHz)	26	17	12.5/14.7 (MCS11)	6.83	3.50	10.33	17	-6.67
	6625	135	ax (80MHz)	26	0	12.5/14.7 (MCS11)	6.26	3.50	9.76	17	-7.24
	6625	135	ax (80MHz)	26	18	12.5/14.7 (MCS11)	4.90	3.50	8.40	17	-8.60
	6625	135	ax (80MHz)	26	36	12.5/14.7 (MCS11)	7.09	3.50	10.59	17	-6.41
	6705	151	ax (80MHz)	26	0	12.5/14.7 (MCS11)	6.85	3.50	10.35	17	-6.65
	6705	151	ax (80MHz)	26	18	12.5/14.7 (MCS11)	5.13	3.50	8.63	17	-8.37
	6705	151	ax (80MHz)	26	36	12.5/14.7 (MCS11)	6.41	3.50	9.91	17	-7.09
	6785	167	ax (80MHz)	26	0	12.5/14.7 (MCS11)	6.73	3.50	10.23	17	-6.77
	6785	167	ax (80MHz)	26	18	12.5/14.7 (MCS11)	5.98	3.50	9.48	17	-7.52
	6785	167	ax (80MHz)	26	36	12.5/14.7 (MCS11)	7.73	3.50	11.23	17	-5.77
	6665	143 (L)	ax (160MHz)	26	0	12.5/14.7 (MCS11)	6.83	3.50	10.33	17	-6.67
	6665		ax (160MHz)	26	36	12.5/14.7 (MCS11)	6.87	3.50	10.37	17	-6.63
	6665	143 (U)	ax (160MHz)	26	36	12.5/14.7 (MCS11)	6.62	3.50	10.12	17	-6.88

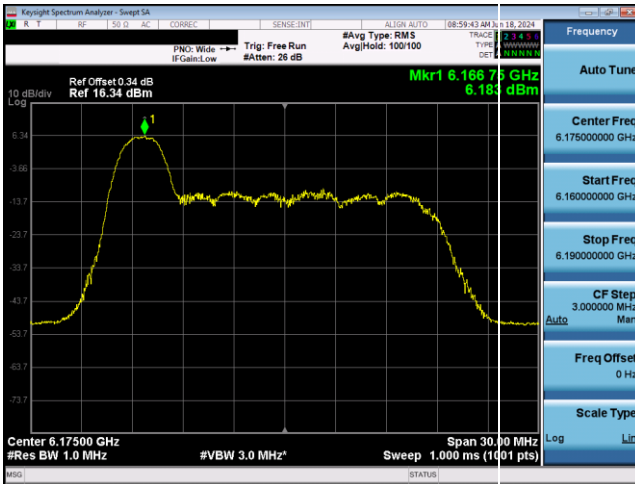
Table 7-194. SP Power Spectral Density Measurements Antenna 5T (RU26)

FCC ID: BCGA2995		MEASUREMENT REPORT (CERTIFICATION)	Approved by: Technical Manager
Test Report S/N: 1C2405200018-25-R1.BCG	Test Dates: 5/20/2024 - 10/1/2024	EUT Type: Tablet Device	Page 171 of 693

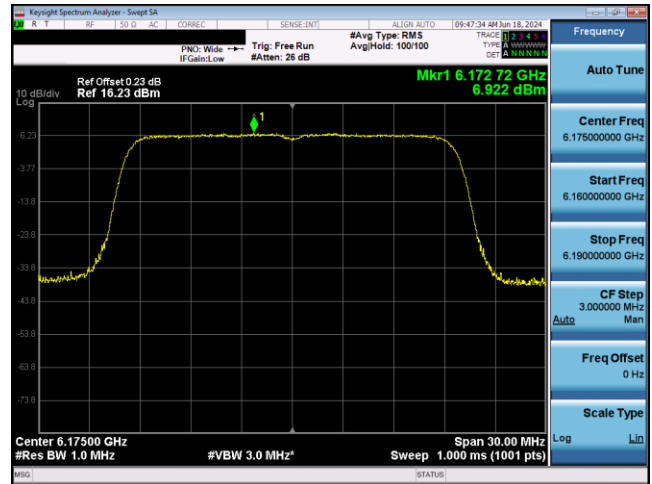
	Frequency [MHz]	Channel	802.11 MODE	RU Size	RU Index	Data Rate [Mbps]	Measured Power Density [dBm/MHz]	Antenna Gain [dBi]	e.i.r.p Density [dBm/MHz]	Max EIRP Density [dBm/MHz]	Margin [dB]
Band 5	5955	1	ax (20MHz)	242	61	121.9/143.4 (MCS11)	6.96	3.70	10.66	17	-6.34
	6175	45	ax (20MHz)	242	61	121.9/143.4 (MCS11)	6.92	3.70	10.62	17	-6.38
	6415	93	ax (20MHz)	242	61	121.9/143.4 (MCS11)	6.80	3.70	10.50	17	-6.50
	5965	3	ax (40MHz)	484	65	243.8/286.8 (MCS11)	3.85	3.70	7.55	17	-9.45
	6165	43	ax (40MHz)	484	65	243.8/286.8 (MCS11)	4.19	3.70	7.89	17	-9.11
	6405	91	ax (40MHz)	484	65	243.8/286.8 (MCS11)	4.08	3.70	7.78	17	-9.22
	5985	7	ax (80MHz)	996	67	510.4/600.5 (MCS11)	1.33	3.70	5.03	17	-11.97
	6145	39	ax (80MHz)	996	67	510.4/600.5 (MCS11)	1.12	3.70	4.82	17	-12.18
	6385	87	ax (80MHz)	996	67	510.4/600.5 (MCS11)	1.32	3.70	5.02	17	-11.98
	6025	15	ax (160MHz)	996x2	68	1020.8/1201 (MCS11)	-1.04	3.70	2.66	17	-14.34
Band 7	6185	47	ax (160MHz)	996x2	68	1020.8/1201 (MCS11)	-0.94	3.70	2.76	17	-14.24
	6345	79	ax (160MHz)	996x2	68	1020.8/1201 (MCS11)	-1.37	3.70	2.34	17	-14.67
	6535	117	ax (20MHz)	242	61	121.9/143.4 (MCS11)	7.18	3.50	10.68	17	-6.32
	6695	149	ax (20MHz)	242	61	121.9/143.4 (MCS11)	7.40	3.50	10.90	17	-6.11
	6855	181	ax (20MHz)	242	61	121.9/143.4 (MCS11)	7.65	3.50	11.15	17	-5.85
	6565	123	ax (40MHz)	484	65	243.8/286.8 (MCS11)	4.09	3.50	7.59	17	-9.41
	6725	155	ax (40MHz)	484	65	243.8/286.8 (MCS11)	4.17	3.50	7.67	17	-9.33
	6845	179	ax (40MHz)	484	65	243.8/286.8 (MCS11)	4.61	3.50	8.11	17	-8.90
	6625	135	ax (80MHz)	996	67	510.4/600.5 (MCS11)	1.34	3.50	4.84	17	-12.16
	6705	151	ax (80MHz)	996	67	510.4/600.5 (MCS11)	1.61	3.50	5.11	17	-11.89
6785	167	ax (80MHz)	996	67	510.4/600.5 (MCS11)	1.84	3.50	5.34	17	-11.66	
6665	143	ax (160MHz)	996x2	68	1020.8/1201 (MCS11)	-0.82	3.50	2.68	17	-14.32	

**Table 7-195. SP Power Spectral Density Measurements SP Antenna 5T (Fully loaded RU)**

FCC ID: BCGA2995		MEASUREMENT REPORT (CERTIFICATION)	Approved by: Technical Manager
Test Report S/N: 1C2405200018-25-R1.BCG	Test Dates: 5/20/2024 - 10/1/2024	EUT Type: Tablet Device	Page 172 of 693



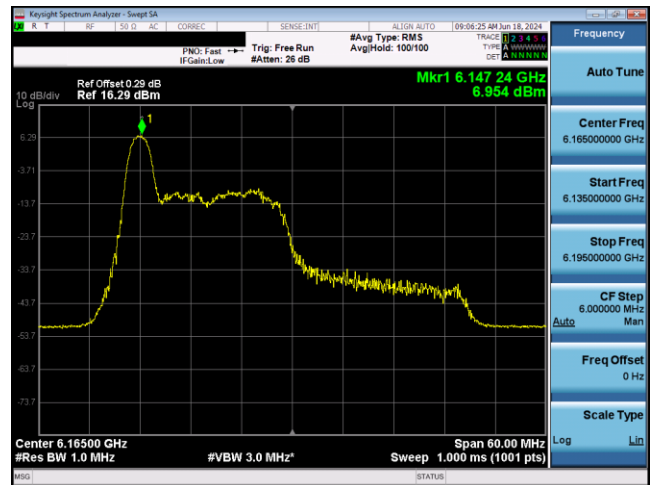
Plot 7-379. SP Power Spectral Density Plot Antenna 5T (20MHz 802.11ax RU26 (UNII Band 5) – Ch. 45)



Plot 7-382. SP Power Spectral Density Plot Antenna 5T (20MHz 802.11ax RU242 (UNII Band 5) – Ch. 45)



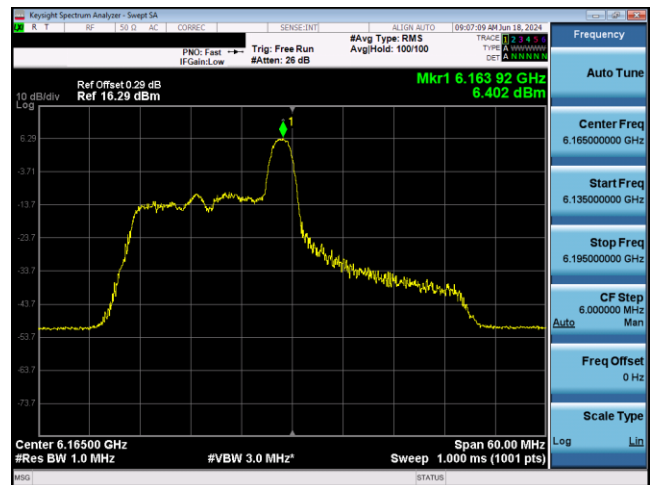
Plot 7-380. SP Power Spectral Density Plot Antenna 5T (20MHz 802.11ax RU26 (UNII Band 5) – Ch. 45)



Plot 7-383. SP Power Spectral Density Plot Antenna 5T (40MHz 802.11ax RU26 (UNII Band 5) – Ch. 43)



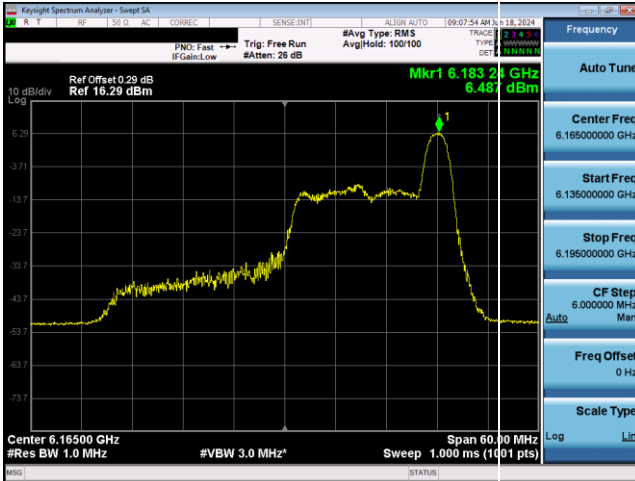
Plot 7-381. SP Power Spectral Density Plot Antenna 5T (20MHz 802.11ax RU26 (UNII Band 5) – Ch. 45)



Plot 7-384. SP Power Spectral Density Plot Antenna 5T (40MHz 802.11ax RU26 (UNII Band 5) – Ch. 43)

FCC ID: BCGA2995		MEASUREMENT REPORT (CERTIFICATION)	Approved by: Technical Manager
Test Report S/N: 1C2405200018-25-R1.BCG	Test Dates: 5/20/2024 - 10/1/2024	EUT Type: Tablet Device	Page 173 of 693

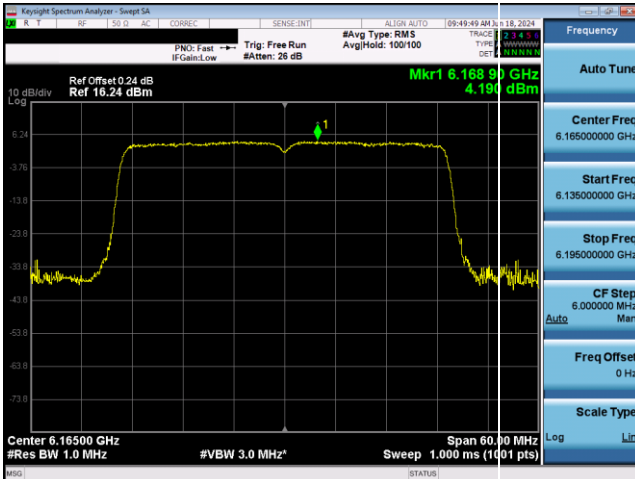




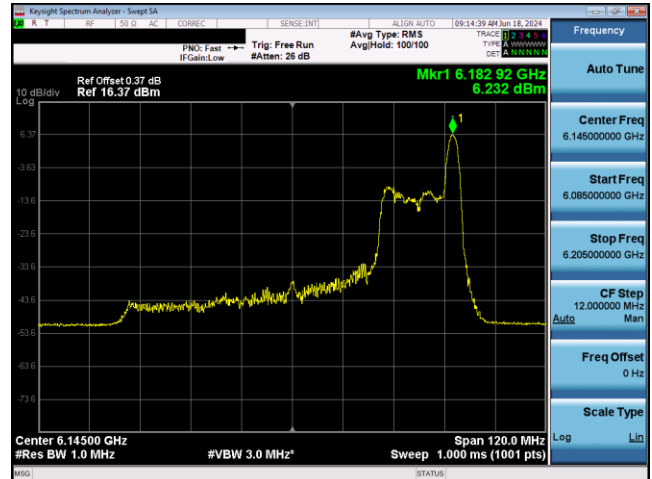
Plot 7-385. SP Power Spectral Density Plot Antenna 5T (40MHz 802.11ax RU26 (UNII Band 5) – Ch. 43)



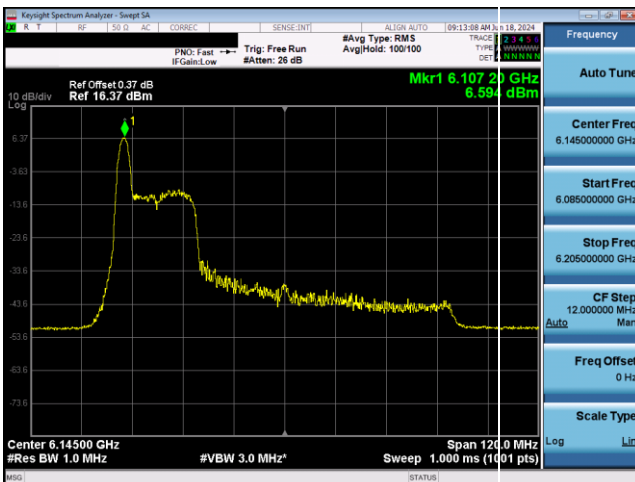
Plot 7-388. SP Power Spectral Density Plot Antenna 5T (80MHz 802.11ax RU26 (UNII Band 5) – Ch. 39)



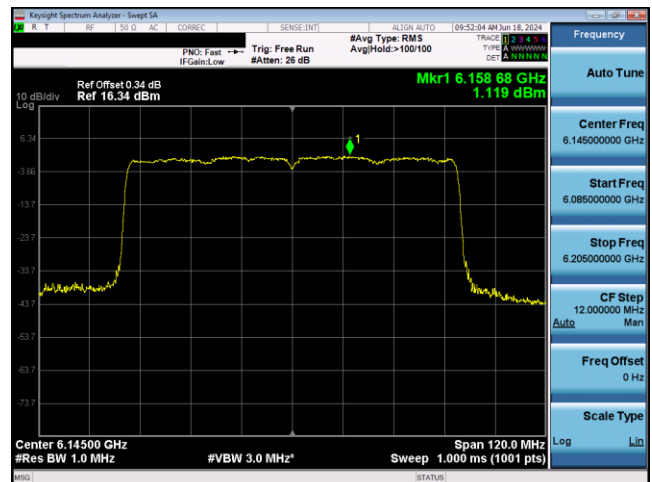
Plot 7-386. SP Power Spectral Density Plot Antenna 5T (40MHz 802.11ax RU484 (UNII Band 5) – Ch. 43)



Plot 7-389. SP Power Spectral Density Plot Antenna 5T (80MHz 802.11ax RU26 (UNII Band 5) – Ch. 39)

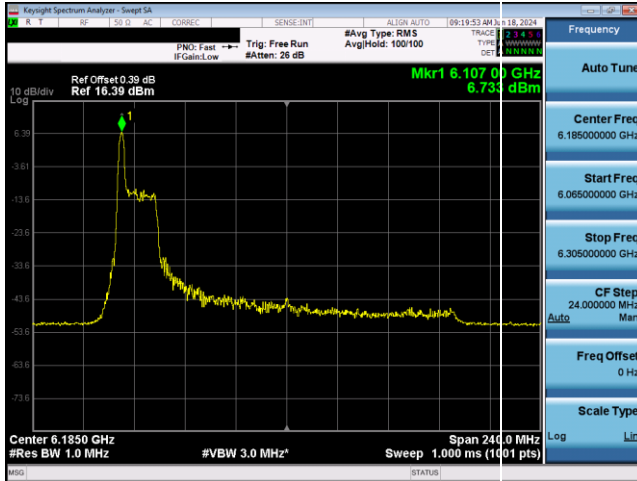


Plot 7-387. SP Power Spectral Density Plot Antenna 5T (80MHz 802.11ax RU26 (UNII Band 5) – Ch. 39)



Plot 7-390. SP Power Spectral Density Plot Antenna 5T (80MHz 802.11ax RU996 (UNII Band 5) – Ch. 39)

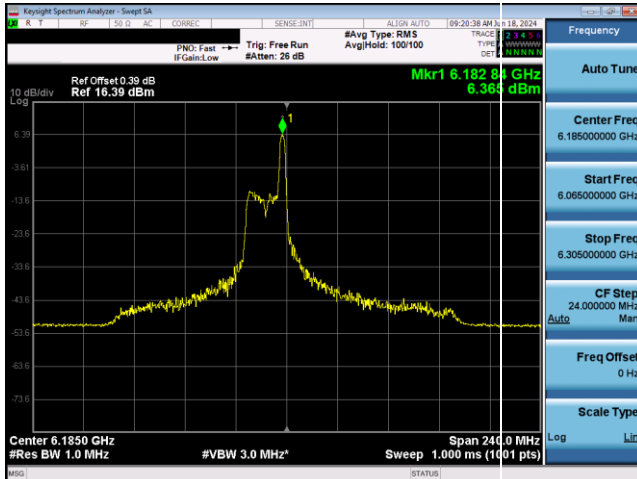
<p>FCC ID: BCGA2995</p>		<p>MEASUREMENT REPORT (CERTIFICATION)</p>	<p>Approved by: Technical Manager</p>
<p>Test Report S/N: 1C2405200018-25-R1.BCG</p>	<p>Test Dates: 5/20/2024 - 10/1/2024</p>	<p>EUT Type: Tablet Device</p>	<p>Page 174 of 693</p>



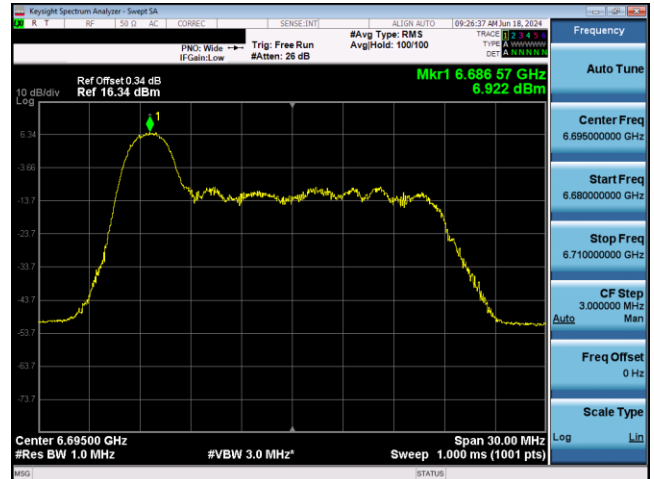
Plot 7-391. SP Power Spectral Density Plot Antenna 5T (160MHz 802.11ax RU26 (UNII Band 5) – Ch. 47)



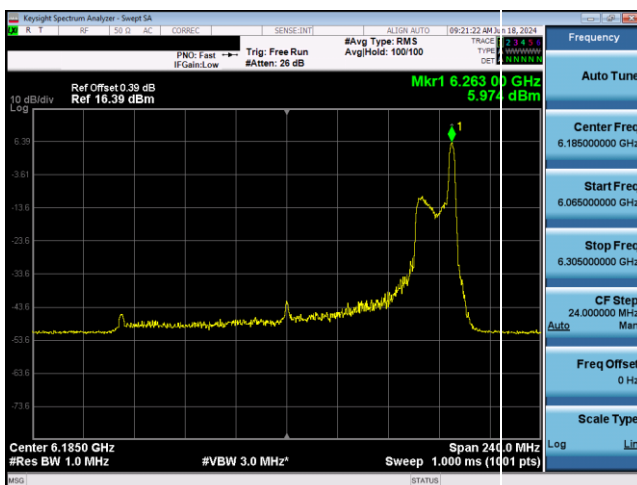
Plot 7-394. SP Power Spectral Density Plot Antenna 5T (160MHz 802.11ax RU996x2 (UNII Band 5) – Ch. 47)



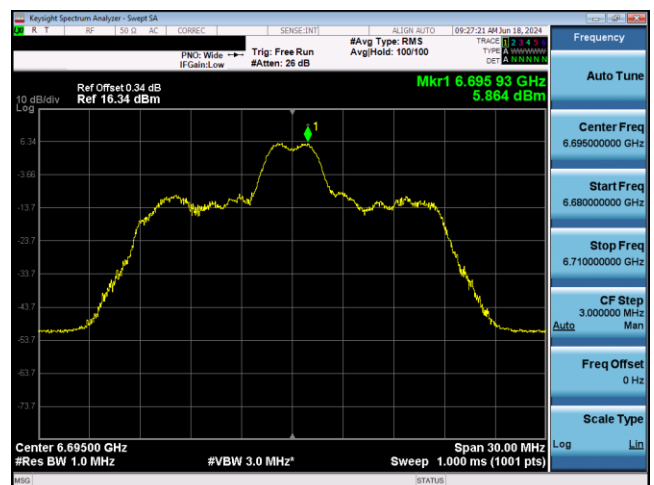
Plot 7-392. SP Power Spectral Density Plot Antenna 5T (160MHz 802.11ax RU26 (UNII Band 5) – Ch. 47)



Plot 7-395. SP Power Spectral Density Plot Antenna 5T (20MHz 802.11ax RU26 (UNII Band 7) – Ch. 149)

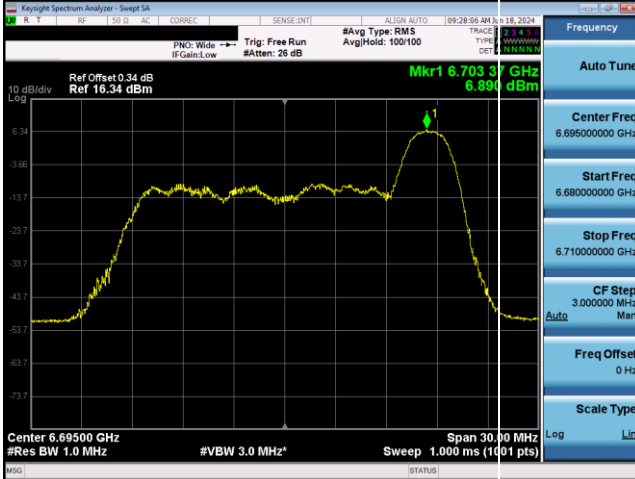


Plot 7-393. SP Power Spectral Density Plot Antenna 5T (160MHz 802.11ax RU26 (UNII Band 5) – Ch. 47)

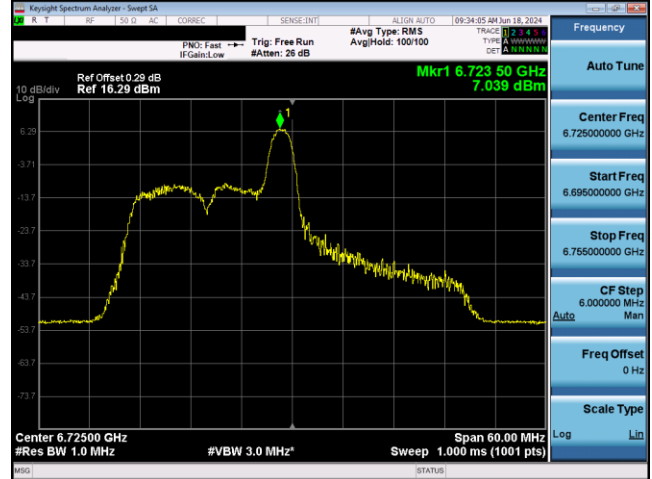


Plot 7-396. SP Power Spectral Density Plot Antenna 5T (20MHz 802.11ax RU26 (UNII Band 7) – Ch. 149)

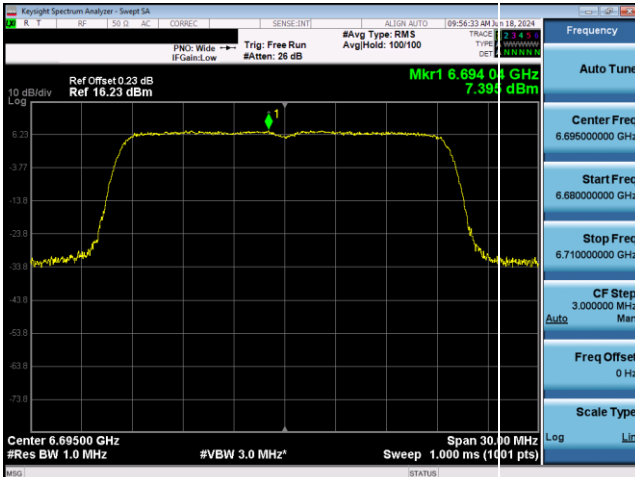
FCC ID: BCGA2995		MEASUREMENT REPORT (CERTIFICATION)	Approved by: Technical Manager
Test Report S/N: 1C2405200018-25-R1.BCG	Test Dates: 5/20/2024 - 10/1/2024	EUT Type: Tablet Device	Page 175 of 693



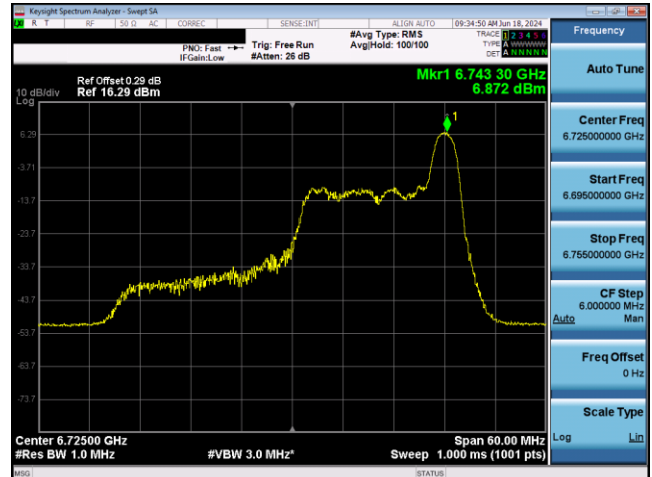
Plot 7-397. SP Power Spectral Density Plot Antenna 5T (20MHz 802.11ax RU26 (UNII Band 7) – Ch. 149)



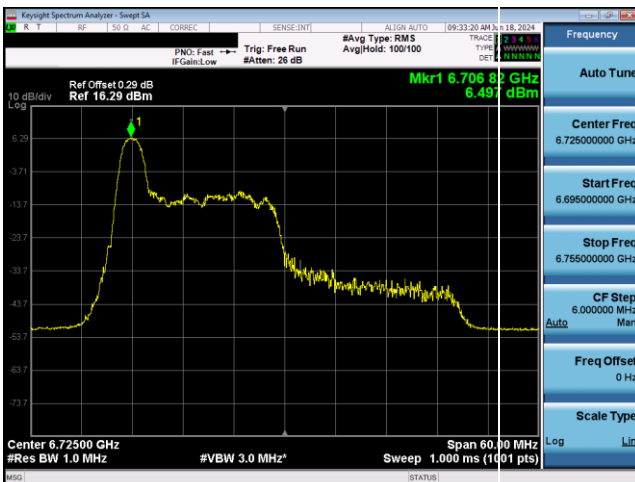
Plot 7-400. SP Power Spectral Density Plot Antenna 5T (40MHz 802.11ax RU26 (UNII Band 7) – Ch. 155)



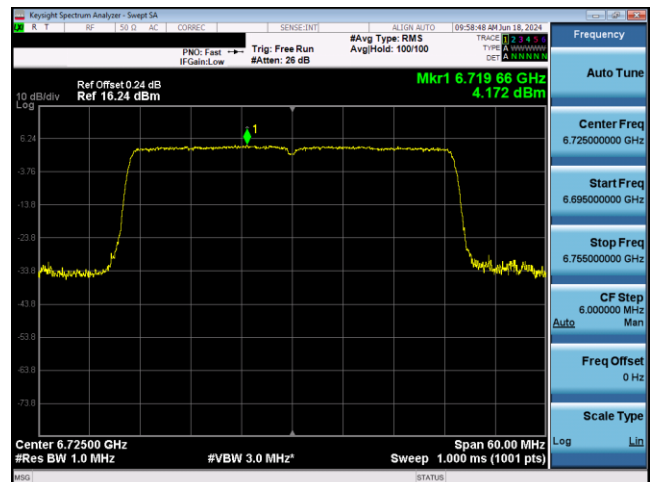
Plot 7-398. SP Power Spectral Density Plot Antenna 5T (20MHz 802.11ax RU242 (UNII Band 7) – Ch. 149)



Plot 7-401. SP Power Spectral Density Plot Antenna 5T (40MHz 802.11ax RU26 (UNII Band 7) – Ch. 155)

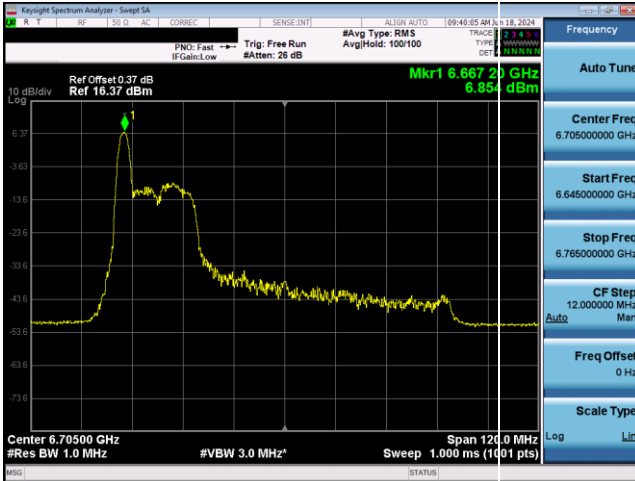


Plot 7-399. SP Power Spectral Density Plot Antenna 5T (40MHz 802.11ax RU26 (UNII Band 7) – Ch. 155)



Plot 7-402. SP Power Spectral Density Plot Antenna 5T (40MHz 802.11ax RU484 (UNII Band 7) – Ch. 155)

FCC ID: BCGA2995		MEASUREMENT REPORT (CERTIFICATION)	Approved by: Technical Manager
Test Report S/N: 1C2405200018-25-R1.BCG	Test Dates: 5/20/2024 - 10/1/2024	EUT Type: Tablet Device	Page 176 of 693



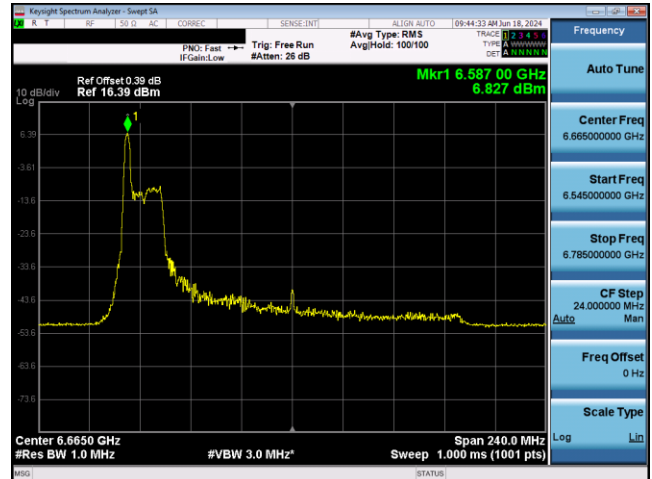
Plot 7-403. SP Power Spectral Density Plot Antenna 5T (80MHz 802.11ax RU26 (UNII Band 7) - Ch. 151)



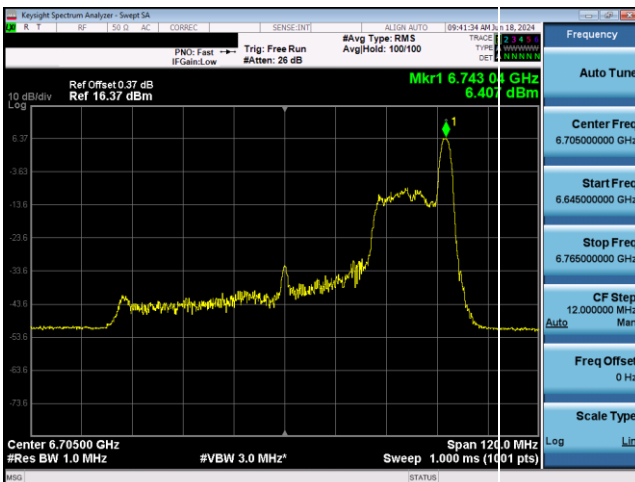
Plot 7-406. SP Power Spectral Density Plot Antenna 5T (80MHz 802.11ax RU996 (UNII Band 7) - Ch. 151)



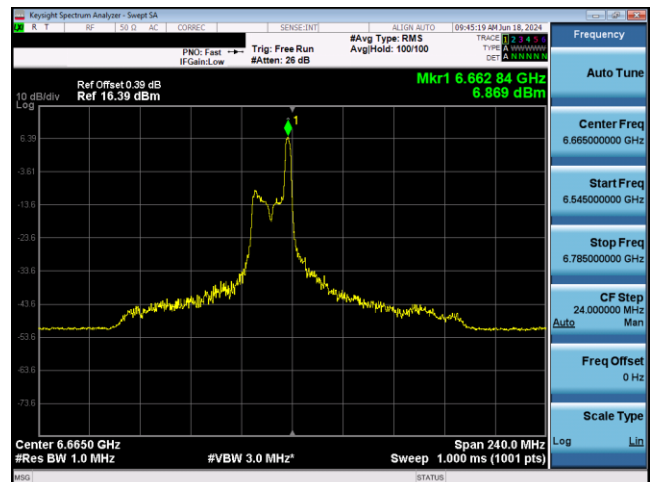
Plot 7-404. SP Power Spectral Density Plot Antenna 5T (80MHz 802.11ax RU26 (UNII Band 7) - Ch. 151)



Plot 7-407. SP Power Spectral Density Plot Antenna 5T (160MHz 802.11ax RU26 (UNII Band 7) - Ch. 143)



Plot 7-405. SP Power Spectral Density Plot Antenna 5T (80MHz 802.11ax RU26 (UNII Band 7) - Ch. 151)



Plot 7-408. SP Power Spectral Density Plot Antenna 5T (160MHz 802.11ax RU26 (UNII Band 7) - Ch. 143)

FCC ID: BCGA2995		MEASUREMENT REPORT (CERTIFICATION)	Approved by: Technical Manager
Test Report S/N: 1C2405200018-25-R1.BCG	Test Dates: 5/20/2024 - 10/1/2024	EUT Type: Tablet Device	Page 177 of 693