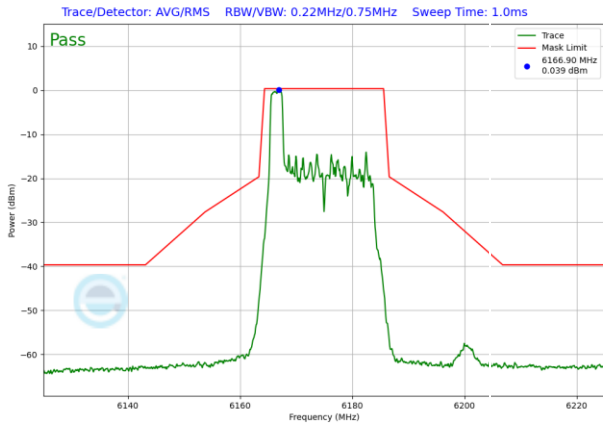
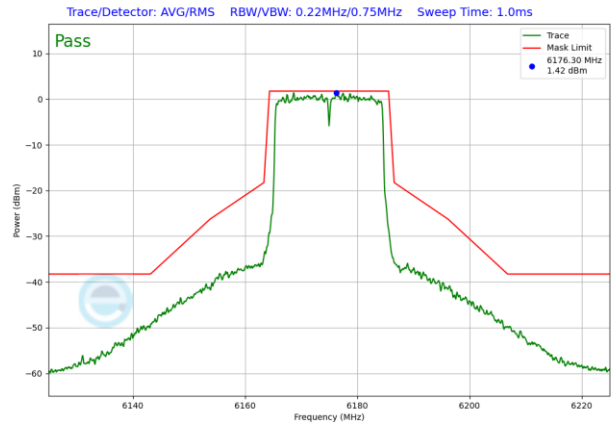


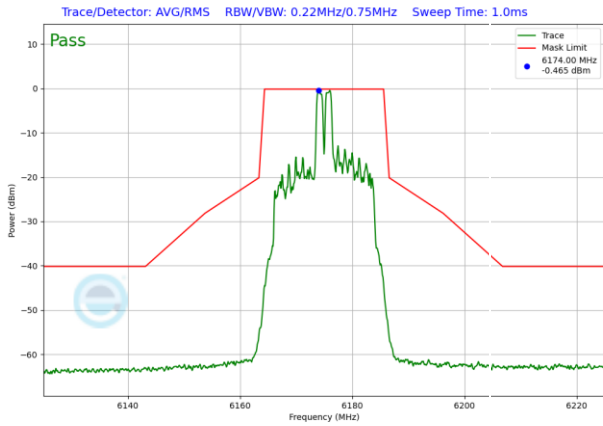
7.5.2 Antenna WF2 SP In-Band Emission Measurements



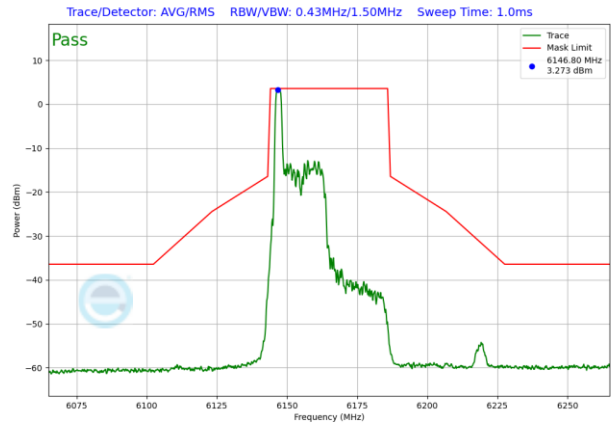
Plot 7-777. SP In-Band Emission Plot Antenna WF2 (20MHz 802.11ax RU26 (UNII Band 5) – Ch. 45)



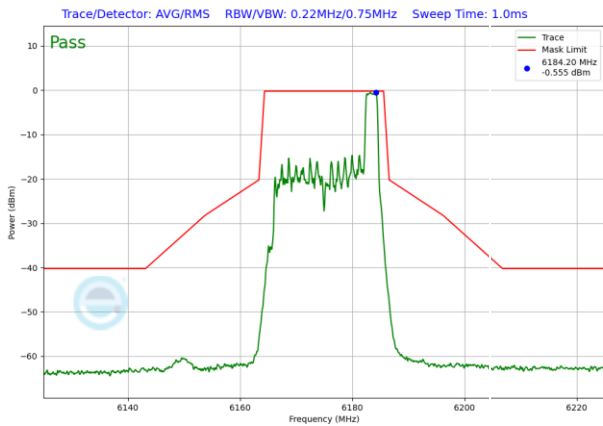
Plot 7-780. SP In-Band Emission Plot Antenna WF2 (20MHz 802.11ax RU242 (UNII Band 5) – Ch. 45)



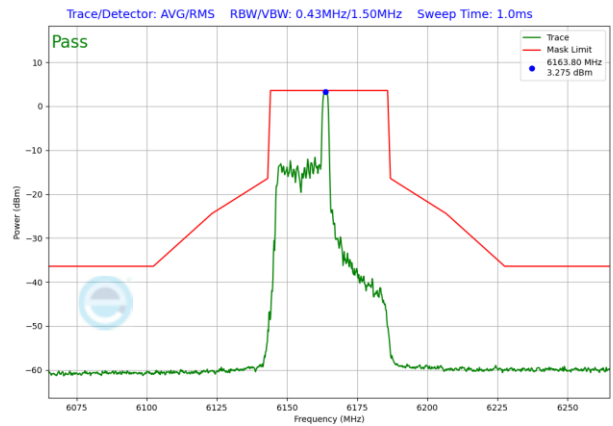
Plot 7-778. SP In-Band Emission Plot Antenna WF2 (20MHz 802.11ax RU26 (UNII Band 5) – Ch. 45)



Plot 7-781. SP In-Band Emission Plot Antenna WF2 (40MHz 802.11ax RU26 (UNII Band 5) – Ch. 43)

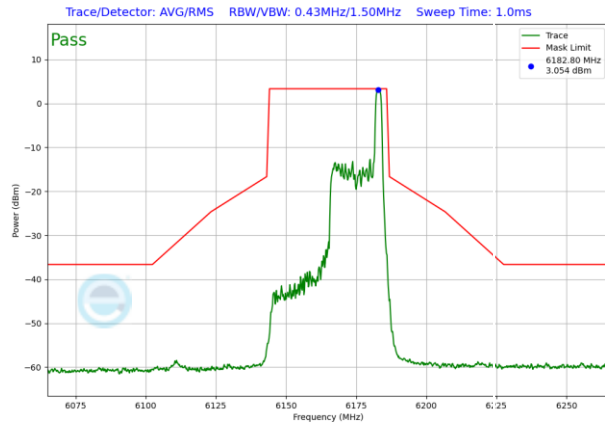


Plot 7-779. SP In-Band Emission Plot Antenna WF2 (20MHz 802.11ax RU26 (UNII Band 5) – Ch. 45)

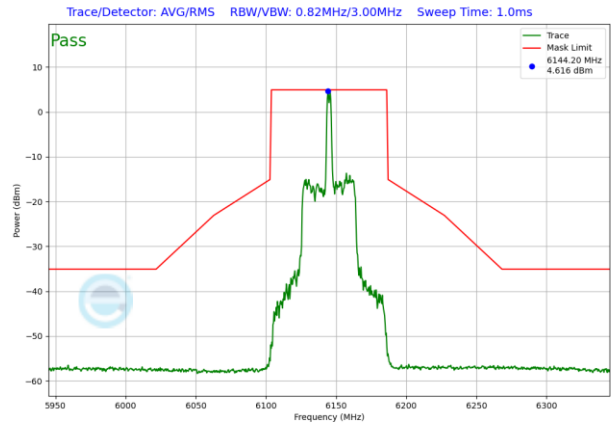


Plot 7-782. SP In-Band Emission Plot Antenna WF2 (40MHz 802.11ax RU26 (UNII Band 5) – Ch. 43)

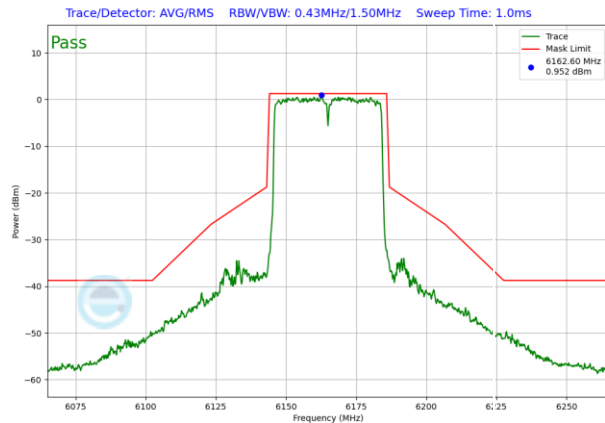
FCC ID: BCGA2993		MEASUREMENT REPORT (CERTIFICATION)	Approved by: Technical Manager
Test Report S/N: 1C2405200017-14-R3.BCG	Test Dates: 5/20/2024 - 10/1/2024	EUT Type: Tablet Device	Page 233 of 464



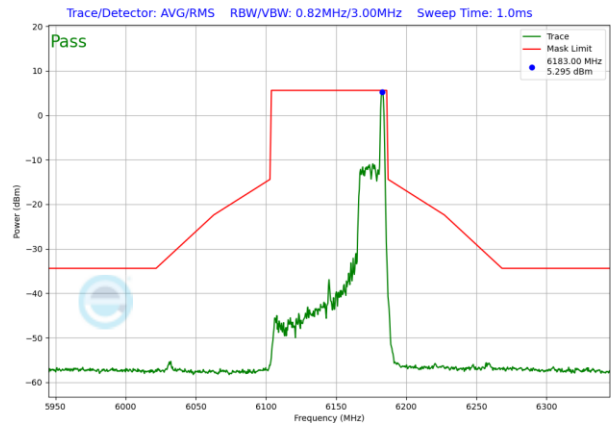
Plot 7-783. SP In-Band Emission Plot Antenna WF2 (40MHz 802.11ax RU26 (UNII Band 5) – Ch. 43)



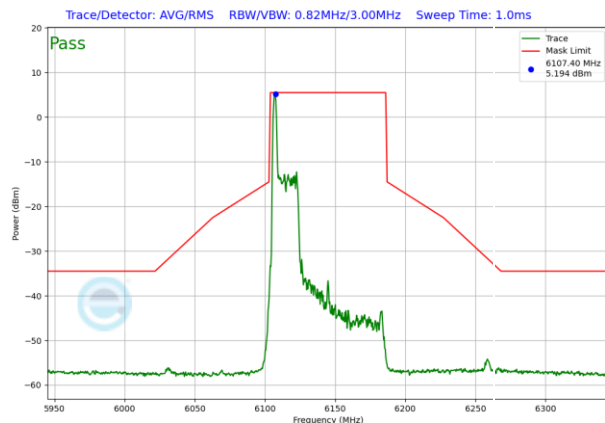
Plot 7-786. SP In-Band Emission Plot Antenna WF2 (80MHz 802.11ax RU26 (UNII Band 5) – Ch. 39)



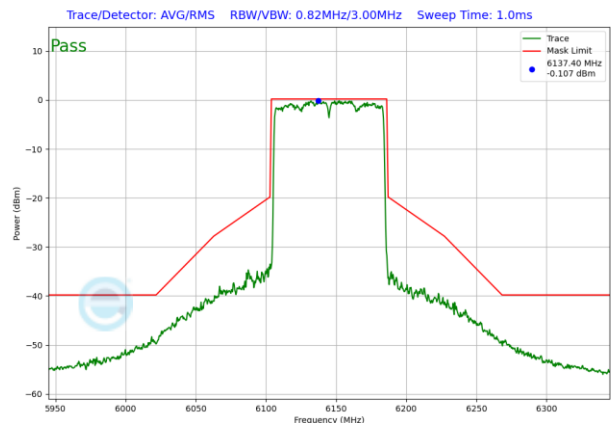
Plot 7-784. SP In-Band Emission Plot Antenna WF2 (40MHz 802.11ax RU484 (UNII Band 5) – Ch. 43)



Plot 7-787. SP In-Band Emission Plot Antenna WF2 (80MHz 802.11ax RU26 (UNII Band 5) – Ch. 39)

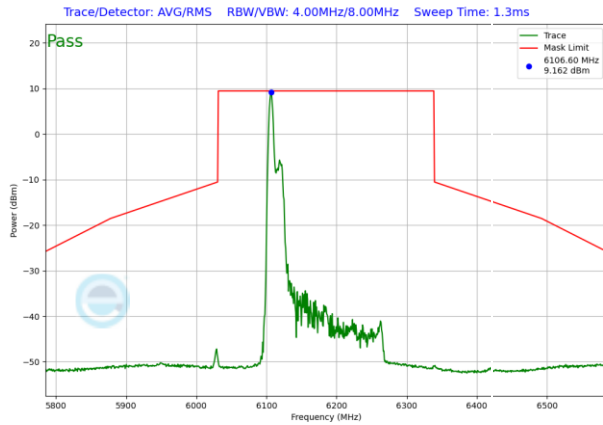


Plot 7-785. SP In-Band Emission Plot Antenna WF2 (80MHz 802.11ax RU26 (UNII Band 5) – Ch. 39)

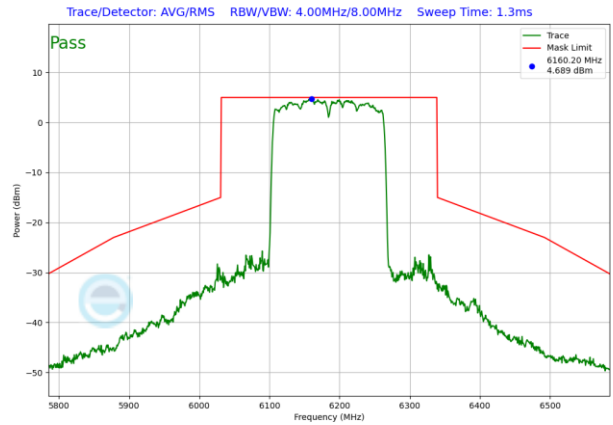


Plot 7-788. SP In-Band Emission Plot Antenna WF2 (80MHz 802.11ax RU996 (UNII Band 5) – Ch. 39)

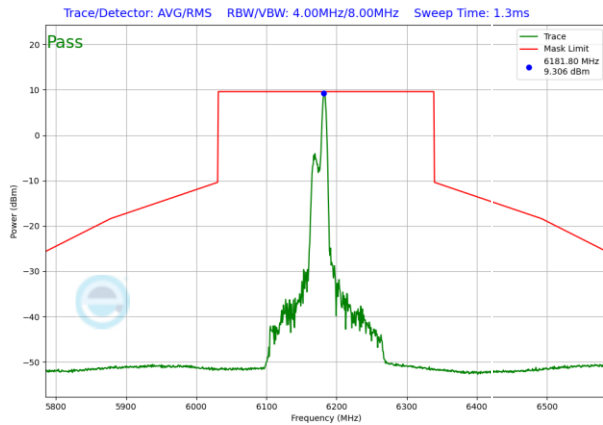
FCC ID: BCGA2993		MEASUREMENT REPORT (CERTIFICATION)	Approved by: Technical Manager
Test Report S/N: 1C2405200017-14-R3.BCG	Test Dates: 5/20/2024 - 10/1/2024	EUT Type: Tablet Device	Page 234 of 464



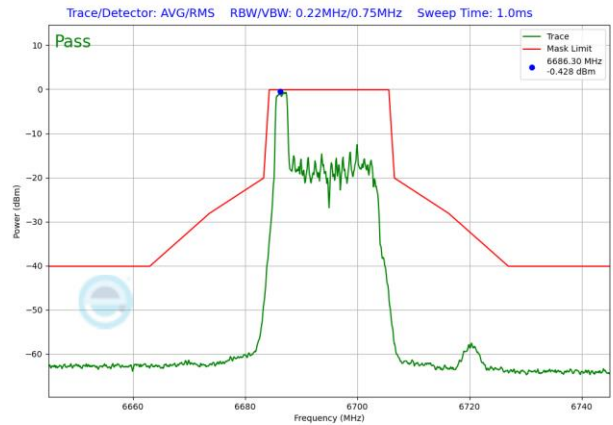
Plot 7-789. SP In-Band Emission Plot Antenna WF2 (160MHz 802.11ax RU26 (UNII Band 5) – Ch. 47)



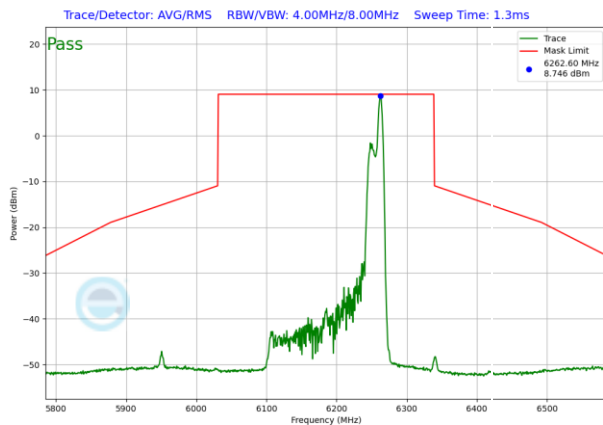
Plot 7-792. SP In-Band Emission Plot Antenna WF2 (160MHz 802.11ax RU996x2 (UNII Band 5) – Ch. 47)



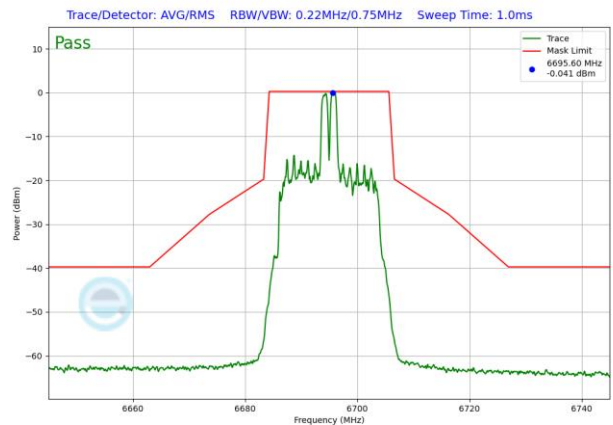
Plot 7-790. SP In-Band Emission Plot Antenna WF2 (160MHz 802.11ax RU26 (UNII Band 5) – Ch. 47)



Plot 7-793. SP In-Band Emission Plot Antenna WF2 (20MHz 802.11ax RU26 (UNII Band 7) – Ch. 149)

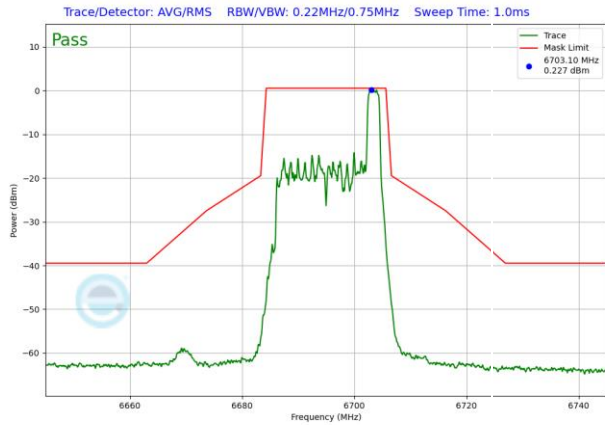


Plot 7-791. SP In-Band Emission Plot Antenna WF2 (160MHz 802.11ax RU26 (UNII Band 5) – Ch. 47)

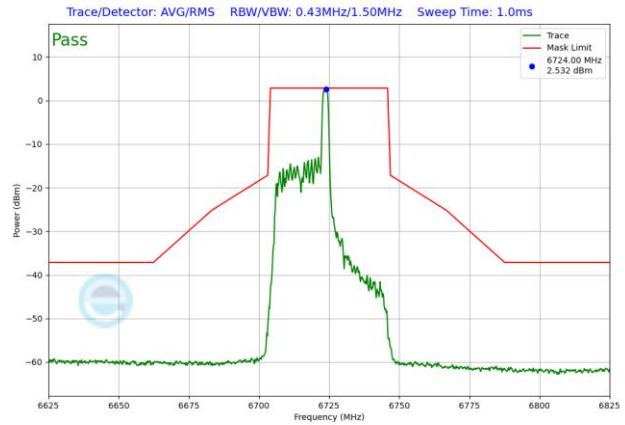


Plot 7-794. SP In-Band Emission Plot Antenna WF2 (20MHz 802.11ax RU26 (UNII Band 7) – Ch. 149)

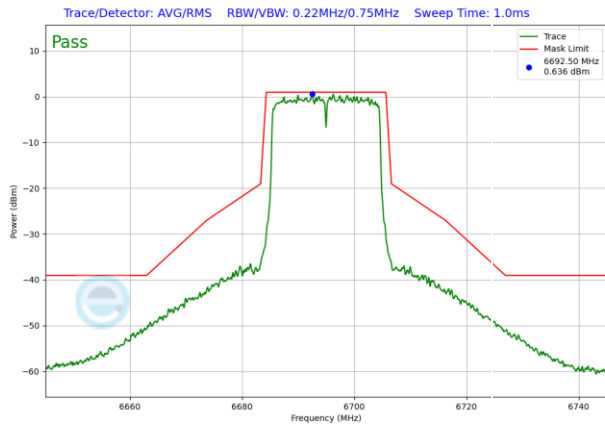
FCC ID: BCGA2993		MEASUREMENT REPORT (CERTIFICATION)	Approved by: Technical Manager
Test Report S/N: 1C2405200017-14-R3.BCG	Test Dates: 5/20/2024 - 10/1/2024	EUT Type: Tablet Device	Page 235 of 464



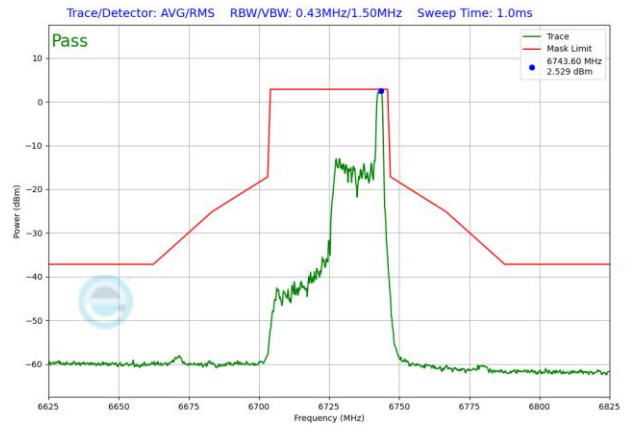
Plot 7-795. SP In-Band Emission Plot Antenna WF2 (20MHz 802.11ax RU26 (UNII Band 7) – Ch. 149)



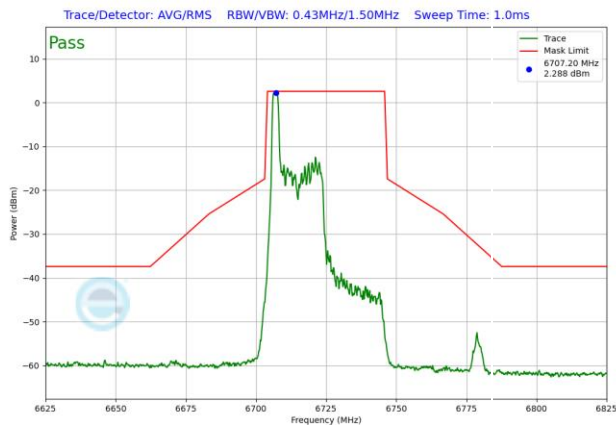
Plot 7-798. SP In-Band Emission Plot Antenna WF2 (40MHz 802.11ax RU26 (UNII Band 7) – Ch. 155)



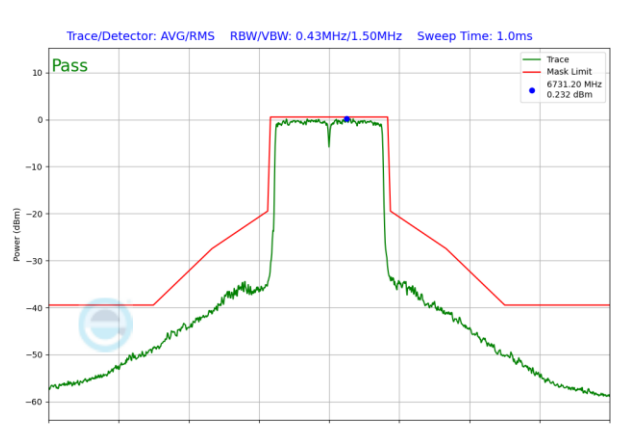
Plot 7-796. SP In-Band Emission Plot Antenna WF2 (20MHz 802.11ax RU242 (UNII Band 7) – Ch. 149)



Plot 7-799. SP In-Band Emission Plot Antenna WF2 (40MHz 802.11ax RU26 (UNII Band 7) – Ch. 155)

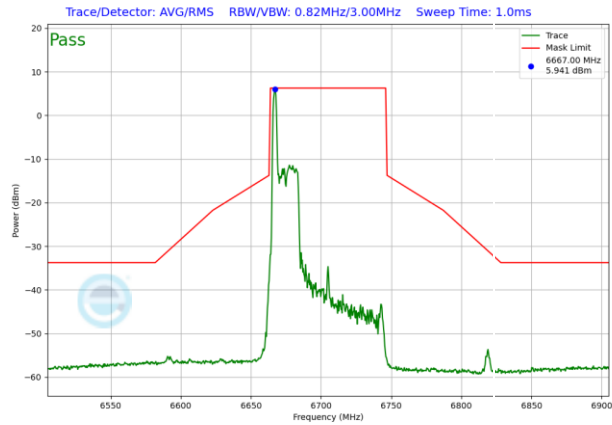


Plot 7-797. SP In-Band Emission Plot Antenna WF2 (40MHz 802.11ax RU2 (UNII Band 7) – Ch. 155)

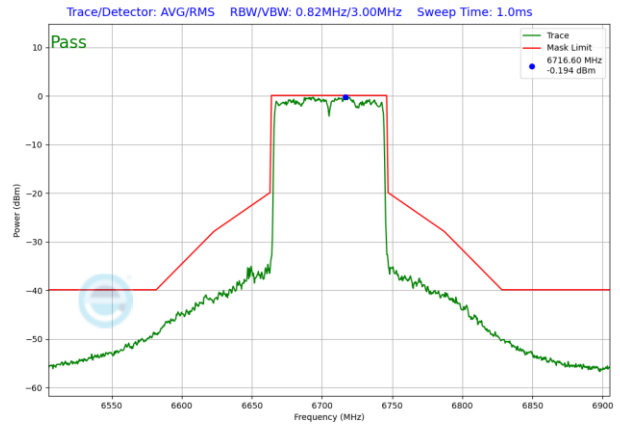


Plot 7-800. SP In-Band Emission Plot Antenna WF2 (40MHz 802.11ax RU484 (UNII Band 7) – Ch. 155)

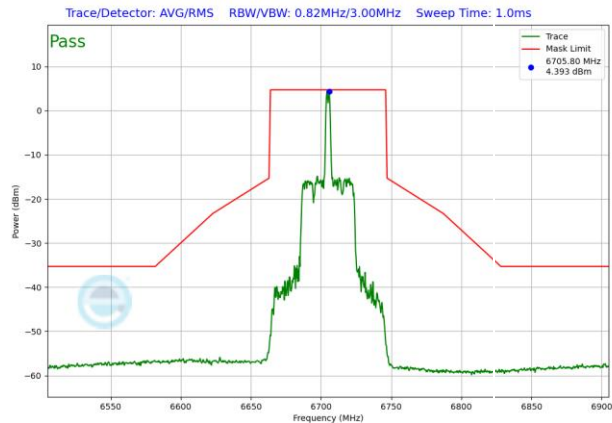
FCC ID: BCGA2993		MEASUREMENT REPORT (CERTIFICATION)	Approved by: Technical Manager
Test Report S/N: 1C2405200017-14-R3.BCG	Test Dates: 5/20/2024 - 10/1/2024	EUT Type: Tablet Device	Page 236 of 464



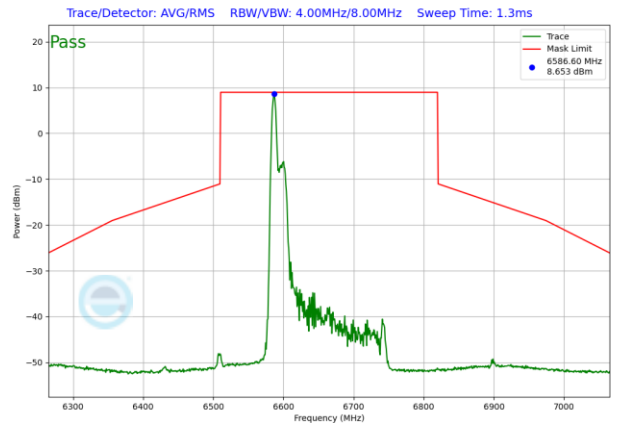
Plot 7-801. SP In-Band Emission Plot Antenna WF2 (80MHz 802.11ax RU26 (UNII Band 7) – Ch. 151)



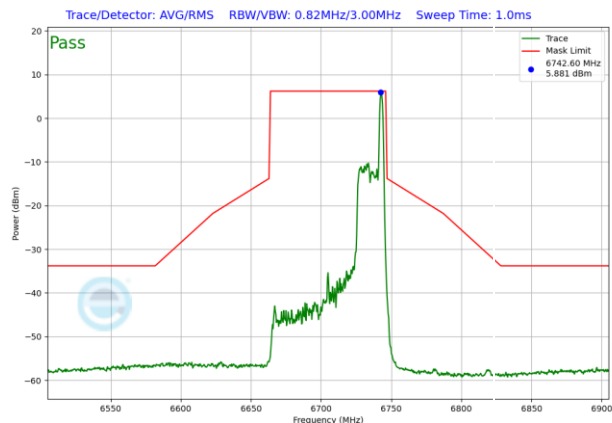
Plot 7-804. SP In-Band Emission Plot Antenna WF2 (80MHz 802.11ax RU996 (UNII Band 7) – Ch. 151)



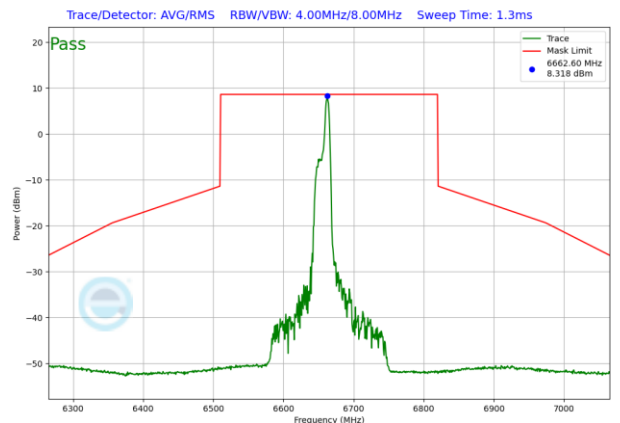
Plot 7-802. SP In-Band Emission Plot Antenna WF2 (80MHz 802.11ax RU26 (UNII Band 7) – Ch. 151)



Plot 7-805. SP In-Band Emission Plot Antenna WF2 (160MHz 802.11ax RU26 (UNII Band 7) – Ch. 143)

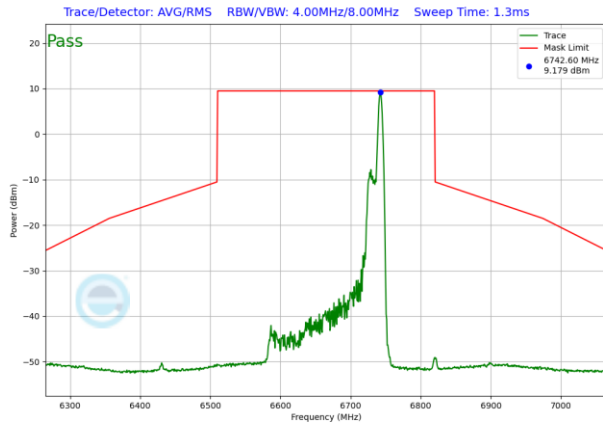


Plot 7-803. SP In-Band Emission Plot Antenna WF2 (80MHz 802.11ax RU26 (UNII Band 7) – Ch. 151)

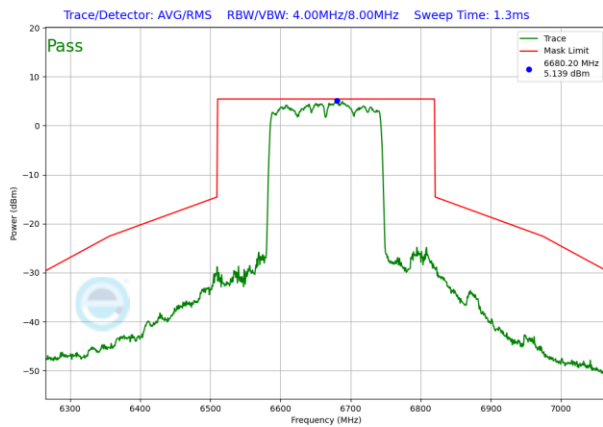


Plot 7-806. SP In-Band Emission Plot Antenna WF2 (160MHz 802.11ax RU26 (UNII Band 7) – Ch. 143)

FCC ID: BCGA2993		MEASUREMENT REPORT (CERTIFICATION)	Approved by: Technical Manager
Test Report S/N: 1C2405200017-14-R3.BCG	Test Dates: 5/20/2024 - 10/1/2024	EUT Type: Tablet Device	Page 237 of 464



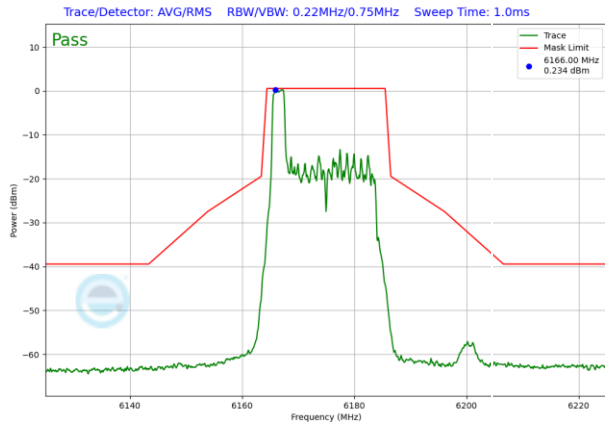
Plot 7-807. SP In-Band Emission Plot Antenna WF2 (160MHz 802.11ax RU26 (UNII Band 7) – Ch. 143)



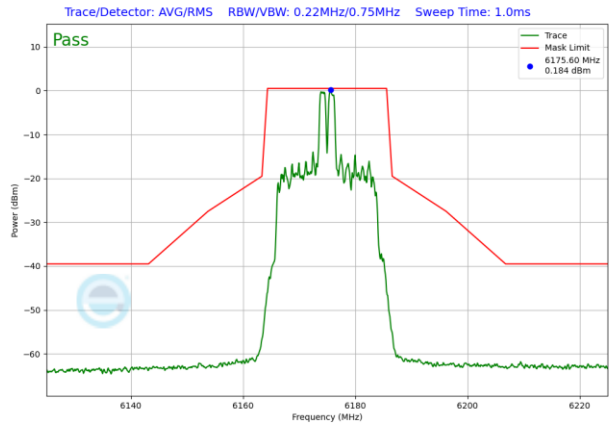
Plot 7-808. SP In-Band Emission Plot Antenna WF2 (160MHz 802.11ax RU996x2 (UNII Band 7) – Ch. 143)

FCC ID: BCGA2993	 MEASUREMENT REPORT (CERTIFICATION)		Approved by: Technical Manager
Test Report S/N: 1C2405200017-14-R3.BCG	Test Dates: 5/20/2024 - 10/1/2024	EUT Type: Tablet Device	Page 238 of 464

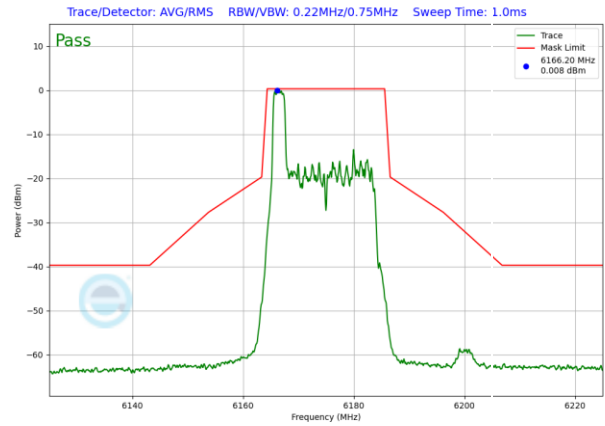
7.5.3 CDD/SDM SP In-Band Emission Measurements



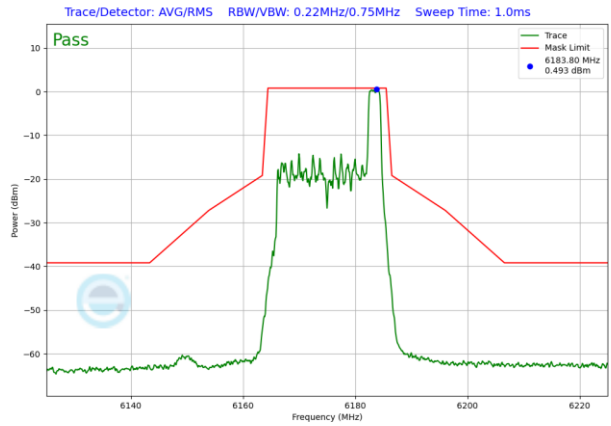
Plot 7-809. SP In-Band Emission Plot SDM Antenna WF5T (20MHz 802.11ax RU26 (UNII Band 5) – Ch. 45)



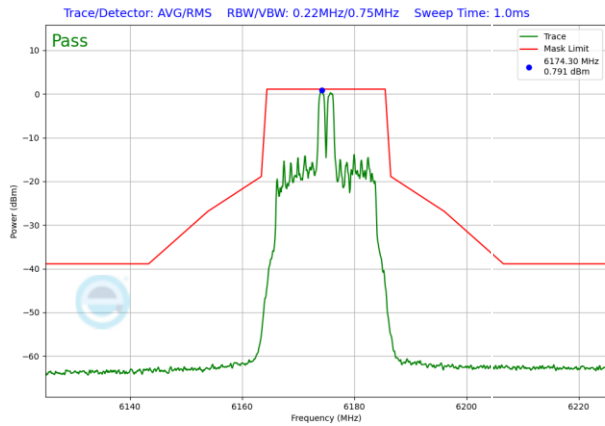
Plot 7-812. SP In-Band Emission Plot SDM Antenna WF2 (20MHz 802.11ax RU26 (UNII Band 5) – Ch. 45)



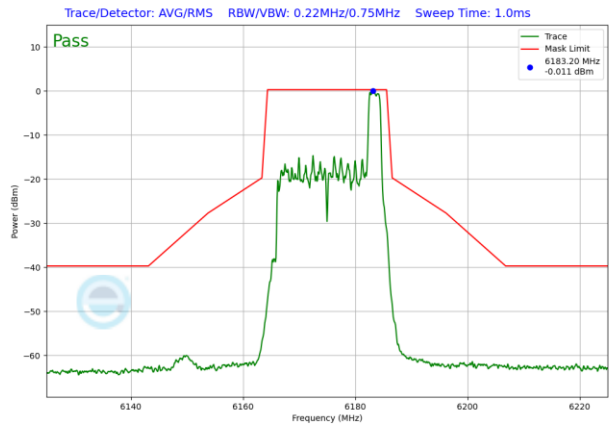
Plot 7-810. SP In-Band Emission Plot SDM Antenna WF2 (20MHz 802.11ax RU26 (UNII Band 5) – Ch. 45)



Plot 7-813. SP In-Band Emission Plot SDM Antenna WF5T (20MHz 802.11ax RU26 (UNII Band 5) – Ch. 45)

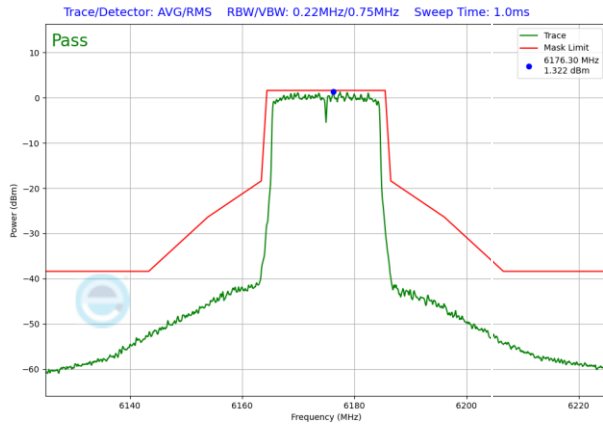


Plot 7-811. SP In-Band Emission Plot SDM Antenna WF5T (20MHz 802.11ax RU26 (UNII Band 5) – Ch. 45)

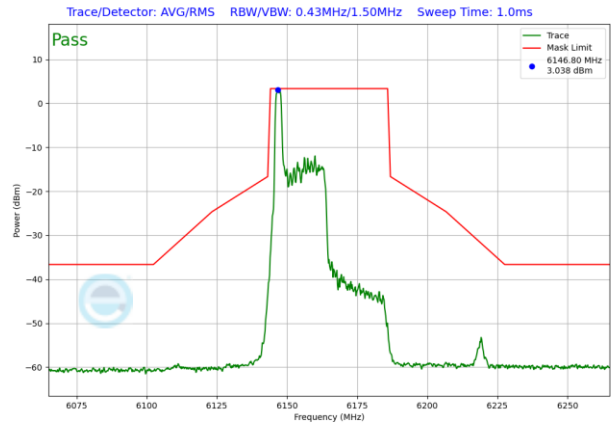


Plot 7-814. SP In-Band Emission Plot SDM Antenna WF2 (20MHz 802.11ax RU26 (UNII Band 5) – Ch. 45)

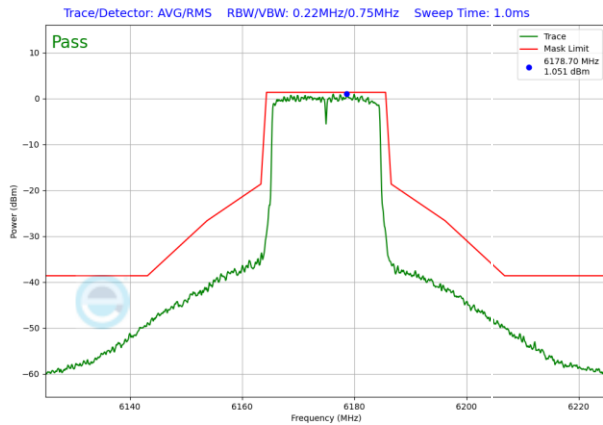
FCC ID: BCGA2993		MEASUREMENT REPORT (CERTIFICATION)	Approved by: Technical Manager
Test Report S/N: 1C2405200017-14-R3.BCG	Test Dates: 5/20/2024 - 10/1/2024	EUT Type: Tablet Device	Page 239 of 464



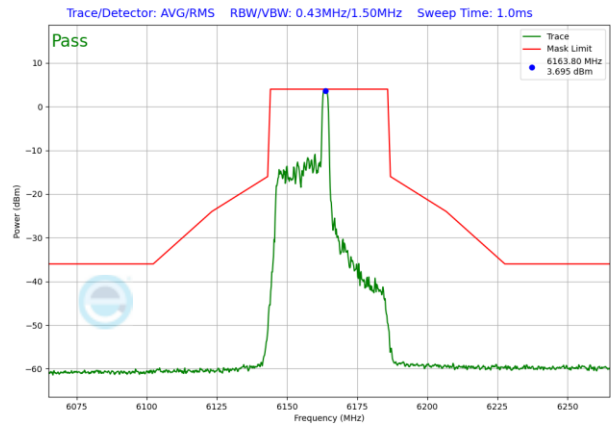
Plot 7-815. SP In-Band Emission Plot SDM Antenna WF5T (20MHz 802.11ax RU242 (UNII Band 5) – Ch. 45)



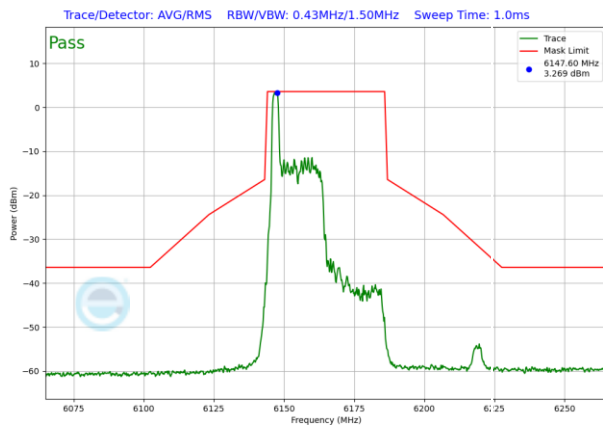
Plot 7-818. SP In-Band Emission Plot SDM Antenna WF2 (40MHz 802.11ax RU26 (UNII Band 5) – Ch. 43)



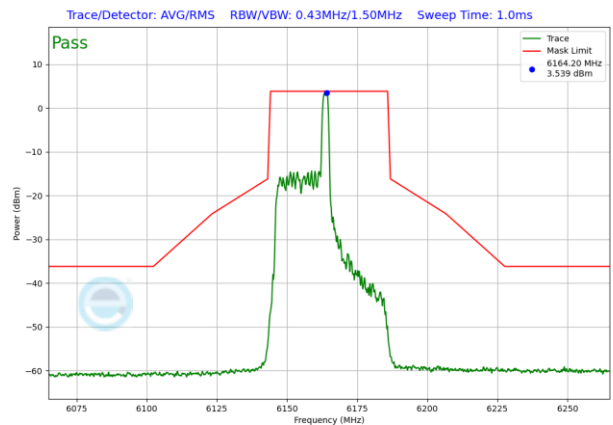
Plot 7-816. SP In-Band Emission Plot SDM Antenna WF2 (20MHz 802.11ax RU242 (UNII Band 5) – Ch. 45)



Plot 7-819. SP In-Band Emission Plot SDM Antenna WF5T (40MHz 802.11ax RU26 (UNII Band 5) – Ch. 43)

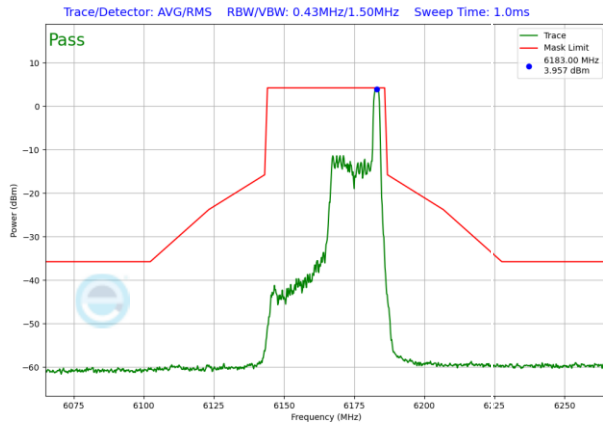


Plot 7-817. SP In-Band Emission Plot SDM Antenna WF5T (40MHz 802.11ax RU26 (UNII Band 5) – Ch. 43)

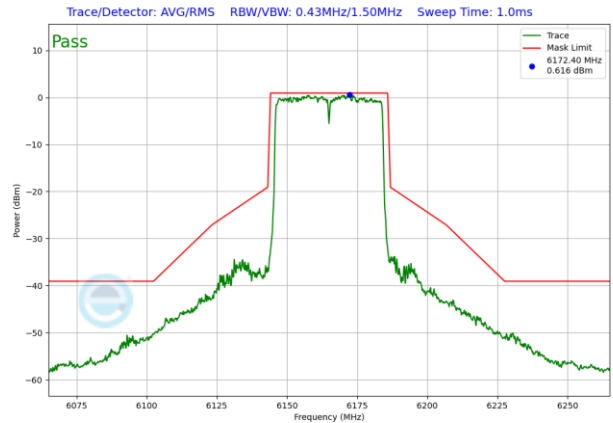


Plot 7-820. SP In-Band Emission Plot SDM Antenna WF2 (40MHz 802.11ax RU26 (UNII Band 5) – Ch. 43)

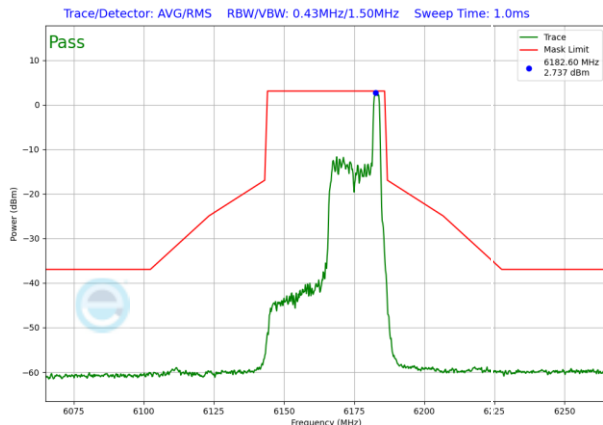
FCC ID: BCGA2993		MEASUREMENT REPORT (CERTIFICATION)	Approved by: Technical Manager
Test Report S/N: 1C2405200017-14-R3.BCG	Test Dates: 5/20/2024 - 10/1/2024	EUT Type: Tablet Device	Page 240 of 464



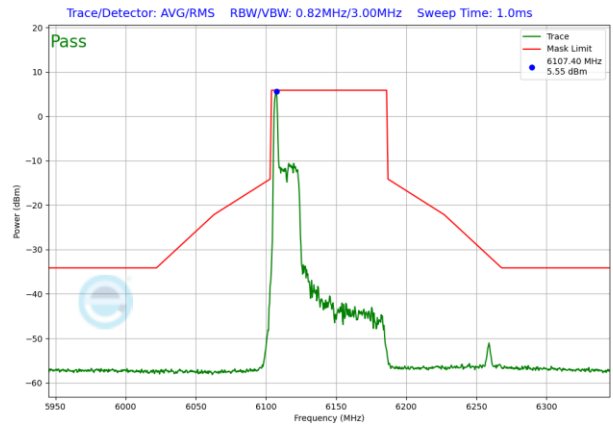
Plot 7-821. SP In-Band Emission Plot SDM Antenna WF5T (40MHz 802.11ax RU26 (UNII Band 5) – Ch. 43)



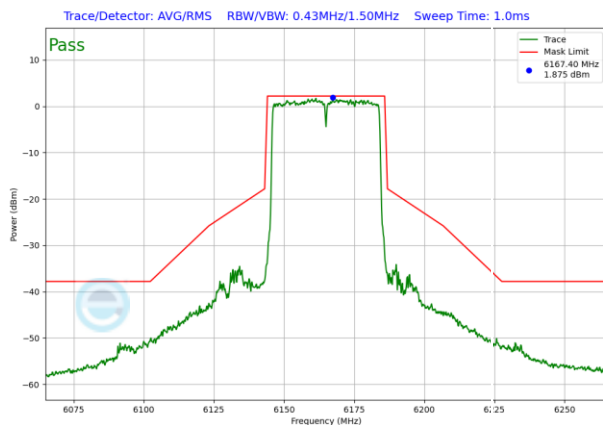
Plot 7-824. SP In-Band Emission Plot CDD Antenna WF2 (40MHz 802.11ax RU484 (UNII Band 5) – Ch. 43)



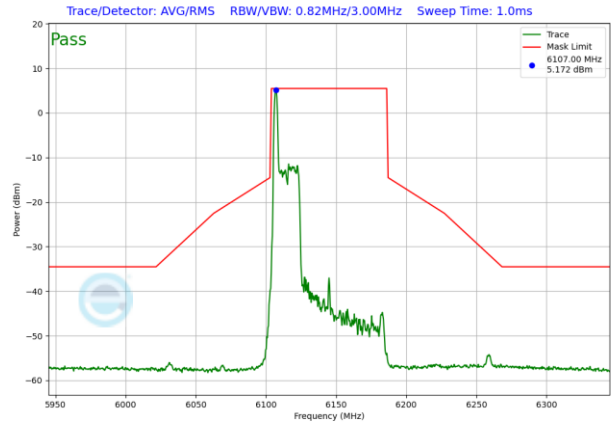
Plot 7-822. SP In-Band Emission Plot SDM Antenna WF2 (40MHz 802.11ax RU26 (UNII Band 5) – Ch. 43)



Plot 7-825. SP In-Band Emission Plot SDM Antenna WF5T (80MHz 802.11ax RU26 (UNII Band 5) – Ch. 39)

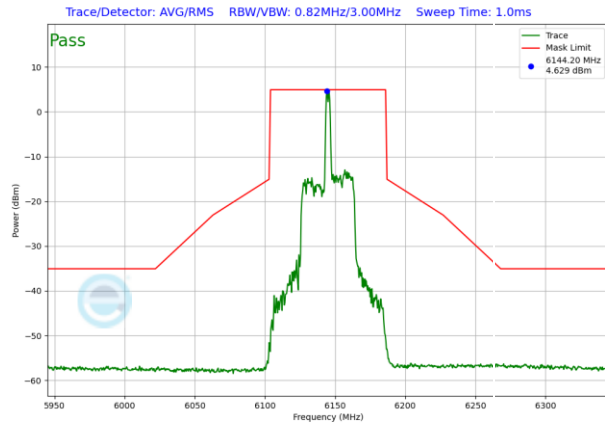


Plot 7-823. SP In-Band Emission Plot CDD Antenna WF5T (40MHz 802.11ax RU484 (UNII Band 5) – Ch. 43)

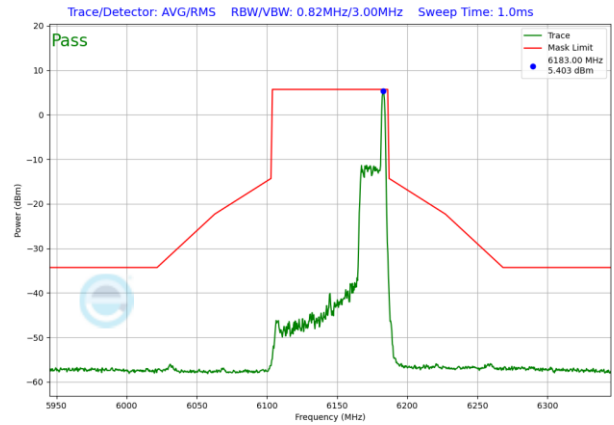


Plot 7-826. SP In-Band Emission Plot SDM Antenna WF2 (80MHz 802.11ax RU26 (UNII Band 5) – Ch. 39)

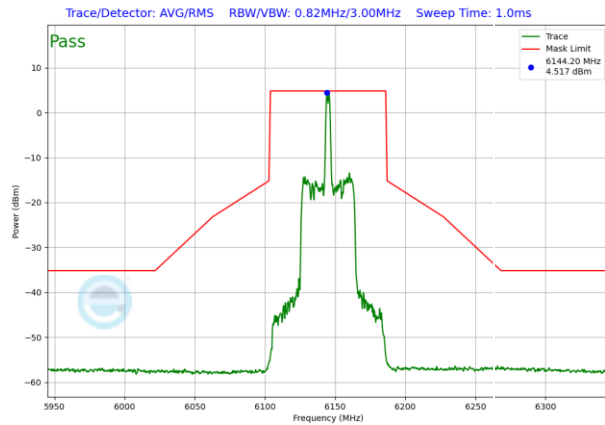
FCC ID: BCGA2993		MEASUREMENT REPORT (CERTIFICATION)	Approved by: Technical Manager
Test Report S/N: 1C2405200017-14-R3.BCG	Test Dates: 5/20/2024 - 10/1/2024	EUT Type: Tablet Device	Page 241 of 464



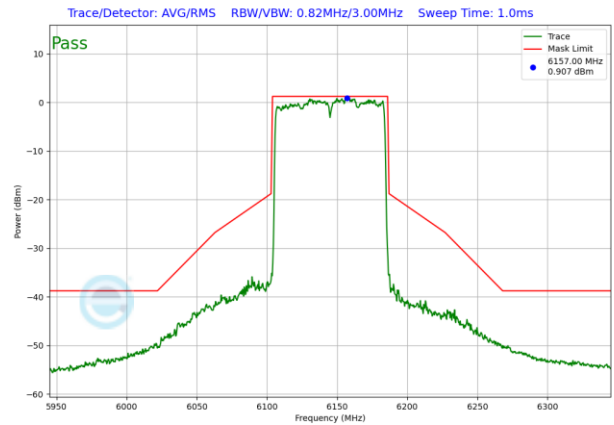
Plot 7-827. SP In-Band Emission Plot SDM Antenna WF5T (80MHz 802.11ax RU26 (UNII Band 5) – Ch. 39)



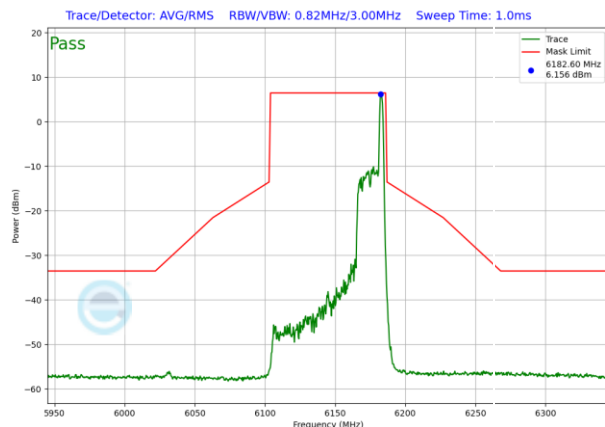
Plot 7-830. SP In-Band Emission Plot SDM Antenna WF2 (80MHz 802.11ax RU26 (UNII Band 5) – Ch. 39)



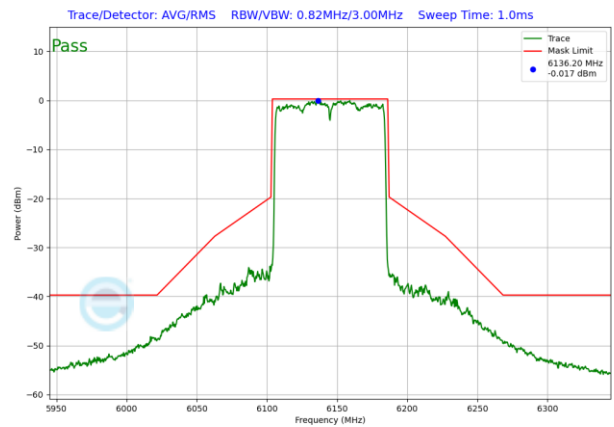
Plot 7-828. SP In-Band Emission Plot SDM Antenna WF2 (80MHz 802.11ax RU26 (UNII Band 5) – Ch. 39)



Plot 7-831. SP In-Band Emission Plot CDD Antenna WF5T (80MHz 802.11ax RU996 (UNII Band 5) – Ch. 39)

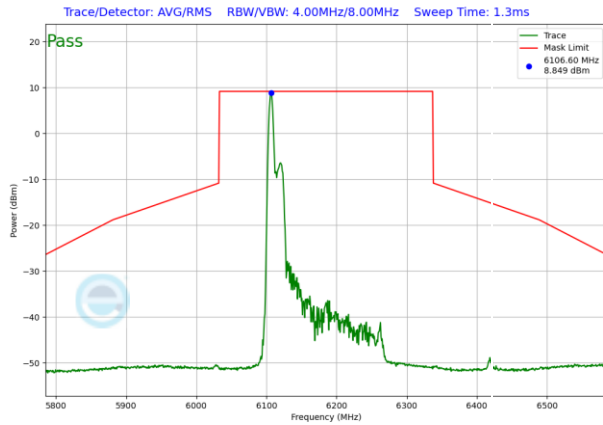


Plot 7-829. SP In-Band Emission Plot SDM Antenna WF5T (80MHz 802.11ax RU26 (UNII Band 5) – Ch. 39)

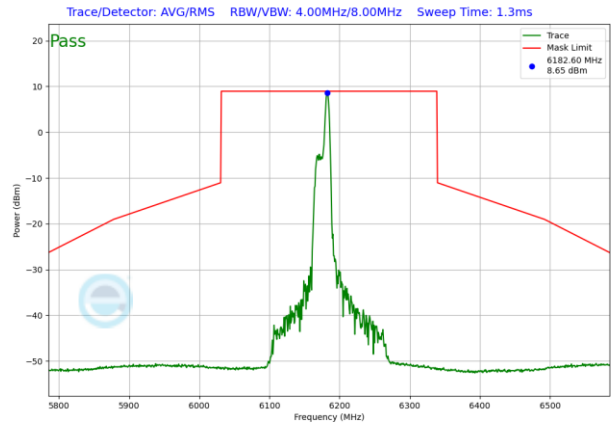


Plot 7-832. SP In-Band Emission Plot CDD Antenna WF2 (80MHz 802.11ax RU996 (UNII Band 5) – Ch. 39)

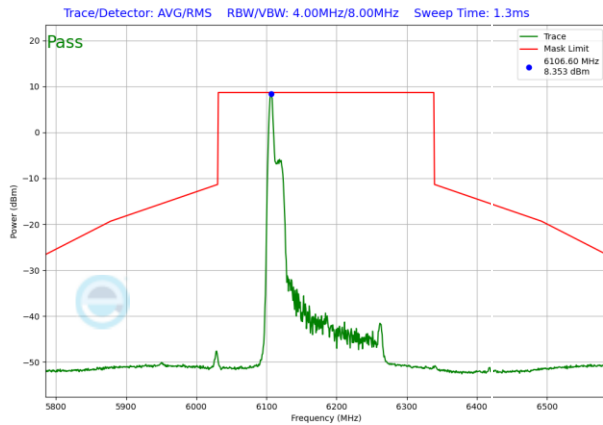
FCC ID: BCGA2993		MEASUREMENT REPORT (CERTIFICATION)	Approved by: Technical Manager
Test Report S/N: 1C2405200017-14-R3.BCG	Test Dates: 5/20/2024 - 10/1/2024	EUT Type: Tablet Device	Page 242 of 464



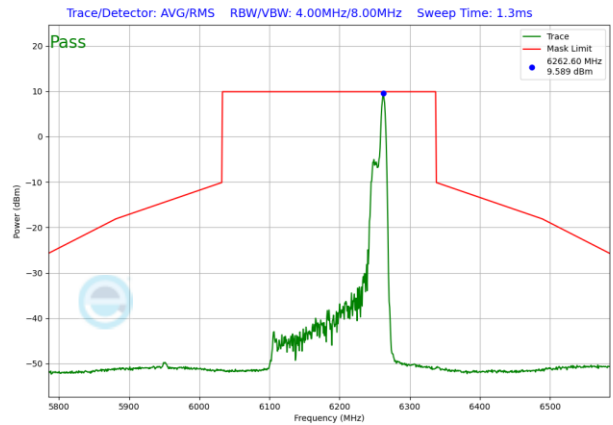
Plot 7-833. SP In-Band Emission Plot SDM Antenna WF5T (160MHz 802.11ax RU26 (UNII Band 5) – Ch. 47)



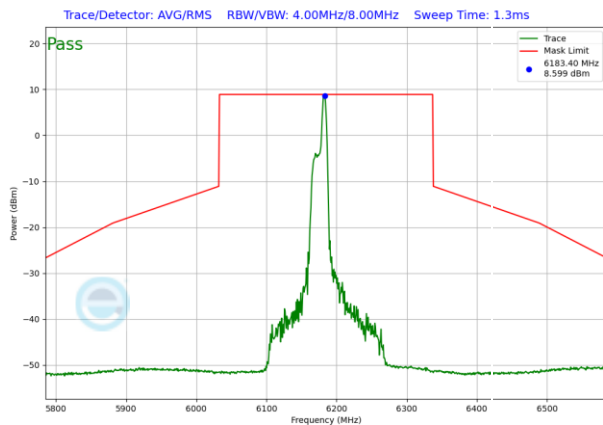
Plot 7-836. SP In-Band Emission Plot SDM Antenna WF2 (160MHz 802.11ax RU26 (UNII Band 5) – Ch. 47)



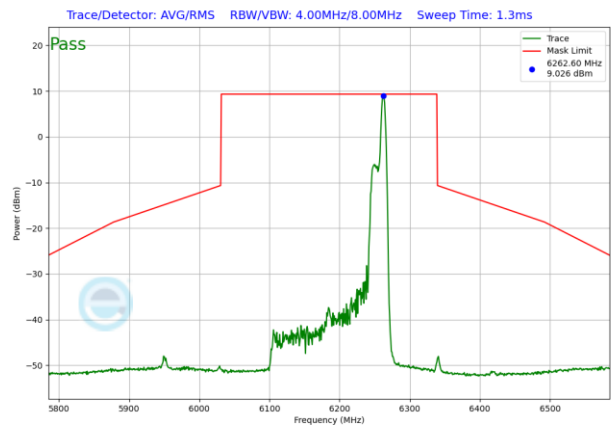
Plot 7-834. SP In-Band Emission Plot SDM Antenna WF2 (160MHz 802.11ax RU26 (UNII Band 5) – Ch. 47)



Plot 7-837. SP In-Band Emission Plot SDM Antenna WF5T (160MHz 802.11ax RU26 (UNII Band 5) – Ch. 47)

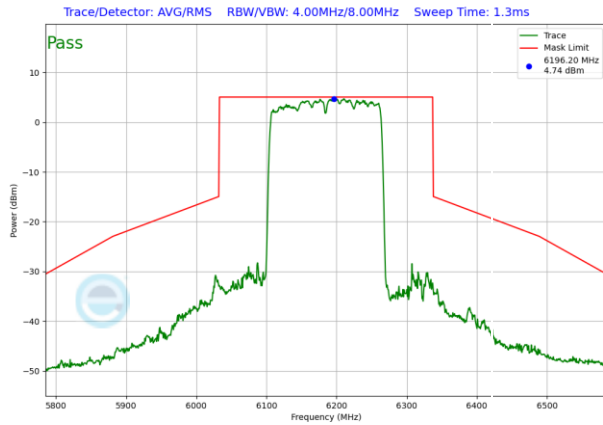


Plot 7-835. SP In-Band Emission Plot SDM Antenna WF5T (160MHz 802.11ax RU26 (UNII Band 5) – Ch. 47)

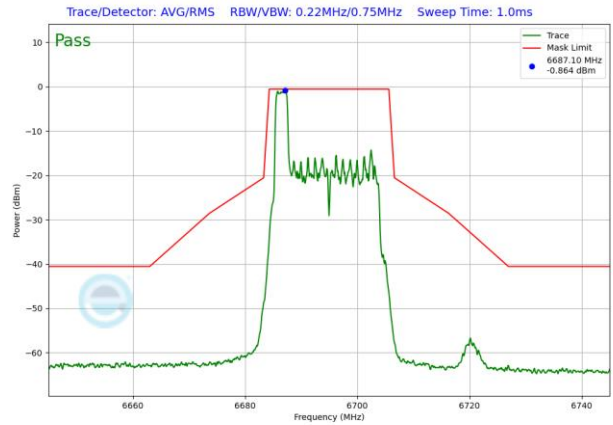


Plot 7-838. SP In-Band Emission Plot SDM Antenna WF2 (160MHz 802.11ax RU26 (UNII Band 5) – Ch. 47)

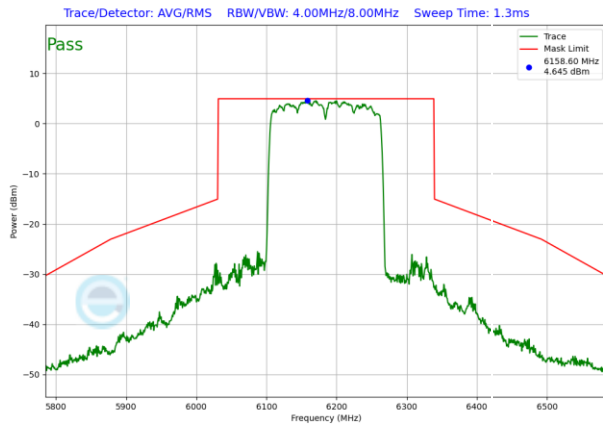
FCC ID: BCGA2993		MEASUREMENT REPORT (CERTIFICATION)	Approved by: Technical Manager
Test Report S/N: 1C2405200017-14-R3.BCG	Test Dates: 5/20/2024 - 10/1/2024	EUT Type: Tablet Device	Page 243 of 464



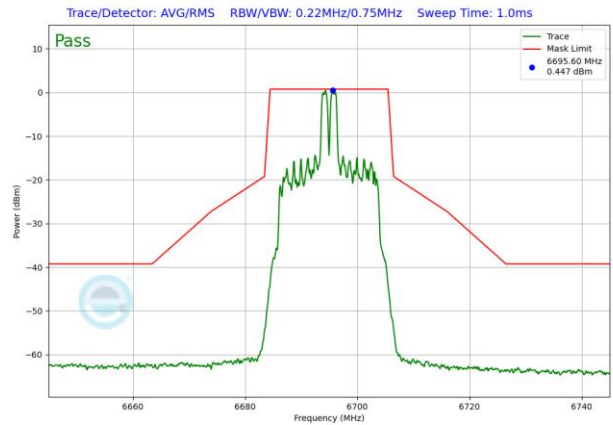
Plot 7-839. SP In-Band Emission Plot CDD Antenna WF5T (160MHz 802.11ax RU996x2 (UNII Band 5) – Ch. 47)



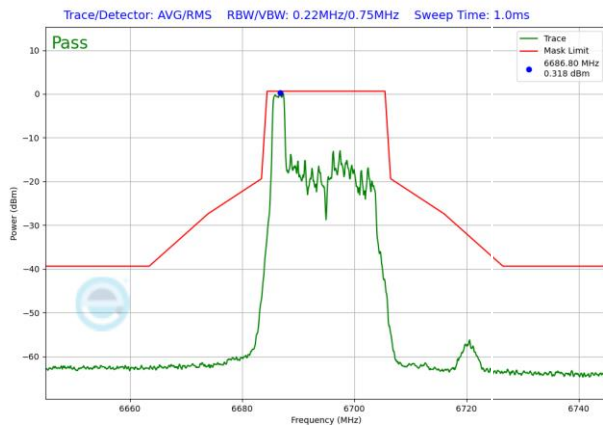
Plot 7-842. SP In-Band Emission Plot SDM Antenna WF2 (20MHz 802.11ax RU26 (UNII Band 7) – Ch. 149)



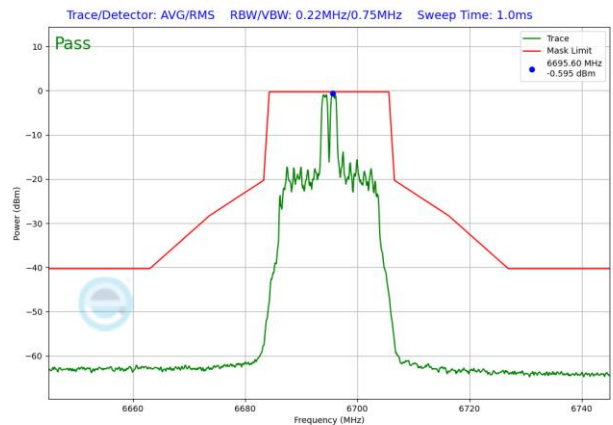
Plot 7-840. SP In-Band Emission Plot CDD Antenna WF2 (160MHz 802.11ax RU996x2 (UNII Band 5) – Ch. 47)



Plot 7-843. SP In-Band Emission Plot SDM Antenna WF5T (20MHz 802.11ax RU26 (UNII Band 7) – Ch. 149)

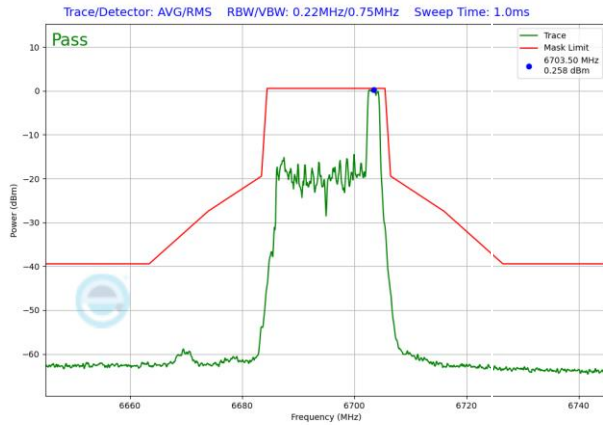


Plot 7-841. SP In-Band Emission Plot SDM Antenna WF5T (20MHz 802.11ax RU26 (UNII Band 7) – Ch. 149)

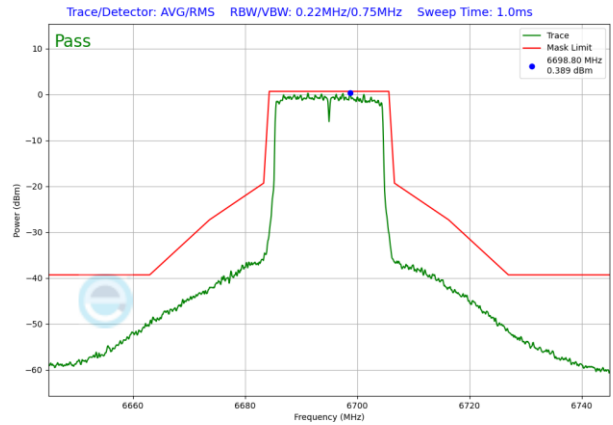


Plot 7-844. SP In-Band Emission Plot SDM Antenna WF2 (20MHz 802.11ax RU26 (UNII Band 7) – Ch. 149)

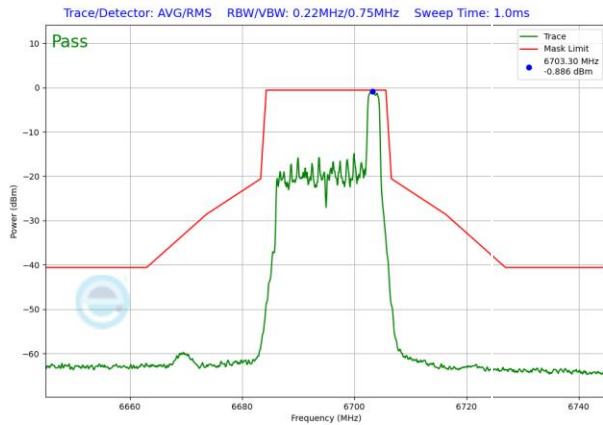
FCC ID: BCGA2993		MEASUREMENT REPORT (CERTIFICATION)	Approved by: Technical Manager
Test Report S/N: 1C2405200017-14-R3.BCG	Test Dates: 5/20/2024 - 10/1/2024		EUT Type: Tablet Device



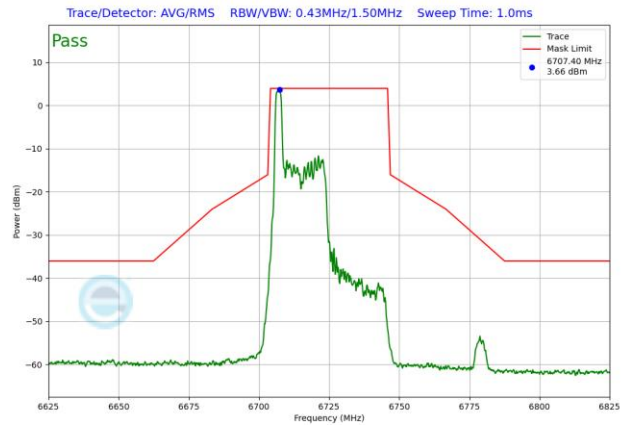
Plot 7-845. SP In-Band Emission Plot SDM Antenna WF5T (20MHz 802.11ax RU26 (UNII Band 7) – Ch. 149)



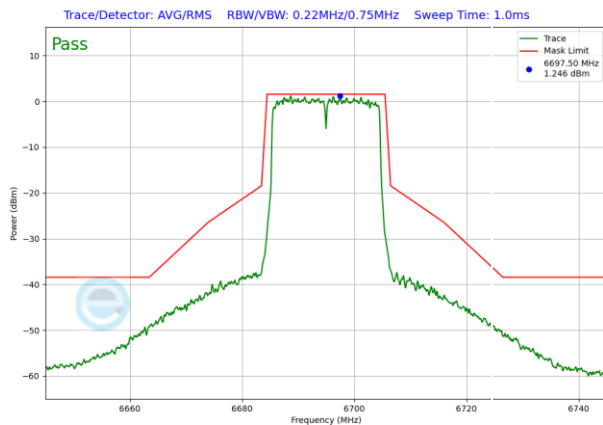
Plot 7-848. SP In-Band Emission Plot SDM Antenna WF2 (20MHz 802.11ax RU242 (UNII Band 7) – Ch. 149)



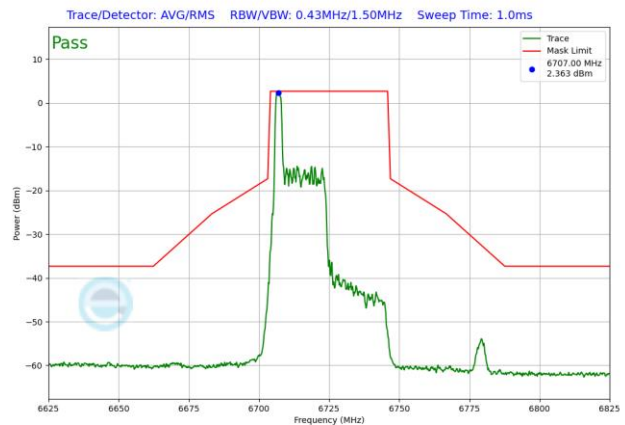
Plot 7-846. SP In-Band Emission Plot SDM Antenna WF2 (20MHz 802.11ax RU26 (UNII Band 7) – Ch. 149)



Plot 7-849. SP In-Band Emission Plot SDM Antenna WF5T (40MHz 802.11ax RU26 (UNII Band 7) – Ch. 155)

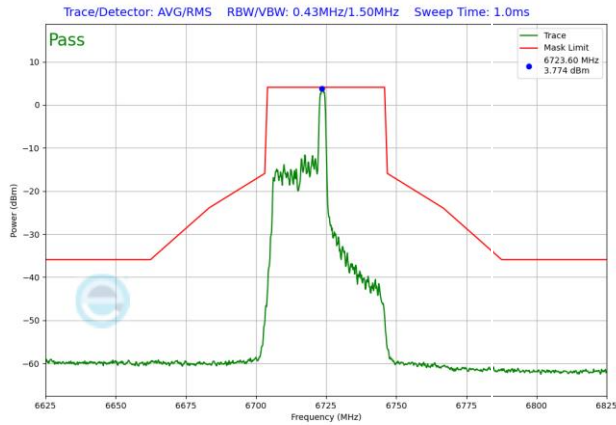


Plot 7-847. SP In-Band Emission Plot SDM Antenna WF5T (20MHz 802.11ax RU242 (UNII Band 7) – Ch. 149)

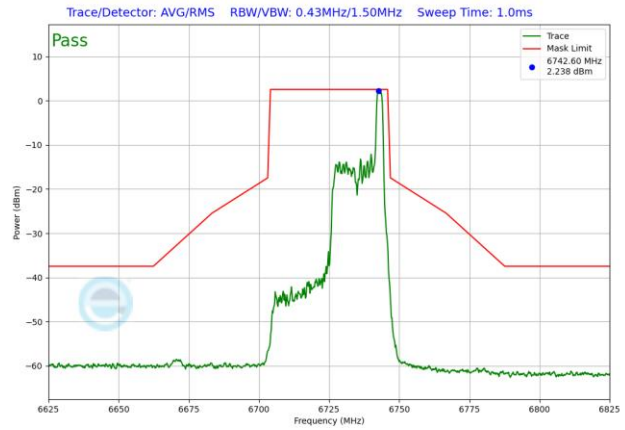


Plot 7-850. SP In-Band Emission Plot SDM Antenna WF2 (40MHz 802.11ax RU26 (UNII Band 7) – Ch. 155)

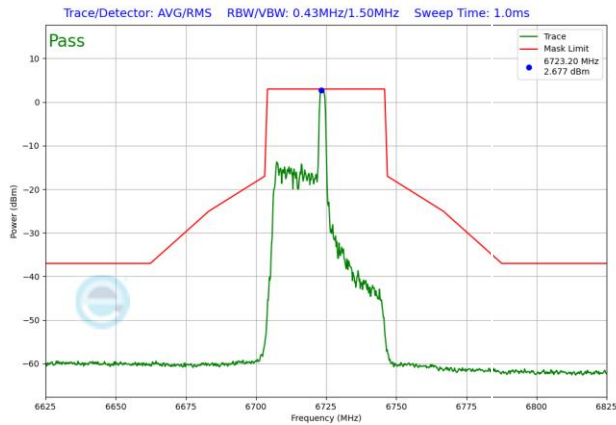
FCC ID: BCGA2993		MEASUREMENT REPORT (CERTIFICATION)	Approved by: Technical Manager
Test Report S/N: 1C2405200017-14-R3.BCG	Test Dates: 5/20/2024 - 10/1/2024	EUT Type: Tablet Device	Page 245 of 464



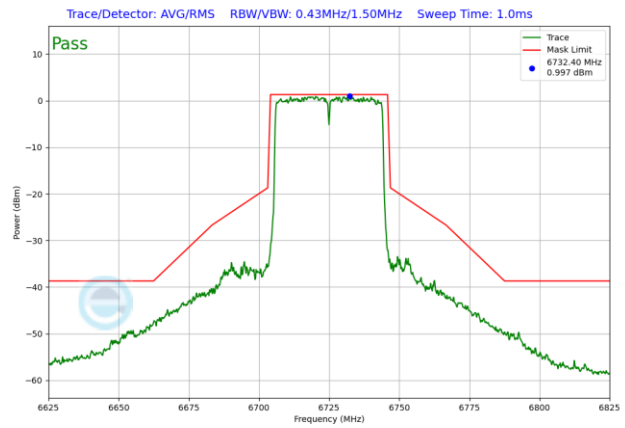
Plot 7-851. SP In-Band Emission Plot SDM Antenna WF5T (40MHz 802.11ax RU26 (UNII Band 7) – Ch. 155)



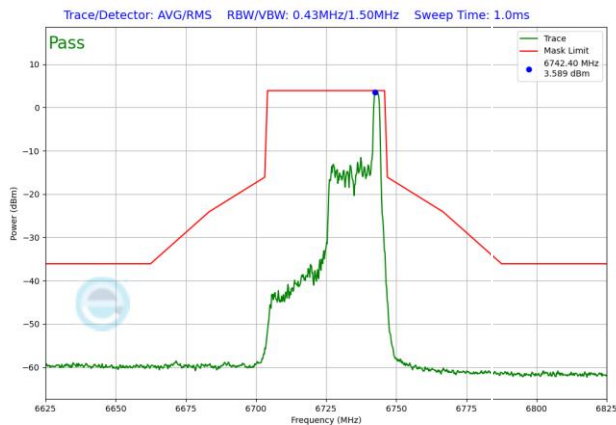
Plot 7-854. SP In-Band Emission Plot SDM Antenna WF2 (40MHz 802.11ax RU26 (UNII Band 7) – Ch. 155)



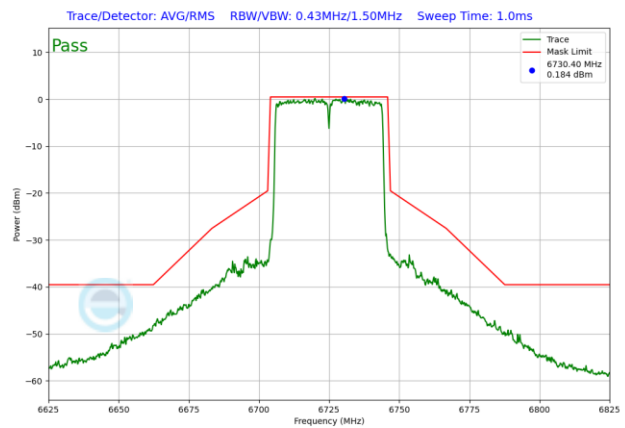
Plot 7-852. SP In-Band Emission Plot SDM Antenna WF2 (40MHz 802.11ax RU26 (UNII Band 7) – Ch. 155)



Plot 7-855. SP In-Band Emission Plot CDD Antenna WF5T (40MHz 802.11ax RU484 (UNII Band 7) – Ch. 155)

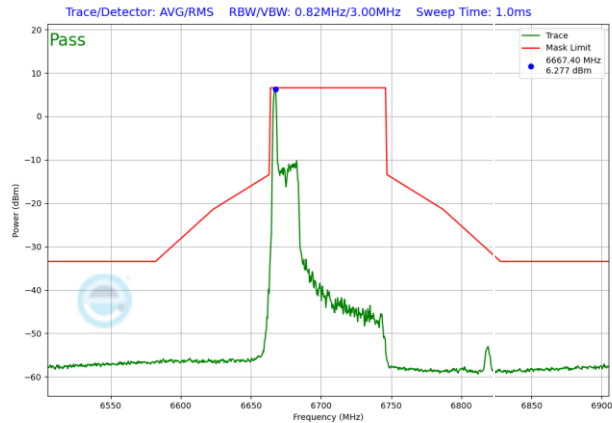


Plot 7-853. SP In-Band Emission Plot SDM Antenna WF5T (40MHz 802.11ax RU26 (UNII Band 7) – Ch. 155)

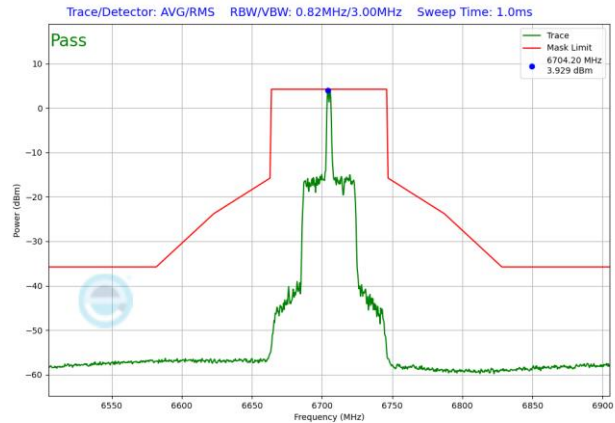


Plot 7-856. SP In-Band Emission Plot CDD Antenna WF2 (40MHz 802.11ax RU484 (UNII Band 7) – Ch. 155)

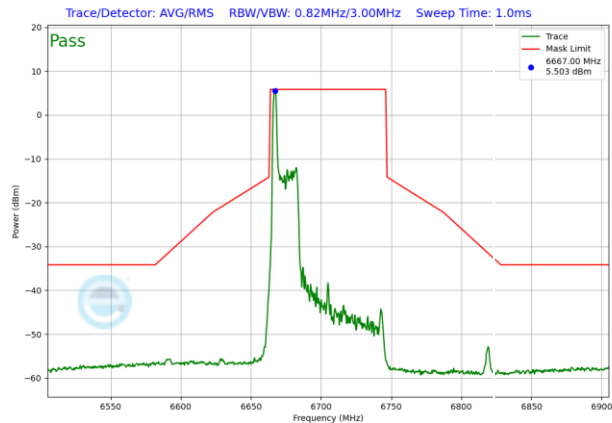
FCC ID: BCGA2993		MEASUREMENT REPORT (CERTIFICATION)	Approved by: Technical Manager
Test Report S/N: 1C2405200017-14-R3.BCG	Test Dates: 5/20/2024 - 10/1/2024	EUT Type: Tablet Device	Page 246 of 464



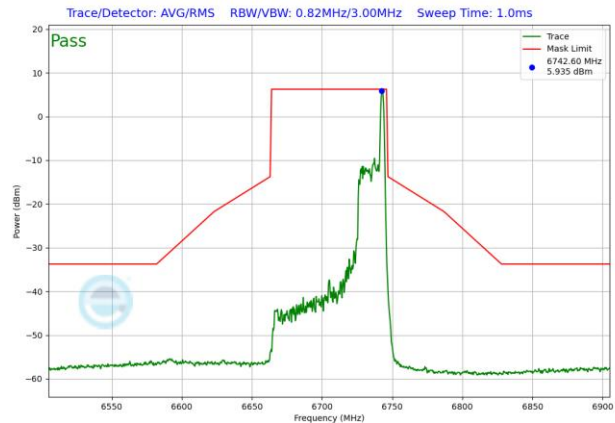
Plot 7-857. SP In-Band Emission Plot SDM Antenna WF5T (80MHz 802.11ax RU26 (UNII Band 7) – Ch. 151)



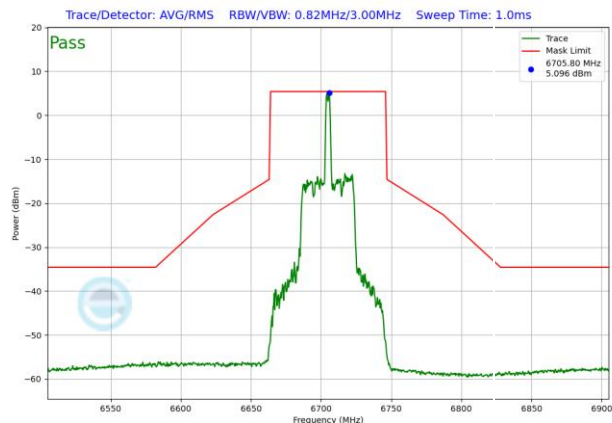
Plot 7-860. SP In-Band Emission Plot SDM Antenna WF2 (80MHz 802.11ax RU26 (UNII Band 7) – Ch. 151)



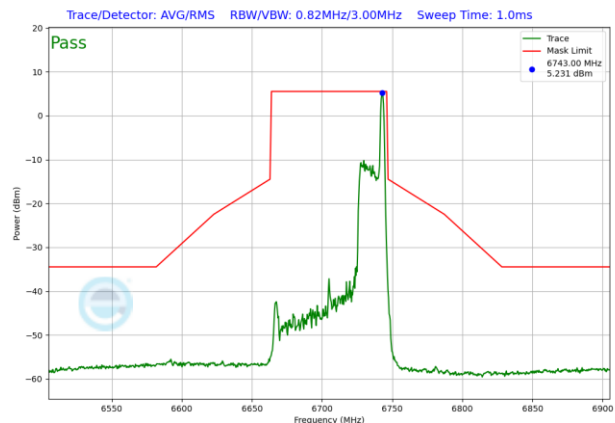
Plot 7-858. SP In-Band Emission Plot SDM Antenna WF2 (80MHz 802.11ax RU26 (UNII Band 7) – Ch. 151)



Plot 7-861. SP In-Band Emission Plot SDM Antenna WF5T (80MHz 802.11ax RU26 (UNII Band 7) – Ch. 151)

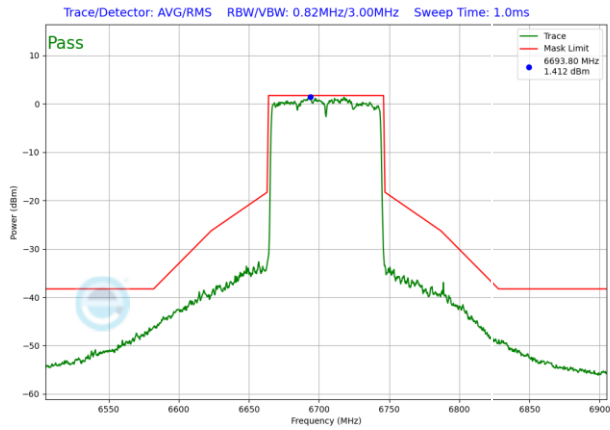


Plot 7-859. SP In-Band Emission Plot SDM Antenna WF5T (80MHz 802.11ax RU26 (UNII Band 7) – Ch. 151)

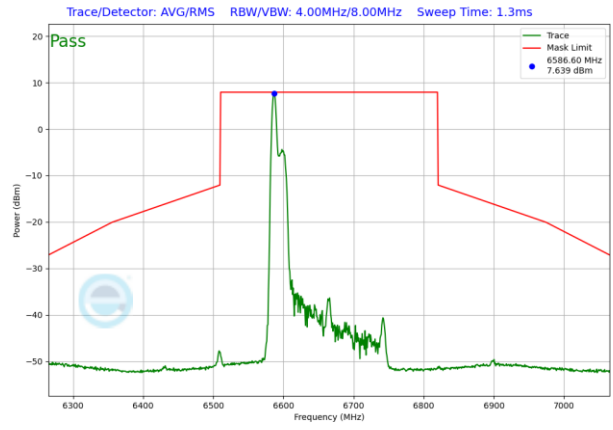


Plot 7-862. SP In-Band Emission Plot SDM Antenna WF2 (80MHz 802.11ax RU26 (UNII Band 7) – Ch. 151)

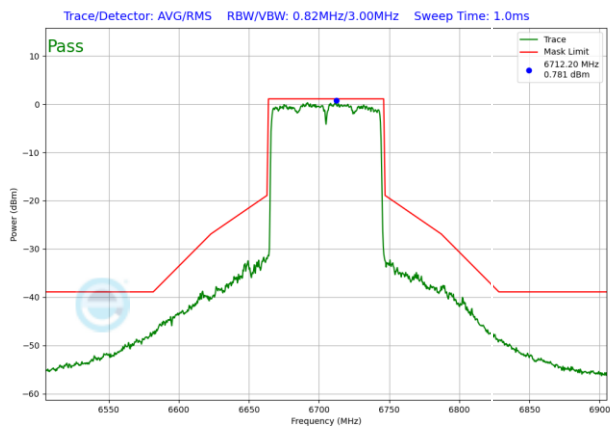
FCC ID: BCGA2993		MEASUREMENT REPORT (CERTIFICATION)	Approved by: Technical Manager
Test Report S/N: 1C2405200017-14-R3.BCG	Test Dates: 5/20/2024 - 10/1/2024	EUT Type: Tablet Device	Page 247 of 464



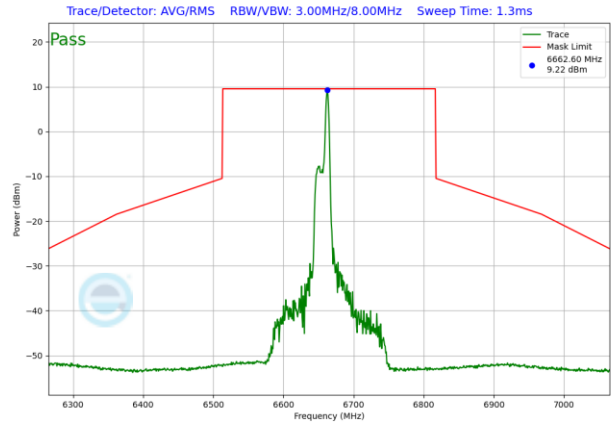
Plot 7-863. SP In-Band Emission Plot CDD Antenna WF5T (80MHz 802.11ax RU996 (UNII Band 7) – Ch. 151)



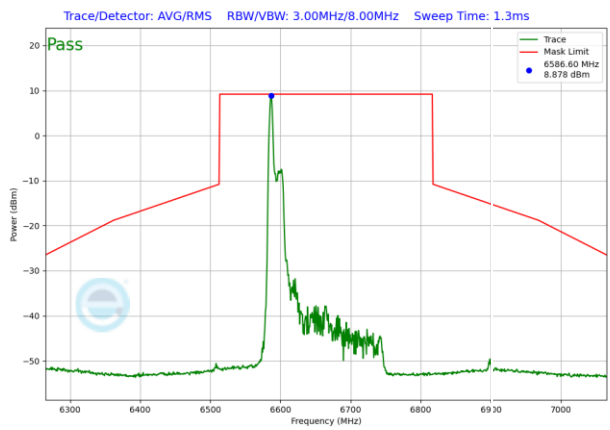
Plot 7-866. SP In-Band Emission Plot SDM Antenna WF2 (160MHz 802.11ax RU26 (UNII Band 7) – Ch. 143)



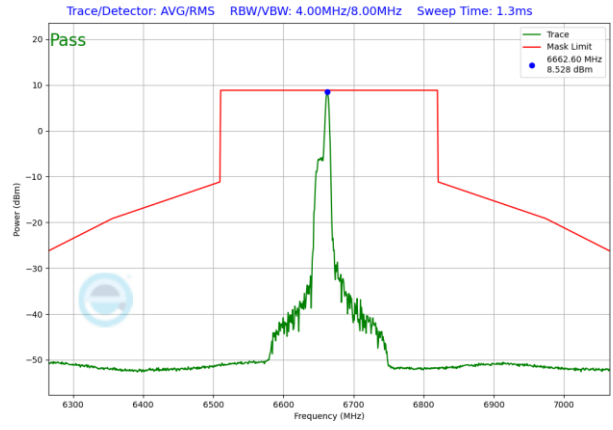
Plot 7-864. SP In-Band Emission Plot CDD Antenna WF2 (80MHz 802.11ax RU996 (UNII Band 7) – Ch. 151)



Plot 7-867. SP In-Band Emission Plot SDM Antenna WF5T (160MHz 802.11ax RU26 (UNII Band 7) – Ch. 143)

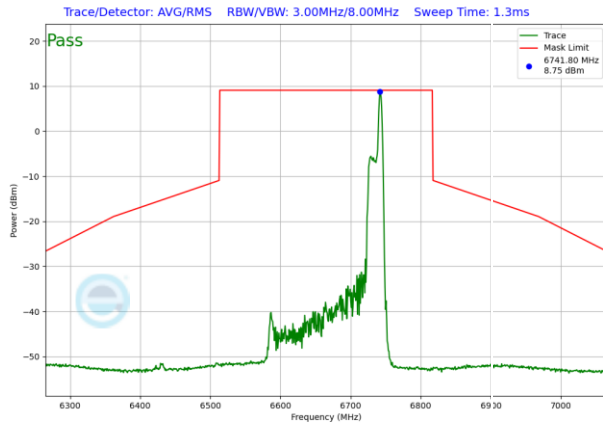


Plot 7-865. SP In-Band Emission Plot SDM Antenna WF5T (160MHz 802.11ax RU26 (UNII Band 7) – Ch. 143)

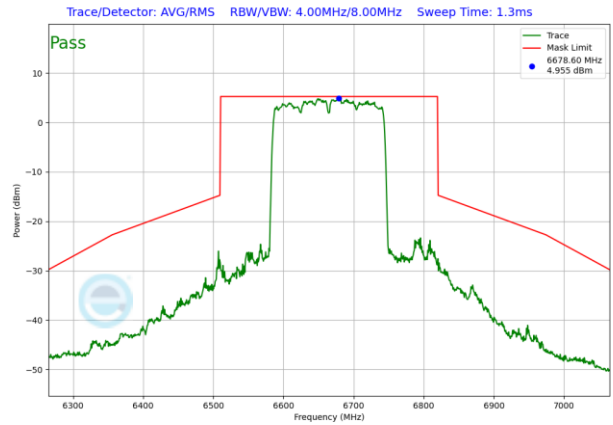


Plot 7-868. SP In-Band Emission Plot SDM Antenna WF2 (160MHz 802.11ax RU26 (UNII Band 7) – Ch. 143)

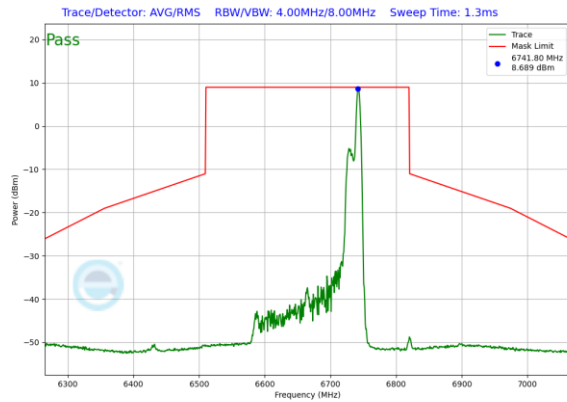
FCC ID: BCGA2993		MEASUREMENT REPORT (CERTIFICATION)	Approved by: Technical Manager
Test Report S/N: 1C2405200017-14-R3.BCG	Test Dates: 5/20/2024 - 10/1/2024	EUT Type: Tablet Device	Page 248 of 464



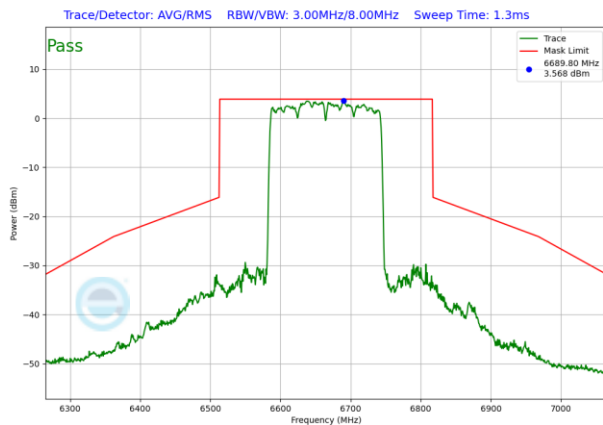
Plot 7-869. SP In-Band Emission Plot SDM Antenna WF5T (160MHz 802.11ax RU26 (UNII Band 7) – Ch. 143)




Plot 7-872. SP In-Band Emission Plot CDD Antenna WF2 (160MHz 802.11ax RU996x2 (UNII Band 7) – Ch. 143)



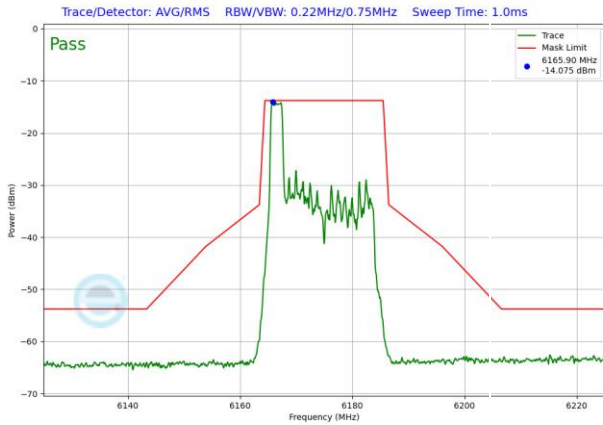
Plot 7-870. SP In-Band Emission Plot SDM Antenna WF2 (160MHz 802.11ax RU26 (UNII Band 7) – Ch. 143)



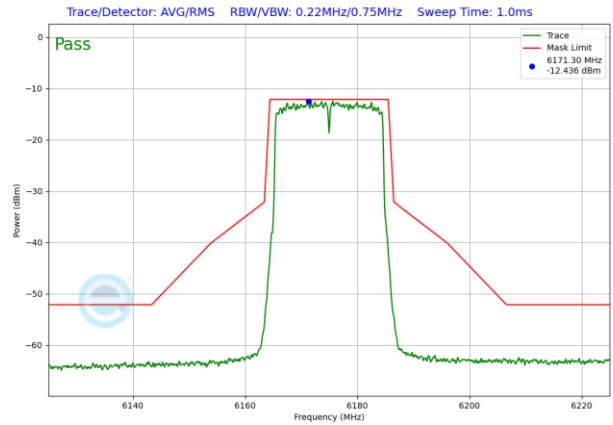
Plot 7-871. SP In-Band Emission Plot CDD Antenna WF5T (160MHz 802.11ax RU996x2 (UNII Band 7) – Ch. 143)

FCC ID: BCGA2993		MEASUREMENT REPORT (CERTIFICATION)	Approved by: Technical Manager
Test Report S/N: 1C2405200017-14-R3.BCG	Test Dates: 5/20/2024 - 10/1/2024	EUT Type: Tablet Device	Page 249 of 464

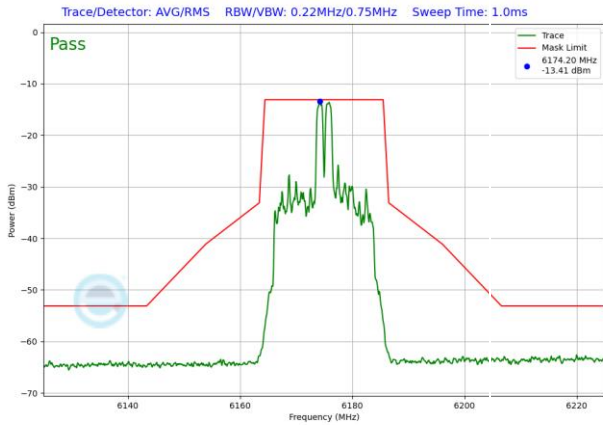
7.5.4 Antenna WF5T LPI In-Band Emission Measurements



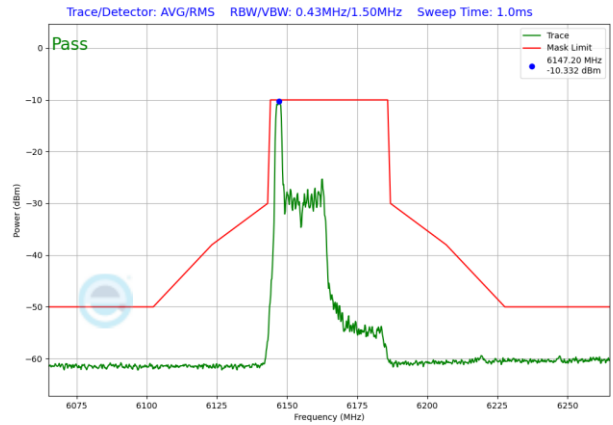
Plot 7-873. LPI In-Band Emission Plot Antenna WF5T (20MHz 802.11ax RU26 (UNII Band 5) – Ch. 45)



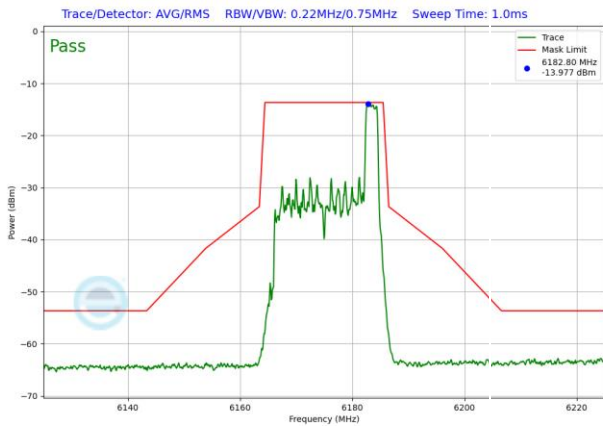
Plot 7-876. LPI In-Band Emission Plot Antenna WF5T (20MHz 802.11ax RU242 (UNII Band 5) – Ch. 45)



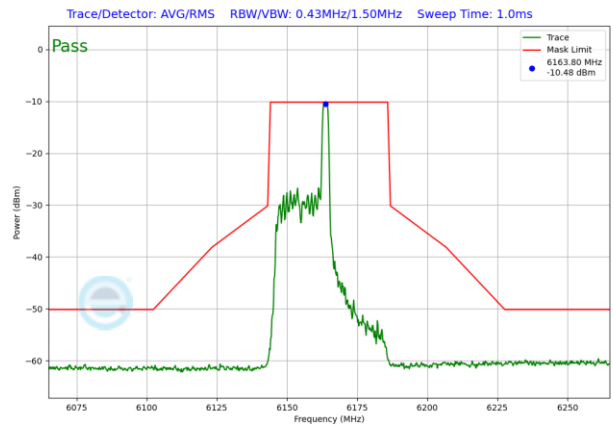
Plot 7-874. LPI In-Band Emission Plot Antenna WF5T (20MHz 802.11ax RU26 (UNII Band 5) – Ch. 45)



Plot 7-877. LPI In-Band Emission Plot Antenna WF5T (40MHz 802.11ax RU26 (UNII Band 5) – Ch. 43)

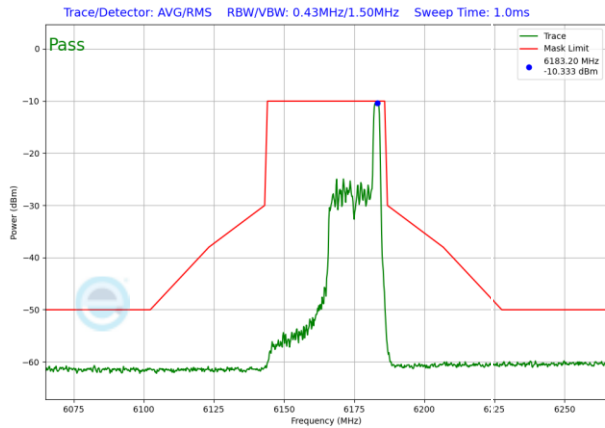


Plot 7-875. LPI In-Band Emission Plot Antenna WF5T (20MHz 802.11ax RU26 (UNII Band 5) – Ch. 45)

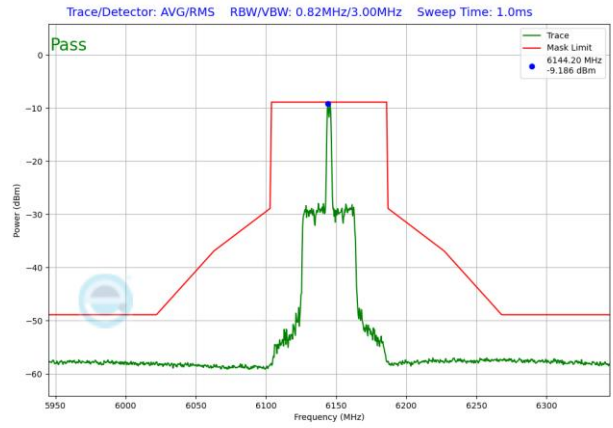


Plot 7-878. LPI In-Band Emission Plot Antenna WF5T (40MHz 802.11ax RU26 (UNII Band 5) – Ch. 43)

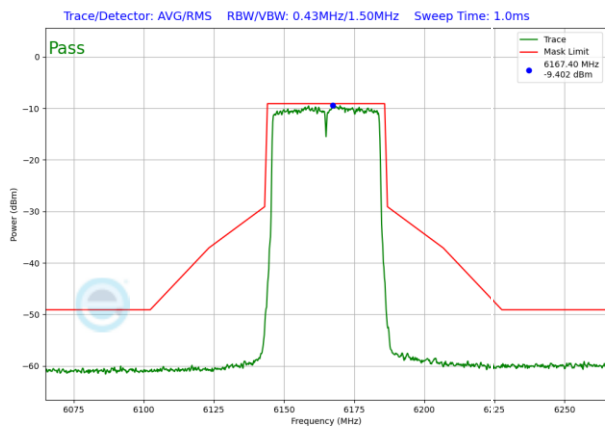
FCC ID: BCGA2993		MEASUREMENT REPORT (CERTIFICATION)	Approved by: Technical Manager
Test Report S/N: 1C2405200017-14-R3.BCG	Test Dates: 5/20/2024 - 10/1/2024	EUT Type: Tablet Device	Page 250 of 464



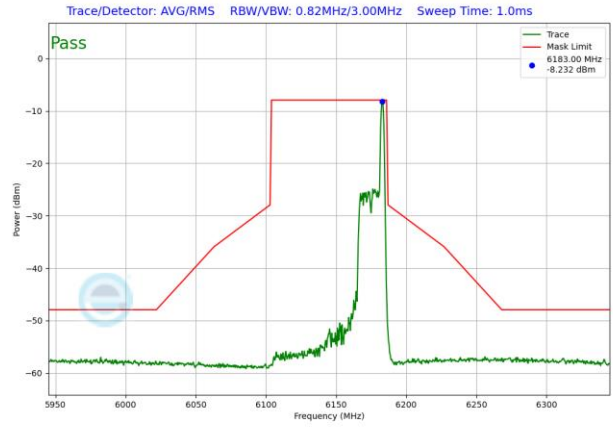
Plot 7-879. LPI In-Band Emission Plot Antenna WF5T (40MHz 802.11ax RU26 (UNII Band 5) – Ch. 43)



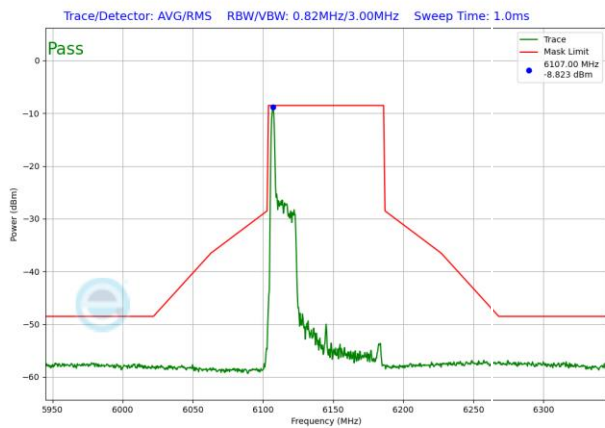
Plot 7-882. LPI In-Band Emission Plot Antenna WF5T (80MHz 802.11ax RU26 (UNII Band 5) – Ch. 39)



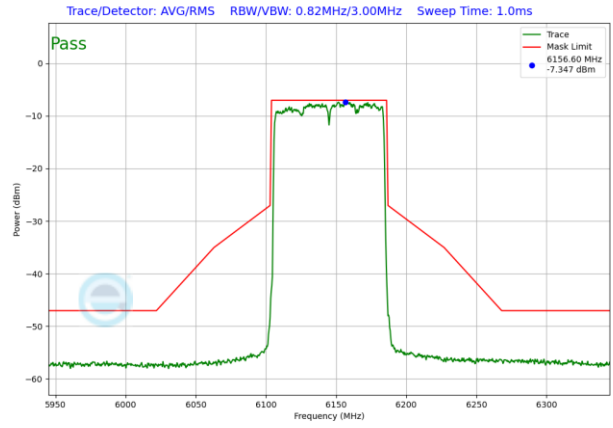
Plot 7-880. LPI In-Band Emission Plot Antenna WF5T (40MHz 802.11ax RU484 (UNII Band 5) – Ch. 43)



Plot 7-883. LPI In-Band Emission Plot Antenna WF5T (80MHz 802.11ax RU26 (UNII Band 5) – Ch. 39)

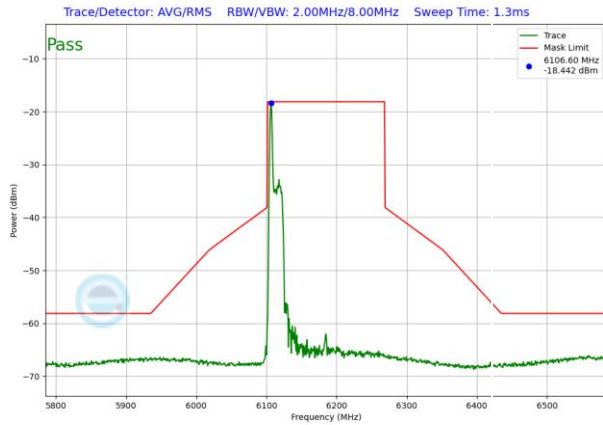


Plot 7-881. LPI In-Band Emission Plot Antenna WF5T (80MHz 802.11ax RU26 (UNII Band 5) – Ch. 39)

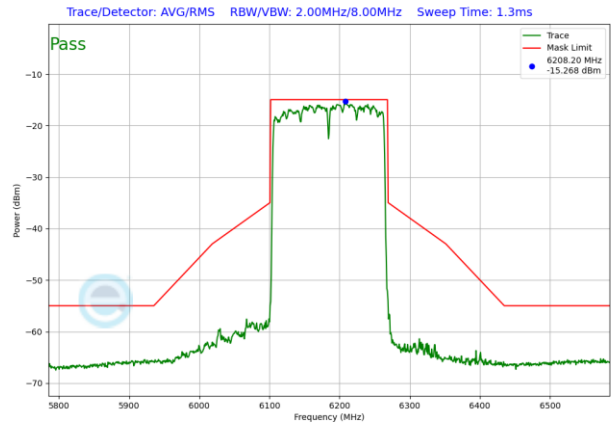


Plot 7-884. LPI In-Band Emission Plot Antenna WF5T (80MHz 802.11ax RU996 (UNII Band 5) – Ch. 39)

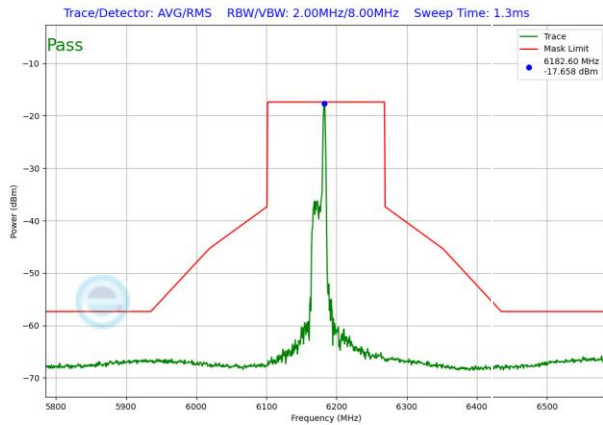
FCC ID: BCGA2993		MEASUREMENT REPORT (CERTIFICATION)	Approved by: Technical Manager
Test Report S/N: 1C2405200017-14-R3.BCG	Test Dates: 5/20/2024 - 10/1/2024	EUT Type: Tablet Device	Page 251 of 464



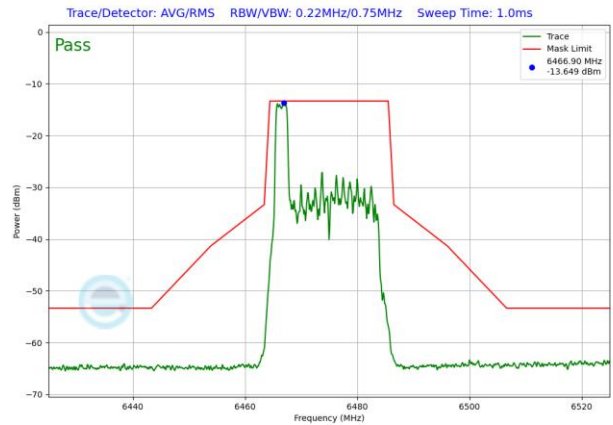
Plot 7-885. LPI In-Band Emission Plot Antenna WF5T (160MHz 802.11ax RU26 (UNII Band 5) – Ch. 47)



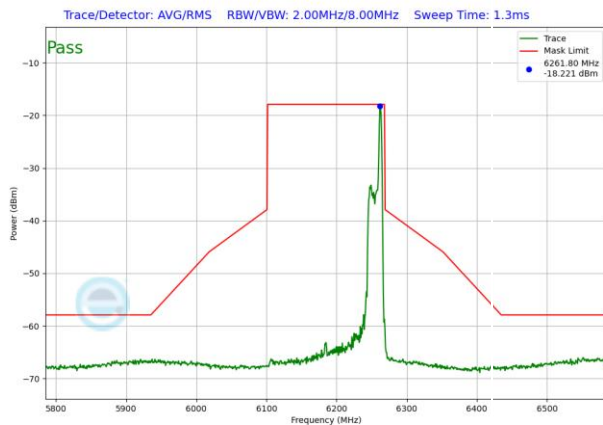
Plot 7-888. LPI In-Band Emission Plot Antenna WF5T (160MHz 802.11ax RU996x2 (UNII Band 5) – Ch. 7)



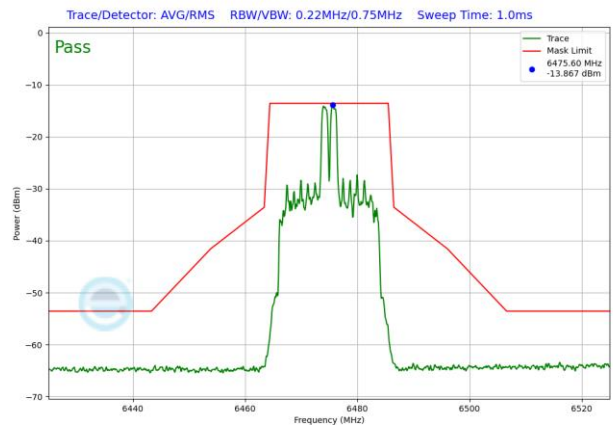
Plot 7-886. LPI In-Band Emission Plot Antenna WF5T (160MHz 802.11ax RU26 (UNII Band 5) – Ch. 47)



Plot 7-889. LPI In-Band Emission Plot Antenna WF5T (20MHz 802.11ax RU26 (UNII Band 6) – Ch. 105)

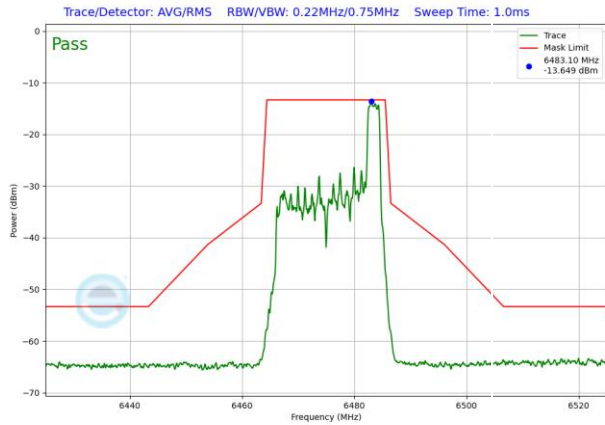


Plot 7-887. LPI In-Band Emission Plot Antenna WF5T (160MHz 802.11ax RU26 (UNII Band 5) – Ch. 47)

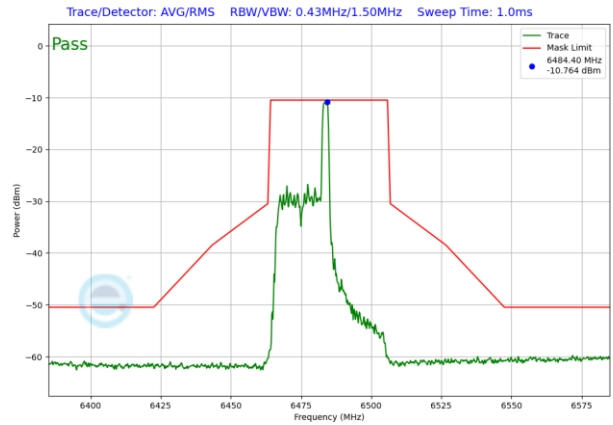


Plot 7-890. LPI In-Band Emission Plot Antenna WF5T (20MHz 802.11ax RU26 (UNII Band 6) – Ch. 105)

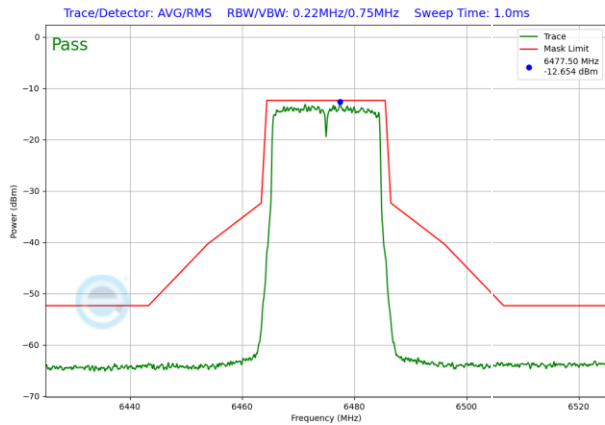
FCC ID: BCGA2993		MEASUREMENT REPORT (CERTIFICATION)	Approved by: Technical Manager
Test Report S/N: 1C2405200017-14-R3.BCG	Test Dates: 5/20/2024 - 10/1/2024	EUT Type: Tablet Device	Page 252 of 464



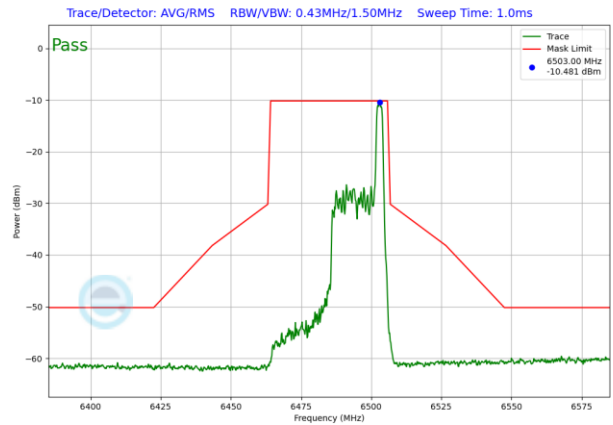
Plot 7-891. LPI In-Band Emission Plot Antenna WF5T (20MHz 802.11ax RU26 (UNII Band 6) – Ch. 105)



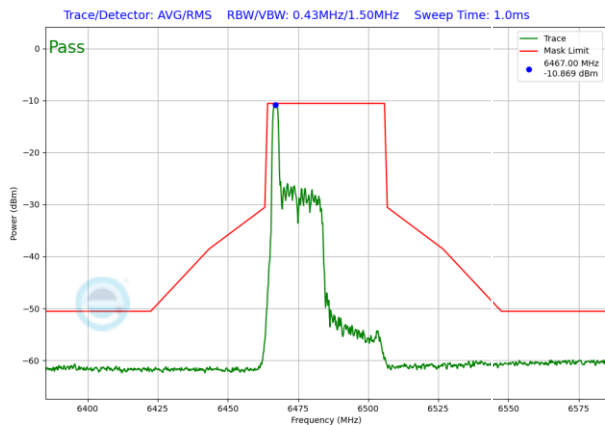
Plot 7-894. LPI In-Band Emission Plot Antenna WF5T (40MHz 802.11ax RU26 (UNII Band 6) – Ch. 107)



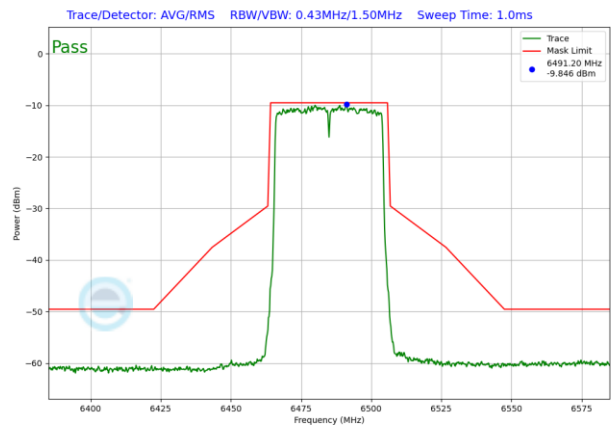
Plot 7-892. LPI In-Band Emission Plot Antenna WF5T (20MHz 802.11ax RU242 (UNII Band 6) – Ch. 105)



Plot 7-895. LPI In-Band Emission Plot Antenna WF5T (40MHz 802.11ax RU26 (UNII Band 6) – Ch. 107)

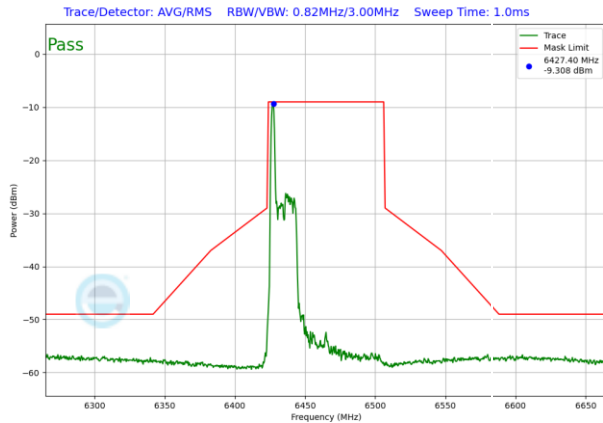


Plot 7-893. LPI In-Band Emission Plot Antenna WF5T (40MHz 802.11ax RU26 (UNII Band 6) – Ch. 107)

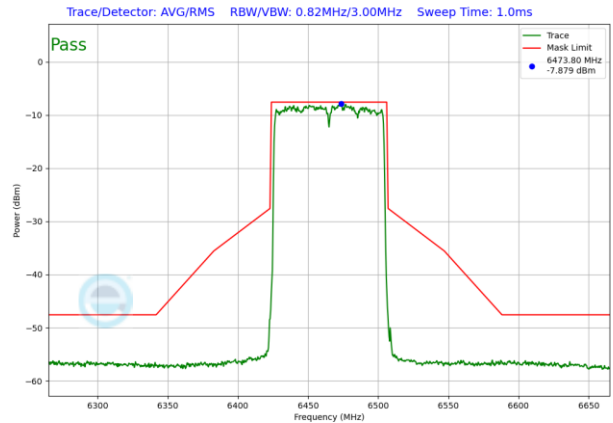


Plot 7-896. LPI In-Band Emission Plot Antenna WF5T (40MHz 802.11ax RU484 (UNII Band 6) – Ch. 107)

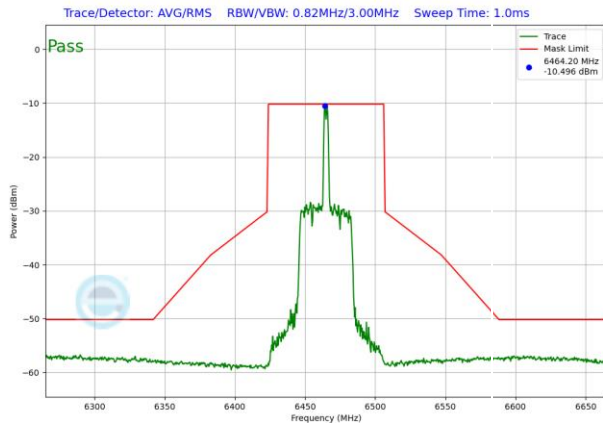
FCC ID: BCGA2993		MEASUREMENT REPORT (CERTIFICATION)	Approved by: Technical Manager
Test Report S/N: 1C2405200017-14-R3.BCG	Test Dates: 5/20/2024 - 10/1/2024	EUT Type: Tablet Device	Page 253 of 464



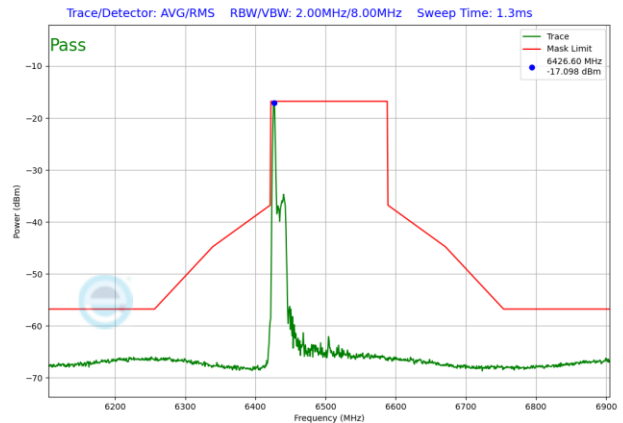
Plot 7-897. LPI In-Band Emission Plot Antenna WF5T (80MHz 802.11ax RU26 (UNII Band 6) – Ch. 103)



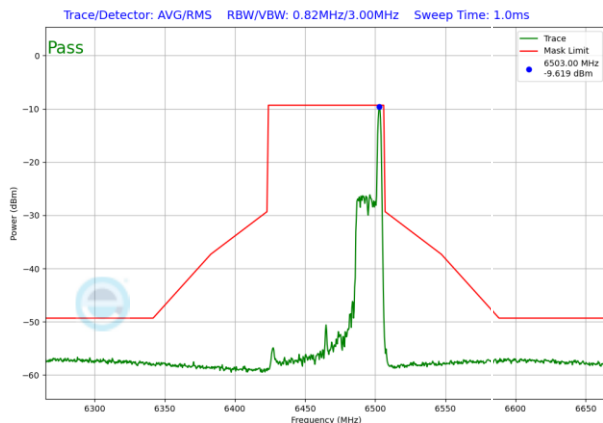
Plot 7-900. LPI In-Band Emission Plot Antenna WF5T (80MHz 802.11ax RU996 (UNII Band 6) – Ch. 103)



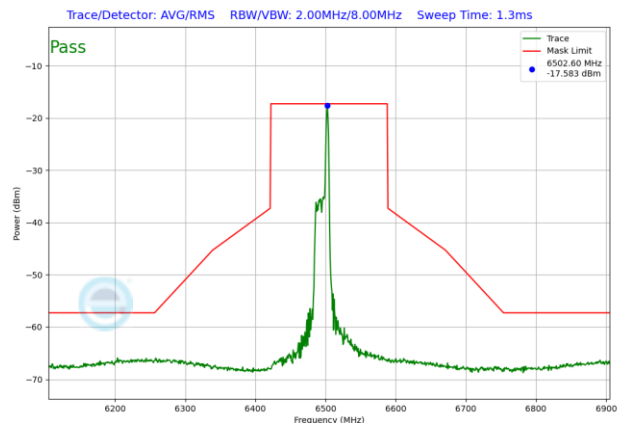
Plot 7-898. LPI In-Band Emission Plot Antenna WF5T (80MHz 802.11ax RU26 (UNII Band 6) – Ch. 103)



Plot 7-901. LPI In-Band Emission Plot Antenna WF5T (160MHz 802.11ax RU26 (UNII Band 6) – Ch. 111)



Plot 7-899. LPI In-Band Emission Plot Antenna WF5T (80MHz 802.11ax RU26 (UNII Band 6) – Ch. 103)



Plot 7-902. LPI In-Band Emission Plot Antenna WF5T (160MHz 802.11ax RU26 (UNII Band 6) – Ch. 111)

FCC ID: BCGA2993	MEASUREMENT REPORT (CERTIFICATION)		Approved by: Technical Manager
Test Report S/N: 1C2405200017-14-R3.BCG	Test Dates: 5/20/2024 - 10/1/2024	EUT Type: Tablet Device	Page 254 of 464