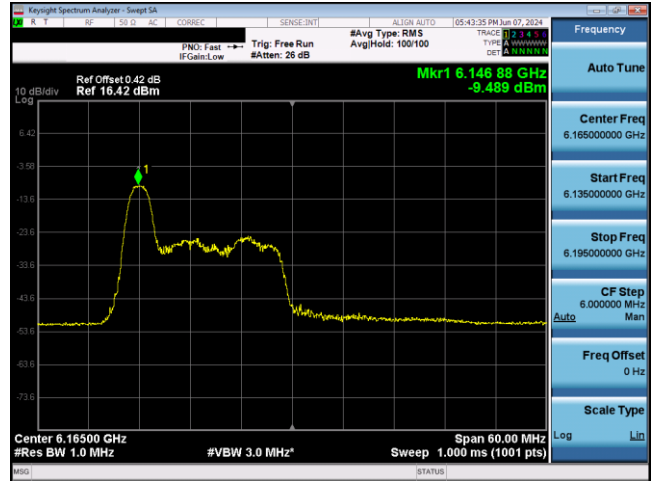
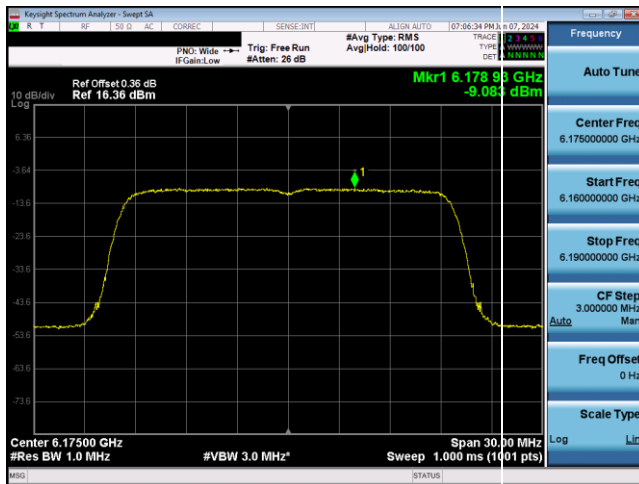


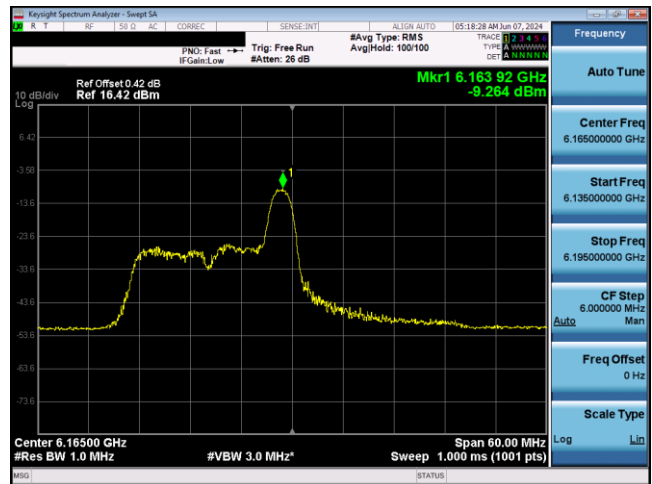
Plot 7-515. LPI Power Spectral Density Plot SDM Antenna WF5T (20MHz 802.11ax RU242 (UNII Band 5) – Ch. 45)



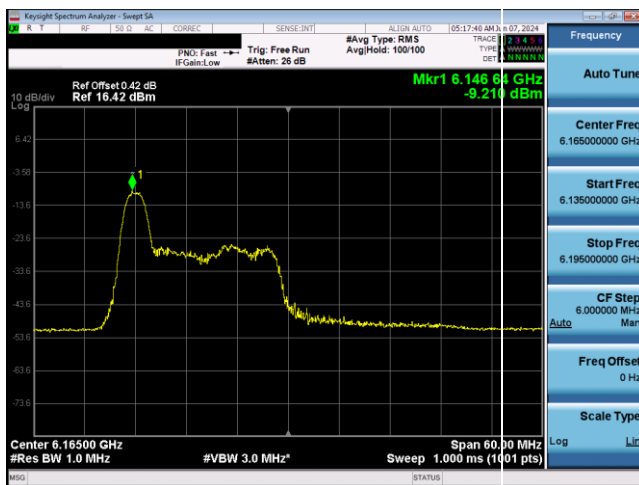
Plot 7-518. LPI Power Spectral Density Plot SDM Antenna WF2 (40MHz 802.11ax RU26 (UNII Band 5) – Ch. 43)



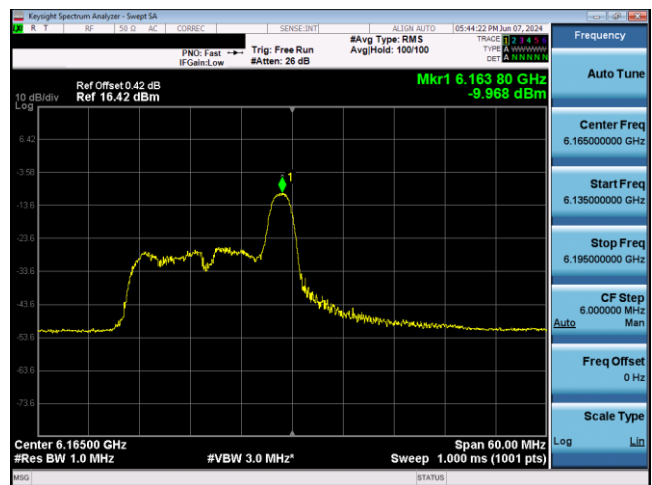
Plot 7-516. LPI Power Spectral Density Plot SDM Antenna WF2 (20MHz 802.11ax RU242 (UNII Band 5) – Ch. 45)



Plot 7-519. LPI Power Spectral Density Plot SDM Antenna WF5T (40MHz 802.11ax RU26 (UNII Band 5) – Ch. 43)

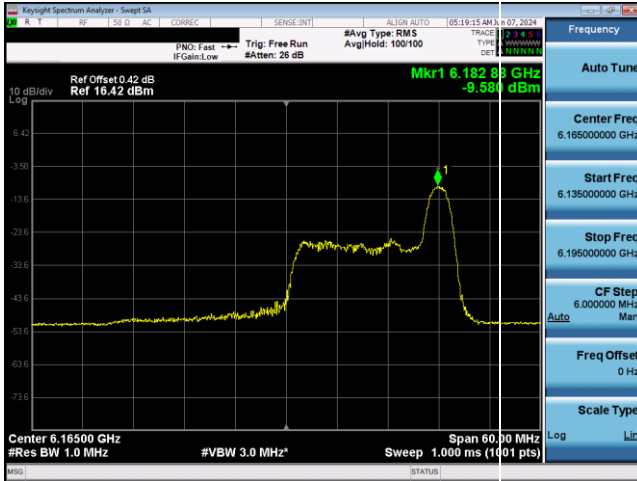


Plot 7-517. LPI Power Spectral Density Plot SDM Antenna WF5T (40MHz 802.11ax RU26 (UNII Band 5) – Ch. 43)

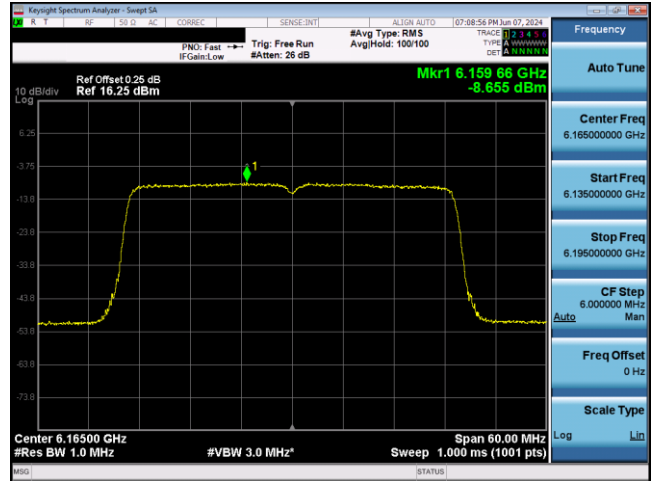


Plot 7-520. LPI Power Spectral Density Plot SDM Antenna WF2 (40MHz 802.11ax RU26 (UNII Band 5) – Ch. 43)

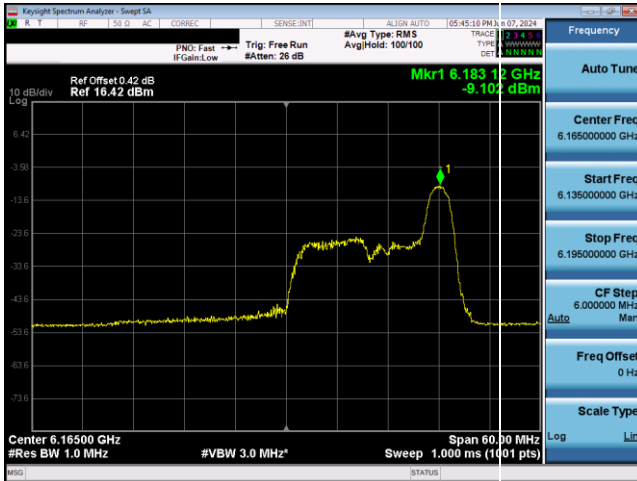
FCC ID: BCGA2993		MEASUREMENT REPORT (CERTIFICATION)	Approved by: Technical Manager
Test Report S/N: 1C2405200017-14-R3.BCG	Test Dates: 5/20/2024 - 10/1/2024	EUT Type: Tablet Device	Page 180 of 464



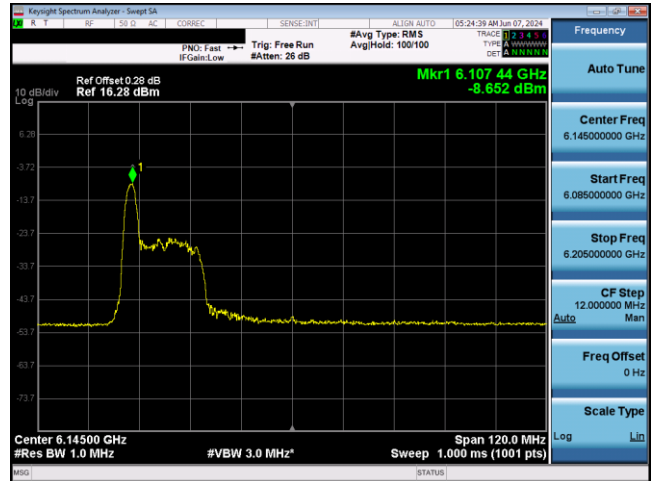
Plot 7-521. LPI Power Spectral Density Plot SDM Antenna WF5T (40MHz 802.11ax RU26 (UNII Band 5) – Ch. 43)



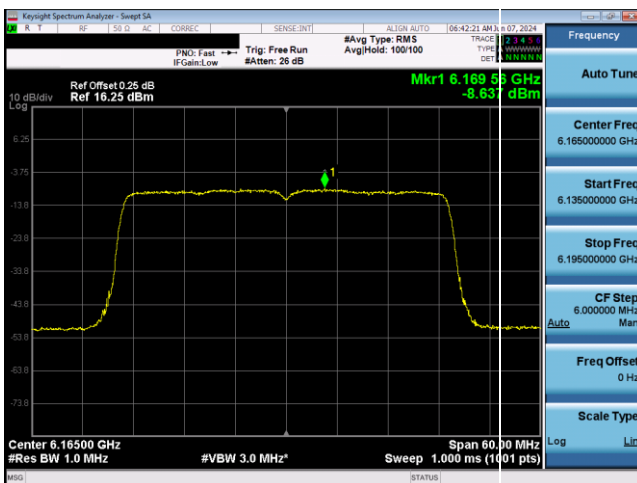
Plot 7-524. LPI Power Spectral Density Plot SDM Antenna WF2 (40MHz 802.11ax RU484 (UNII Band 5) – Ch. 43)



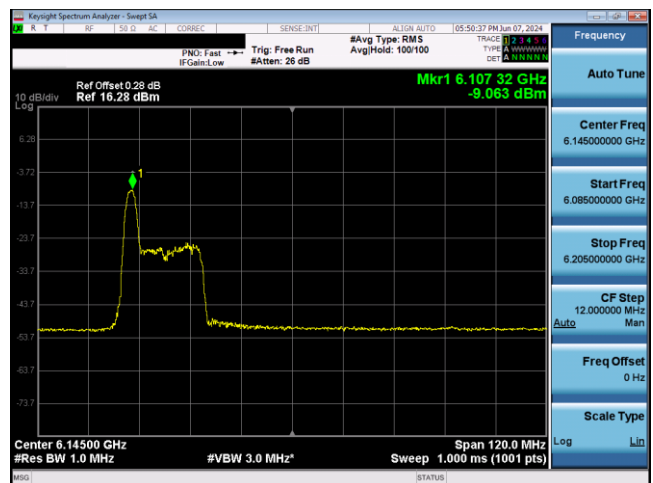
Plot 7-522. LPI Power Spectral Density Plot SDM Antenna WF2 (40MHz 802.11ax RU26 (UNII Band 5) – Ch. 43)



Plot 7-525. LPI Power Spectral Density Plot SDM Antenna WF5T (80MHz 802.11ax RU26 (UNII Band 5) – Ch. 39)

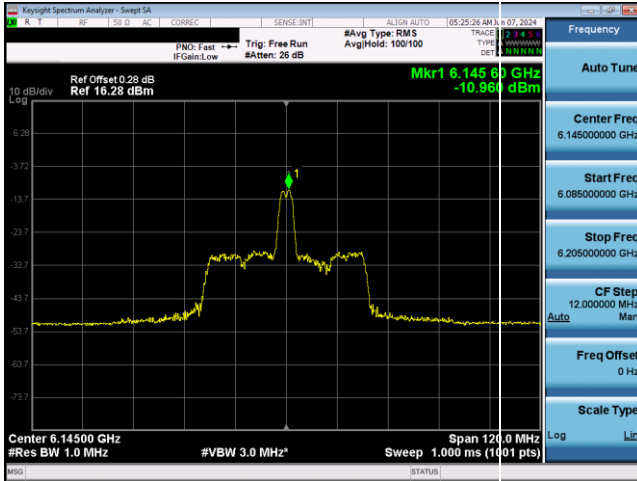


Plot 7-523. LPI Power Spectral Density Plot SDM Antenna WF5T (40MHz 802.11ax RU484 (UNII Band 5) – Ch. 43)

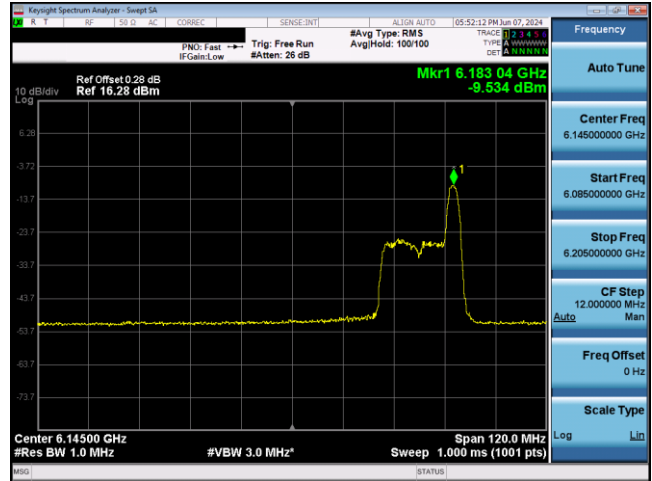


Plot 7-526. LPI Power Spectral Density Plot SDM Antenna WF2 (80MHz 802.11ax RU26 (UNII Band 5) – Ch. 39)

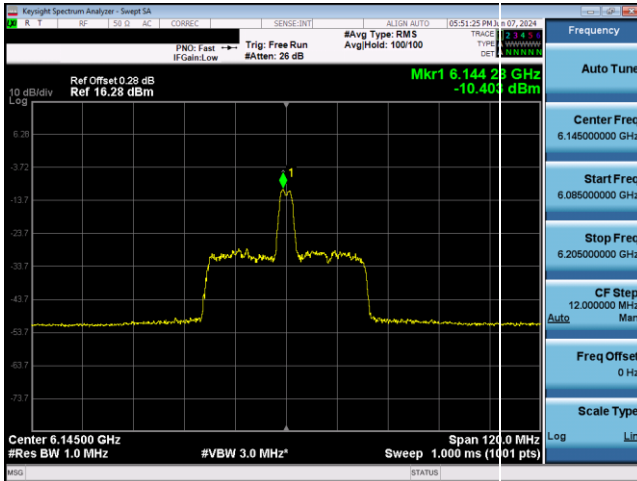
FCC ID: BCGA2993		MEASUREMENT REPORT (CERTIFICATION)	Approved by: Technical Manager
Test Report S/N: 1C2405200017-14-R3.BCG			EUT Type: Tablet Device



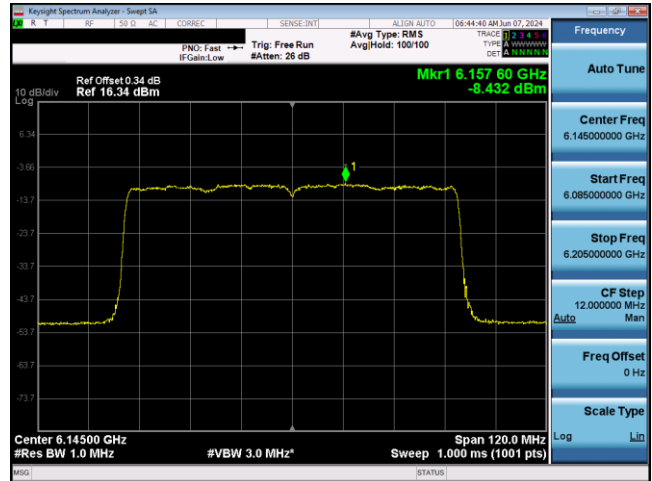
Plot 7-527. LPI Power Spectral Density Plot SDM Antenna WF5T (80MHz 802.11ax RU26 (UNII Band 5) – Ch. 39)



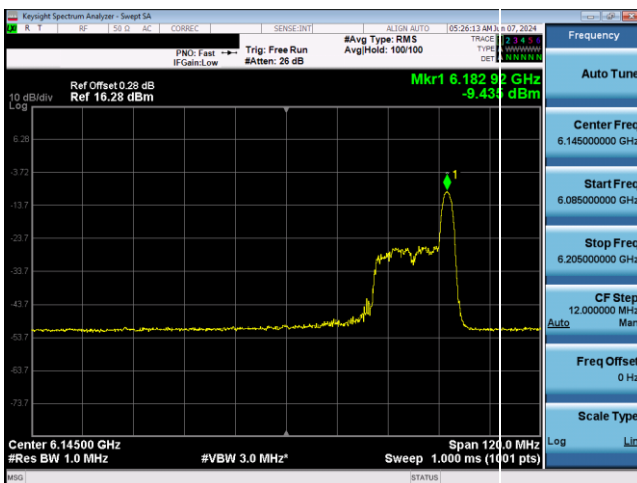
Plot 7-530. LPI Power Spectral Density Plot SDM Antenna WF2 (80MHz 802.11ax RU26 (UNII Band 5) – Ch. 39)



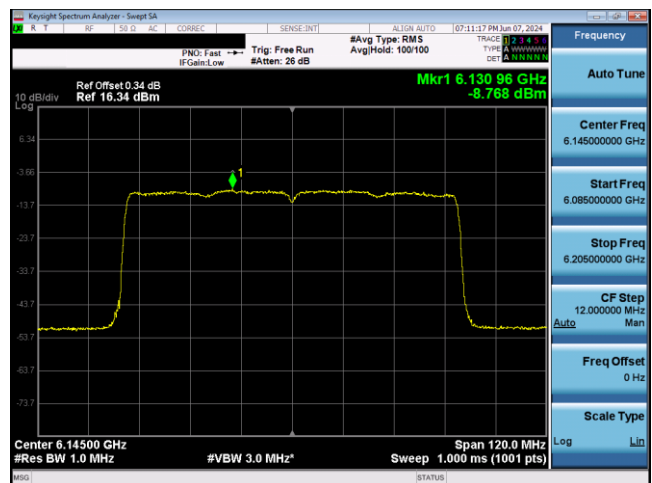
Plot 7-528. LPI Power Spectral Density Plot SDM Antenna WF2 (80MHz 802.11ax RU26 (UNII Band 5) – Ch. 39)



Plot 7-531. LPI Power Spectral Density Plot SDM Antenna WF5T (80MHz 802.11ax RU996 (UNII Band 5) – Ch. 39)

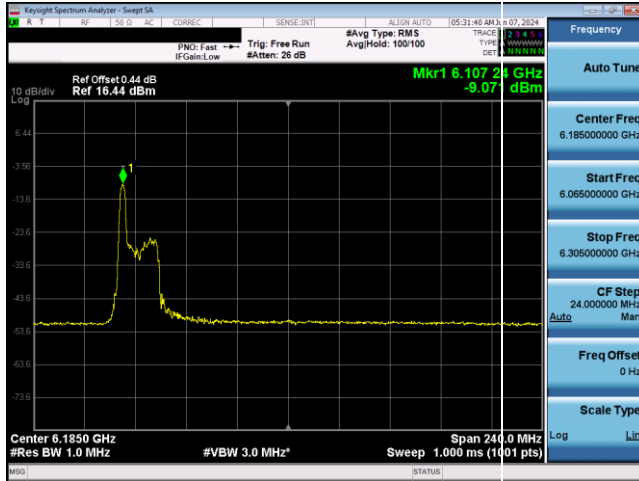


Plot 7-529. LPI Power Spectral Density Plot SDM Antenna WF5T (80MHz 802.11ax RU26 (UNII Band 5) – Ch. 39)

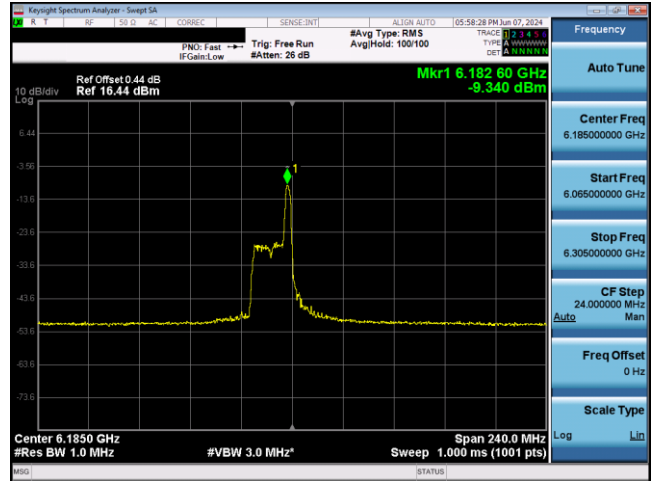


Plot 7-532. LPI Power Spectral Density Plot SDM Antenna WF2 (80MHz 802.11ax RU996 (UNII Band 5) – Ch. 39)

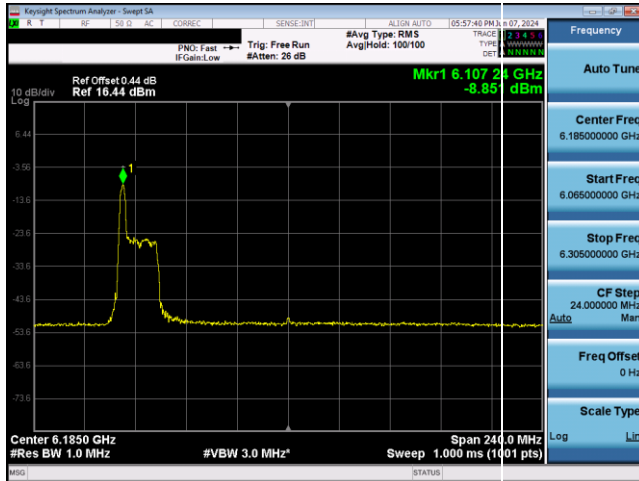
FCC ID: BCGA2993		MEASUREMENT REPORT (CERTIFICATION)	Approved by: Technical Manager
Test Report S/N: 1C2405200017-14-R3.BCG			Test Dates: 5/20/2024 - 10/1/2024



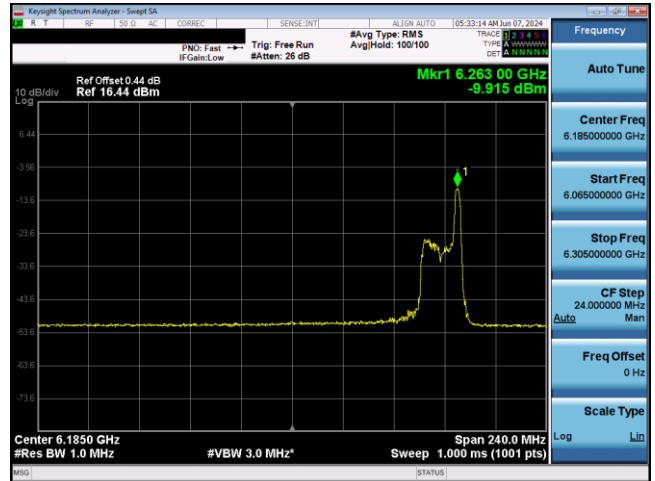
Plot 7-533. LPI Power Spectral Density Plot SDM Antenna WF5T (160MHz 802.11ax RU26 (UNII Band 5) – Ch. 47)



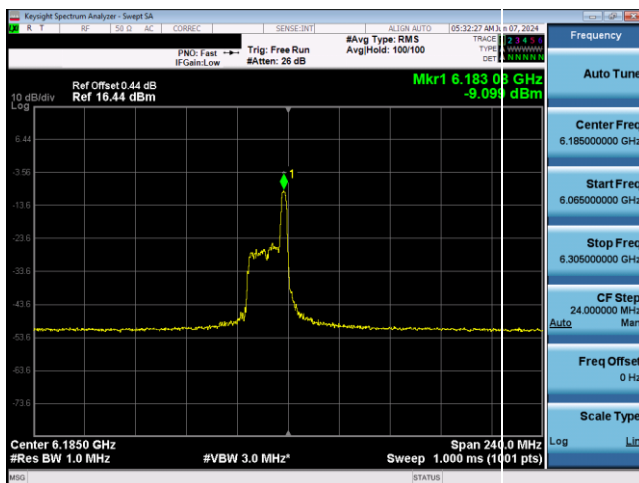
Plot 7-536. LPI Power Spectral Density Plot SDM Antenna WF2 (160MHz 802.11ax RU26 (UNII Band 5) – Ch. 47)



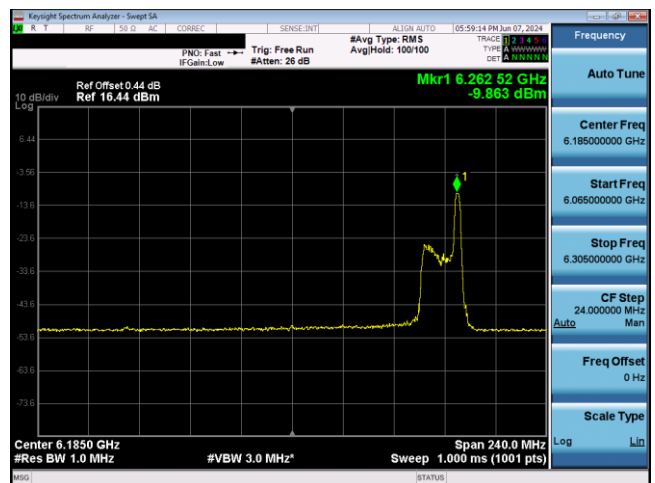
Plot 7-534. LPI Power Spectral Density Plot SDM Antenna WF2 (160MHz 802.11ax RU26 (UNII Band 5) – Ch. 47)



Plot 7-537. LPI Power Spectral Density Plot SDM Antenna WF5T (160MHz 802.11ax RU26 (UNII Band 5) – Ch. 47)

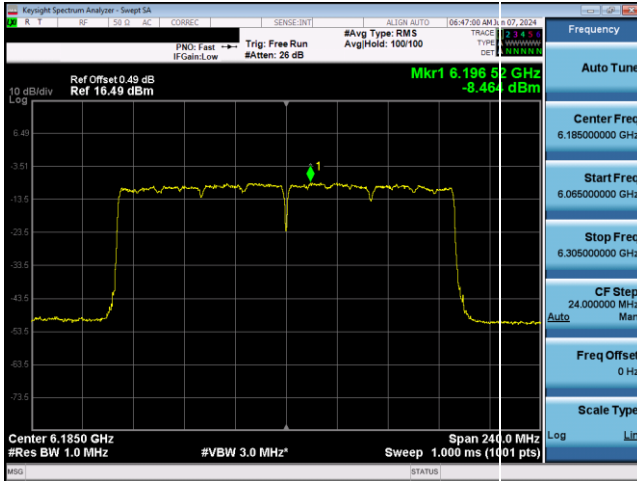


Plot 7-535. LPI Power Spectral Density Plot SDM Antenna WF5T (160MHz 802.11ax RU26 (UNII Band 5) – Ch. 47)

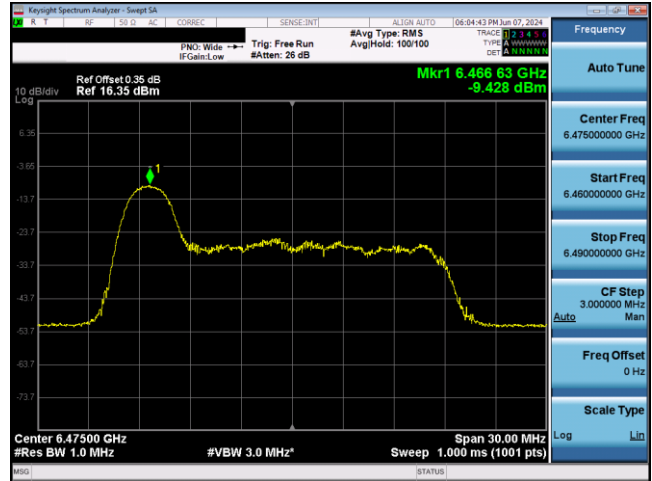


Plot 7-538. LPI Power Spectral Density Plot SDM Antenna WF2 (160MHz 802.11ax RU26 (UNII Band 5) – Ch. 47)

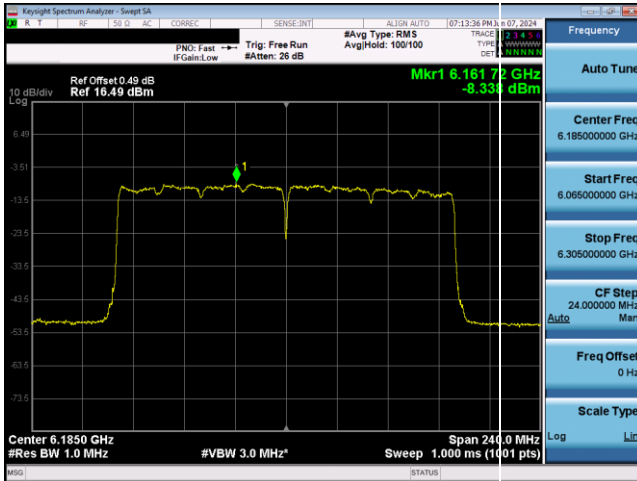
FCC ID: BCGA2993		MEASUREMENT REPORT (CERTIFICATION)	Approved by: Technical Manager
Test Report S/N: 1C2405200017-14-R3.BCG			EUT Type: Tablet Device



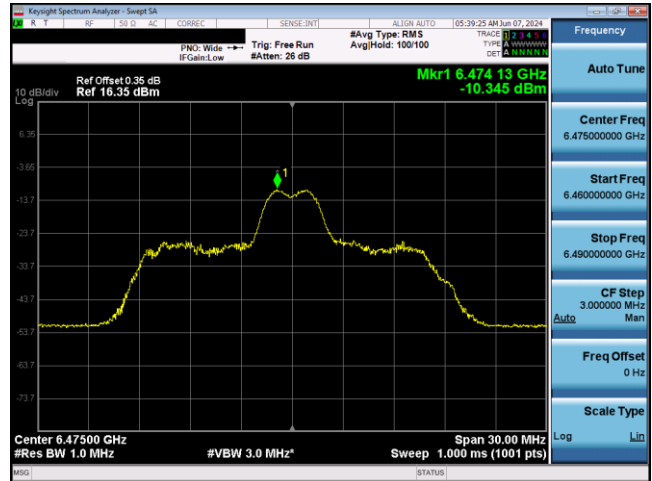
Plot 7-539. LPI Power Spectral Density Plot SDM Antenna WF5T (160MHz 802.11ax RU996x2 (UNII Band 5) – Ch. 47)



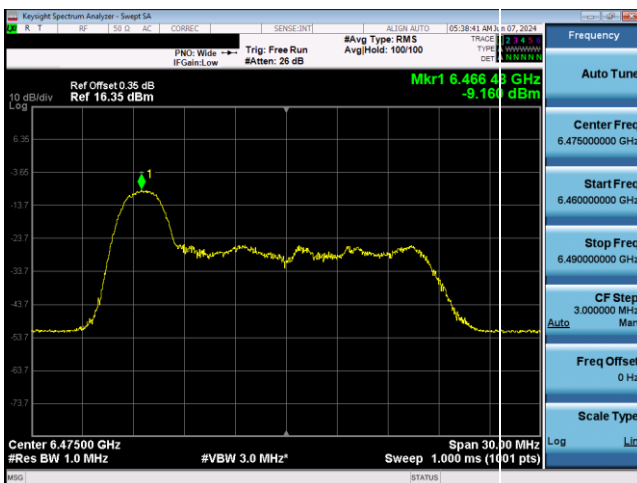
Plot 7-542. LPI Power Spectral Density Plot SDM Antenna WF2 (20MHz 802.11ax RU26 (UNII Band 6) – Ch. 105)



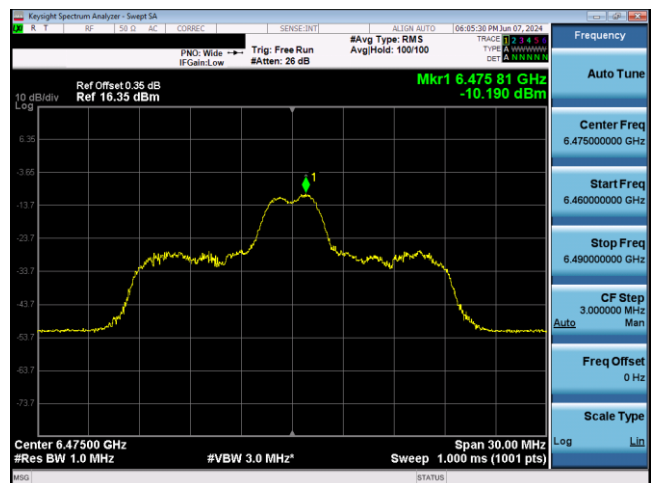
Plot 7-540. LPI Power Spectral Density Plot SDM Antenna WF2 (160MHz 802.11ax RU996x2 (UNII Band 5) – Ch. 47)



Plot 7-543. LPI Power Spectral Density Plot SDM Antenna WF5T (20MHz 802.11ax RU26 (UNII Band 6) – Ch. 105)

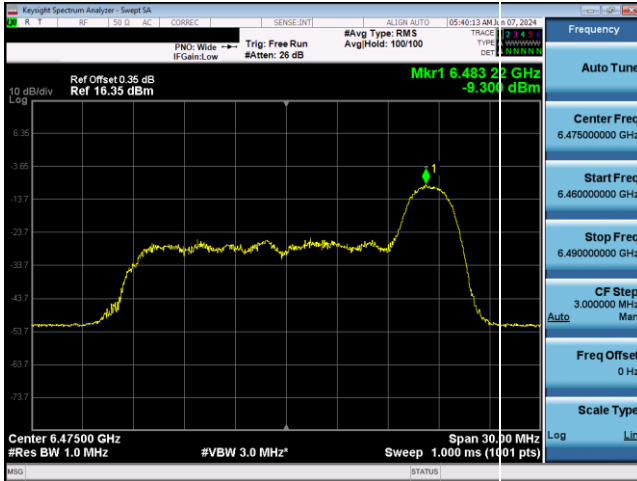


Plot 7-541. LPI Power Spectral Density Plot SDM Antenna WF5T (20MHz 802.11ax RU26 (UNII Band 6) – Ch. 105)

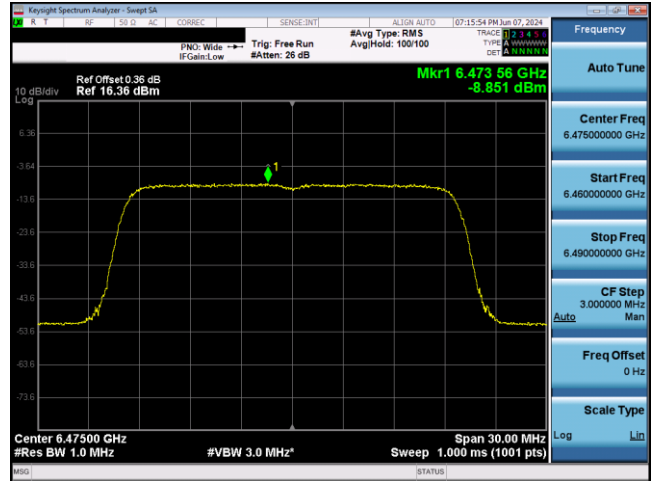


Plot 7-544. LPI Power Spectral Density Plot SDM Antenna WF2 (20MHz 802.11ax RU26 (UNII Band 6) – Ch. 105)

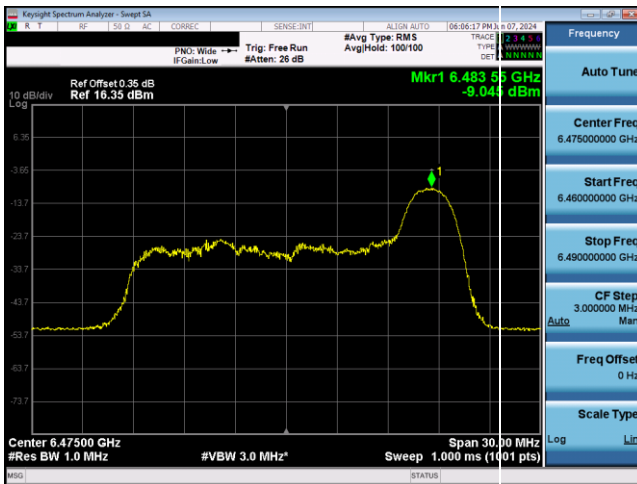
FCC ID: BCGA2993		MEASUREMENT REPORT (CERTIFICATION)	Approved by: Technical Manager
Test Report S/N: 1C2405200017-14-R3.BCG	Test Dates: 5/20/2024 - 10/1/2024	EUT Type: Tablet Device	Page 184 of 464



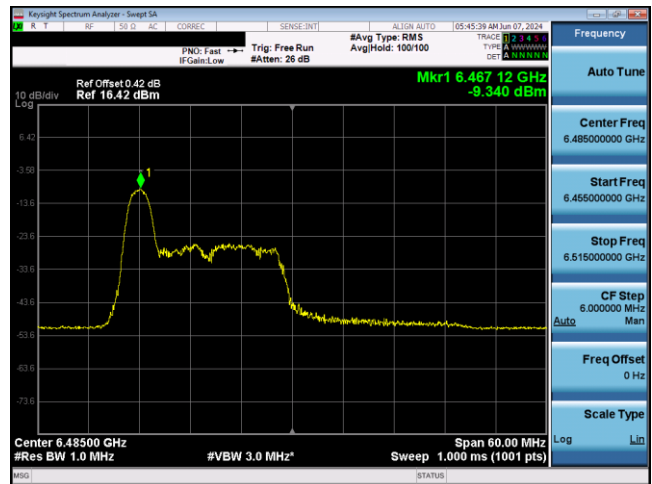
Plot 7-545. LPI Power Spectral Density Plot SDM Antenna WF5T (20MHz) 802.11ax RU26 (UNII Band 6) – Ch. 105



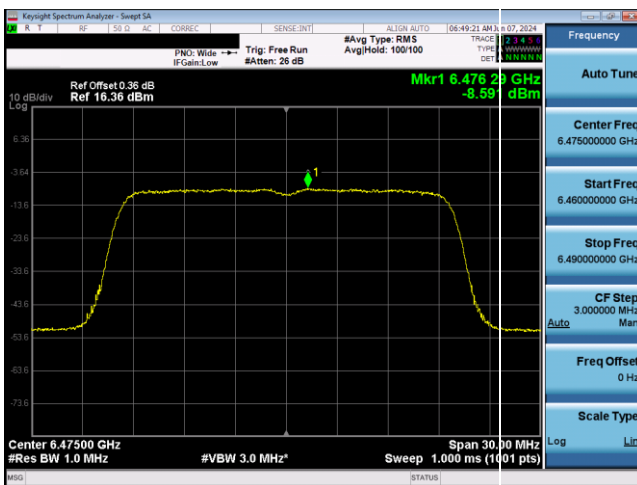
Plot 7-548. LPI Power Spectral Density Plot SDM Antenna WF2 (20MHz) 802.11ax RU242 (UNII Band 6) – Ch. 105



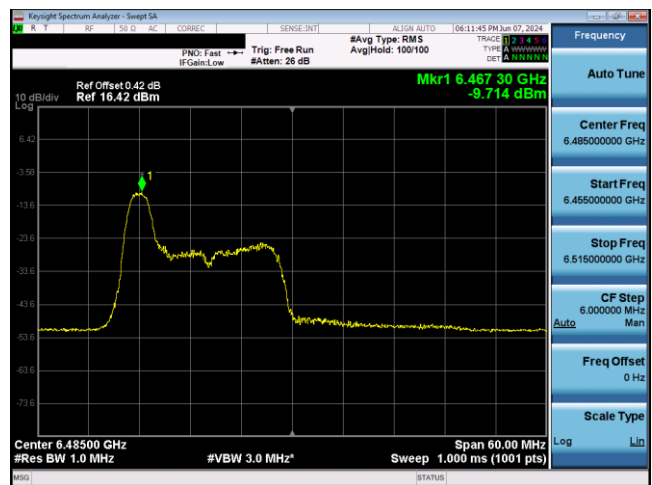
Plot 7-546. LPI Power Spectral Density Plot SDM Antenna WF2 (20MHz) 802.11ax RU26 (UNII Band 6) – Ch. 105



Plot 7-549. LPI Power Spectral Density Plot SDM Antenna WF5T (40MHz) 802.11ax RU26 (UNII Band 6) – Ch. 107

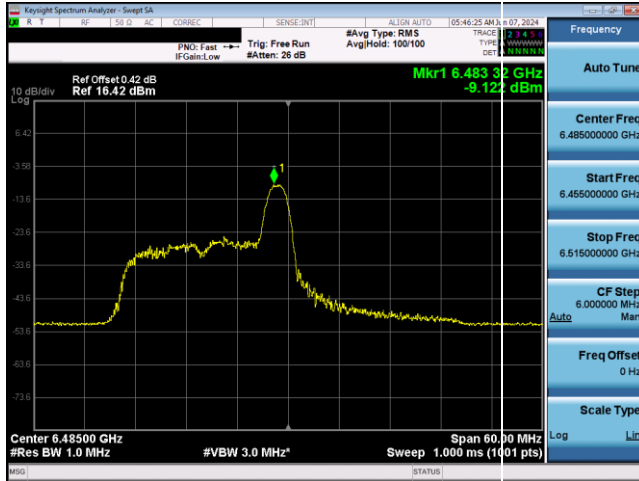


Plot 7-547. LPI Power Spectral Density Plot SDM Antenna WF5T (20MHz) 802.11ax RU242 (UNII Band 6) – Ch. 105

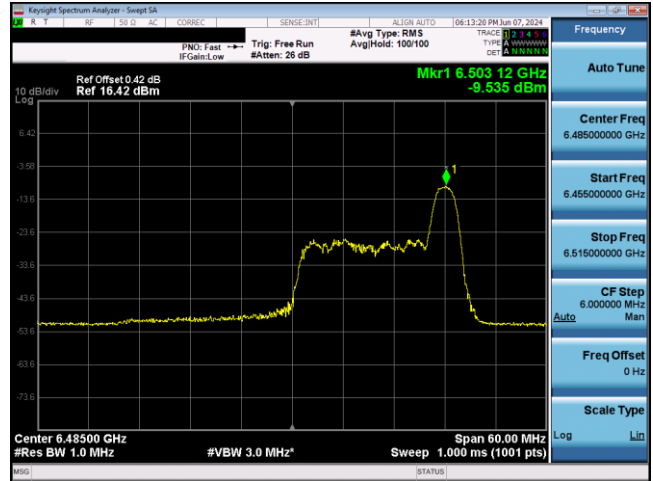


Plot 7-550. LPI Power Spectral Density Plot SDM Antenna WF2 (40MHz) 802.11ax RU26 (UNII Band 6) – Ch. 107

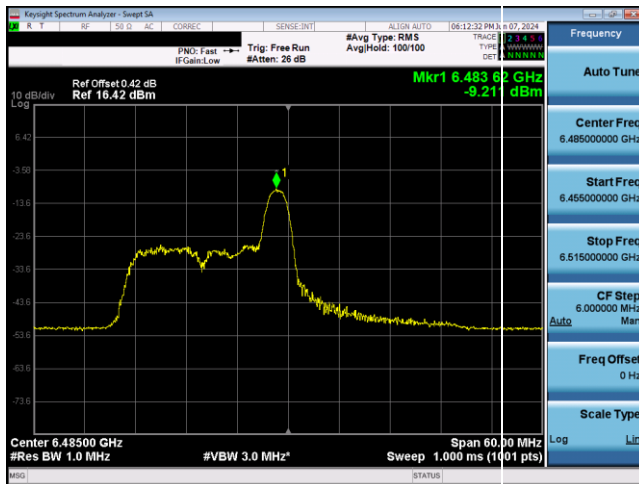
FCC ID: BCGA2993		MEASUREMENT REPORT (CERTIFICATION)	Approved by: Technical Manager
Test Report S/N: 1C2405200017-14-R3.BCG			EUT Type: Tablet Device



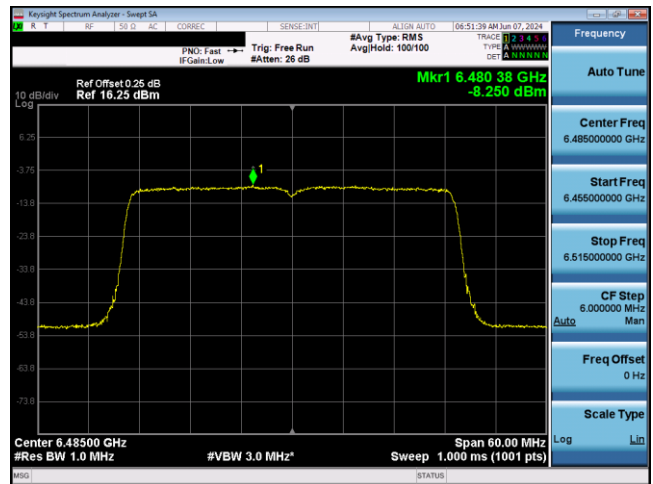
Plot 7-551. LPI Power Spectral Density Plot SDM Antenna WF5T (40MHz 802.11ax RU26 (UNII Band 6) – Ch. 107)



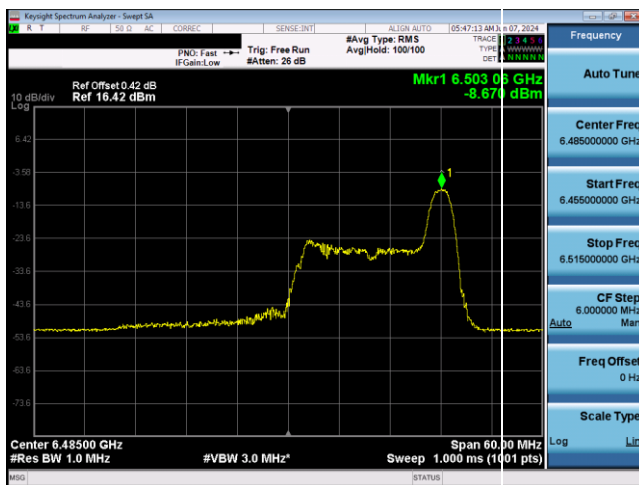
Plot 7-554. LPI Power Spectral Density Plot SDM Antenna WF2 (40MHz 802.11ax RU26 (UNII Band 6) – Ch. 107)



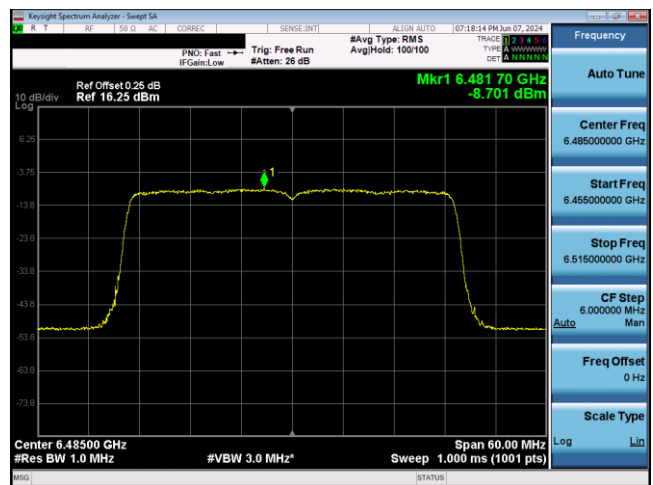
Plot 7-552. LPI Power Spectral Density Plot SDM Antenna WF2 (40MHz 802.11ax RU26 (UNII Band 6) – Ch. 107)



Plot 7-555. LPI Power Spectral Density Plot SDM Antenna WF5T (40MHz 802.11ax RU484 (UNII Band 6) – Ch. 107)

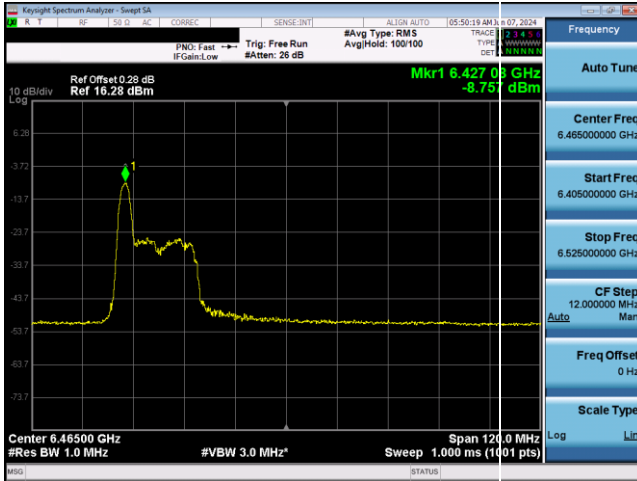


Plot 7-553. LPI Power Spectral Density Plot SDM Antenna WF5T (40MHz 802.11ax RU26 (UNII Band 6) – Ch. 107)

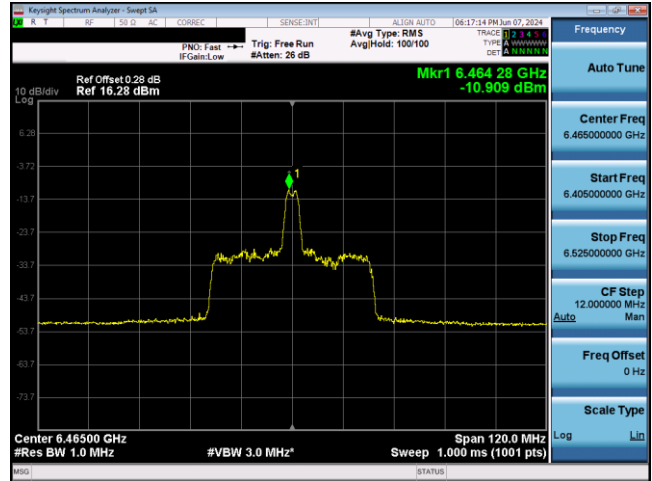


Plot 7-556. LPI Power Spectral Density Plot SDM Antenna WF2 (40MHz 802.11ax RU484 (UNII Band 6) – Ch. 107)

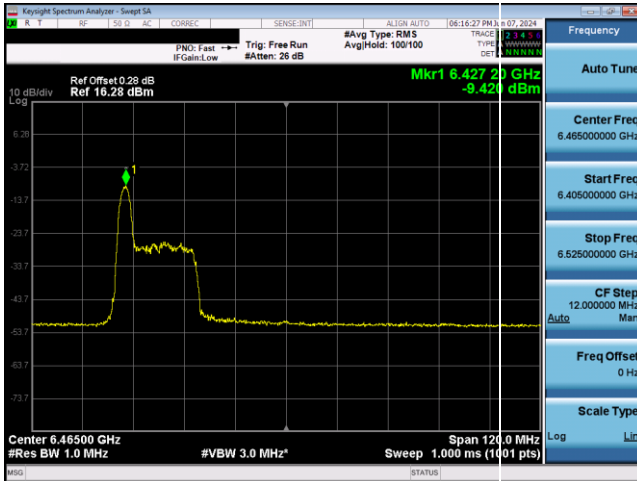
FCC ID: BCGA2993		MEASUREMENT REPORT (CERTIFICATION)	Approved by: Technical Manager
Test Report S/N: 1C2405200017-14-R3.BCG	Test Dates: 5/20/2024 - 10/1/2024	EUT Type: Tablet Device	Page 186 of 464



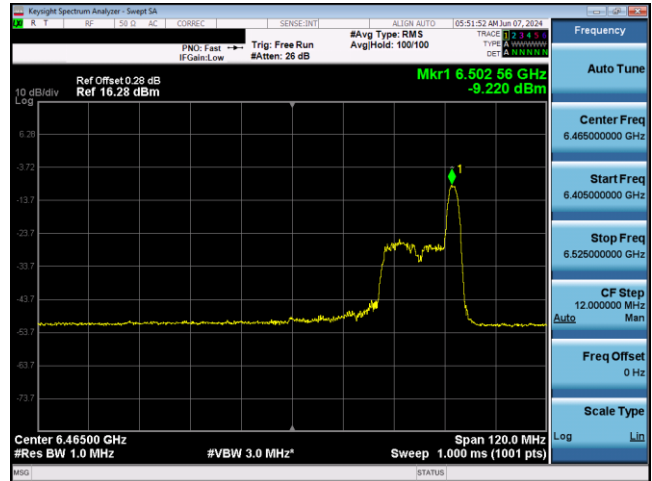
Plot 7-557. LPI Power Spectral Density Plot SDM Antenna WF5T (80MHz 802.11ax RU26 (UNII Band 6) – Ch. 103)



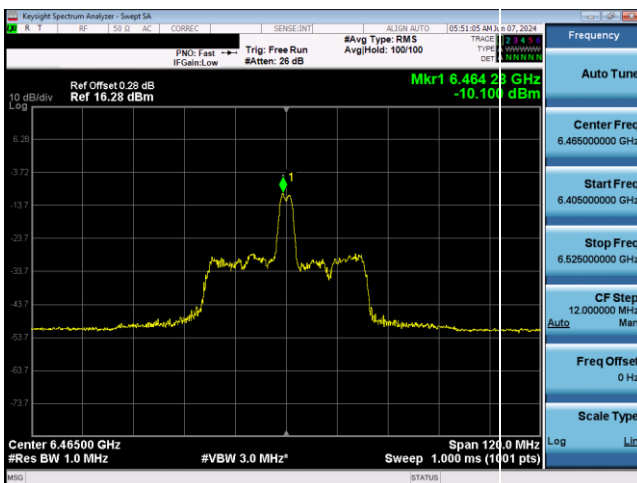
Plot 7-560. LPI Power Spectral Density Plot SDM Antenna WF2 (80MHz 802.11ax RU26 (UNII Band 6) – Ch. 103)



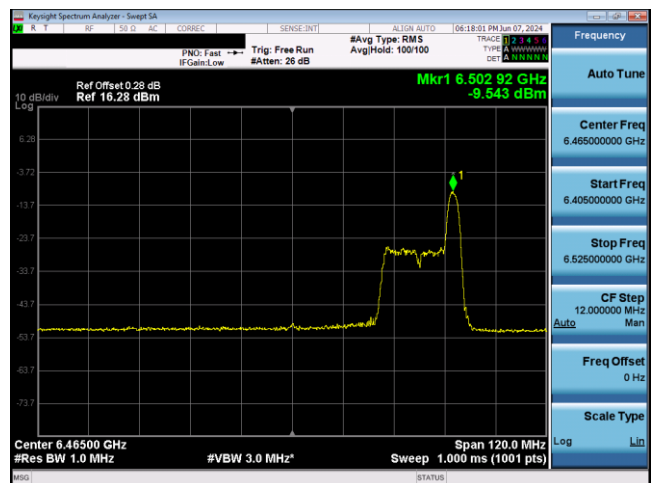
Plot 7-558. LPI Power Spectral Density Plot SDM Antenna WF2 (80MHz 802.11ax RU26 (UNII Band 6) – Ch. 103)



Plot 7-561. LPI Power Spectral Density Plot SDM Antenna WF5T (80MHz 802.11ax RU26 (UNII Band 6) – Ch. 103)

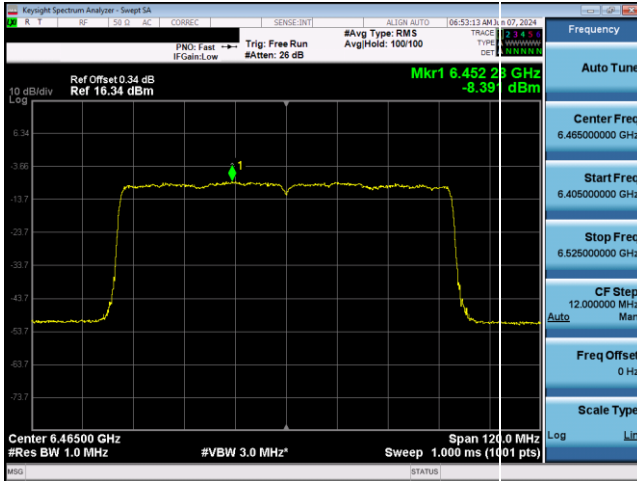


Plot 7-559. LPI Power Spectral Density Plot SDM Antenna WF5T (80MHz 802.11ax RU26 (UNII Band 6) – Ch. 103)

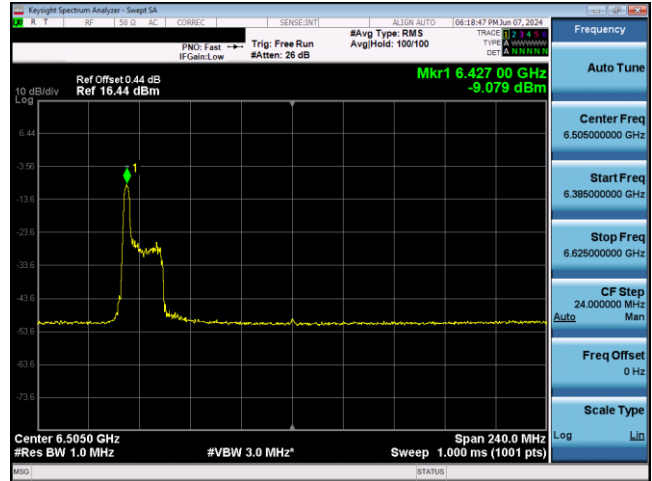


Plot 7-562. LPI Power Spectral Density Plot SDM Antenna WF2 (80MHz 802.11ax RU26 (UNII Band 6) – Ch. 103)

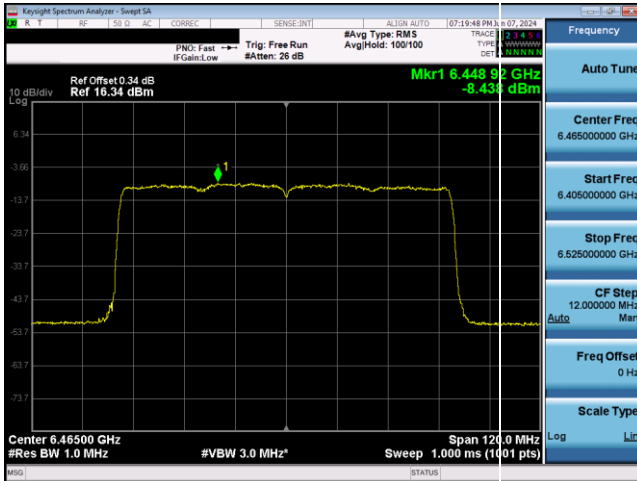
FCC ID: BCGA2993		MEASUREMENT REPORT (CERTIFICATION)	Approved by: Technical Manager
Test Report S/N: 1C2405200017-14-R3.BCG			Test Dates: 5/20/2024 - 10/1/2024



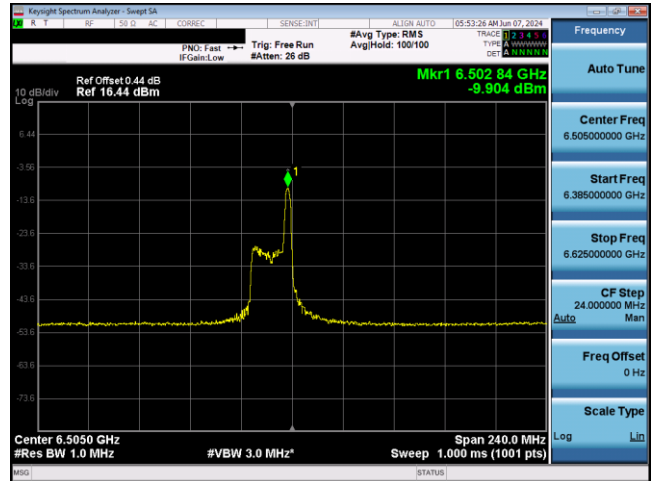
Plot 7-563. LPI Power Spectral Density Plot SDM Antenna WF5T (80MHz 802.11ax RU996 (UNII Band 6) – Ch. 103)



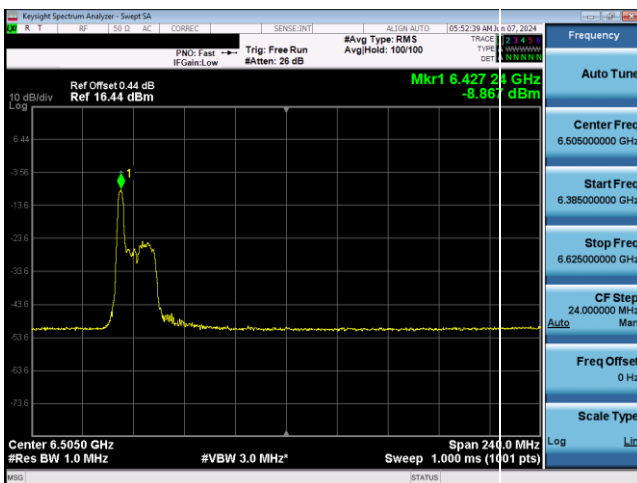
Plot 7-566. LPI Power Spectral Density Plot SDM Antenna WF2 (160MHz 802.11ax RU26 (UNII Band 6) – Ch. 111)



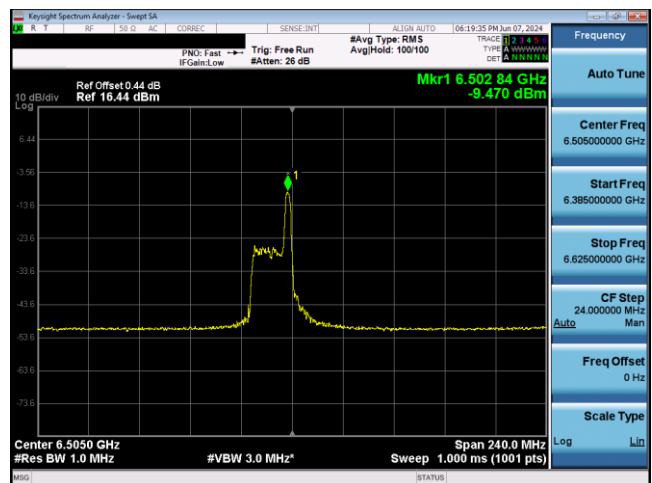
Plot 7-564. LPI Power Spectral Density Plot SDM Antenna WF2 (80MHz 802.11ax RU996 (UNII Band 6) – Ch. 103)



Plot 7-567. LPI Power Spectral Density Plot SDM Antenna WF5T (160MHz 802.11ax RU26 (UNII Band 6) – Ch. 111)

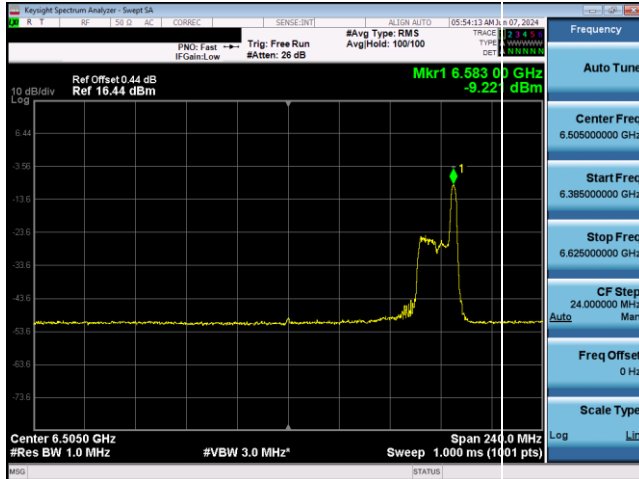


Plot 7-565. LPI Power Spectral Density Plot SDM Antenna WF5T (160MHz 802.11ax RU26 (UNII Band 6) – Ch. 111)

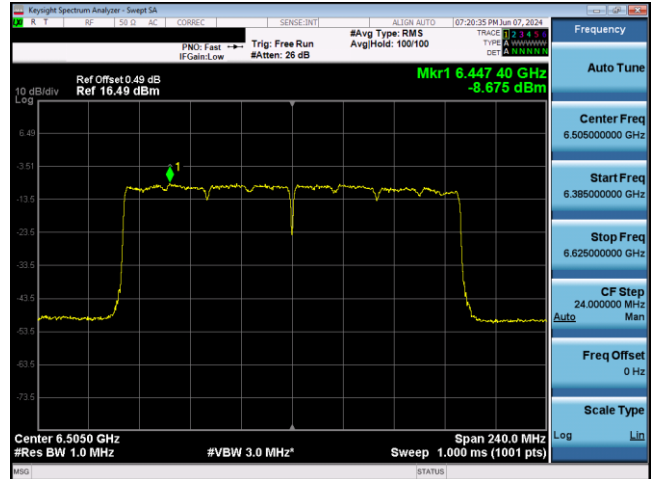


Plot 7-568. LPI Power Spectral Density Plot SDM Antenna WF2 (160MHz 802.11ax RU26 (UNII Band 6) – Ch. 111)

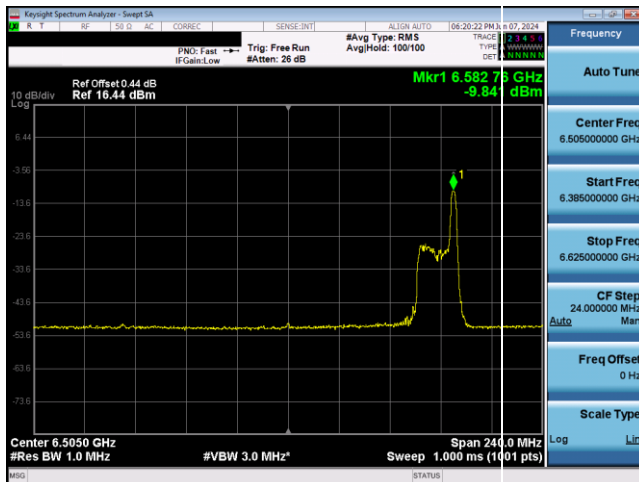
FCC ID: BCGA2993		MEASUREMENT REPORT (CERTIFICATION)	Approved by: Technical Manager
Test Report S/N: 1C2405200017-14-R3.BCG	Test Dates: 5/20/2024 - 10/1/2024	EUT Type: Tablet Device	Page 188 of 464



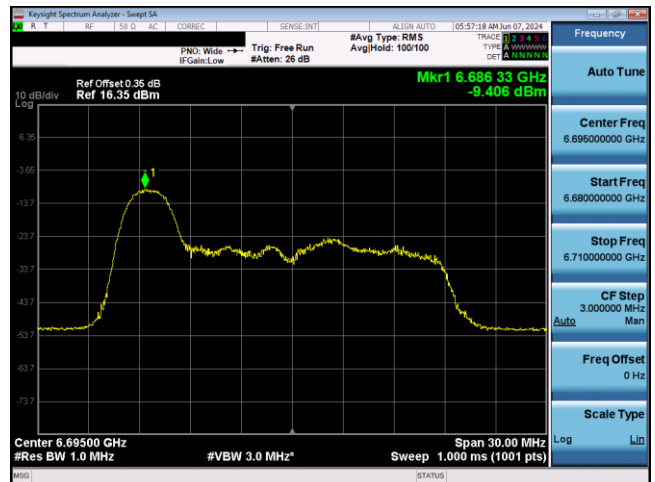
Plot 7-569. LPI Power Spectral Density Plot SDM Antenna WF5T (160MHz 802.11ax RU26 (UNII Band 6) – Ch. 111)



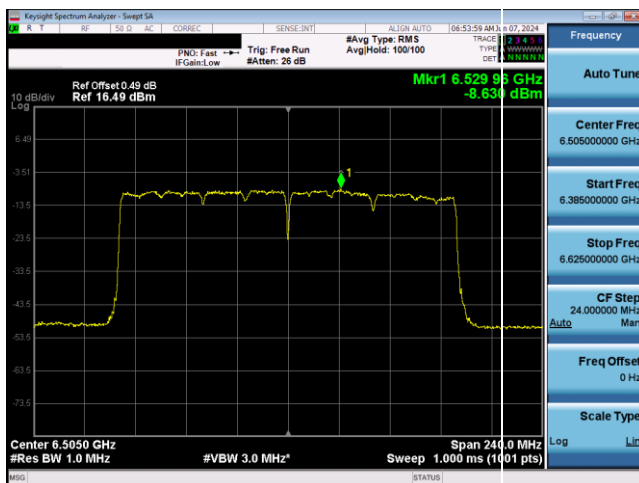
Plot 7-572. LPI Power Spectral Density Plot SDM Antenna WF2 (160MHz 802.11ax RU996x2 (UNII Band 6) – Ch. 111)



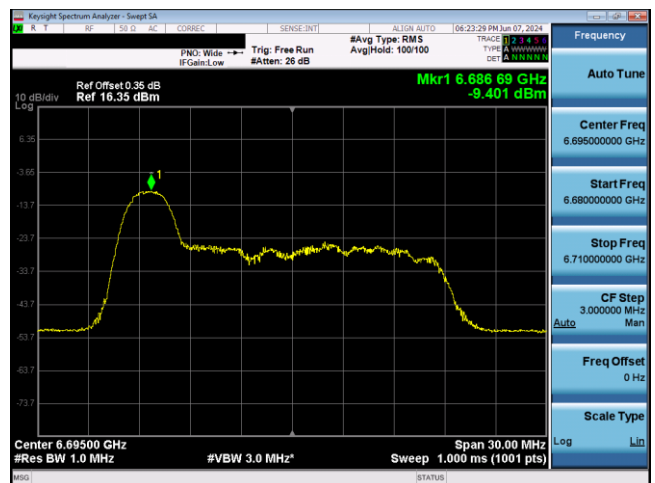
Plot 7-570. LPI Power Spectral Density Plot SDM Antenna WF2 (160MHz 802.11ax RU26 (UNII Band 6) – Ch. 111)



Plot 7-573. LPI Power Spectral Density Plot SDM Antenna WF5T (20MHz 802.11ax RU26 (UNII Band 7) – Ch. 149)



Plot 7-571. LPI Power Spectral Density Plot SDM Antenna WF5T (160MHz 802.11ax RU996x2 (UNII Band 6) – Ch. 111)



Plot 7-574. LPI Power Spectral Density Plot SDM Antenna WF2 (20MHz 802.11ax RU26 (UNII Band 7) – Ch. 149)

FCC ID: BCGA2993		MEASUREMENT REPORT (CERTIFICATION)	Approved by: Technical Manager
Test Report S/N: 1C2405200017-14-R3.BCG	Test Dates: 5/20/2024 - 10/1/2024	EUT Type: Tablet Device	Page 189 of 464