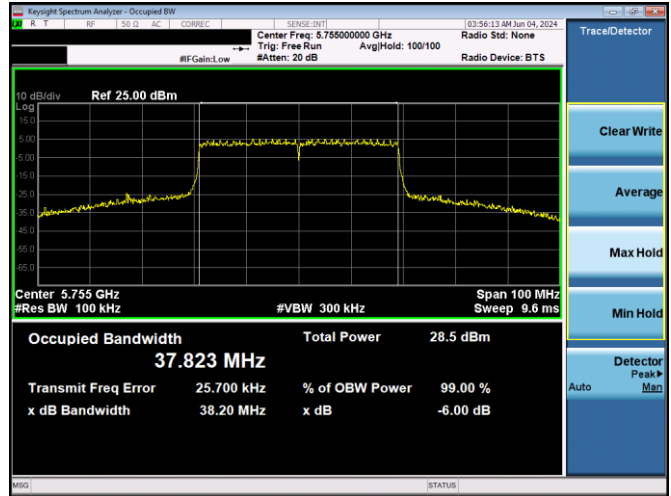


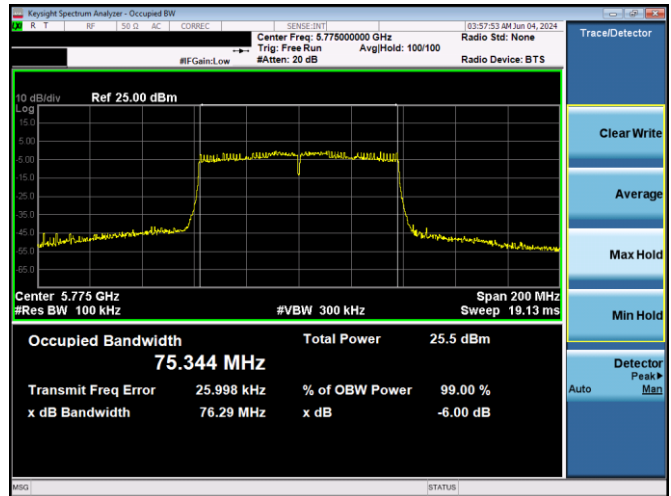
Plot 7-157. 6dB BW & 99% OBW Antenna WF2 (20MHz BW 802.11n – Ch. 157, MCS4)



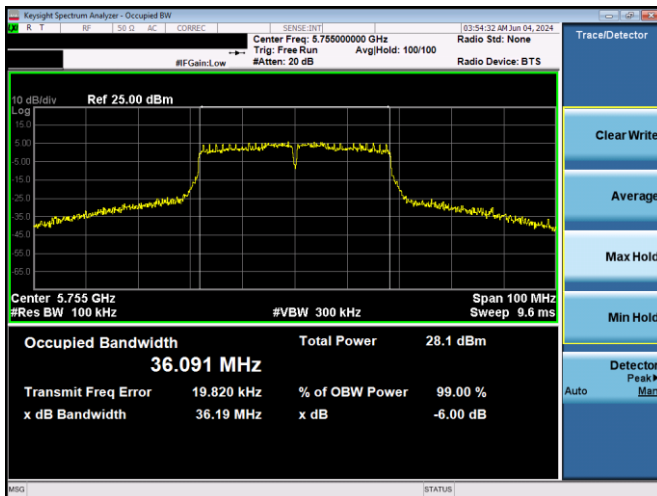
Plot 7-160. 6dB BW & 99% OBW Antenna WF2 (40MHz BW 802.11ax(SU) – Ch. 151, MCS4)



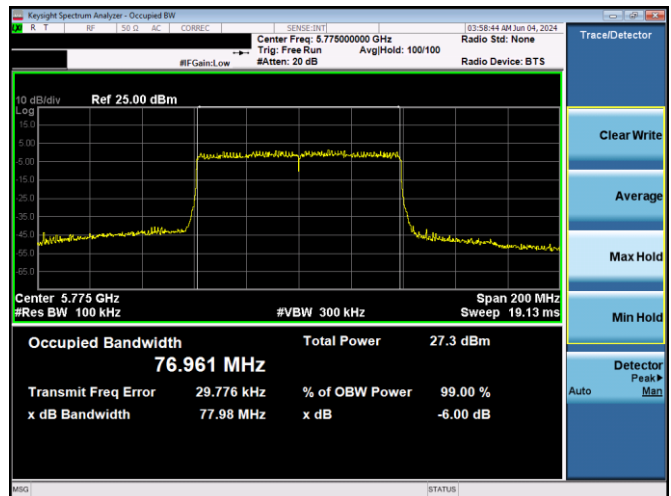
Plot 7-158. 6dB BW & 99% OBW Antenna WF2 (20MHz BW 802.11ax(SU) – Ch. 157, MCS4)



Plot 7-161. 6dB BW & 99% OBW Antenna WF2 (80MHz BW 802.11ac – Ch. 155, MCS4)

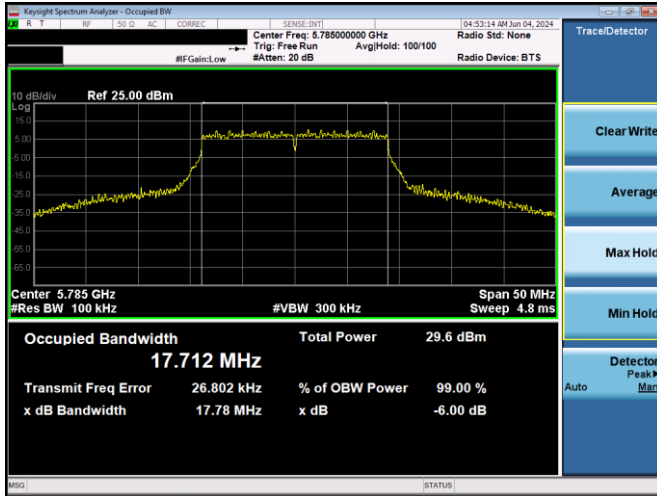


Plot 7-159. 6dB BW & 99% OBW Antenna WF2 (40MHz BW 802.11n – Ch. 151, MCS4)

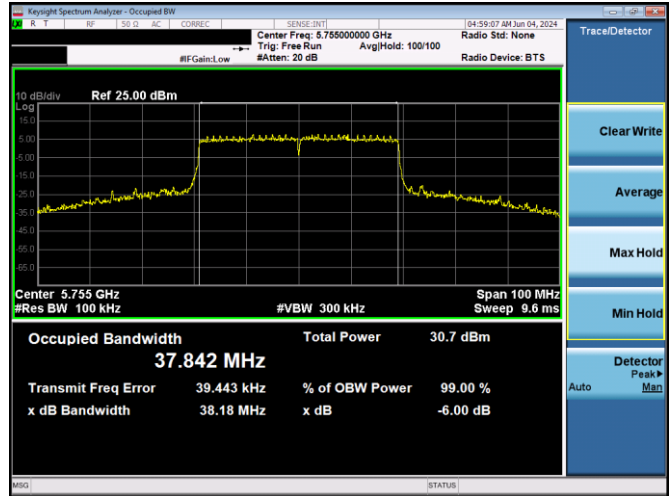


Plot 7-162. 6dB BW & 99% OBW Antenna WF2 (80MHz BW 802.11ax(SU) – Ch. 155, MCS4)

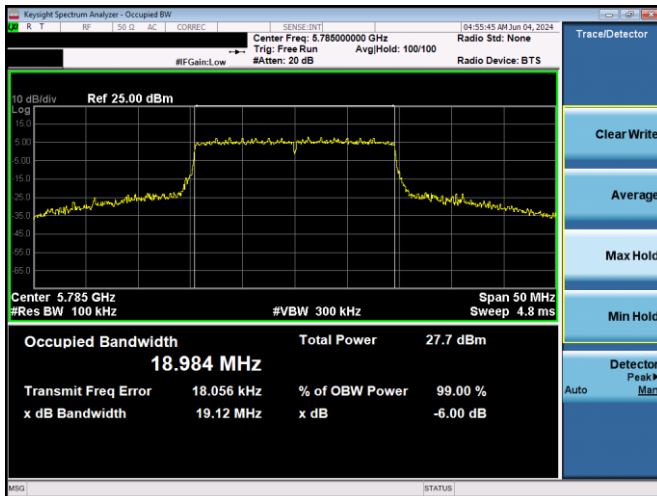
FCC ID: BCGA2993 IC: 579C-A2993		MEASUREMENT REPORT (CERTIFICATION)	Approved by: Technical Manager
Test Report S/N: 1C2405200017-11.BCG	Test Dates: 5/20/2024 - 8/28/2024	EUT Type: Tablet Device	Page 57 of 380



Plot 7-163. 6dB BW & 99% OBW Antenna WF2 (20MHz BW 802.11n – Ch. 157, MCS7)



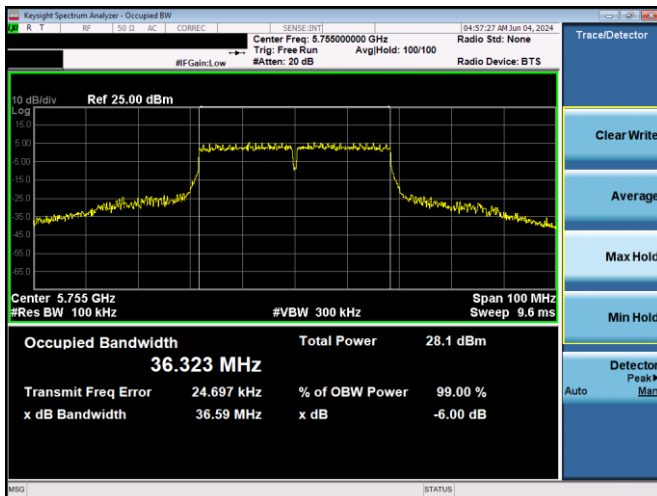
Plot 7-166. 6dB BW & 99% OBW Antenna WF2 (40MHz BW 802.11ax(SU) – Ch. 151, MCS11)



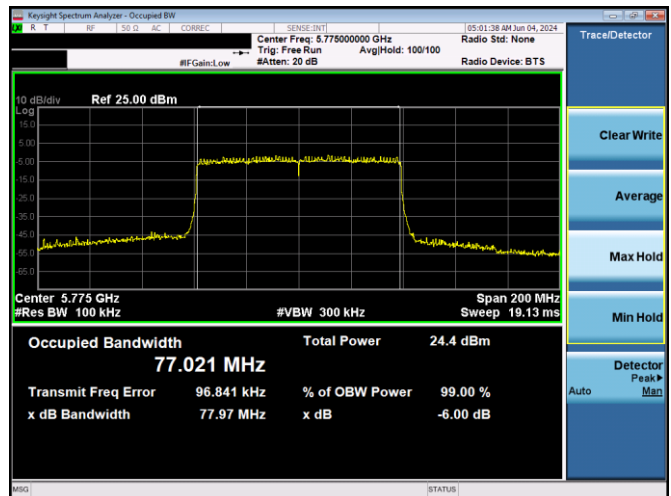
Plot 7-164. 6dB BW & 99% OBW Antenna WF2 (20MHz BW 802.11ax(SU) – Ch. 157, MCS11)



Plot 7-167. 6dB BW & 99% OBW Antenna WF2 (80MHz BW 802.11ac – Ch. 155, MCS9)



Plot 7-165. 6dB BW & 99% OBW Antenna WF2 (40MHz BW 802.11n – Ch. 151, MCS7)



Plot 7-168. 6dB BW & 99% OBW Antenna WF2 (80MHz BW 802.11ax(SU) – Ch. 155, MCS11)

FCC ID: BCGA2993 IC: 579C-A2993		MEASUREMENT REPORT (CERTIFICATION)	Approved by: Technical Manager
Test Report S/N: 1C2405200017-11.BCG	Test Dates: 5/20/2024 - 8/28/2024	EUT Type: Tablet Device	Page 58 of 380

7.4 Conducted Output Power and Max EIRP Measurement

§15.407(a.1.iv) §15.407(a.2) §15.407(a.3); RSS-247 [6.2]

Test Overview and Limits

A transmitter antenna terminal of the EUT is connected to the input of an RF pulse power sensor. Measurement is made using a broadband average power meter while the EUT is operating at its maximum duty cycle, at its maximum power control level, as defined in ANSI C63.10-2020 and KDB 789033 D02 v02r01, and at the appropriate frequencies. B is the 99% OBW per ISED RSS-247 and 26dB BW is per FCC 15.407.

In the 5.15 – 5.25GHz band, the maximum permissible conducted output power is 250mW (23.98dBm). The maximum e.i.r.p. shall not exceed the lesser of 200 mW or $10 + 10 \log_{10}B$, dBm.

In the 5.25 – 5.35GHz band, the maximum permissible conducted output power is the lesser of 250mW (23.98dBm) or $11 \text{ dBm} + 10\log_{10}(26\text{dB BW}) = 11 \text{ dBm} + 10\log_{10}(20.73) = 24.17\text{dBm}$. The maximum e.i.r.p. shall not exceed the lesser of 1.0 W or $17 + 10 \log_{10}B$, dBm.

In the 5.47 – 5.725GHz band, the maximum permissible conducted output power is the lesser of 250mW (23.98dBm) or $11 \text{ dBm} + 10\log_{10}(26\text{dB BW}) = 11 \text{ dBm} + 10\log_{10}(20.69) = 24.16\text{dBm}$. The maximum e.i.r.p. shall not exceed the lesser of 1.0 W or $17 + 10 \log_{10}B$, dBm.

In the 5.725 – 5.850GHz band, the maximum permissible conducted output power is 1W (30dBm). The maximum e.i.r.p. is 36 dBm.

Test Procedure Used

ANSI C63.10-2020 – Section 12.4.3.2 Method PM-G
 KDB 789033 D02 v02r01 – Section E)3)b) Method PM-G
 ANSI C63.10-2020 – Section 14.4 Measure-and-Sum Technique
 KDB 662911 v02r01 – Section E)1) Measure-and-Sum Technique

Test Settings

Average power measurements were performed only when the EUT was transmitting at its maximum power control level using a broadband power meter with a pulse sensor. The power meter implemented triggering and gating capabilities which were set up such that power measurements were recorded only during the ON time of the transmitter. The trace was averaged over 100 traces to obtain the final measured average power.

Test Setup

The EUT and measurement equipment were set up as shown in the diagram below.



Figure 7-3. Test Instrument & Measurement Setup

Test Notes

- Per RSS-247 Section 6.2.3, transmission on channels which overlap the 5600-5650 MHz is prohibited. This device operates under these frequencies only under the control of a certified master device and does not support active scanning on these channels. This device does not transmit any beacons or initiate any transmissions in UNII Bands 2A or 2C.

FCC ID: BCGA2993 IC: 579C-A2993		MEASUREMENT REPORT (CERTIFICATION)	Approved by: Technical Manager
Test Report S/N: 1C2405200017-11.BCG	Test Dates: 5/20/2024 - 8/28/2024	EUT Type: Tablet Device	Page 59 of 380

V 10.6 10/27/2023

7.4.1 FCC Antenna WF5T Conducted Output Power Measurements

5GHz (20MHz Bandwidth)	Freq [MHz]	Channel	Detector	Conducted Power [dBm]			Conducted Power Limit [dBm]	Conducted Power Margin [dB]
				802.11a	802.11n	802.11ax		
	5180	36	AVG	18.70	18.58	17.47	23.98	-5.28
	5200	40	AVG	20.00	19.71	19.78	23.98	-3.98
	5240	48	AVG	19.72	19.94	19.84	23.98	-4.04
	5260	52	AVG	19.95	19.83	19.77	23.98	-4.03
	5300	60	AVG	19.84	19.83	19.91	23.98	-4.07
	5320	64	AVG	18.45	18.48	17.17	23.98	-5.50
	5500	100	AVG	18.68	18.73	16.83	23.98	-5.25
	5520	104	AVG	19.76	19.70	19.92	23.98	-4.06
	5580	116	AVG	19.80	19.81	19.85	23.98	-4.13
	5680	136	AVG	19.94	19.91	19.84	23.98	-4.04
	5700	140	AVG	18.16	18.33	17.22	23.98	-5.65
	5720	144	AVG	19.93	19.71	19.50	23.98	-4.05
	5745	149	AVG	20.75	20.91	20.78	30.00	-9.10
5785	157	AVG	20.73	20.70	20.88	30.00	-9.12	
5825	165	AVG	20.79	20.71	20.88	30.00	-9.12	

Table 7-14. FCC Antenna WF5T 20MHz BW (UNII) Maximum Conducted Output Power (Low Data Rate)

5GHz (20MHz Bandwidth)	Freq [MHz]	Channel	Detector	Conducted Power [dBm]			Conducted Power Limit [dBm]	Conducted Power Margin [dB]
				802.11a	802.11n	802.11ax		
	5180	36	AVG	17.83	17.98	16.94	23.98	-6.00
	5200	40	AVG	19.91	19.92	19.70	23.98	-4.06
	5240	48	AVG	19.79	19.72	19.98	23.98	-4.00
	5260	52	AVG	19.79	19.95	19.92	23.98	-4.03
	5300	60	AVG	19.91	19.80	19.79	23.98	-4.07
	5320	64	AVG	17.15	17.28	17.45	23.98	-6.53
	5500	100	AVG	16.81	16.76	16.38	23.98	-7.17
	5520	104	AVG	19.82	20.00	19.75	23.98	-3.98
	5540	108	AVG	19.80	19.49	19.74	23.98	-4.18
	5580	116	AVG	19.86	19.75	19.70	23.98	-4.12
	5660	132	AVG	19.85	19.78	19.79	23.98	-4.13
	5680	136	AVG	19.97	19.68	19.31	23.98	-4.01
	5700	140	AVG	17.45	17.27	16.50	23.98	-6.53
5720	144	AVG	19.80	19.69	19.82	23.98	-4.16	
5745	149	AVG	20.85	20.95	20.75	30.00	-9.06	
5785	157	AVG	20.62	20.87	20.67	30.00	-9.13	
5825	165	AVG	20.88	20.72	20.69	30.00	-9.13	

Table 7-15. FCC Antenna WF5T 20MHz BW (UNII) Maximum Conducted Output Power (Mid Data Rate)

FCC ID: BCGA2993 IC: 579C-A2993	 MEASUREMENT REPORT (CERTIFICATION)		Approved by: Technical Manager
Test Report S/N: 1C2405200017-11.BCG	Test Dates: 5/20/2024 - 8/28/2024	EUT Type: Tablet Device	Page 60 of 380

5GHz (20MHz Bandwidth)	Freq [MHz]	Channel	Detector	Conducted Power [dBm]			Conducted Power Limit [dBm]	Conducted Power Margin [dB]
				802.11a	802.11n	802.11ax		
	5180	36	AVG	17.01	17.01	16.25	23.98	-6.97
5200	40	AVG	19.89	19.88	19.96	23.98	-4.02	
5240	48	AVG	19.92	19.69	19.67	23.98	-4.06	
5260	52	AVG	19.77	19.61	19.86	23.98	-4.12	
5300	60	AVG	19.93	19.75	19.98	23.98	-4.00	
5320	64	AVG	17.23	17.08	16.32	23.98	-6.75	
5500	100	AVG	15.35	15.23	14.91	23.98	-8.63	
5520	104	AVG	19.82	20.00	18.38	23.98	-3.98	
5580	116	AVG	19.71	19.65	19.78	23.98	-4.20	
5680	136	AVG	18.60	18.83	18.33	23.98	-5.15	
5700	140	AVG	15.13	15.04	15.03	23.98	-8.85	
5720	144	AVG	19.80	19.68	19.92	23.98	-4.06	
5745	149	AVG	20.64	20.97	20.72	30.00	-9.03	
5785	157	AVG	20.87	20.89	20.95	30.00	-9.05	
5825	165	AVG	20.72	20.82	20.82	30.00	-9.18	

Table 7-16. FCC Antenna WF5T 20MHz BW (UNII) Maximum Conducted Output Power (High Data Rate)

5GHz (40MHz Bandwidth)	Freq [MHz]	Channel	Detector	Conducted Power [dBm]		Conducted Power Limit [dBm]	Conducted Power Margin [dB]
				802.11n	802.11ax		
	5190	38	AVG	15.46	15.22	23.98	-8.52
5230	46	AVG	20.83	20.92	23.98	-3.06	
5270	54	AVG	20.74	19.66	23.98	-3.24	
5310	62	AVG	15.71	15.62	23.98	-8.27	
5510	102	AVG	14.81	14.84	23.98	-9.14	
5550	110	AVG	20.73	19.40	23.98	-3.25	
5590	118	AVG	20.91	20.83	23.98	-3.07	
5630	126	AVG	20.79	20.97	23.98	-3.01	
5670	134	AVG	19.89	19.91	23.98	-4.07	
5710	142	AVG	20.87	20.57	23.98	-3.11	
5755	151	AVG	20.61	20.69	30.00	-9.31	
5795	159	AVG	20.83	20.90	30.00	-9.10	

Table 7-17. FCC Antenna WF5T 40MHz BW (UNII) Maximum Conducted Output Power (Low Data Rate)

FCC ID: BCGA2993 IC: 579C-A2993		MEASUREMENT REPORT (CERTIFICATION)	Approved by: Technical Manager
Test Report S/N: 1C2405200017-11.BCG	Test Dates: 5/20/2024 - 8/28/2024	EUT Type: Tablet Device	Page 61 of 380

5GHz (40MHz Bandwidth)	Freq [MHz]	Channel	Detector	Conducted Power [dBm]		Conducted Power Limit [dBm]	Conducted Power Margin [dB]
				802.11n	802.11ax		
	5190	38	AVG	14.99	14.60	23.98	-8.99
5230	46	AVG	20.88	20.96	23.98	-3.02	
5270	54	AVG	20.80	19.73	23.98	-3.18	
5310	62	AVG	15.86	15.93	23.98	-8.05	
5510	102	AVG	14.88	14.93	23.98	-9.05	
5550	110	AVG	19.91	18.58	23.98	-4.07	
5590	118	AVG	20.81	20.89	23.98	-3.09	
5630	126	AVG	20.83	20.87	23.98	-3.11	
5670	134	AVG	18.92	17.92	23.98	-5.06	
5710	142	AVG	20.60	20.70	23.98	-3.28	
5755	151	AVG	20.55	20.67	30.00	-9.34	
5795	159	AVG	20.99	20.62	30.00	-9.01	

Table 7-18. FCC Antenna WF5T 40MHz BW (UNII) Maximum Conducted Output Power (Mid Data Rate)

5GHz (40MHz Bandwidth)	Freq [MHz]	Channel	Detector	Conducted Power [dBm]		Conducted Power Limit [dBm]	Conducted Power Margin [dB]
				802.11n	802.11ax		
	5190	38	AVG	14.19	14.26	23.98	-9.72
5230	46	AVG	20.81	20.79	23.98	-3.17	
5270	54	AVG	20.61	19.80	23.98	-3.37	
5310	62	AVG	15.37	15.29	23.98	-8.61	
5510	102	AVG	13.74	13.85	23.98	-10.13	
5550	110	AVG	18.83	18.14	23.98	-5.15	
5590	118	AVG	20.70	20.74	23.98	-3.24	
5630	126	AVG	20.96	20.59	23.98	-3.02	
5670	134	AVG	16.30	15.74	23.98	-7.68	
5710	142	AVG	20.95	20.94	23.98	-3.03	
5755	151	AVG	20.60	20.93	30.00	-9.07	
5795	159	AVG	20.76	20.80	30.00	-9.20	

Table 7-19. FCC Antenna WF5T 40MHz BW (UNII) Maximum Conducted Output Power (High Data Rate)

FCC ID: BCGA2993 IC: 579C-A2993		MEASUREMENT REPORT (CERTIFICATION)	Approved by: Technical Manager
Test Report S/N: 1C2405200017-11.BCG	Test Dates: 5/20/2024 - 8/28/2024	EUT Type: Tablet Device	Page 62 of 380

5GHz (80MHz Bandwidth)	Freq [MHz]	Channel	Detector	Conducted Power [dBm]		Conducted Power Limit [dBm]	Conducted Power Margin [dB]
				802.11ac	802.11ax		
				5210	42		
5290	58	AVG	16.43	16.00	23.98	-7.55	
5530	106	AVG	14.37	13.65	23.98	-9.61	
5610	122	AVG	20.72	19.11	23.98	-3.26	
5690	138	AVG	20.72	20.94	23.98	-3.26	
5775	155	AVG	18.82	18.28	30.00	-11.18	

Table 7-20. FCC Antenna WF5T 80MHz BW (UNII) Maximum Conducted Output Power (Low Data Rate)

5GHz (80MHz Bandwidth)	Freq [MHz]	Channel	Detector	Conducted Power [dBm]		Conducted Power Limit [dBm]	Conducted Power Margin [dB]
				802.11ac	802.11ax		
				5210	42		
5290	58	AVG	16.17	15.38	23.98	-7.81	
5530	106	AVG	14.26	13.48	23.98	-9.72	
5610	122	AVG	19.16	19.38	23.98	-4.82	
5690	138	AVG	20.75	20.65	23.98	-3.23	
5775	155	AVG	17.65	16.88	30.00	-12.35	

Table 7-21. FCC Antenna WF5T 80MHz BW (UNII) Maximum Conducted Output Power (Mid Data Rate)

5GHz (80MHz Bandwidth)	Freq [MHz]	Channel	Detector	Conducted Power [dBm]		Conducted Power Limit [dBm]	Conducted Power Margin [dB]
				802.11ac	802.11ax		
				5210	42		
5290	58	AVG	15.24	15.08	23.98	-8.74	
5530	106	AVG	12.31	12.28	23.98	-11.67	
5610	122	AVG	19.15	17.73	23.98	-4.83	
5690	138	AVG	20.69	20.92	23.98	-3.29	
5775	155	AVG	17.46	16.94	30.00	-12.54	

Table 7-22. FCC Antenna WF5T 80MHz BW (UNII) Maximum Conducted Output Power (High Data Rate)

5GHz (160MHz Bandwidth)	Freq [MHz]	Channel	Detector	Conducted Power [dBm]		Conducted Power Limit [dBm]	Conducted Power Margin [dB]
				802.11ac	802.11ax		
				5250	50		
5570	114	AVG	12.37	12.70	30.00	-17.63	

Table 7-23. FCC Antenna WF5T 160MHz BW (UNII) Maximum Conducted Output Power (Low Data Rate)

FCC ID: BCGA2993 IC: 579C-A2993		MEASUREMENT REPORT (CERTIFICATION)	Approved by: Technical Manager
Test Report S/N: 1C2405200017-11.BCG	Test Dates: 5/20/2024 - 8/28/2024	EUT Type: Tablet Device	Page 63 of 380

5GHz (160MHz Bandwidth)	Freq [MHz]	Channel	Detector	Conducted Power [dBm]		Conducted Power Limit [dBm]	Conducted Power Margin [dB]
				802.11ac	802.11ax		
	5250	50	AVG	12.90	13.12	23.98	-11.08
5570	114	AVG	12.32	11.75	30.00	-17.68	

Table 7-24. FCC Antenna WF5T 160MHz BW (UNII) Maximum Conducted Output Power (Mid Data Rate)

5GHz (160MHz Bandwidth)	Freq [MHz]	Channel	Detector	Conducted Power [dBm]		Conducted Power Limit [dBm]	Conducted Power Margin [dB]
				802.11ac	802.11ax		
	5250	50	AVG	11.94	11.99	23.98	-12.04
5570	114	AVG	11.15	10.83	23.98	-12.83	

Table 7-25. FCC Antenna WF5T 160MHz BW (UNII) Maximum Conducted Output Power (High Data Rate)

FCC ID: BCGA2993 IC: 579C-A2993		MEASUREMENT REPORT (CERTIFICATION)	Approved by: Technical Manager
Test Report S/N: 1C2405200017-11.BCG	Test Dates: 5/20/2024 - 8/28/2024	EUT Type: Tablet Device	Page 64 of 380

7.4.2 ISED Antenna WF5T Conducted Output Power Measurements

5GHz (20MHz Bandwidth)	Freq [MHz]	Channel	Detector	Conducted Power [dBm]			Conducted Power Limit [dBm]	Conducted Power Margin [dB]	Ant. Gain [dBi]	Max e.i.r.p. [dBm]	Max e.i.r.p. Limit [dBm]	e.i.r.p. Margin [dB]
				802.11a	802.11n	802.11ax						
	5180	36	AVG	13.51	13.58	13.37	-	-	4.60	18.18	23.01	-4.84
5200	40	AVG	13.38	13.68	13.39	-	-	4.60	18.28	23.01	-4.74	
5240	48	AVG	13.39	13.55	13.58	-	-	4.60	18.18	23.01	-4.83	
5260	52	AVG	19.95	19.83	19.77	23.98	-4.03	4.80	24.75	30.00	-5.25	
5300	60	AVG	19.84	19.83	19.91	23.98	-4.07	4.80	24.71	30.00	-5.29	
5320	64	AVG	18.45	18.48	17.17	23.98	-5.50	4.80	23.28	30.00	-6.72	
5500	100	AVG	18.68	18.73	16.83	23.98	-5.25	4.40	23.13	30.00	-6.87	
5520	104	AVG	19.76	19.70	19.92	23.98	-4.06	4.40	24.32	30.00	-5.68	
5540	108	AVG	19.75	19.68	19.91	23.98	-4.07	4.40	24.31	30.00	-5.69	
5580	116	AVG	19.80	19.81	19.85	23.98	-4.13	4.40	24.25	30.00	-5.76	
5660	132	AVG	19.80	19.72	19.96	23.98	-4.02	4.40	24.36	30.00	-5.64	
5680	136	AVG	19.94	19.91	19.84	23.98	-4.04	4.40	24.34	30.00	-5.66	
5700	140	AVG	18.16	18.33	17.22	23.98	-5.65	4.40	22.73	30.00	-7.27	
5720	144	AVG	19.93	19.71	19.50	23.98	-4.05	4.40	24.33	30.00	-5.67	
5745	149	AVG	20.75	20.91	20.78	30.00	-9.10	3.20	24.11	-	-	
5785	157	AVG	20.73	20.70	20.88	30.00	-9.12	3.20	24.08	-	-	
5825	165	AVG	20.79	20.71	20.88	30.00	-9.12	3.20	24.08	-	-	

Table 7-26. ISED Antenna WF5T 20MHz BW (UNII) Maximum Conducted Output Power and Max EIRP (Low Data Rate)

5GHz (20MHz Bandwidth)	Freq [MHz]	Channel	Detector	Conducted Power [dBm]			Conducted Power Limit [dBm]	Conducted Power Margin [dB]	Ant. Gain [dBi]	Max e.i.r.p. [dBm]	Max e.i.r.p. Limit [dBm]	e.i.r.p. Margin [dB]
				802.11a	802.11n	802.11ax						
	5180	36	AVG	13.42	13.65	13.56	-	-	4.60	18.25	23.01	-4.77
5200	40	AVG	13.47	13.71	13.61	-	-	4.60	18.31	23.01	-4.70	
5240	48	AVG	13.48	13.70	13.40	-	-	4.60	18.30	23.01	-4.71	
5260	52	AVG	19.79	19.95	19.92	23.98	-4.03	4.80	24.75	30.00	-5.25	
5300	60	AVG	19.91	19.80	19.79	23.98	-4.07	4.80	24.71	30.00	-5.29	
5320	64	AVG	17.15	17.28	17.45	23.98	-6.53	4.80	22.25	30.00	-7.75	
5500	100	AVG	16.81	16.76	16.38	23.98	-7.17	4.40	21.21	30.00	-8.79	
5520	104	AVG	19.82	20.00	19.75	23.98	-3.98	4.40	24.40	30.00	-5.60	
5540	108	AVG	19.80	19.49	19.74	23.98	-4.18	4.40	24.20	30.00	-5.80	
5580	116	AVG	19.86	19.75	19.70	23.98	-4.12	4.40	24.26	30.00	-5.74	
5660	132	AVG	19.85	19.78	19.79	23.98	-4.13	4.40	24.25	30.00	-5.75	
5680	136	AVG	19.97	19.68	19.31	23.98	-4.01	4.40	24.37	30.00	-5.63	
5700	140	AVG	17.45	17.27	16.50	23.98	-6.53	4.40	21.85	30.00	-8.15	
5720	144	AVG	19.80	19.69	19.82	23.98	-4.16	4.40	24.22	30.00	-5.78	
5745	149	AVG	20.85	20.95	20.75	30.00	-9.06	3.20	24.15	-	-	
5785	157	AVG	20.62	20.87	20.67	30.00	-9.13	3.20	24.07	-	-	
5825	165	AVG	20.88	20.72	20.69	30.00	-9.13	3.20	24.08	-	-	

Table 7-27. ISED Antenna WF5T 20MHz BW (UNII) Maximum Conducted Output Power and Max EIRP (Mid Data Rate)

FCC ID: BCGA2993 IC: 579C-A2993		MEASUREMENT REPORT (CERTIFICATION)	Approved by: Technical Manager
Test Report S/N: 1C2405200017-11.BCG	Test Dates: 5/20/2024 - 8/28/2024	EUT Type: Tablet Device	Page 65 of 380

5GHz (20MHz Bandwidth)	Freq [MHz]	Channel	Detector	Conducted Power [dBm]			Conducted Power Limit [dBm]	Conducted Power Margin [dB]	Ant. Gain [dBi]	Max e.i.r.p. [dBm]	Max e.i.r.p. Limit [dBm]	e.i.r.p. Margin [dB]
				802.11a	802.11n	802.11ax						
	5180	36	AVG	13.71	13.37	13.37	-	-	4.60	18.31	23.01	-4.70
5200	40	AVG	13.42	13.70	13.50	-	-	4.60	18.30	23.01	-4.71	
5240	48	AVG	13.73	13.51	13.74	-	-	4.60	18.34	23.01	-4.67	
5260	52	AVG	19.77	19.61	19.86	23.98	-4.12	4.80	24.66	30.00	-5.34	
5300	60	AVG	19.93	19.75	19.98	23.98	-4.00	4.80	24.78	30.00	-5.22	
5320	64	AVG	17.23	17.08	16.32	23.98	-6.75	4.80	22.03	30.00	-7.97	
5500	100	AVG	15.35	15.23	14.91	23.98	-8.63	4.40	19.75	30.00	-10.25	
5520	104	AVG	19.82	20.00	18.38	23.98	-3.98	4.40	24.40	30.00	-5.60	
5540	108	AVG	19.72	19.99	19.88	23.98	-3.99	4.40	24.39	30.00	-5.61	
5580	116	AVG	19.71	19.65	19.78	23.98	-4.20	4.40	24.18	30.00	-5.82	
5660	132	AVG	19.79	19.79	19.94	23.98	-4.04	4.40	24.34	30.00	-5.66	
5680	136	AVG	18.60	18.83	18.33	23.98	-5.15	4.40	23.23	30.00	-6.77	
5700	140	AVG	15.13	15.04	15.03	23.98	-8.85	4.40	19.53	30.00	-10.47	
5720	144	AVG	19.80	19.68	19.92	23.98	-4.06	4.40	24.32	30.00	-5.69	
5745	149	AVG	20.64	20.97	20.72	30.00	-9.03	3.20	24.17	-	-	
5785	157	AVG	20.87	20.89	20.95	30.00	-9.05	3.20	24.15	-	-	
5825	165	AVG	20.72	20.82	20.82	30.00	-9.18	3.20	24.02	-	-	


Table 7-28. ISED Antenna WF5T 20MHz BW (UNII) Maximum Conducted Output Power and Max EIRP (High Data Rate)

5GHz (40MHz Bandwidth)	Freq [MHz]	Channel	Detector	Conducted Power [dBm]		Conducted Power Limit [dBm]	Conducted Power Margin [dB]	Ant. Gain [dBi]	Max e.i.r.p. [dBm]	Max e.i.r.p. Limit [dBm]	e.i.r.p. Margin [dB]
				802.11n	802.11ax						
	5190	38	AVG	15.45	15.01	-	-	4.60	20.05	23.01	-2.97
5230	46	AVG	16.23	15.89	-	-	4.60	20.83	23.01	-2.18	
5270	54	AVG	20.74	19.66	23.98	-3.24	4.80	25.54	30.00	-4.46	
5310	62	AVG	15.71	15.62	23.98	-8.27	4.80	20.51	30.00	-9.49	
5510	102	AVG	14.81	14.84	23.98	-9.14	4.40	19.24	30.00	-10.76	
5550	110	AVG	20.73	19.40	23.98	-3.25	4.40	25.13	30.00	-4.87	
5670	134	AVG	19.89	19.91	23.98	-4.07	4.40	24.31	30.00	-5.69	
5710	142	AVG	20.87	20.57	23.98	-3.11	4.40	25.27	30.00	-4.73	
5755	151	AVG	20.61	20.69	30.00	-9.31	3.20	23.89	-	-	
5795	159	AVG	20.83	20.90	30.00	-9.10	3.20	24.10	-	-	

Table 7-29. ISED Antenna WF5T 40MHz BW (UNII) Maximum Conducted Output Power and Max EIRP (Low Data Rate)

5GHz (40MHz Bandwidth)	Freq [MHz]	Channel	Detector	Conducted Power [dBm]		Conducted Power Limit [dBm]	Conducted Power Margin [dB]	Ant. Gain [dBi]	Max e.i.r.p. [dBm]	Max e.i.r.p. Limit [dBm]	e.i.r.p. Margin [dB]
				802.11n	802.11ax						
	5190	38	AVG	14.90	14.60	-	-	4.60	19.50	23.01	-3.52
5230	46	AVG	15.98	16.05	-	-	4.60	20.65	23.01	-2.36	
5270	54	AVG	20.80	19.73	23.98	-3.18	4.80	25.60	30.00	-4.40	
5310	62	AVG	15.86	15.93	23.98	-8.05	4.80	20.73	30.00	-9.27	
5510	102	AVG	14.88	14.93	23.98	-9.05	4.40	19.33	30.00	-10.68	
5550	110	AVG	19.91	18.58	23.98	-4.07	4.40	24.31	30.00	-5.69	
5670	134	AVG	18.92	17.92	23.98	-5.06	4.40	23.32	30.00	-6.68	
5710	142	AVG	20.60	20.70	23.98	-3.28	4.40	25.10	30.00	-4.91	
5755	151	AVG	20.55	20.67	30.00	-9.34	3.20	23.87	-	-	
5795	159	AVG	20.99	20.62	30.00	-9.01	3.20	24.19	-	-	

Table 7-30. ISED Antenna WF5T 40MHz BW (UNII) Maximum Conducted Output Power and Max EIRP (Mid Data Rate)

FCC ID: BCGA2993 IC: 579C-A2993		MEASUREMENT REPORT (CERTIFICATION)	Approved by: Technical Manager
Test Report S/N: 1C2405200017-11.BCG	Test Dates: 5/20/2024 - 8/28/2024	EUT Type: Tablet Device	Page 66 of 380

5GHz (40MHz Bandwidth)	Freq [MHz]	Channel	Detector	Conducted Power [dBm]		Conducted Power Limit [dBm]	Conducted Power Margin [dB]	Ant. Gain [dBi]	Max e.i.r.p. [dBm]	Max e.i.r.p. Limit [dBm]	e.i.r.p. Margin [dB]
				802.11n	802.11ax						
	5190	38	AVG	14.35	14.16	-	-	4.60	18.95	23.01	-4.06
5230	46	AVG	15.92	15.86	-	-	4.60	20.52	23.01	-2.50	
5270	54	AVG	20.61	19.80	23.98	-3.37	4.80	25.41	30.00	-4.59	
5310	62	AVG	15.37	15.29	23.98	-8.61	4.80	20.17	30.00	-9.83	
5510	102	AVG	13.74	13.85	23.98	-10.13	4.40	18.25	30.00	-11.75	
5550	110	AVG	18.83	18.14	23.98	-5.15	4.40	23.23	30.00	-6.77	
5670	134	AVG	16.30	15.74	23.98	-7.68	4.40	20.70	30.00	-9.31	
5710	142	AVG	20.95	20.94	23.98	-3.03	4.40	25.35	30.00	-4.65	
5755	151	AVG	20.60	20.93	30.00	-9.07	3.20	24.13	-	-	
5795	159	AVG	20.76	20.80	30.00	-9.20	3.20	24.00	-	-	

Table 7-31. ISED Antenna WF5T 40MHz BW (UNII) Maximum Conducted Output Power and Max EIRP (High Data Rate)

5GHz (80MHz Bandwidth)	Freq [MHz]	Channel	Detector	Conducted Power [dBm]		Conducted Power Limit [dBm]	Conducted Power Margin [dB]	Ant. Gain [dBi]	Max e.i.r.p. [dBm]	Max e.i.r.p. Limit [dBm]	e.i.r.p. Margin [dB]
				802.11ac	802.11ax						
	5210	42	AVG	14.65	13.82	-	-	4.60	19.25	23.01	-3.76
5290	58	AVG	16.43	16.00	23.98	-7.55	4.80	21.23	30.00	-8.77	
5530	106	AVG	14.37	13.65	23.98	-9.61	4.40	18.77	30.00	-11.23	
5690	138	AVG	20.72	20.94	23.98	-3.26	4.40	25.34	30.00	-4.66	
5775	155	AVG	18.82	18.28	30.00	-11.18	3.20	22.02	-	-	

Table 7-32. ISED Antenna WF5T 80MHz BW (UNII) Maximum Conducted Output Power and Max EIRP (Low Data Rate)

5GHz (80MHz Bandwidth)	Freq [MHz]	Channel	Detector	Conducted Power [dBm]		Conducted Power Limit [dBm]	Conducted Power Margin [dB]	Ant. Gain [dBi]	Max e.i.r.p. [dBm]	Max e.i.r.p. Limit [dBm]	e.i.r.p. Margin [dB]
				802.11ac	802.11ax						
	5210	42	AVG	14.11	13.68	-	-	4.60	18.71	23.01	-4.30
5290	58	AVG	16.17	15.38	23.98	-7.81	4.80	20.97	30.00	-9.03	
5530	106	AVG	14.26	13.48	23.98	-9.72	4.40	18.66	30.00	-11.34	
5690	138	AVG	20.75	20.65	23.98	-3.23	4.40	25.15	30.00	-4.85	
5775	155	AVG	17.65	16.88	30.00	-12.35	3.20	20.85	-	-	

Table 7-33. ISED Antenna WF5T 80MHz BW (UNII) Maximum Conducted Output Power and Max EIRP (Mid Data Rate)

5GHz (80MHz Bandwidth)	Freq [MHz]	Channel	Detector	Conducted Power [dBm]		Conducted Power Limit [dBm]	Conducted Power Margin [dB]	Ant. Gain [dBi]	Max e.i.r.p. [dBm]	Max e.i.r.p. Limit [dBm]	e.i.r.p. Margin [dB]
				802.11ac	802.11ax						
	5210	42	AVG	13.31	13.32	-	-	4.60	17.92	23.01	-5.09
5290	58	AVG	15.24	15.08	23.98	-8.74	4.80	20.04	30.00	-9.96	
5530	106	AVG	12.31	12.28	23.98	-11.67	4.40	16.71	30.00	-13.29	
5690	138	AVG	20.69	20.92	23.98	-3.29	4.40	25.32	30.00	-4.68	
5775	155	AVG	17.46	16.94	30.00	-12.54	3.20	20.66	-	-	

Table 7-34. ISED Antenna WF5T 80MHz BW (UNII) Maximum Conducted Output Power and Max EIRP (High Data Rate)

FCC ID: BCGA2993 IC: 579C-A2993			MEASUREMENT REPORT (CERTIFICATION)	Approved by: Technical Manager
Test Report S/N: 1C2405200017-11.BCG	Test Dates: 5/20/2024 - 8/28/2024	EUT Type: Tablet Device	Page 67 of 380	

5GHz (160MHz Bandwidth)	Freq [MHz]	Channel	Detector	Conducted Power [dBm]		Conducted Power Limit [dBm]	Conducted Power Margin [dB]	Ant. Gain [dBi]	Max e.i.r.p. [dBm]	Max e.i.r.p. Limit [dBm]	e.i.r.p. Margin [dB]
				802.11ac	802.11ax						
				5250	50						

Table 7-35. ISED Antenna WF5T 160MHz BW (UNII) Maximum Conducted Output Power and Max EIRP (Low Data Rate)

5GHz (160MHz Bandwidth)	Freq [MHz]	Channel	Detector	Conducted Power [dBm]		Conducted Power Limit [dBm]	Conducted Power Margin [dB]	Ant. Gain [dBi]	Max e.i.r.p. [dBm]	Max e.i.r.p. Limit [dBm]	e.i.r.p. Margin [dB]
				802.11ac	802.11ax						
				5250	50						

Table 7-36. ISED Antenna WF5T 160MHz BW (UNII) Maximum Conducted Output Power and Max EIRP (Mid Data Rate)

5GHz (160MHz Bandwidth)	Freq [MHz]	Channel	Detector	Conducted Power [dBm]		Conducted Power Limit [dBm]	Conducted Power Margin [dB]	Ant. Gain [dBi]	Max e.i.r.p. [dBm]	Max e.i.r.p. Limit [dBm]	e.i.r.p. Margin [dB]
				802.11ac	802.11ax						
				5250	50						

Table 7-37. ISED Antenna WF5T 160MHz BW (UNII) Maximum Conducted Output Power and Max EIRP (High Data Rate)

FCC ID: BCGA2993 IC: 579C-A2993	 MEASUREMENT REPORT (CERTIFICATION)		Approved by: Technical Manager
Test Report S/N: 1C2405200017-11.BCG	Test Dates: 5/20/2024 - 8/28/2024	EUT Type: Tablet Device	Page 68 of 380

7.4.3 FCC Antenna WF2 Conducted Output Power Measurements

5GHz (20MHz Bandwidth)	Freq [MHz]	Channel	Detector	Conducted Power [dBm]			Conducted Power Limit [dBm]	Conducted Power Margin [dB]
				802.11a	802.11n	802.11ax		
	5180	36	AVG	18.51	18.57	17.26	23.98	-5.41
	5200	40	AVG	19.78	19.69	19.72	23.98	-4.20
	5240	48	AVG	19.86	19.74	19.62	23.98	-4.12
	5260	52	AVG	19.73	19.64	19.97	23.98	-4.01
	5300	60	AVG	19.92	19.93	19.80	23.98	-4.05
	5320	64	AVG	18.28	18.18	17.27	23.98	-5.70
	5500	100	AVG	18.73	18.69	16.62	23.98	-5.25
	5520	104	AVG	19.64	19.88	19.84	23.98	-4.10
	5580	116	AVG	19.79	19.99	19.93	23.98	-3.99
	5680	136	AVG	19.82	19.73	19.69	23.98	-4.16
	5700	140	AVG	18.22	18.10	17.33	23.98	-5.76
	5720	144	AVG	19.95	19.68	20.00	23.98	-3.98
	5745	149	AVG	20.75	20.60	20.89	30.00	-9.11
5785	157	AVG	20.67	20.71	20.66	30.00	-9.30	
5825	165	AVG	20.78	20.73	20.68	30.00	-9.22	

Table 7-38. FCC Antenna WF2 20MHz BW (UNII) Maximum Conducted Output Power (Low Data Rate)

5GHz (20MHz Bandwidth)	Freq [MHz]	Channel	Detector	Conducted Power [dBm]			Conducted Power Limit [dBm]	Conducted Power Margin [dB]
				802.11a	802.11n	802.11ax		
	5180	36	AVG	17.78	17.96	16.77	23.98	-6.02
	5200	40	AVG	19.81	19.74	19.61	23.98	-4.17
	5240	48	AVG	19.88	19.84	19.70	23.98	-4.10
	5260	52	AVG	19.78	19.99	19.67	23.98	-3.99
	5300	60	AVG	19.82	19.82	19.88	23.98	-4.10
	5320	64	AVG	17.16	17.37	17.35	23.98	-6.61
	5500	100	AVG	16.68	16.40	16.24	23.98	-7.30
	5520	104	AVG	19.72	19.92	19.64	23.98	-4.06
	5540	108	AVG	19.77	19.78	19.78	23.98	-4.20
	5580	116	AVG	19.83	19.77	19.74	23.98	-4.15
	5660	132	AVG	19.96	19.79	19.69	23.98	-4.02
	5680	136	AVG	19.85	19.51	19.48	23.98	-4.13
	5700	140	AVG	17.35	17.34	16.31	23.98	-6.63
5720	144	AVG	19.95	19.95	19.84	23.98	-4.03	
5745	149	AVG	20.93	20.80	20.71	30.00	-9.07	
5785	157	AVG	20.70	20.87	20.81	30.00	-9.13	
5825	165	AVG	20.70	20.75	20.82	30.00	-9.19	

Table 7-39. FCC Antenna WF2 20MHz BW (UNII) Maximum Conducted Output Power (Mid Data Rate)


FCC ID: BCGA2993 IC: 579C-A2993	 MEASUREMENT REPORT (CERTIFICATION)		Approved by: Technical Manager
Test Report S/N: 1C2405200017-11.BCG	Test Dates: 5/20/2024 - 8/28/2024	EUT Type: Tablet Device	Page 69 of 380

5GHz (20MHz Bandwidth)	Freq [MHz]	Channel	Detector	Conducted Power [dBm]			Conducted Power Limit [dBm]	Conducted Power Margin [dB]
				802.11a	802.11n	802.11ax		
	5180	36	AVG	17.17	17.08	16.15	23.98	-6.81
5200	40	AVG	19.79	19.72	19.98	23.98	-4.00	
5240	48	AVG	19.90	19.80	19.62	23.98	-4.08	
5260	52	AVG	19.90	19.78	19.76	23.98	-4.08	
5300	60	AVG	19.78	19.99	19.63	23.98	-3.99	
5320	64	AVG	17.23	17.12	16.12	23.98	-6.75	
5500	100	AVG	15.17	15.24	15.00	23.98	-8.74	
5520	104	AVG	19.68	19.63	18.39	23.98	-4.30	
5580	116	AVG	19.84	19.75	19.85	23.98	-4.13	
5680	136	AVG	18.92	18.79	18.33	23.98	-5.06	
5700	140	AVG	15.17	15.20	14.93	23.98	-8.78	
5720	144	AVG	19.99	19.91	19.92	23.98	-3.99	
5745	149	AVG	20.78	20.80	20.79	30.00	-9.21	
5785	157	AVG	20.70	20.76	20.78	30.00	-9.22	
5825	165	AVG	20.64	20.74	20.95	30.00	-9.05	

Table 7-40. FCC Antenna WF2 20MHz BW (UNII) Maximum Conducted Output Power (High Data Rate)

5GHz (40MHz Bandwidth)	Freq [MHz]	Channel	Detector	Conducted Power [dBm]		Conducted Power Limit [dBm]	Conducted Power Margin [dB]
				802.11n	802.11ax		
	5190	38	AVG	15.52	14.93	23.98	-8.46
5230	46	AVG	20.75	20.80	23.98	-3.18	
5270	54	AVG	20.80	19.71	23.98	-3.18	
5310	62	AVG	15.77	15.60	23.98	-8.21	
5510	102	AVG	14.84	14.90	23.98	-9.08	
5550	110	AVG	20.99	19.48	23.98	-2.99	
5590	118	AVG	20.63	20.71	23.98	-3.27	
5630	126	AVG	20.59	20.71	23.98	-3.27	
5670	134	AVG	19.79	20.00	23.98	-3.98	
5710	142	AVG	20.73	20.81	23.98	-3.17	
5755	151	AVG	20.95	20.71	30.00	-9.05	
5795	159	AVG	20.73	20.79	30.00	-9.21	

Table 7-41. FCC Antenna WF2 40MHz BW (UNII) Maximum Conducted Output Power (Low Data Rate)

FCC ID: BCGA2993 IC: 579C-A2993		MEASUREMENT REPORT (CERTIFICATION)	Approved by: Technical Manager
Test Report S/N: 1C2405200017-11.BCG	Test Dates: 5/20/2024 - 8/28/2024	EUT Type: Tablet Device	Page 70 of 380

5GHz (40MHz Bandwidth)	Freq [MHz]	Channel	Detector	Conducted Power [dBm]		Conducted Power Limit [dBm]	Conducted Power Margin [dB]
				802.11n	802.11ax		
	5190	38	AVG	14.69	14.72	23.98	-9.26
5230	46	AVG	20.71	20.64	23.98	-3.27	
5270	54	AVG	20.79	19.61	23.98	-3.19	
5310	62	AVG	15.83	15.90	23.98	-8.08	
5510	102	AVG	14.64	14.81	23.98	-9.17	
5550	110	AVG	19.78	18.95	23.98	-4.20	
5590	118	AVG	20.75	20.81	23.98	-3.17	
5630	126	AVG	20.64	20.61	23.98	-3.34	
5670	134	AVG	19.00	17.96	23.98	-4.98	
5710	142	AVG	20.86	20.90	23.98	-3.08	
5755	151	AVG	20.56	20.62	30.00	-9.38	
5795	159	AVG	20.63	20.88	30.00	-9.12	

Table 7-42. FCC Antenna WF2 40MHz BW (UNII) Maximum Conducted Output Power (Mid Data Rate)

5GHz (40MHz Bandwidth)	Freq [MHz]	Channel	Detector	Conducted Power [dBm]		Conducted Power Limit [dBm]	Conducted Power Margin [dB]
				802.11n	802.11ax		
	5190	38	AVG	14.33	14.13	23.98	-9.65
5230	46	AVG	20.78	20.60	23.98	-3.20	
5270	54	AVG	20.86	19.79	23.98	-3.12	
5310	62	AVG	15.48	15.30	23.98	-8.50	
5510	102	AVG	13.76	13.68	23.98	-10.22	
5550	110	AVG	18.69	18.47	23.98	-5.29	
5590	118	AVG	20.75	20.67	23.98	-3.23	
5630	126	AVG	20.70	20.80	23.98	-3.18	
5670	134	AVG	16.14	15.68	23.98	-7.84	
5710	142	AVG	20.97	20.78	23.98	-3.01	
5755	151	AVG	20.90	20.68	30.00	-9.10	
5795	159	AVG	20.95	20.74	30.00	-9.05	

Table 7-43. FCC Antenna WF2 40MHz BW (UNII) Maximum Conducted Output Power (High Data Rate)

FCC ID: BCGA2993 IC: 579C-A2993		MEASUREMENT REPORT (CERTIFICATION)	Approved by: Technical Manager
Test Report S/N: 1C2405200017-11.BCG	Test Dates: 5/20/2024 - 8/28/2024	EUT Type: Tablet Device	Page 71 of 380

5GHz (80MHz Bandwidth)	Freq [MHz]	Channel	Detector	Conducted Power [dBm]		Conducted Power Limit [dBm]	Conducted Power Margin [dB]
				802.11ac	802.11ax		
	5210	42	AVG	14.98	13.82	23.98	-9.00
5290	58	AVG	16.30	15.98	23.98	-7.68	
5530	106	AVG	14.64	13.64	23.98	-9.34	
5610	122	AVG	20.85	19.46	23.98	-3.13	
5690	138	AVG	20.63	20.76	23.98	-3.35	
5775	155	AVG	18.90	18.23	30.00	-11.10	

Table 7-44. FCC Antenna WF2 80MHz BW (UNII) Maximum Conducted Output Power (Low Data Rate)

5GHz (80MHz Bandwidth)	Freq [MHz]	Channel	Detector	Conducted Power [dBm]		Conducted Power Limit [dBm]	Conducted Power Margin [dB]
				802.11ac	802.11ax		
	5210	42	AVG	14.22	13.87	23.98	-9.76
5290	58	AVG	16.18	15.28	23.98	-7.80	
5530	106	AVG	14.25	13.60	23.98	-9.73	
5610	122	AVG	19.43	19.19	23.98	-4.55	
5690	138	AVG	20.73	20.82	23.98	-3.25	
5775	155	AVG	17.63	16.88	30.00	-12.37	

Table 7-45. FCC Antenna WF2 80MHz BW (UNII) Maximum Conducted Output Power (Mid Data Rate)

5GHz (80MHz Bandwidth)	Freq [MHz]	Channel	Detector	Conducted Power [dBm]		Conducted Power Limit [dBm]	Conducted Power Margin [dB]
				802.11ac	802.11ax		
	5210	42	AVG	13.39	13.32	23.98	-10.59
5290	58	AVG	15.21	15.32	23.98	-8.77	
5530	106	AVG	12.12	12.44	23.98	-11.86	
5610	122	AVG	19.30	17.99	23.98	-4.68	
5690	138	AVG	20.78	20.77	23.98	-3.20	
5775	155	AVG	17.52	17.00	30.00	-12.48	

Table 7-46. FCC Antenna WF2 80MHz BW (UNII) Maximum Conducted Output Power (High Data Rate)

FCC ID: BCGA2993 IC: 579C-A2993		MEASUREMENT REPORT (CERTIFICATION)		Approved by: Technical Manager
Test Report S/N: 1C2405200017-11.BCG	Test Dates: 5/20/2024 - 8/28/2024	EUT Type: Tablet Device		Page 72 of 380

5GHz (160MHz Bandwidth)	Freq [MHz]	Channel	Detector	Conducted Power [dBm]		Conducted Power Limit [dBm]	Conducted Power Margin [dB]
				802.11ac	802.11ax		
	5250	50	AVG	13.74	13.61	23.98	-10.24
5570	114	AVG	12.60	12.55	30.00	-17.40	

Table 7-47. FCC Antenna WF2 160MHz BW (UNII) Maximum Conducted Output Power (Low Data Rate)

5GHz (160MHz Bandwidth)	Freq [MHz]	Channel	Detector	Conducted Power [dBm]		Conducted Power Limit [dBm]	Conducted Power Margin [dB]
				802.11ac	802.11ax		
	5250	50	AVG	12.92	13.12	23.98	-11.06
5570	114	AVG	12.15	11.92	30.00	-17.86	

Table 7-48. FCC Antenna WF2 160MHz BW (UNII) Maximum Conducted Output Power (Mid Data Rate)

5GHz (160MHz Bandwidth)	Freq [MHz]	Channel	Detector	Conducted Power [dBm]		Conducted Power Limit [dBm]	Conducted Power Margin [dB]
				802.11ac	802.11ax		
	5250	50	AVG	11.62	11.89	23.98	-12.36
5570	114	AVG	11.23	10.85	30.00	-18.78	

Table 7-49. FCC Antenna WF2 160MHz BW (UNII) Maximum Conducted Output Power (High Data Rate)

FCC ID: BCGA2993 IC: 579C-A2993		MEASUREMENT REPORT (CERTIFICATION)	Approved by: Technical Manager
Test Report S/N: 1C2405200017-11.BCG	Test Dates: 5/20/2024 - 8/28/2024	EUT Type: Tablet Device	Page 73 of 380


7.4.4 ISED Antenna WF2 Conducted Output Power Measurements

5GHz (20MHz Bandwidth)	Freq [MHz]	Channel	Detector	Conducted Power [dBm]			Conducted Power Limit [dBm]	Conducted Power Margin [dB]	Ant. Gain [dBi]	Max e.i.r.p. [dBm]	Max e.i.r.p. Limit [dBm]	e.i.r.p. Margin [dB]
				802.11a	802.11n	802.11ax						
		5180	36	AVG	13.45	13.47	13.71	-	-	0.10	13.81	23.01
	5200	40	AVG	13.69	13.45	13.49	-	-	0.10	13.79	23.01	-9.22
	5240	48	AVG	13.71	13.46	13.37	-	-	0.10	13.81	23.01	-9.20
	5260	52	AVG	19.73	19.64	19.97	23.98	-4.01	1.50	21.47	30.00	-8.53
	5300	60	AVG	19.92	19.93	19.80	23.98	-4.05	1.50	21.43	30.00	-8.57
	5320	64	AVG	18.28	18.18	17.27	23.98	-5.70	1.50	19.78	30.00	-10.22
	5500	100	AVG	18.73	18.69	16.62	23.98	-5.25	1.90	20.63	30.00	-9.37
	5520	104	AVG	19.64	19.88	19.84	23.98	-4.10	1.90	21.78	30.00	-8.22
	5540	108	AVG	19.72	19.97	19.83	23.98	-4.01	1.90	21.87	30.00	-8.13
	5580	116	AVG	19.79	19.99	19.93	23.98	-3.99	1.90	21.89	30.00	-8.11
	5660	132	AVG	19.92	19.82	19.63	23.98	-4.06	1.90	21.82	30.00	-8.18
	5680	136	AVG	19.82	19.73	19.69	23.98	-4.16	1.90	21.72	30.00	-8.28
	5700	140	AVG	18.22	18.10	17.33	23.98	-5.76	1.90	20.12	30.00	-9.88
	5720	144	AVG	19.95	19.68	20.00	23.98	-3.98	1.90	21.90	30.00	-8.10
	5745	149	AVG	20.75	20.60	20.89	30.00	-9.11	1.30	22.19	-	-
	5785	157	AVG	20.67	20.71	20.66	30.00	-9.30	1.30	22.01	-	-
	5825	165	AVG	20.78	20.73	20.68	30.00	-9.22	1.30	22.08	-	-

Table 7-50. ISED Antenna WF2 20MHz BW (UNII) Maximum Conducted Output Power and Max EIRP (Low Data Rate)

5GHz (20MHz Bandwidth)	Freq [MHz]	Channel	Detector	Conducted Power [dBm]			Conducted Power Limit [dBm]	Conducted Power Margin [dB]	Ant. Gain [dBi]	Max e.i.r.p. [dBm]	Max e.i.r.p. Limit [dBm]	e.i.r.p. Margin [dB]
				802.11a	802.11n	802.11ax						
		5180	36	AVG	13.69	13.59	13.62	-	-	0.10	13.79	23.01
	5200	40	AVG	13.56	13.70	13.35	-	-	0.10	13.80	23.01	-9.21
	5240	48	AVG	13.53	13.70	13.43	-	-	0.10	13.80	23.01	-9.21
	5260	52	AVG	19.78	19.99	19.67	23.98	-3.99	1.50	21.49	30.00	-8.51
	5300	60	AVG	19.82	19.82	19.88	23.98	-4.10	1.50	21.38	30.00	-8.62
	5320	64	AVG	17.16	17.37	17.35	23.98	-6.61	1.50	18.87	30.00	-11.13
	5500	100	AVG	16.68	16.40	16.24	23.98	-7.30	1.90	18.58	30.00	-11.42
	5520	104	AVG	19.72	19.92	19.64	23.98	-4.06	1.90	21.82	30.00	-8.18
	5540	108	AVG	19.77	19.78	19.78	23.98	-4.20	1.90	21.68	30.00	-8.32
	5580	116	AVG	19.83	19.77	19.74	23.98	-4.15	1.90	21.73	30.00	-8.27
	5660	132	AVG	19.96	19.79	19.69	23.98	-4.02	1.90	21.86	30.00	-8.14
	5680	136	AVG	19.85	19.51	19.48	23.98	-4.13	1.90	21.75	30.00	-8.25
	5700	140	AVG	17.35	17.34	16.31	23.98	-6.63	1.90	19.25	30.00	-10.75
	5720	144	AVG	19.95	19.95	19.84	23.98	-4.03	1.90	21.85	30.00	-8.15
	5745	149	AVG	20.93	20.80	20.71	30.00	-9.07	1.30	22.23	-	-
	5785	157	AVG	20.70	20.87	20.81	30.00	-9.13	1.30	22.17	-	-
	5825	165	AVG	20.70	20.75	20.82	30.00	-9.19	1.30	22.12	-	-

Table 7-51. ISED Antenna WF2 20MHz BW (UNII) Maximum Conducted Output Power and Max EIRP (Mid Data Rate)

FCC ID: BCGA2993 IC: 579C-A2993			MEASUREMENT REPORT (CERTIFICATION)	Approved by: Technical Manager
Test Report S/N: 1C2405200017-11.BCG	Test Dates: 5/20/2024 - 8/28/2024	EUT Type: Tablet Device	Page 74 of 380	

5GHz (20MHz Bandwidth)	Freq [MHz]	Channel	Detector	Conducted Power [dBm]			Conducted Power Limit [dBm]	Conducted Power Margin [dB]	Ant. Gain [dBi]	Max e.i.r.p. [dBm]	Max e.i.r.p. Limit [dBm]	e.i.r.p. Margin [dB]
				802.11a	802.11n	802.11ax						
	5180	36	AVG	13.51	13.48	13.73	-	-	0.10	13.83	23.01	-9.18
5200	40	AVG	13.60	13.51	13.70	-	-	0.10	13.80	23.01	-9.21	
5240	48	AVG	13.60	13.72	13.72	-	-	0.10	13.82	23.01	-9.19	
5260	52	AVG	19.90	19.78	19.76	23.98	-4.08	1.50	21.40	30.00	-8.60	
5300	60	AVG	19.78	19.99	19.63	23.98	-3.99	1.50	21.49	30.00	-8.51	
5320	64	AVG	17.23	17.12	16.12	23.98	-6.75	1.50	18.73	30.00	-11.27	
5500	100	AVG	15.17	15.24	15.00	23.98	-8.74	1.90	17.14	30.00	-12.86	
5520	104	AVG	19.68	19.63	18.39	23.98	-4.30	1.90	21.58	30.00	-8.43	
5540	108	AVG	19.97	20.00	19.94	23.98	-3.98	1.90	21.90	30.00	-8.10	
5580	116	AVG	19.84	19.75	19.85	23.98	-4.13	1.90	21.75	30.00	-8.25	
5660	132	AVG	19.96	19.81	19.90	23.98	-4.02	1.90	21.86	30.00	-8.14	
5680	136	AVG	18.92	18.79	18.33	23.98	-5.06	1.90	20.82	30.00	-9.18	
5700	140	AVG	15.17	15.20	14.93	23.98	-8.78	1.90	17.10	30.00	-12.90	
5720	144	AVG	19.99	19.91	19.92	23.98	-3.99	1.90	21.89	30.00	-8.11	
5745	149	AVG	20.78	20.80	20.79	30.00	-9.21	1.30	22.10	-	-	
5785	157	AVG	20.70	20.76	20.78	30.00	-9.22	1.30	22.08	-	-	
5825	165	AVG	20.64	20.74	20.95	30.00	-9.05	1.30	22.25	-	-	

Table 7-52. ISED Antenna WF2 20MHz BW (UNII) Maximum Conducted Output Power and Max EIRP (High Data Rate)

5GHz (40MHz Bandwidth)	Freq [MHz]	Channel	Detector	Conducted Power [dBm]		Conducted Power Limit [dBm]	Conducted Power Margin [dB]	Ant. Gain [dBi]	Max e.i.r.p. [dBm]	Max e.i.r.p. Limit [dBm]	e.i.r.p. Margin [dB]
				802.11n	802.11ax						
	5190	38	AVG	15.44	15.21	-	-	0.10	15.54	23.01	-7.47
5230	46	AVG	16.00	16.08	-	-	0.10	16.18	23.01	-6.83	
5270	54	AVG	20.80	19.71	23.98	-3.18	1.50	22.30	30.00	-7.70	
5310	62	AVG	15.77	15.60	23.98	-8.21	1.50	17.27	30.00	-12.73	
5510	102	AVG	14.84	14.90	23.98	-9.08	1.90	16.80	30.00	-13.20	
5550	110	AVG	20.99	19.48	23.98	-2.99	1.90	22.89	30.00	-7.11	
5670	134	AVG	19.79	20.00	23.98	-3.98	1.90	21.90	30.00	-8.10	
5710	142	AVG	20.73	20.81	23.98	-3.17	1.90	22.71	30.00	-7.29	
5755	151	AVG	20.95	20.71	30.00	-9.05	1.30	22.25	-	-	
5795	159	AVG	20.73	20.79	30.00	-9.21	1.30	22.09	-	-	

Table 7-53. ISED Antenna WF2 40MHz BW (UNII) Maximum Conducted Output Power and Max EIRP (Low Data Rate)

5GHz (40MHz Bandwidth)	Freq [MHz]	Channel	Detector	Conducted Power [dBm]		Conducted Power Limit [dBm]	Conducted Power Margin [dB]	Ant. Gain [dBi]	Max e.i.r.p. [dBm]	Max e.i.r.p. Limit [dBm]	e.i.r.p. Margin [dB]
				802.11n	802.11ax						
	5190	38	AVG	14.93	14.89	-	-	0.10	15.03	23.01	-7.98
5230	46	AVG	15.93	16.00	-	-	0.10	16.10	23.01	-6.91	
5270	54	AVG	20.79	19.61	23.98	-3.19	1.50	22.29	30.00	-7.71	
5310	62	AVG	15.83	15.90	23.98	-8.08	1.50	17.40	30.00	-12.60	
5510	102	AVG	14.64	14.81	23.98	-9.17	1.90	16.71	30.00	-13.29	
5550	110	AVG	19.78	18.95	23.98	-4.20	1.90	21.68	30.00	-8.32	
5670	134	AVG	19.00	17.96	23.98	-4.98	1.90	20.90	30.00	-9.10	
5710	142	AVG	20.86	20.90	23.98	-3.08	1.90	22.80	30.00	-7.20	
5755	151	AVG	20.56	20.62	30.00	-9.38	1.30	21.92	-	-	
5795	159	AVG	20.63	20.88	30.00	-9.12	1.30	22.18	-	-	

Table 7-54. ISED Antenna WF2 40MHz BW (UNII) Maximum Conducted Output Power and Max EIRP (Mid Data Rate)

FCC ID: BCGA2993 IC: 579C-A2993		MEASUREMENT REPORT (CERTIFICATION)	Approved by: Technical Manager
Test Report S/N: 1C2405200017-11.BCG	Test Dates: 5/20/2024 - 8/28/2024	EUT Type: Tablet Device	Page 75 of 380

5GHz (40MHz Bandwidth)	Freq [MHz]	Channel	Detector	Conducted Power [dBm]		Conducted Power Limit [dBm]	Conducted Power Margin [dB]	Ant. Gain [dBi]	Max e.i.r.p. [dBm]	Max e.i.r.p. Limit [dBm]	e.i.r.p. Margin [dB]
				802.11n	802.11ax						
				5190	38						
5230	46	AVG	16.00	16.19	-	-	0.10	16.29	23.01	-6.72	
5270	54	AVG	20.86	19.79	23.98	-3.12	1.50	22.36	30.00	-7.64	
5310	62	AVG	15.48	15.30	23.98	-8.50	1.50	16.98	30.00	-13.02	
5510	102	AVG	13.76	13.68	23.98	-10.22	1.90	15.66	30.00	-14.35	
5550	110	AVG	18.69	18.47	23.98	-5.29	1.90	20.59	30.00	-9.41	
5670	134	AVG	16.14	15.68	23.98	-7.84	1.90	18.04	30.00	-11.96	
5710	142	AVG	20.97	20.78	23.98	-3.01	1.90	22.87	30.00	-7.13	
5755	151	AVG	20.90	20.68	30.00	-9.10	1.30	22.20	-	-	
5795	159	AVG	20.95	20.74	30.00	-9.05	1.30	22.25	-	-	

Table 7-55. ISED Antenna WF2 40MHz BW (UNII) Maximum Conducted Output Power and Max EIRP (High Data Rate)

5GHz (80MHz Bandwidth)	Freq [MHz]	Channel	Detector	Conducted Power [dBm]		Conducted Power Limit [dBm]	Conducted Power Margin [dB]	Ant. Gain [dBi]	Max e.i.r.p. [dBm]	Max e.i.r.p. Limit [dBm]	e.i.r.p. Margin [dB]
				802.11ac	802.11ax						
				5210	42						
5290	58	AVG	16.30	15.98	23.98	-7.68	1.50	17.80	30.00	-12.20	
5530	106	AVG	14.64	13.64	23.98	-9.34	1.90	16.54	30.00	-13.46	
5690	138	AVG	20.63	20.76	23.98	-3.35	1.90	22.66	30.00	-7.34	
5775	155	AVG	18.90	18.23	30.00	-11.10	1.30	20.20	-	-	

Table 7-56. ISED Antenna WF2 80MHz BW (UNII) Maximum Conducted Output Power and Max EIRP (Low Data Rate)

5GHz (80MHz Bandwidth)	Freq [MHz]	Channel	Detector	Conducted Power [dBm]		Conducted Power Limit [dBm]	Conducted Power Margin [dB]	Ant. Gain [dBi]	Max e.i.r.p. [dBm]	Max e.i.r.p. Limit [dBm]	e.i.r.p. Margin [dB]
				802.11ac	802.11ax						
				5210	42						
5290	58	AVG	16.18	15.28	23.98	-7.80	1.50	17.68	30.00	-12.32	
5530	106	AVG	14.25	13.60	23.98	-9.73	1.90	16.15	30.00	-13.85	
5690	138	AVG	20.73	20.82	23.98	-3.25	1.90	22.72	30.00	-7.28	
5775	155	AVG	17.63	16.88	30.00	-12.37	1.30	18.93	-	-	

Table 7-57. ISED Antenna WF2 80MHz BW (UNII) Maximum Conducted Output Power and Max EIRP (Mid Data Rate)

5GHz (80MHz Bandwidth)	Freq [MHz]	Channel	Detector	Conducted Power [dBm]		Conducted Power Limit [dBm]	Conducted Power Margin [dB]	Ant. Gain [dBi]	Max e.i.r.p. [dBm]	Max e.i.r.p. Limit [dBm]	e.i.r.p. Margin [dB]
				802.11ac	802.11ax						
				5210	42						
5290	58	AVG	15.21	15.32	23.98	-8.77	1.50	16.82	30.00	-13.18	
5530	106	AVG	12.12	12.44	23.98	-11.86	1.90	14.34	30.00	-15.66	
5690	138	AVG	20.78	20.77	23.98	-3.20	1.90	22.68	30.00	-7.33	
5775	155	AVG	17.52	17.00	30.00	-12.48	1.30	18.82	-	-	

Table 7-58. ISED Antenna WF2 80MHz BW (UNII) Maximum Conducted Output Power and Max EIRP (High Data Rate)

FCC ID: BCGA2993 IC: 579C-A2993			MEASUREMENT REPORT (CERTIFICATION)	Approved by: Technical Manager
Test Report S/N: 1C2405200017-11.BCG	Test Dates: 5/20/2024 - 8/28/2024	EUT Type: Tablet Device	Page 76 of 380	

5GHz (160MHz Bandwidth)	Freq [MHz]	Channel	Detector	Conducted Power [dBm]		Conducted Power Limit [dBm]	Conducted Power Margin [dB]	Ant. Gain [dBi]	Max e.i.r.p. [dBm]	Max e.i.r.p. Limit [dBm]	e.i.r.p. Margin [dB]
				802.11ac	802.11ax						
				5250	50						

Table 7-59. ISED Antenna WF2 160MHz BW (UNII) Maximum Conducted Output Power and Max EIRP (Low Data Rate)

5GHz (160MHz Bandwidth)	Freq [MHz]	Channel	Detector	Conducted Power [dBm]		Conducted Power Limit [dBm]	Conducted Power Margin [dB]	Ant. Gain [dBi]	Max e.i.r.p. [dBm]	Max e.i.r.p. Limit [dBm]	e.i.r.p. Margin [dB]
				802.11ac	802.11ax						
				5250	50						

Table 7-60. ISED Antenna WF2 160MHz BW (UNII) Maximum Conducted Output Power and Max EIRP (Mid Data Rate)

5GHz (160MHz Bandwidth)	Freq [MHz]	Channel	Detector	Conducted Power [dBm]		Conducted Power Limit [dBm]	Conducted Power Margin [dB]	Ant. Gain [dBi]	Max e.i.r.p. [dBm]	Max e.i.r.p. Limit [dBm]	e.i.r.p. Margin [dB]
				802.11ac	802.11ax						
				5250	50						

Table 7-61. ISED Antenna WF2 160MHz BW (UNII) Maximum Conducted Output Power and Max EIRP (High Data Rate)

FCC ID: BCGA2993 IC: 579C-A2993		MEASUREMENT REPORT (CERTIFICATION)	Approved by: Technical Manager
Test Report S/N: 1C2405200017-11.BCG	Test Dates: 5/20/2024 - 8/28/2024	EUT Type: Tablet Device	Page 77 of 380

7.4.5 FCC CDD/SDM Maximum Conducted Output Power Measurements

5GHz (20MHz Bandwidth)	Freq [MHz]	Channel	Mode	Detector	Conducted Power [dBm]			Conducted Power Limit [dBm]	Conducted Power Margin [dB]
					Antenna WF5T	Antenna WF2	Summed		
	5180	36	CDD	AVG	16.83	16.72	19.79	23.98	-4.19
	5200	40	CDD	AVG	16.70	16.91	19.81	23.98	-4.17
	5240	48	CDD	AVG	16.81	16.82	19.82	23.98	-4.16
	5260	52	CDD	AVG	16.46	16.47	19.48	23.98	-4.50
	5300	60	CDD	AVG	16.39	16.32	19.36	23.98	-4.62
	5320	64	CDD	AVG	16.37	16.24	19.31	23.98	-4.67
	5500	100	CDD	AVG	16.36	16.40	19.39	23.98	-4.59
	5580	116	CDD	AVG	16.40	16.42	19.42	23.98	-4.56
5720	144	CDD	AVG	16.48	16.46	19.48	23.98	-4.50	
5745	149	CDD	AVG	20.74	20.87	23.82	30.00	-6.18	
5785	157	CDD	AVG	20.70	20.82	23.77	30.00	-6.23	
5825	165	CDD	AVG	20.80	20.92	23.87	30.00	-6.13	

Table 7-62. FCC CDD 20MHz BW 802.11a (UNII) Maximum Conducted Output Power (Low Data Rate)

5GHz (20MHz Bandwidth)	Freq [MHz]	Channel	Mode	Detector	Conducted Power [dBm]			Conducted Power Limit [dBm]	Conducted Power Margin [dB]
					Antenna WF5T	Antenna WF2	Summed		
	5180	36	CDD	AVG	16.78	16.61	19.71	23.98	-4.27
	5200	40	CDD	AVG	16.85	16.80	19.84	23.98	-4.14
	5240	48	CDD	AVG	16.96	16.77	19.88	23.98	-4.10
	5260	52	CDD	AVG	16.28	16.45	19.38	23.98	-4.60
	5300	60	CDD	AVG	16.44	16.23	19.35	23.98	-4.63
	5320	64	CDD	AVG	16.44	16.40	19.43	23.98	-4.55
	5500	100	CDD	AVG	16.44	16.35	19.41	23.98	-4.57
	5520	104	CDD	AVG	16.44	16.32	19.39	23.98	-4.59
5580	116	CDD	AVG	16.22	16.45	19.35	23.98	-4.63	
5720	144	CDD	AVG	16.44	16.26	19.36	23.98	-4.62	
5745	149	CDD	AVG	20.62	20.85	23.74	30.00	-6.26	
5785	157	CDD	AVG	20.99	20.89	23.95	30.00	-6.05	
5825	165	CDD	AVG	20.95	20.77	23.87	30.00	-6.13	

Table 7-63. FCC CDD 20MHz BW 802.11a (UNII) Maximum Conducted Output Power (Mid Data Rate)

FCC ID: BCGA2993 IC: 579C-A2993		MEASUREMENT REPORT (CERTIFICATION)	Approved by: Technical Manager
Test Report S/N: 1C2405200017-11.BCG	Test Dates: 5/20/2024 - 8/28/2024	EUT Type: Tablet Device	Page 78 of 380

5GHz (20MHz Bandwidth)	Freq [MHz]	Channel	Mode	Detector	Conducted Power [dBm]			Conducted Power Limit [dBm]	Conducted Power Margin [dB]
					Antenna WF5T	Antenna WF2	Summed		
	5180	36	CDD	AVG	16.70	16.93	19.83	23.98	-4.15
	5200	40	CDD	AVG	16.82	16.64	19.74	23.98	-4.24
	5240	48	CDD	AVG	16.87	16.78	19.84	23.98	-4.14
	5260	52	CDD	AVG	16.41	16.48	19.45	23.98	-4.53
	5300	60	CDD	AVG	16.42	16.50	19.47	23.98	-4.51
	5320	64	CDD	AVG	16.30	16.26	19.29	23.98	-4.69
	5500	100	CDD	AVG	14.77	14.76	17.78	23.98	-6.20
	5520	104	CDD	AVG	16.26	16.33	19.31	23.98	-4.67
	5580	116	CDD	AVG	16.45	16.47	19.47	23.98	-4.51
	5680	136	CDD	AVG	16.45	16.40	19.43	23.98	-4.55
	5700	140	CDD	AVG	15.04	15.03	18.04	23.98	-5.94
	5720	144	CDD	AVG	16.41	16.39	19.41	23.98	-4.57
	5745	149	CDD	AVG	20.72	20.83	23.78	30.00	-6.22
	5785	157	CDD	AVG	20.70	20.87	23.80	30.00	-6.20
	5825	165	CDD	AVG	20.79	20.63	23.72	30.00	-6.28

Table 7-64. FCC CDD 20MHz BW 802.11a (UNII) Maximum Conducted Output Power (High Data Rate)

5GHz (20MHz Bandwidth)	Freq [MHz]	Channel	Mode	Detector	Conducted Power [dBm]			Conducted Power Limit [dBm]	Conducted Power Margin [dB]
					Antenna WF5T	Antenna WF2	Summed		
	5180	36	CDD	AVG	16.87	16.70	19.80	23.98	-4.18
	5200	40	CDD	AVG	16.80	16.90	19.86	23.98	-4.12
	5240	48	CDD	AVG	17.00	16.86	19.94	23.98	-4.04
	5260	52	SDM	AVG	16.87	16.89	19.89	23.98	-4.09
	5300	60	SDM	AVG	16.60	16.95	19.79	23.98	-4.19
	5320	64	SDM	AVG	16.65	16.61	19.64	23.98	-4.34
	5500	100	SDM	AVG	16.81	16.82	19.83	23.98	-4.15
	5580	116	SDM	AVG	16.73	16.85	19.80	23.98	-4.18
	5720	144	SDM	AVG	16.99	16.91	19.96	23.98	-4.02
	5745	149	CDD	AVG	20.88	20.72	23.81	30.00	-6.19
	5785	157	CDD	AVG	20.67	20.71	23.70	30.00	-6.30
	5825	165	CDD	AVG	20.75	20.78	23.78	30.00	-6.22

Table 7-65. FCC CDD/SDM 20MHz BW 802.11n (UNII) Maximum Conducted Output Power (Low Data Rate)


FCC ID: BCGA2993 IC: 579C-A2993		MEASUREMENT REPORT (CERTIFICATION)	Approved by: Technical Manager
Test Report S/N: 1C2405200017-11.BCG	Test Dates: 5/20/2024 - 8/28/2024	EUT Type: Tablet Device	Page 79 of 380

5GHz (20MHz Bandwidth)	Freq [MHz]	Channel	Mode	Detector	Conducted Power [dBm]			Conducted Power Limit [dBm]	Conducted Power Margin [dB]
					Antenna WF5T	Antenna WF2	Summed		
					5180	36	CDD		
5200	40	CDD	AVG	16.98	16.94	19.97	23.98	-4.01	
5240	48	CDD	AVG	16.77	16.76	19.78	23.98	-4.20	
5260	52	SDM	AVG	16.84	16.92	19.89	23.98	-4.09	
5300	60	SDM	AVG	16.67	16.76	19.73	23.98	-4.25	
5320	64	SDM	AVG	16.72	16.80	19.77	23.98	-4.21	
5500	100	SDM	AVG	16.65	16.50	19.59	23.98	-4.39	
5520	104	SDM	AVG	16.76	16.92	19.85	23.98	-4.13	
5580	116	SDM	AVG	16.65	16.88	19.78	23.98	-4.20	
5720	144	SDM	AVG	16.73	16.99	19.87	23.98	-4.11	
5745	149	CDD	AVG	20.96	20.84	23.91	30.00	-6.09	
5785	157	CDD	AVG	20.78	20.74	23.77	30.00	-6.23	
5825	165	CDD	AVG	20.69	20.68	23.70	30.00	-6.30	

Table 7-66. FCC CDD/SDM 20MHz BW 802.11n (UNII) Maximum Conducted Output Power (Mid Data Rate)

5GHz (20MHz Bandwidth)	Freq [MHz]	Channel	Mode	Detector	Conducted Power [dBm]			Conducted Power Limit [dBm]	Conducted Power Margin [dB]
					Antenna WF5T	Antenna WF2	Summed		
					5180	36	CDD		
5200	40	CDD	AVG	16.96	16.97	19.97	23.98	-4.01	
5240	48	CDD	AVG	16.66	16.95	19.81	23.98	-4.17	
5260	52	SDM	AVG	16.88	16.64	19.77	23.98	-4.21	
5300	60	SDM	AVG	16.72	16.98	19.86	23.98	-4.12	
5320	64	SDM	AVG	16.62	16.45	19.55	23.98	-4.43	
5500	100	CDD	AVG	14.72	14.76	17.75	23.98	-6.23	
5520	104	SDM	AVG	16.77	16.94	19.86	23.98	-4.12	
5580	116	SDM	AVG	16.74	16.62	19.69	23.98	-4.29	
5680	136	SDM	AVG	16.89	16.90	19.90	23.98	-4.08	
5700	140	CDD	AVG	14.97	15.13	18.06	23.98	-5.92	
5720	144	SDM	AVG	16.79	16.93	19.87	23.98	-4.11	
5745	149	CDD	AVG	20.91	20.80	23.87	30.00	-6.13	
5785	157	CDD	AVG	20.89	20.67	23.79	30.00	-6.21	
5825	165	CDD	AVG	20.64	20.63	23.65	30.00	-6.35	

Table 7-67. FCC CDDSDM 20MHz BW 802.11n (UNII) Maximum Conducted Output Power (High Data Rate)

FCC ID: BCGA2993 IC: 579C-A2993		MEASUREMENT REPORT (CERTIFICATION)	Approved by: Technical Manager
Test Report S/N: 1C2405200017-11.BCG	Test Dates: 5/20/2024 - 8/28/2024	EUT Type: Tablet Device	Page 80 of 380

5GHz (20MHz Bandwidth)	Freq [MHz]	Channel	Mode	Detector	Conducted Power [dBm]			Conducted Power Limit [dBm]	Conducted Power Margin [dB]
					Antenna WF5T	Antenna WF2	Summed		
	5180	36	CDD	AVG	16.96	16.89	19.93	23.98	-4.05
5200	40	CDD	AVG	16.96	16.93	19.95	23.98	-4.03	
5240	48	CDD	AVG	16.91	16.99	19.96	23.98	-4.02	
5260	52	SDM	AVG	16.89	16.95	19.93	23.98	-4.05	
5300	60	SDM	AVG	16.99	16.79	19.90	23.98	-4.08	
5320	64	SDM	AVG	16.79	16.52	19.67	23.98	-4.31	
5500	100	SDM	AVG	16.74	16.68	19.72	23.98	-4.26	
5580	116	SDM	AVG	16.71	16.87	19.80	23.98	-4.18	
5720	144	SDM	AVG	16.97	16.76	19.88	23.98	-4.10	
5745	149	CDD	AVG	20.83	20.66	23.76	30.00	-6.24	
5785	157	CDD	AVG	20.98	20.98	23.99	30.00	-6.01	
5825	165	CDD	AVG	20.94	20.93	23.95	30.00	-6.05	

Table 7-68. FCC CDD/SDM 20MHz BW 802.11ax (SU) (UNII) Maximum Conducted Output Power (Low Data Rate)

5GHz (20MHz Bandwidth)	Freq [MHz]	Channel	Mode	Detector	Conducted Power [dBm]			Conducted Power Limit [dBm]	Conducted Power Margin [dB]
					Antenna WF5T	Antenna WF2	Summed		
	5180	36	CDD	AVG	16.30	16.27	19.30	23.98	-4.68
5200	40	CDD	AVG	16.98	16.88	19.94	23.98	-4.04	
5240	48	CDD	AVG	16.93	16.92	19.93	23.98	-4.05	
5260	52	SDM	AVG	16.73	16.63	19.69	23.98	-4.29	
5300	60	SDM	AVG	17.00	16.72	19.87	23.98	-4.11	
5320	64	CDD	AVG	16.32	16.26	19.30	23.98	-4.68	
5500	100	CDD	AVG	14.89	14.87	17.89	23.98	-6.09	
5520	104	SDM	AVG	16.89	16.86	19.89	23.98	-4.09	
5580	116	SDM	AVG	16.81	16.50	19.67	23.98	-4.31	
5720	144	SDM	AVG	16.85	16.68	19.77	23.98	-4.21	
5745	149	CDD	AVG	20.76	20.77	23.78	30.00	-6.22	
5785	157	CDD	AVG	20.68	20.76	23.73	30.00	-6.27	
5825	165	CDD	AVG	20.86	20.89	23.88	30.00	-6.12	

Table 7-69. FCC CDD/SDM 20MHz BW 802.11ax (SU) (UNII) Maximum Conducted Output Power (Mid Data Rate)

FCC ID: BCGA2993 IC: 579C-A2993		MEASUREMENT REPORT (CERTIFICATION)	Approved by: Technical Manager
Test Report S/N: 1C2405200017-11.BCG	Test Dates: 5/20/2024 - 8/28/2024	EUT Type: Tablet Device	Page 81 of 380

5GHz (20MHz Bandwidth)	Freq [MHz]	Channel	Mode	Detector	Conducted Power [dBm]			Conducted Power Limit [dBm]	Conducted Power Margin [dB]
					Antenna WF5T	Antenna WF2	Summed		
	5180	36	CDD	AVG	15.85	15.78	18.83	23.98	-5.15
5200	40	CDD	AVG	16.94	16.52	19.75	23.98	-4.23	
5240	48	CDD	AVG	16.89	16.67	19.79	23.98	-4.19	
5260	52	SDM	AVG	16.86	16.94	19.91	23.98	-4.07	
5300	60	SDM	AVG	16.97	16.81	19.90	23.98	-4.08	
5320	64	CDD	AVG	15.42	15.43	18.43	23.98	-5.55	
5500	100	CDD	AVG	14.91	14.56	17.75	23.98	-6.23	
5520	104	SDM	AVG	16.95	16.92	19.95	23.98	-4.03	
5580	116	SDM	AVG	16.92	16.88	19.91	23.98	-4.07	
5680	136	SDM	AVG	16.87	16.75	19.82	23.98	-4.16	
5700	140	CDD	AVG	14.58	14.42	17.51	23.98	-6.47	
5720	144	SDM	AVG	16.76	16.74	19.76	23.98	-4.22	
5745	149	CDD	AVG	20.63	20.80	23.73	30.00	-6.27	
5785	157	CDD	AVG	20.71	20.76	23.75	30.00	-6.25	
5825	165	CDD	AVG	20.90	20.82	23.87	30.00	-6.13	

Table 7-70. FCC CDD/SDM 20MHz BW 802.11ax (SU) (UNII) Maximum Conducted Output Power (High Data Rate)

5GHz (40MHz Bandwidth)	Freq [MHz]	Channel	Mode	Detector	Conducted Power [dBm]			Conducted Power Limit [dBm]	Conducted Power Margin [dB]
					Antenna WF5T	Antenna WF2	Summed		
	5190	38	CDD	AVG	14.67	14.85	17.77	23.98	-6.21
5230	46	CDD	AVG	19.24	19.21	22.24	23.98	-1.74	
5270	54	SDM	AVG	19.36	19.36	22.37	23.98	-1.61	
5310	62	CDD	AVG	15.40	15.18	18.30	23.98	-5.68	
5510	102	CDD	AVG	14.83	14.69	17.77	23.98	-6.21	
5550	110	SDM	AVG	19.14	19.12	22.14	23.98	-1.84	
5590	118	SDM	AVG	19.23	19.41	22.33	23.98	-1.65	
5710	142	SDM	AVG	19.14	19.42	22.29	23.98	-1.69	
5755	151	CDD	AVG	20.98	20.95	23.98	30.00	-6.02	
5795	159	CDD	AVG	20.98	20.84	23.92	30.00	-6.08	

Table 7-71. FCC CDD/SDM 40MHz BW 802.11n (UNII) Maximum Conducted Output Power (Low Data Rate)

FCC ID: BCGA2993 IC: 579C-A2993		MEASUREMENT REPORT (CERTIFICATION)	Approved by: Technical Manager
Test Report S/N: 1C2405200017-11.BCG	Test Dates: 5/20/2024 - 8/28/2024	EUT Type: Tablet Device	Page 82 of 380

5GHz (40MHz Bandwidth)	Freq [MHz]	Channel	Mode	Detector	Conducted Power [dBm]			Conducted Power Limit [dBm]	Conducted Power Margin [dB]
					Antenna WF5T	Antenna WF2	Summed		
					5190	38	CDD		
5230	46	CDD	AVG	19.26	19.21	22.25	23.98	-1.73	
5270	54	SDM	AVG	19.37	19.35	22.37	23.98	-1.61	
5310	62	CDD	AVG	15.21	15.44	18.34	23.98	-5.64	
5510	102	CDD	AVG	14.36	14.16	17.27	23.98	-6.71	
5550	110	SDM	AVG	19.09	19.16	22.13	23.98	-1.85	
5590	118	SDM	AVG	19.37	19.48	22.43	23.98	-1.55	
5630	126	SDM	AVG	19.11	19.39	22.26	23.98	-1.72	
5670	134	CDD	AVG	18.98	18.83	21.92	23.98	-2.06	
5710	142	SDM	AVG	19.32	19.47	22.40	23.98	-1.58	
5755	151	CDD	AVG	20.92	20.61	23.78	30.00	-6.22	
5795	159	CDD	AVG	20.99	20.64	23.83	30.00	-6.17	

Table 7-72. FCC CDD/SDM 40MHz BW 802.11n (UNII) Maximum Conducted Output Power (Mid Data Rate)

5GHz (40MHz Bandwidth)	Freq [MHz]	Channel	Mode	Detector	Conducted Power [dBm]			Conducted Power Limit [dBm]	Conducted Power Margin [dB]
					Antenna WF5T	Antenna WF2	Summed		
					5190	38	CDD		
5230	46	CDD	AVG	19.13	19.12	22.14	23.98	-1.84	
5270	54	SDM	AVG	19.35	19.26	22.31	23.98	-1.67	
5310	62	CDD	AVG	14.24	14.45	17.36	23.98	-6.62	
5510	102	CDD	AVG	13.78	13.82	16.81	23.98	-7.17	
5550	110	CDD	AVG	18.83	18.71	21.78	23.98	-2.20	
5590	118	SDM	AVG	19.21	19.17	22.20	23.98	-1.78	
5630	126	SDM	AVG	19.18	19.30	22.25	23.98	-1.73	
5670	134	CDD	AVG	15.80	15.98	18.90	23.98	-5.08	
5710	142	SDM	AVG	19.39	19.19	22.30	23.98	-1.68	
5755	151	CDD	AVG	20.93	20.92	23.94	30.00	-6.06	
5795	159	CDD	AVG	20.61	20.90	23.77	30.00	-6.23	

Table 7-73. FCC CDD/SDM 40MHz BW 802.11n (UNII) Maximum Conducted Output Power (High Data Rate)

5GHz (40MHz Bandwidth)	Freq [MHz]	Channel	Mode	Detector	Conducted Power [dBm]			Conducted Power Limit [dBm]	Conducted Power Margin [dB]
					Antenna WF5T	Antenna WF2	Summed		
					5190	38	CDD		
5230	46	CDD	AVG	19.26	19.45	22.36	23.98	-1.62	
5270	54	SDM	AVG	19.49	19.35	22.43	23.98	-1.55	
5310	62	CDD	AVG	14.85	14.90	17.88	23.98	-6.10	
5510	102	CDD	AVG	14.67	14.61	17.65	23.98	-6.33	
5550	110	SDM	AVG	19.16	19.13	22.15	23.98	-1.83	
5590	118	SDM	AVG	19.13	19.17	22.16	23.98	-1.82	
5710	142	SDM	AVG	19.15	19.32	22.25	23.98	-1.73	
5755	151	CDD	AVG	20.63	20.74	23.69	30.00	-6.31	
5795	159	CDD	AVG	20.94	20.91	23.93	30.00	-6.07	

Table 7-74. FCC CDD/SDM 40MHz BW 802.11ax (SU) (UNII) Maximum Conducted Output Power (Low Data Rate)

FCC ID: BCGA2993 IC: 579C-A2993		MEASUREMENT REPORT (CERTIFICATION)	Approved by: Technical Manager
Test Report S/N: 1C2405200017-11.BCG	Test Dates: 5/20/2024 - 8/28/2024	EUT Type: Tablet Device	Page 83 of 380

5GHz (40MHz Bandwidth)	Freq [MHz]	Channel	Mode	Detector	Conducted Power [dBm]			Conducted Power Limit [dBm]	Conducted Power Margin [dB]
					Antenna WF5T	Antenna WF2	Summed		
	5190	38	CDD	AVG	14.50	14.31	17.41	23.98	-6.57
5230	46	CDD	AVG	19.41	19.48	22.45	23.98	-1.53	
5270	54	SDM	AVG	19.29	19.18	22.24	23.98	-1.74	
5310	62	CDD	AVG	14.73	14.99	17.87	23.98	-6.11	
5510	102	CDD	AVG	14.41	14.20	17.32	23.98	-6.66	
5550	110	CDD	AVG	18.60	18.72	21.67	23.98	-2.31	
5590	118	SDM	AVG	19.28	19.25	22.28	23.98	-1.70	
5630	126	SDM	AVG	19.28	19.38	22.34	23.98	-1.64	
5670	134	CDD	AVG	17.85	17.64	20.75	23.98	-3.23	
5710	142	SDM	AVG	19.19	19.18	22.19	23.98	-1.79	
5755	151	CDD	AVG	20.81	20.64	23.74	30.00	-6.26	
5795	159	CDD	AVG	21.00	20.65	23.84	30.00	-6.16	

Table 7-75. FCC CDD/SDM 40MHz BW 802.11ax (SU) (UNII) Maximum Conducted Output Power (Mid Data Rate)

5GHz (40MHz Bandwidth)	Freq [MHz]	Channel	Mode	Detector	Conducted Power [dBm]			Conducted Power Limit [dBm]	Conducted Power Margin [dB]
					Antenna WF5T	Antenna WF2	Summed		
	5190	38	CDD	AVG	14.13	14.17	17.16	23.98	-6.82
5230	46	CDD	AVG	19.10	19.48	22.30	23.98	-1.68	
5270	54	SDM	AVG	19.31	19.26	22.29	23.98	-1.69	
5310	62	CDD	AVG	14.43	14.28	17.36	23.98	-6.62	
5510	102	CDD	AVG	13.79	13.80	16.80	23.98	-7.18	
5550	110	CDD	AVG	18.28	18.26	21.28	23.98	-2.70	
5590	118	SDM	AVG	19.14	19.35	22.26	23.98	-1.72	
5630	126	SDM	AVG	19.21	19.27	22.25	23.98	-1.73	
5670	134	CDD	AVG	15.97	15.87	18.93	23.98	-5.05	
5710	142	SDM	AVG	19.08	19.35	22.22	23.98	-1.76	
5755	151	CDD	AVG	20.91	20.73	23.83	30.00	-6.17	
5795	159	CDD	AVG	20.78	20.74	23.77	30.00	-6.23	

Table 7-76. FCC CDD/SDM 40MHz BW 802.11ax (SU) (UNII) Maximum Conducted Output Power (High Data Rate)

FCC ID: BCGA2993 IC: 579C-A2993		MEASUREMENT REPORT (CERTIFICATION)	Approved by: Technical Manager
Test Report S/N: 1C2405200017-11.BCG	Test Dates: 5/20/2024 - 8/28/2024	EUT Type: Tablet Device	Page 84 of 380

5GHz (80MHz Bandwidth)	Freq [MHz]	Channel	Mode	Detector	Conducted Power [dBm]			Conducted Power Limit [dBm]	Conducted Power Margin [dB]
					Antenna WF5T	Antenna WF2	Summed		
	5210	42	CDD	AVG	13.95	14.00	16.99	23.98	-6.99
5290	58	CDD	AVG	14.99	14.83	17.92	23.98	-6.06	
5530	106	CDD	AVG	14.44	14.61	17.54	23.98	-6.44	
5610	122	CDD	AVG	19.74	19.88	22.82	23.98	-1.16	
5690	138	CDD	AVG	19.90	19.92	22.92	23.98	-1.06	
5775	155	CDD	AVG	18.67	18.74	21.71	30.00	-8.29	

Table 7-77. FCC CDD 80MHz BW 802.11ac (UNII) Maximum Conducted Output Power (Low Data Rate)

5GHz (80MHz Bandwidth)	Freq [MHz]	Channel	Mode	Detector	Conducted Power [dBm]			Conducted Power Limit [dBm]	Conducted Power Margin [dB]
					Antenna WF5T	Antenna WF2	Summed		
	5210	42	CDD	AVG	13.91	13.97	16.95	23.98	-7.03
5290	58	CDD	AVG	14.36	14.60	17.49	23.98	-6.49	
5530	106	CDD	AVG	13.76	13.80	16.79	23.98	-7.19	
5610	122	CDD	AVG	19.23	19.39	22.32	23.98	-1.66	
5690	138	CDD	AVG	19.93	19.92	22.93	23.98	-1.05	
5775	155	CDD	AVG	17.84	17.73	20.80	30.00	-9.20	

Table 7-78. FCC CDD 80MHz BW 802.11ac (UNII) Maximum Conducted Output Power (Mid Data Rate)

5GHz (80MHz Bandwidth)	Freq [MHz]	Channel	Mode	Detector	Conducted Power [dBm]			Conducted Power Limit [dBm]	Conducted Power Margin [dB]
					Antenna WF5T	Antenna WF2	Summed		
	5210	42	CDD	AVG	12.76	12.87	15.82	23.98	-8.16
5290	58	CDD	AVG	14.41	14.53	17.48	23.98	-6.50	
5530	106	CDD	AVG	12.16	12.22	15.20	23.98	-8.78	
5610	122	CDD	AVG	17.75	17.74	20.76	23.98	-3.22	
5690	138	CDD	AVG	19.87	19.64	22.76	23.98	-1.22	
5775	155	CDD	AVG	17.53	17.61	20.58	30.00	-9.42	

Table 7-79. FCC CDD 80MHz BW 802.11ac (UNII) Maximum Conducted Output Power (High Data Rate)

5GHz (80MHz Bandwidth)	Freq [MHz]	Channel	Mode	Detector	Conducted Power [dBm]			Conducted Power Limit [dBm]	Conducted Power Margin [dB]
					Antenna WF5T	Antenna WF2	Summed		
	5210	42	CDD	AVG	13.15	13.13	16.15	23.98	-7.83
5290	58	CDD	AVG	14.85	14.79	17.83	23.98	-6.15	
5530	106	CDD	AVG	13.78	13.67	16.74	23.98	-7.24	
5610	122	CDD	AVG	19.25	19.39	22.33	23.98	-1.65	
5690	138	CDD	AVG	19.61	19.84	22.74	23.98	-1.24	
5775	155	CDD	AVG	17.71	17.71	20.72	30.00	-9.28	

Table 7-80. FCC CDD 80MHz BW 802.11ax (SU) (UNII) Maximum Conducted Output Power (Low Data Rate)

FCC ID: BCGA2993 IC: 579C-A2993		MEASUREMENT REPORT (CERTIFICATION)	Approved by: Technical Manager
Test Report S/N: 1C2405200017-11.BCG	Test Dates: 5/20/2024 - 8/28/2024	EUT Type: Tablet Device	Page 85 of 380

5GHz (80MHz Bandwidth)	Freq [MHz]	Channel	Mode	Detector	Conducted Power [dBm]			Conducted Power Limit [dBm]	Conducted Power Margin [dB]
					Antenna WF5T	Antenna WF2	Summed		
	5210	42	CDD	AVG	13.48	13.27	16.39	23.98	-7.59
5290	58	CDD	AVG	14.54	14.73	17.65	23.98	-6.33	
5530	106	CDD	AVG	13.31	13.26	16.29	23.98	-7.69	
5610	122	CDD	AVG	18.69	18.60	21.65	23.98	-2.33	
5690	138	CDD	AVG	19.67	19.69	22.69	23.98	-1.29	
5775	155	CDD	AVG	16.90	16.67	19.79	30.00	-10.21	

Table 7-81. FCC CDD 80MHz BW 802.11ax (SU) (UNII) Maximum Conducted Output Power (Mid Data Rate)

5GHz (80MHz Bandwidth)	Freq [MHz]	Channel	Mode	Detector	Conducted Power [dBm]			Conducted Power Limit [dBm]	Conducted Power Margin [dB]
					Antenna WF5T	Antenna WF2	Summed		
	5210	42	CDD	AVG	13.00	12.96	15.99	23.98	-7.99
5290	58	CDD	AVG	14.59	14.74	17.68	23.98	-6.30	
5530	106	CDD	AVG	12.17	12.27	15.23	23.98	-8.75	
5610	122	CDD	AVG	17.65	17.94	20.81	23.98	-3.17	
5690	138	CDD	AVG	19.62	19.94	22.79	23.98	-1.19	
5775	155	CDD	AVG	16.21	16.32	19.27	30.00	-10.73	

Table 7-82. FCC CDD 80MHz BW 802.11ax (SU) (UNII) Maximum Conducted Output Power (High Data Rate)

5GHz (160MHz Bandwidth)	Freq [MHz]	Channel	Mode	Detector	Conducted Power [dBm]			Conducted Power Limit [dBm]	Conducted Power Margin [dB]
					Antenna WF5T	Antenna WF2	Summed		
	5250	50	CDD	AVG	13.50	13.32	16.42	23.98	-7.56
5570	114	CDD	AVG	12.39	12.67	15.54	30.00	-14.46	

Table 7-83. FCC CDD 160MHz BW 802.11ac (UNII) Maximum Conducted Output Power (Low Data Rate)

5GHz (160MHz Bandwidth)	Freq [MHz]	Channel	Mode	Detector	Conducted Power [dBm]			Conducted Power Limit [dBm]	Conducted Power Margin [dB]
					Antenna WF5T	Antenna WF2	Summed		
	5250	50	CDD	AVG	12.36	12.42	15.40	23.98	-8.58
5570	114	CDD	AVG	11.44	11.37	14.42	30.00	-15.58	

Table 7-84. FCC CDD 160MHz BW 802.11ac (UNII) Maximum Conducted Output Power (Mid Data Rate)

5GHz (160MHz Bandwidth)	Freq [MHz]	Channel	Mode	Detector	Conducted Power [dBm]			Conducted Power Limit [dBm]	Conducted Power Margin [dB]
					Antenna WF5T	Antenna WF2	Summed		
	5250	50	CDD	AVG	11.87	11.76	14.82	23.98	-9.16
5570	114	CDD	AVG	10.44	10.11	13.29	30.00	-16.71	

Table 7-85. FCC CDD 160MHz BW 802.11ac (UNII) Maximum Conducted Output Power (High Data Rate)

5GHz (160MHz Bandwidth)	Freq [MHz]	Channel	Mode	Detector	Conducted Power [dBm]			Conducted Power Limit [dBm]	Conducted Power Margin [dB]
					Antenna WF5T	Antenna WF2	Summed		
	5250	50	CDD	AVG	13.15	13.43	16.30	23.98	-7.68
5570	114	CDD	AVG	12.47	12.15	15.33	30.00	-14.67	

Table 7-86. FCC CDD 160MHz BW 802.11ax (SU) (UNII) Maximum Conducted Output Power (Low Data Rate)


FCC ID: BCGA2993 IC: 579C-A2993		MEASUREMENT REPORT (CERTIFICATION)	Approved by: Technical Manager
Test Report S/N: 1C2405200017-11.BCG	Test Dates: 5/20/2024 - 8/28/2024	EUT Type: Tablet Device	Page 86 of 380

5GHz (160MHz Bandwidth)	Freq [MHz]	Channel	Mode	Detector	Conducted Power [dBm]			Conducted Power Limit [dBm]	Conducted Power Margin [dB]
					Antenna WF5T	Antenna WF2	Summed		
	5250	50	CDD	AVG	12.52	12.39	15.47	23.98	-8.51
5570	114	CDD	AVG	11.41	11.11	14.27	30.00	-15.73	

Table 7-87. FCC CDD 160MHz BW 802.11ax (SU) (UNII) Maximum Conducted Output Power (Mid Data Rate)

5GHz (160MHz Bandwidth)	Freq [MHz]	Channel	Mode	Detector	Conducted Power [dBm]			Conducted Power Limit [dBm]	Conducted Power Margin [dB]
					Antenna WF5T	Antenna WF2	Summed		
	5250	50	CDD	AVG	11.92	11.60	14.77	23.98	-9.21
5570	114	CDD	AVG	10.27	10.35	13.32	30.00	-16.68	

Table 7-88. FCC CDD 160MHz BW 802.11ax (SU) (UNII) Maximum Conducted Output Power (High Data Rate)

FCC ID: BCGA2993 IC: 579C-A2993		MEASUREMENT REPORT (CERTIFICATION)	Approved by: Technical Manager
Test Report S/N: 1C2405200017-11.BCG	Test Dates: 5/20/2024 - 8/28/2024	EUT Type: Tablet Device	Page 87 of 380

7.4.6 ISED CDD/SDM Maximum Conducted Output Power Measurements

5GHz (20MHz Bandwidth)	Freq [MHz]	Channel	Mode	Detector	Conducted Power [dBm]			Conducted Power Limit [dBm]	Conducted Power Margin [dB]	Directional Ant. Gain [dBi]	Max e.i.r.p. [dBm]	Max e.i.r.p. Limit [dBm]	e.i.r.p. Margin [dB]
					Antenna WF5T	Antenna WF2	Summed						
					5180	36	CDD						
5200	40	CDD	AVG	12.13	12.26	15.20	-	-	4.60	19.80	23.01	-3.21	
5240	48	CDD	AVG	12.20	12.29	15.25	-	-	4.60	19.85	23.01	-3.16	
5260	52	CDD	AVG	16.46	16.47	19.48	23.98	-4.50	4.80	24.28	30.00	-5.72	
5300	60	CDD	AVG	16.39	16.32	19.36	23.98	-4.62	4.80	24.16	30.00	-5.84	
5320	64	CDD	AVG	16.37	16.24	19.31	23.98	-4.67	4.80	24.11	30.00	-5.89	
5500	100	CDD	AVG	16.36	16.40	19.39	23.98	-4.59	4.40	23.79	30.00	-6.21	
5580	116	CDD	AVG	16.40	16.42	19.42	23.98	-4.56	4.40	23.82	30.00	-6.18	
5720	144	CDD	AVG	16.48	16.46	19.48	23.98	-4.50	4.40	23.88	30.00	-6.12	
5745	149	CDD	AVG	20.74	20.87	23.82	30.00	-6.18	3.20	27.02	-	-	
5785	157	CDD	AVG	20.70	20.82	23.77	30.00	-6.23	3.20	26.97	-	-	
5825	165	CDD	AVG	20.80	20.92	23.87	30.00	-6.13	3.20	27.07	-	-	

Table 7-89. ISED CDD 20MHz BW 802.11a (UNII) Maximum Conducted Output Power and Max EIRP (Low Data Rate)

5GHz (20MHz Bandwidth)	Freq [MHz]	Channel	Mode	Detector	Conducted Power [dBm]			Conducted Power Limit [dBm]	Conducted Power Margin [dB]	Directional Ant. Gain [dBi]	Max e.i.r.p. [dBm]	Max e.i.r.p. Limit [dBm]	e.i.r.p. Margin [dB]
					Antenna WF5T	Antenna WF2	Summed						
					5180	36	CDD						
5200	40	CDD	AVG	12.32	12.28	15.31	-	-	4.60	19.91	23.01	-3.10	
5240	48	CDD	AVG	12.15	12.26	15.22	-	-	4.60	19.82	23.01	-3.19	
5260	52	CDD	AVG	16.28	16.45	19.38	23.98	-4.60	4.80	24.18	30.00	-5.82	
5300	60	CDD	AVG	16.44	16.23	19.35	23.98	-4.63	4.80	24.15	30.00	-5.85	
5320	64	CDD	AVG	16.44	16.40	19.43	23.98	-4.55	4.80	24.23	30.00	-5.77	
5500	100	CDD	AVG	16.44	16.35	19.41	23.98	-4.57	4.40	23.81	30.00	-6.19	
5580	116	CDD	AVG	16.22	16.45	19.35	23.98	-4.63	4.40	23.75	30.00	-6.25	
5720	144	CDD	AVG	16.44	16.26	19.36	23.98	-4.62	4.40	23.76	30.00	-6.24	
5745	149	CDD	AVG	20.62	20.85	23.74	30.00	-6.26	3.20	26.94	-	-	
5785	157	CDD	AVG	20.99	20.89	23.95	30.00	-6.05	3.20	27.15	-	-	
5825	165	CDD	AVG	20.95	20.77	23.87	30.00	-6.13	3.20	27.07	-	-	

Table 7-90. ISED CDD 20MHz BW 802.11a (UNII) Maximum Conducted Output Power and Max EIRP (Mid Data Rate)

5GHz (20MHz Bandwidth)	Freq [MHz]	Channel	Mode	Detector	Conducted Power [dBm]			Conducted Power Limit [dBm]	Conducted Power Margin [dB]	Directional Ant. Gain [dBi]	Max e.i.r.p. [dBm]	Max e.i.r.p. Limit [dBm]	e.i.r.p. Margin [dB]
					Antenna WF5T	Antenna WF2	Summed						
					5180	36	CDD						
5200	40	CDD	AVG	12.27	12.26	15.27	-	-	4.60	19.87	23.01	-3.14	
5240	48	CDD	AVG	12.12	12.14	15.14	-	-	4.60	19.74	23.01	-3.27	
5260	52	CDD	AVG	16.41	16.48	19.45	23.98	-4.53	4.80	24.25	30.00	-5.75	
5300	60	CDD	AVG	16.42	16.50	19.47	23.98	-4.51	4.80	24.27	30.00	-5.73	
5320	64	CDD	AVG	16.30	16.26	19.29	23.98	-4.69	4.80	24.09	30.00	-5.91	
5500	100	CDD	AVG	14.77	14.76	17.78	23.98	-6.20	4.40	22.18	30.00	-7.82	
5520	104	CDD	AVG	16.26	16.33	19.31	23.98	-4.67	4.40	23.71	30.00	-6.29	
5580	116	CDD	AVG	16.45	16.47	19.47	23.98	-4.51	4.40	23.87	30.00	-6.13	
5680	136	CDD	AVG	16.45	16.40	19.43	23.98	-4.55	4.40	23.83	30.00	-6.17	
5700	140	CDD	AVG	15.04	15.03	18.04	23.98	-5.94	4.40	22.44	30.00	-7.56	
5720	144	CDD	AVG	16.41	16.39	19.41	23.98	-4.57	4.40	23.81	30.00	-6.19	
5745	149	CDD	AVG	20.72	20.83	23.78	30.00	-6.22	3.20	26.98	-	-	
5785	157	CDD	AVG	20.70	20.87	23.80	30.00	-6.20	3.20	27.00	-	-	
5825	165	CDD	AVG	20.79	20.63	23.72	30.00	-6.28	3.20	26.92	-	-	

Table 7-91. ISED CDD 20MHz BW 802.11a (UNII) Maximum Conducted Output Power and Max EIRP (High Data Rate)

FCC ID: BCGA2993 IC: 579C-A2993		MEASUREMENT REPORT (CERTIFICATION)	Approved by: Technical Manager
Test Report S/N: 1C2405200017-11.BCG	Test Dates: 5/20/2024 - 8/28/2024	EUT Type: Tablet Device	Page 88 of 380

5GHz (20MHz Bandwidth)	Freq [MHz]	Channel	Mode	Detector	Conducted Power [dBm]			Conducted Power Limit [dBm]	Conducted Power Margin [dB]	Directional Ant. Gain [dBi]	Max e.i.r.p. [dBm]	Max e.i.r.p. Limit [dBm]	e.i.r.p. Margin [dB]
					Antenna WF5T	Antenna WF2	Summed						
	5180	36	SDM	AVG	12.42	12.27	15.36	-	-	2.91	18.27	23.01	-4.74
	5200	40	SDM	AVG	12.16	12.27	15.22	-	-	2.91	18.13	23.01	-4.88
	5240	48	SDM	AVG	12.30	12.15	15.24	-	-	2.91	18.15	23.01	-4.86
	5260	52	SDM	AVG	16.87	16.89	19.89	23.98	-4.09	3.46	23.35	30.00	-6.65
	5300	60	SDM	AVG	16.60	16.95	19.79	23.98	-4.19	3.46	23.25	30.00	-6.75
	5320	64	SDM	AVG	16.65	16.61	19.64	23.98	-4.34	3.46	23.10	30.00	-6.90
	5500	100	SDM	AVG	16.81	16.82	19.83	23.98	-4.15	3.33	23.16	30.00	-6.84
	5580	116	SDM	AVG	16.73	16.85	19.80	23.98	-4.18	3.33	23.13	30.00	-6.87
	5720	144	SDM	AVG	16.99	16.91	19.96	23.98	-4.02	3.33	23.29	30.00	-6.71
	5745	149	CDD	AVG	20.88	20.72	23.81	30.00	-6.19	3.20	27.01	-	-
	5785	157	CDD	AVG	20.67	20.71	23.70	30.00	-6.30	3.20	26.90	-	-
	5825	165	CDD	AVG	20.75	20.78	23.78	30.00	-6.22	3.20	26.98	-	-

Table 7-92. ISED CDD/SDM 20MHz BW 802.11n (UNII) Maximum Conducted Output Power and Max EIRP (Low Data Rate)

5GHz (20MHz Bandwidth)	Freq [MHz]	Channel	Mode	Detector	Conducted Power [dBm]			Conducted Power Limit [dBm]	Conducted Power Margin [dB]	Directional Ant. Gain [dBi]	Max e.i.r.p. [dBm]	Max e.i.r.p. Limit [dBm]	e.i.r.p. Margin [dB]
					Antenna WF5T	Antenna WF2	Summed						
	5180	36	SDM	AVG	12.24	12.24	15.25	-	-	2.91	18.16	23.01	-4.85
	5200	40	SDM	AVG	12.14	12.28	15.22	-	-	2.91	18.13	23.01	-4.88
	5240	48	SDM	AVG	12.32	12.28	15.31	-	-	2.91	18.22	23.01	-4.79
	5260	52	SDM	AVG	16.84	16.92	19.89	23.98	-4.09	3.46	23.35	30.00	-6.65
	5300	60	SDM	AVG	16.67	16.76	19.73	23.98	-4.25	3.46	23.19	30.00	-6.81
	5320	64	SDM	AVG	16.72	16.80	19.77	23.98	-4.21	3.46	23.23	30.00	-6.77
	5500	100	SDM	AVG	16.65	16.50	19.59	23.98	-4.39	3.33	22.92	30.00	-7.08
	5580	116	SDM	AVG	16.65	16.88	19.78	23.98	-4.20	3.33	23.11	30.00	-6.89
	5720	144	SDM	AVG	16.73	16.99	19.87	23.98	-4.11	3.33	23.20	30.00	-6.80
	5745	149	CDD	AVG	20.96	20.84	23.91	30.00	-6.09	3.20	27.11	-	-
	5785	157	CDD	AVG	20.78	20.74	23.77	30.00	-6.23	3.20	26.97	-	-
	5825	165	CDD	AVG	20.69	20.68	23.70	30.00	-6.30	3.20	26.90	-	-

Table 7-93. ISED CDD/SDM 20MHz BW 802.11n (UNII) Maximum Conducted Output Power and Max EIRP (Mid Data Rate)

5GHz (20MHz Bandwidth)	Freq [MHz]	Channel	Mode	Detector	Conducted Power [dBm]			Conducted Power Limit [dBm]	Conducted Power Margin [dB]	Directional Ant. Gain [dBi]	Max e.i.r.p. [dBm]	Max e.i.r.p. Limit [dBm]	e.i.r.p. Margin [dB]
					Antenna WF5T	Antenna WF2	Summed						
	5180	36	SDM	AVG	12.17	12.20	15.19	-	-	2.91	18.10	23.01	-4.91
	5200	40	SDM	AVG	12.30	12.12	15.22	-	-	2.91	18.13	23.01	-4.88
	5240	48	SDM	AVG	12.37	12.29	15.34	-	-	2.91	18.25	23.01	-4.76
	5260	52	SDM	AVG	16.88	16.64	19.77	23.98	-4.21	3.46	23.23	30.00	-6.77
	5300	60	SDM	AVG	16.72	16.98	19.86	23.98	-4.12	3.46	23.32	30.00	-6.68
	5320	64	SDM	AVG	16.62	16.45	19.55	23.98	-4.43	3.46	23.01	30.00	-6.99
	5500	100	CDD	AVG	14.72	14.76	17.75	23.98	-6.23	4.40	22.15	30.00	-7.85
	5520	104	SDM	AVG	16.77	16.94	19.86	23.98	-4.12	3.33	23.19	30.00	-6.81
	5580	116	SDM	AVG	16.74	16.62	19.69	23.98	-4.29	3.33	23.02	30.00	-6.98
	5680	136	SDM	AVG	16.89	16.90	19.90	23.98	-4.08	3.33	23.23	30.00	-6.77
	5700	140	CDD	AVG	14.97	15.13	18.06	23.98	-5.92	4.40	22.46	30.00	-7.54
	5720	144	SDM	AVG	16.79	16.93	19.87	23.98	-4.11	3.33	23.20	30.00	-6.80
	5745	149	CDD	AVG	20.91	20.80	23.87	30.00	-6.13	3.20	27.07	-	-
	5785	157	CDD	AVG	20.89	20.67	23.79	30.00	-6.21	3.20	26.99	-	-
	5825	165	CDD	AVG	20.64	20.63	23.65	30.00	-6.35	3.20	26.85	-	-

Table 7-94. ISED CDD/SDM 20MHz BW 802.11n (UNII) Maximum Conducted Output Power and Max EIRP (High Data Rate)

FCC ID: BCGA2993 IC: 579C-A2993		MEASUREMENT REPORT (CERTIFICATION)	Approved by: Technical Manager
Test Report S/N: 1C2405200017-11.BCG	Test Dates: 5/20/2024 - 8/28/2024	EUT Type: Tablet Device	Page 89 of 380

5GHz (20MHz Bandwidth)	Freq [MHz]	Channel	Mode	Detector	Conducted Power [dBm]			Conducted Power Limit [dBm]	Conducted Power Margin [dB]	Directional Ant. Gain [dBi]	Max e.i.r.p. [dBm]	Max e.i.r.p. Limit [dBm]	e.i.r.p. Margin [dB]
					Antenna WF5T	Antenna WF2	Summed						
					5180	36	SDM						
5200	40	SDM	AVG	12.34	12.42	15.39	-	-	2.91	18.30	23.01	-4.71	
5240	48	SDM	AVG	12.17	12.17	15.18	-	-	2.91	18.09	23.01	-4.92	
5260	52	SDM	AVG	16.89	16.95	19.93	23.98	-4.05	3.46	23.39	30.00	-6.61	
5300	60	SDM	AVG	16.99	16.79	19.90	23.98	-4.08	3.46	23.36	30.00	-6.64	
5320	64	SDM	AVG	16.79	16.52	19.67	23.98	-4.31	3.46	23.13	30.00	-6.87	
5500	100	SDM	AVG	16.74	16.68	19.72	23.98	-4.26	3.33	23.05	30.00	-6.95	
5580	116	SDM	AVG	16.71	16.87	19.80	23.98	-4.18	3.33	23.13	30.00	-6.87	
5720	144	SDM	AVG	16.97	16.76	19.88	23.98	-4.10	3.33	23.21	30.00	-6.79	
5745	149	CDD	AVG	20.83	20.66	23.76	30.00	-6.24	3.20	26.96	-	-	
5785	157	CDD	AVG	20.98	20.98	23.99	30.00	-6.01	3.20	27.19	-	-	
5825	165	CDD	AVG	20.94	20.93	23.95	30.00	-6.05	3.20	27.15	-	-	

Table 7-95. ISED CDD/SDM 20MHz BW 802.11ax (UNII) Maximum Conducted Output Power and Max EIRP (Low Data Rate)

5GHz (20MHz Bandwidth)	Freq [MHz]	Channel	Mode	Detector	Conducted Power [dBm]			Conducted Power Limit [dBm]	Conducted Power Margin [dB]	Directional Ant. Gain [dBi]	Max e.i.r.p. [dBm]	Max e.i.r.p. Limit [dBm]	e.i.r.p. Margin [dB]
					Antenna WF5T	Antenna WF2	Summed						
					5180	36	SDM						
5200	40	SDM	AVG	12.34	12.48	15.42	-	-	2.91	18.33	23.01	-4.68	
5240	48	SDM	AVG	12.12	12.22	15.18	-	-	2.91	18.09	23.01	-4.92	
5260	52	SDM	AVG	16.73	16.63	19.69	23.98	-4.29	3.46	23.15	30.00	-6.85	
5300	60	SDM	AVG	17.00	16.72	19.87	23.98	-4.11	3.46	23.33	30.00	-6.67	
5320	64	CDD	AVG	16.32	16.26	19.30	23.98	-4.68	4.80	24.10	30.00	-5.90	
5500	100	CDD	AVG	14.89	14.87	17.89	23.98	-6.09	4.40	22.29	30.00	-7.71	
5580	116	SDM	AVG	16.81	16.50	19.67	23.98	-4.31	3.33	23.00	30.00	-7.00	
5720	144	SDM	AVG	16.85	16.68	19.77	23.98	-4.21	3.33	23.10	30.00	-6.90	
5745	149	CDD	AVG	20.76	20.77	23.78	30.00	-6.22	3.20	26.98	-	-	
5785	157	CDD	AVG	20.68	20.76	23.73	30.00	-6.27	3.20	26.93	-	-	
5825	165	CDD	AVG	20.86	20.89	23.88	30.00	-6.12	3.20	27.08	-	-	


Table 7-96. ISED CDD/SDM 20MHz BW 802.11ax (UNII) Maximum Conducted Output Power and Max EIRP (Mid Data Rate)

5GHz (20MHz Bandwidth)	Freq [MHz]	Channel	Mode	Detector	Conducted Power [dBm]			Conducted Power Limit [dBm]	Conducted Power Margin [dB]	Directional Ant. Gain [dBi]	Max e.i.r.p. [dBm]	Max e.i.r.p. Limit [dBm]	e.i.r.p. Margin [dB]
					Antenna WF5T	Antenna WF2	Summed						
					5180	36	SDM						
5200	40	SDM	AVG	12.23	12.38	15.32	-	-	2.91	18.23	23.01	-4.78	
5240	48	SDM	AVG	12.26	12.20	15.24	-	-	2.91	18.15	23.01	-4.86	
5260	52	SDM	AVG	16.86	16.94	19.91	23.98	-4.07	3.46	23.37	30.00	-6.63	
5300	60	SDM	AVG	16.97	16.81	19.90	23.98	-4.08	3.46	23.36	30.00	-6.64	
5320	64	CDD	AVG	15.42	15.43	18.43	23.98	-5.55	4.80	23.23	30.00	-6.77	
5500	100	CDD	AVG	14.91	14.56	17.75	23.98	-6.23	4.40	22.15	30.00	-7.85	
5520	104	SDM	AVG	16.95	16.93	19.95	23.98	-4.03	3.33	23.28	30.00	-6.72	
5580	116	SDM	AVG	16.92	16.88	19.91	23.98	-4.07	3.33	23.24	30.00	-6.76	
5680	136	SDM	AVG	16.87	16.75	19.82	23.98	-4.16	3.33	23.15	30.00	-6.85	
5700	140	SDM	AVG	14.58	14.42	17.51	23.98	-6.47	3.33	20.84	30.00	-9.16	
5720	144	SDM	AVG	16.76	16.74	19.76	23.98	-4.22	3.33	23.09	30.00	-6.91	
5745	149	CDD	AVG	20.63	20.80	23.73	30.00	-6.27	3.20	26.93	-	-	
5785	157	CDD	AVG	20.71	20.76	23.75	30.00	-6.25	3.20	26.95	-	-	
5825	165	CDD	AVG	20.90	20.82	23.87	30.00	-6.13	3.20	27.07	-	-	

Table 7-97. ISED CDD/SDM 20MHz BW 802.11ax (UNII) Maximum Conducted Output Power and Max EIRP (High Data Rate)

5GHz (40MHz Bandwidth)	Freq [MHz]	Channel	Mode	Detector	Conducted Power [dBm]			Conducted Power Limit [dBm]	Conducted Power Margin [dB]	Directional Ant. Gain [dBi]	Max e.i.r.p. [dBm]	Max e.i.r.p. Limit [dBm]	e.i.r.p. Margin [dB]
					Antenna WF5T	Antenna WF2	Summed						
					5190	38	SDM						
5230	46	SDM	AVG	14.84	14.81	17.83	-	-	2.91	20.74	23.01	-2.27	
5270	54	SDM	AVG	19.36	19.36	22.37	23.98	-1.61	3.46	25.83	30.00	-4.17	
5310	62	CDD	AVG	15.40	15.18	18.30	23.98	-5.68	4.80	23.10	30.00	-6.90	
5510	102	CDD	AVG	14.83	14.69	17.77	23.98	-6.21	4.40	22.17	30.00	-7.83	
5550	110	SDM	AVG	19.14	19.12	22.14	23.98	-1.84	3.33	25.47	30.00	-4.53	
5670	134	SDM	AVG	19.41	19.27	22.35	23.98	-1.63	3.33	25.68	30.00	-4.32	
5710	142	SDM	AVG	19.14	19.42	22.29	23.98	-1.69	3.33	25.62	30.00	-4.38	
5755	151	CDD	AVG	20.98	20.95	23.98	30.00	-6.02	3.20	27.18	-	-	
5795	159	CDD	AVG	20.98	20.84	23.92	30.00	-6.08	3.20	27.12	-	-	

Table 7-98. ISED CDD/SDM 40MHz BW 802.11n (UNII) Maximum Conducted Output Power and Max EIRP (Low Data Rate)

FCC ID: BCGA2993 IC: 579C-A2993		MEASUREMENT REPORT (CERTIFICATION)	Approved by: Technical Manager
Test Report S/N: 1C2405200017-11.BCG	Test Dates: 5/20/2024 - 8/28/2024	EUT Type: Tablet Device	Page 90 of 380

5GHz (40MHz Bandwidth)	Freq [MHz]	Channel	Mode	Detector	Conducted Power [dBm]			Conducted Power Limit [dBm]	Conducted Power Margin [dB]	Directional Ant. Gain [dBi]	Max e.i.r.p. [dBm]	Max e.i.r.p. Limit [dBm]	e.i.r.p. Margin [dB]
					Antenna WF5T	Antenna WF2	Summed						
					5190	38	SDM						
5230	46	SDM	AVG	14.65	14.93	17.80	-	-	2.91	20.71	23.01	-2.30	
5270	54	SDM	AVG	19.37	19.35	22.37	23.98	-1.61	3.46	25.83	30.00	-4.17	
5310	62	CDD	AVG	15.21	15.44	18.34	23.98	-5.64	4.80	23.14	30.00	-6.86	
5510	102	CDD	AVG	14.36	14.16	17.27	23.98	-6.71	4.40	21.67	30.00	-8.33	
5550	110	SDM	AVG	19.09	19.16	22.13	23.98	-1.85	3.33	25.46	30.00	-4.54	
5590	118	SDM	AVG	19.37	19.48	22.43	23.98	-1.55	3.33	25.76	30.00	-4.24	
5630	126	SDM	AVG	19.11	19.39	22.26	23.98	-1.72	3.33	25.59	30.00	-4.41	
5670	134	CDD	AVG	18.98	18.83	21.92	23.98	-2.06	4.40	26.32	30.00	-3.68	
5710	142	SDM	AVG	19.32	19.47	22.40	23.98	-1.58	3.33	25.73	30.00	-4.27	
5755	151	CDD	AVG	20.92	20.61	23.78	30.00	-6.22	3.20	26.98	-	-	
5795	159	CDD	AVG	20.99	20.64	23.83	30.00	-6.17	3.20	27.03	-	-	

Table 7-99. ISED CDD/SDM 40MHz BW 802.11n (UNII) Maximum Conducted Output Power and Max EIRP (Mid Data Rate)

5GHz (40MHz Bandwidth)	Freq [MHz]	Channel	Mode	Detector	Conducted Power [dBm]			Conducted Power Limit [dBm]	Conducted Power Margin [dB]	Directional Ant. Gain [dBi]	Max e.i.r.p. [dBm]	Max e.i.r.p. Limit [dBm]	e.i.r.p. Margin [dB]
					Antenna WF5T	Antenna WF2	Summed						
					5190	38	SDM						
5230	46	SDM	AVG	14.83	14.95	17.90	-	-	2.91	20.81	23.01	-2.20	
5270	54	SDM	AVG	19.35	19.26	22.31	23.98	-1.67	3.46	25.77	30.00	-4.23	
5310	62	CDD	AVG	14.24	14.45	17.36	23.98	-6.62	4.80	22.16	30.00	-7.84	
5510	102	CDD	AVG	13.78	13.82	16.81	23.98	-7.17	4.40	21.21	30.00	-8.79	
5550	110	CDD	AVG	18.83	18.71	21.78	23.98	-2.20	4.40	26.18	30.00	-3.82	
5590	118	SDM	AVG	19.21	19.17	22.20	23.98	-1.78	3.33	25.53	30.00	-4.47	
5630	126	SDM	AVG	19.18	19.30	22.25	23.98	-1.73	3.33	25.58	30.00	-4.42	
5670	134	CDD	AVG	15.80	15.98	18.90	23.98	-5.08	4.40	23.30	30.00	-6.70	
5710	142	SDM	AVG	19.39	19.19	22.30	23.98	-1.68	3.33	25.63	30.00	-4.37	
5755	151	CDD	AVG	20.93	20.92	23.94	30.00	-6.06	3.20	27.14	-	-	
5795	159	CDD	AVG	20.61	20.90	23.77	30.00	-6.23	3.20	26.97	-	-	

Table 7-100. ISED CDD/SDM 40MHz BW 802.11n (UNII) Maximum Conducted Output Power and Max EIRP (High Data Rate)

5GHz (40MHz Bandwidth)	Freq [MHz]	Channel	Mode	Detector	Conducted Power [dBm]			Conducted Power Limit [dBm]	Conducted Power Margin [dB]	Directional Ant. Gain [dBi]	Max e.i.r.p. [dBm]	Max e.i.r.p. Limit [dBm]	e.i.r.p. Margin [dB]
					Antenna WF5T	Antenna WF2	Summed						
					5190	38	SDM						
5230	46	SDM	AVG	14.69	14.92	17.81	-	-	2.91	20.72	23.01	-2.29	
5270	54	SDM	AVG	19.49	19.35	22.43	23.98	-1.55	3.46	25.89	30.00	-4.11	
5310	62	CDD	AVG	14.85	14.90	17.88	23.98	-6.10	4.80	22.68	30.00	-7.32	
5510	102	CDD	AVG	14.67	14.61	17.65	23.98	-6.33	4.40	22.05	30.00	-7.95	
5550	110	SDM	AVG	19.16	19.13	22.15	23.98	-1.83	3.33	25.48	30.00	-4.52	
5670	134	SDM	AVG	19.49	19.33	22.42	23.98	-1.56	3.33	25.75	30.00	-4.25	
5710	142	SDM	AVG	19.15	19.32	22.25	23.98	-1.73	3.33	25.58	30.00	-4.42	
5755	151	CDD	AVG	20.63	20.74	23.69	30.00	-6.31	3.20	26.89	-	-	
5795	159	CDD	AVG	20.94	20.91	23.93	30.00	-6.07	3.20	27.13	-	-	

Table 7-101. ISED CDD/SDM 40MHz BW 802.11ax (UNII) Maximum Conducted Output Power and Max EIRP (Low Data Rate)

5GHz (40MHz Bandwidth)	Freq [MHz]	Channel	Mode	Detector	Conducted Power [dBm]			Conducted Power Limit [dBm]	Conducted Power Margin [dB]	Directional Ant. Gain [dBi]	Max e.i.r.p. [dBm]	Max e.i.r.p. Limit [dBm]	e.i.r.p. Margin [dB]
					Antenna WF5T	Antenna WF2	Summed						
					5190	38	SDM						
5230	46	SDM	AVG	14.83	14.94	17.90	-	-	2.91	20.81	23.01	-2.20	
5270	54	SDM	AVG	19.29	19.18	22.24	23.98	-1.74	3.46	25.70	30.00	-4.30	
5310	62	CDD	AVG	14.73	14.99	17.87	23.98	-6.11	4.80	22.67	30.00	-7.33	
5510	102	CDD	AVG	14.41	14.20	17.32	23.98	-6.66	4.40	21.72	30.00	-8.28	
5550	110	CDD	AVG	18.60	18.72	21.67	23.98	-2.31	4.40	26.07	30.00	-3.93	
5590	118	SDM	AVG	19.28	19.25	22.28	23.98	-1.70	3.33	25.61	30.00	-4.39	
5630	126	SDM	AVG	19.28	19.38	22.34	23.98	-1.64	3.33	25.67	30.00	-4.33	
5670	134	CDD	AVG	17.85	17.64	20.75	23.98	-3.23	4.40	25.15	30.00	-4.85	
5710	142	SDM	AVG	19.19	19.18	22.19	23.98	-1.79	3.33	25.52	30.00	-4.48	
5755	151	CDD	AVG	20.81	20.64	23.74	30.00	-6.26	3.20	26.94	-	-	
5795	159	CDD	AVG	21.00	20.65	23.84	30.00	-6.16	3.2	27.04	-	-	

Table 7-102. ISED CDD/SDM 40MHz BW 802.11ax (UNII) Maximum Conducted Output Power and Max EIRP (Mid Data Rate)

FCC ID: BCGA2993 IC: 579C-A2993		MEASUREMENT REPORT (CERTIFICATION)	Approved by: Technical Manager
Test Report S/N: 1C2405200017-11.BCG	Test Dates: 5/20/2024 - 8/28/2024	EUT Type: Tablet Device	Page 91 of 380

5GHz (40MHz Bandwidth)	Freq [MHz]	Channel	Mode	Detector	Conducted Power [dBm]			Conducted Power Limit [dBm]	Conducted Power Margin [dB]	Directional Ant. Gain [dBi]	Max e.i.r.p. [dBm]	Max e.i.r.p. Limit [dBm]	e.i.r.p. Margin [dB]
					Antenna WF5T	Antenna WF2	Summed						
					5190	38	SDM						
5230	46	SDM	AVG	14.61	14.88	17.76	-	-	2.91	20.67	23.01	-2.34	
5270	54	SDM	AVG	19.31	19.26	22.29	23.98	-1.69	3.46	25.75	30.00	-4.25	
5310	62	CDD	AVG	14.43	14.28	17.36	23.98	-6.62	4.80	22.16	30.00	-7.84	
5510	102	CDD	AVG	13.79	13.80	16.80	23.98	-7.18	4.40	21.20	30.00	-8.80	
5550	110	CDD	AVG	18.28	18.26	21.28	23.98	-2.70	4.40	25.68	30.00	-4.32	
5590	118	SDM	AVG	19.14	19.35	22.26	23.98	-1.72	3.33	25.59	30.00	-4.41	
5630	126	SDM	AVG	19.21	19.27	22.25	23.98	-1.73	3.33	25.58	30.00	-4.42	
5670	134	CDD	AVG	15.97	15.87	18.93	23.98	-5.05	4.40	23.33	30.00	-6.67	
5710	142	SDM	AVG	19.08	19.35	22.22	23.98	-1.76	3.33	25.55	30.00	-4.45	
5755	151	CDD	AVG	20.91	20.73	23.83	30.00	-6.17	3.20	27.03	-	-	
5795	159	CDD	AVG	20.78	20.74	23.77	30.00	-6.23	3.20	26.97	-	-	

Table 7-103. ISED CDD/SDM 40MHz BW 802.11ax (UNII) Maximum Conducted Output Power and Max EIRP (High Data Rate)

FCC ID: BCGA2993 IC: 579C-A2993		MEASUREMENT REPORT (CERTIFICATION)	Approved by: Technical Manager
Test Report S/N: 1C2405200017-11.BCG	Test Dates: 5/20/2024 - 8/28/2024	EUT Type: Tablet Device	Page 92 of 380

5GHz (80MHz Bandwidth)	Freq [MHz]	Channel	Mode	Detector	Conducted Power [dBm]			Conducted Power Limit [dBm]	Conducted Power Margin [dB]	Directional Ant. Gain [dBi]	Max e.i.r.p. [dBm]	Max e.i.r.p. Limit [dBm]	e.i.r.p. Margin [dB]
					Antenna WF5T	Antenna WF2	Summed						
					5210	42	CDD						
5290	58	CDD	AVG	14.99	14.83	17.92	23.98	-6.06	4.80	22.72	30.00	-7.28	
5530	106	CDD	AVG	14.44	14.61	17.54	23.98	-6.44	4.40	21.94	30.00	-8.06	
5690	138	CDD	AVG	19.90	19.92	22.92	23.98	-1.06	4.40	27.32	30.00	-2.68	
5775	155	CDD	AVG	18.67	18.74	21.71	30.00	-8.29	3.20	24.91	-	-	

Table 7-104. ISED CDD 80MHz BW 802.11ac (UNII) Maximum Conducted Output Power and Max EIRP (Low Data Rate)

5GHz (80MHz Bandwidth)	Freq [MHz]	Channel	Mode	Detector	Conducted Power [dBm]			Conducted Power Limit [dBm]	Conducted Power Margin [dB]	Directional Ant. Gain [dBi]	Max e.i.r.p. [dBm]	Max e.i.r.p. Limit [dBm]	e.i.r.p. Margin [dB]
					Antenna WF5T	Antenna WF2	Summed						
					5210	42	CDD						
5290	58	CDD	AVG	14.36	14.60	17.49	23.98	-6.49	4.80	22.29	30.00	-7.71	
5530	106	CDD	AVG	13.76	13.80	16.79	23.98	-7.19	4.40	21.19	30.00	-8.81	
5690	138	CDD	AVG	19.93	19.92	22.93	23.98	-1.05	4.40	27.33	30.00	-2.67	
5775	155	CDD	AVG	17.84	17.73	20.80	30.00	-9.20	3.20	24.00	-	-	

Table 7-105. ISED CDD 80MHz BW 802.11ac (UNII) Maximum Conducted Output Power and Max EIRP (Mid Data Rate)

5GHz (80MHz Bandwidth)	Freq [MHz]	Channel	Mode	Detector	Conducted Power [dBm]			Conducted Power Limit [dBm]	Conducted Power Margin [dB]	Directional Ant. Gain [dBi]	Max e.i.r.p. [dBm]	Max e.i.r.p. Limit [dBm]	e.i.r.p. Margin [dB]
					Antenna WF5T	Antenna WF2	Summed						
					5210	42	CDD						
5290	58	CDD	AVG	14.41	14.53	17.48	23.98	-6.50	4.80	22.28	30.00	-7.72	
5530	106	CDD	AVG	12.16	12.22	15.20	23.98	-8.78	4.40	19.60	30.00	-10.40	
5690	138	CDD	AVG	19.87	19.64	22.76	23.98	-1.22	4.40	27.16	30.00	-2.84	
5775	155	CDD	AVG	17.53	17.61	20.58	30.00	-9.42	3.20	23.78	-	-	

Table 7-106. ISED CDD 80MHz BW 802.11ac (UNII) Maximum Conducted Output Power and Max EIRP (High Data Rate)

5GHz (80MHz Bandwidth)	Freq [MHz]	Channel	Mode	Detector	Conducted Power [dBm]			Conducted Power Limit [dBm]	Conducted Power Margin [dB]	Directional Ant. Gain [dBi]	Max e.i.r.p. [dBm]	Max e.i.r.p. Limit [dBm]	e.i.r.p. Margin [dB]
					Antenna WF5T	Antenna WF2	Summed						
					5210	42	CDD						
5290	58	CDD	AVG	14.85	14.79	17.83	23.98	-6.15	4.80	22.63	30.00	-7.37	
5530	106	CDD	AVG	13.78	13.67	16.74	23.98	-7.24	4.40	21.14	30.00	-8.86	
5690	138	CDD	AVG	19.61	19.84	22.74	23.98	-1.24	4.40	27.14	30.00	-2.86	
5775	155	CDD	AVG	17.71	17.71	20.72	30.00	-9.28	3.20	23.92	-	-	

Table 7-107. ISED CDD 80MHz BW 802.11ax (UNII) Maximum Conducted Output Power and Max EIRP (Low Data Rate)

5GHz (80MHz Bandwidth)	Freq [MHz]	Channel	Mode	Detector	Conducted Power [dBm]			Conducted Power Limit [dBm]	Conducted Power Margin [dB]	Directional Ant. Gain [dBi]	Max e.i.r.p. [dBm]	Max e.i.r.p. Limit [dBm]	e.i.r.p. Margin [dB]
					Antenna WF5T	Antenna WF2	Summed						
					5210	42	CDD						
5290	58	CDD	AVG	14.54	14.73	17.65	23.98	-6.33	4.80	22.45	30.00	-7.55	
5530	106	CDD	AVG	13.31	13.26	16.29	23.98	-7.69	4.40	20.69	30.00	-9.31	
5690	138	CDD	AVG	19.67	19.69	22.69	23.98	-1.29	4.40	27.09	30.00	-2.91	
5775	155	CDD	AVG	16.90	16.67	19.79	30.00	-10.21	3.20	22.99	-	-	

Table 7-108. ISED CDD 80MHz BW 802.11ax (UNII) Maximum Conducted Output Power and Max EIRP (Mid Data Rate)

5GHz (80MHz Bandwidth)	Freq [MHz]	Channel	Mode	Detector	Conducted Power [dBm]			Conducted Power Limit [dBm]	Conducted Power Margin [dB]	Directional Ant. Gain [dBi]	Max e.i.r.p. [dBm]	Max e.i.r.p. Limit [dBm]	e.i.r.p. Margin [dB]
					Antenna WF5T	Antenna WF2	Summed						
					5210	42	CDD						
5290	58	CDD	AVG	14.59	14.74	17.68	23.98	-6.30	4.80	22.48	30.00	-7.52	
5530	106	CDD	AVG	12.17	12.27	15.23	23.98	-8.75	4.40	19.63	30.00	-10.37	
5690	138	CDD	AVG	19.62	19.94	22.79	23.98	-1.19	4.40	27.19	30.00	-2.81	
5775	155	CDD	AVG	16.21	16.32	19.27	30.00	-10.73	3.20	22.47	-	-	

Table 7-109. ISED CDD 80MHz BW 802.11ax (UNII) Maximum Conducted Output Power and Max EIRP (High Data Rate)

FCC ID: BCGA2993 IC: 579C-A2993		MEASUREMENT REPORT (CERTIFICATION)	Approved by: Technical Manager
Test Report S/N: 1C2405200017-11.BCG	Test Dates: 5/20/2024 - 8/28/2024	EUT Type: Tablet Device	Page 93 of 380

5GHz (160MHz Bandwidth)	Freq [MHz]	Channel	Mode	Detector	Conducted Power [dBm]			Conducted Power Limit [dBm]	Conducted Power Margin [dB]	Directional Ant. Gain [dBi]	Max e.i.r.p. [dBm]	Max e.i.r.p. Limit [dBm]	e.i.r.p. Margin [dB]
					Antenna WF5T	Antenna WF2	Summed						
					5250	50	CDD						

Table 7-110. ISED CDD 160MHz BW 802.11ac (UNII) Maximum Conducted Output Power and Max EIRP (Low Data Rate)

5GHz (160MHz Bandwidth)	Freq [MHz]	Channel	Mode	Detector	Conducted Power [dBm]			Conducted Power Limit [dBm]	Conducted Power Margin [dB]	Directional Ant. Gain [dBi]	Max e.i.r.p. [dBm]	Max e.i.r.p. Limit [dBm]	e.i.r.p. Margin [dB]
					Antenna WF5T	Antenna WF2	Summed						
					5250	50	CDD						

Table 7-111. ISED CDD 160MHz BW 802.11ac (UNII) Maximum Conducted Output Power and Max EIRP (Mid Data Rate)

5GHz (160MHz Bandwidth)	Freq [MHz]	Channel	Mode	Detector	Conducted Power [dBm]			Conducted Power Limit [dBm]	Conducted Power Margin [dB]	Directional Ant. Gain [dBi]	Max e.i.r.p. [dBm]	Max e.i.r.p. Limit [dBm]	e.i.r.p. Margin [dB]
					Antenna WF5T	Antenna WF2	Summed						
					5250	50	CDD						

Table 7-112. ISED CDD 160MHz BW 802.11ac (UNII) Maximum Conducted Output Power and Max EIRP (High Data Rate)

5GHz (160MHz Bandwidth)	Freq [MHz]	Channel	Mode	Detector	Conducted Power [dBm]			Conducted Power Limit [dBm]	Conducted Power Margin [dB]	Directional Ant. Gain [dBi]	Max e.i.r.p. [dBm]	Max e.i.r.p. Limit [dBm]	e.i.r.p. Margin [dB]
					Antenna WF5T	Antenna WF2	Summed						
					5250	50	CDD						

Table 7-113. ISED CDD 160MHz BW 802.11ax (UNII) Maximum Conducted Output Power and Max EIRP (Low Data Rate)

5GHz (160MHz Bandwidth)	Freq [MHz]	Channel	Mode	Detector	Conducted Power [dBm]			Conducted Power Limit [dBm]	Conducted Power Margin [dB]	Directional Ant. Gain [dBi]	Max e.i.r.p. [dBm]	Max e.i.r.p. Limit [dBm]	e.i.r.p. Margin [dB]
					Antenna WF5T	Antenna WF2	Summed						
					5250	50	CDD						

Table 7-114. ISED CDD 160MHz BW 802.11ax (UNII) Maximum Conducted Output Power and Max EIRP (Mid Data Rate)

5GHz (160MHz Bandwidth)	Freq [MHz]	Channel	Mode	Detector	Conducted Power [dBm]			Conducted Power Limit [dBm]	Conducted Power Margin [dB]	Directional Ant. Gain [dBi]	Max e.i.r.p. [dBm]	Max e.i.r.p. Limit [dBm]	e.i.r.p. Margin [dB]
					Antenna WF5T	Antenna WF2	Summed						
					5250	50	CDD						

Table 7-115. ISED CDD 160MHz BW 802.11ax (UNII) Maximum Conducted Output Power and Max EIRP (High Data Rate)

FCC ID: BCGA2993 IC: 579C-A2993		MEASUREMENT REPORT (CERTIFICATION)	Approved by: Technical Manager
Test Report S/N: 1C2405200017-11.BCG	Test Dates: 5/20/2024 - 8/28/2024	EUT Type: Tablet Device	Page 94 of 380

Note:

Per ANSI C63.10-2020 and KDB 662911 v02r01 Section E)1), the conducted powers at Antenna WF5T and Antenna WF2 were first measured separately during CDD/SDM transmission as shown in the section above. The measured values were then summed in linear power units then converted back to dBm.

Per ANSI C63.10-2020 Section 14.6.3, the directional gain is calculated using the following formula, where G_N is the gain of the nth antenna and N_{ANT} , the total number of antennas used.

$$\text{Directional gain} = G_{Ant} + \text{Array Gain dBi}$$

Per ANSI C63.10-2020 Section 14.6.3, the uncorrelated directional gain is calculated using the following formula, where G_N is the gain of the nth antenna and N_{ANT} , the total number of antennas used.

$$\text{Directional gain} = 10 \log\left[\frac{10^{G_1/10} + 10^{G_2/10} + \dots + 10^{G_N/10}}{N_{ANT}}\right] \text{ dBi}$$

Sample SDM Calculation:

At 5180MHz in 802.11n (20MHz BW) mode, the average conducted output power was measured to be 12.42 dBm for Antenna WF5T and 12.27 dBm for Antenna WF2.

$$\text{Antenna WF5T} + \text{Antenna WF2} = \text{SDM}$$

$$12.42 \text{ dBm} + 12.27 \text{ dBm} = (17.46 \text{ mW} + 16.87 \text{ mW}) = 34.33 \text{ mW} = 15.36 \text{ dBm}$$

Sample e.i.r.p. Calculation:

At 5180MHz in 802.11n (20MHz BW) mode, the average MIMO conducted power was calculated to be 15.36 dBm with directional gain of 2.89 dBi.

$$\text{e.i.r.p. (18.25dBm)} = \text{Conducted Power (15.36dBm)} + \text{Ant gain (2.89dBi)}$$

$$15.36 \text{ dBm} + 2.89 \text{ dBi} = 18.25 \text{ dBm}$$

FCC ID: BCGA2993 IC: 579C-A2993	 MEASUREMENT REPORT (CERTIFICATION)		Approved by: Technical Manager
Test Report S/N: 1C2405200017-11.BCG	Test Dates: 5/20/2024 - 8/28/2024	EUT Type: Tablet Device	Page 95 of 380

7.5 Maximum Power Spectral Density

§15.407(a.1.iv) §15.407(a.2) §15.407(a.3); RSS-247 [6.2]

Test Overview and Limit

The spectrum analyzer was connected to the antenna terminal while the EUT was operating at its maximum duty cycle, at its maximum power control level, as defined in ANSI C63-10-2020 and KDB 789033 D02 v02r01, and at the appropriate frequencies. Method SA-1, as defined in ANSI C63-10-2020 and KDB 789033 D02 v02r01, was used to measure the power spectral density.

In the 5.15 – 5.25GHz, 5.25 – 5.35GHz, 5.47 – 5.725GHz bands, the maximum permissible power spectral density is 11dBm/MHz.

In the 5.15 – 5.25GHz band, the e.i.r.p. spectral density shall not exceed 10 dBm in any 1 MHz band.

In the 5.725 – 5.850GHz band, the maximum permissible power spectral density is 30dBm/500kHz.

Test Procedure Used

ANSI C63.10-2020 – Section 12.4.2.2
 KDB 789033 D02 v02r01 – Section F
 ANSI C63.10-2020 – Section 14.5.2.2 Measure-and-Sum Technique
 KDB 662911 v02r01 – Section E)2) Measure-and-Sum Technique

Test Settings

1. Analyzer was set to the center frequency of the UNII channel under investigation
2. Span was set to encompass the entire emission bandwidth of the signal
3. RBW = 1MHz for U-NII 1, 500kHz for U-NII 3
4. VBW \geq 3MHz for U-NII 1, \geq 3 x RBW for U-NII 3
5. Number of sweep points \geq 2 x (span/RBW)
6. Sweep time = auto
7. Detector = power averaging (RMS)
8. Trigger was set to free run for all modes
9. Trace was averaged over 100 sweeps
10. The peak search function of the spectrum analyzer was used to find the peak of the spectrum.

Test Setup

The EUT and measurement equipment were set up as shown in the diagram below.



Figure 7-4. Test Instrument & Measurement Setup

Test Notes

1. The data rates have been classified into three different groups; low data rate, middle rate, and high data rate. All three data rate groups of data rate have been investigated and only the worst case data rate per group is reported.
2. Low, mid, and high channels were tested and tabular data has been reported. Only mid channel psd plots have been reported.


FCC ID: BCGA2993 IC: 579C-A2993		MEASUREMENT REPORT (CERTIFICATION)	Approved by: Technical Manager
Test Report S/N: 1C2405200017-11.BCG	Test Dates: 5/20/2024 - 8/28/2024	EUT Type: Tablet Device	Page 96 of 380

7.5.1 Antenna WF5T Power Spectral Density Measurements

	Frequency [MHz]	Channel No.	802.11 MODE	Data Rate [Mbps]	Measured Power Density [dBm/MHz]	Max Power Density [dBm/MHz]	Margin [dB]
Band 1	5180	36	n (20MHz)	19.5/21.7 (MCS2)	9.03	11.00	-1.97
	5200	40	n (20MHz)	19.5/21.7 (MCS2)	10.25	11.00	-0.75
	5240	48	n (20MHz)	19.5/21.7 (MCS2)	9.54	11.00	-1.46
	5180	36	ax (SU) (20MHz)	24/25.8 (MCS2)	6.35	11.00	-4.66
	5200	40	ax (SU) (20MHz)	24/25.8 (MCS2)	8.83	11.00	-2.17
	5240	48	ax (SU) (20MHz)	24/25.8 (MCS2)	9.02	11.00	-1.98
	5190	38	n (40MHz)	40/40.5 (MCS2)	3.24	11.00	-7.76
	5230	46	n (40MHz)	40/40.5 (MCS2)	8.50	11.00	-2.51
	5190	38	ax (SU) (40MHz)	49/51.6 (MCS2)	-0.57	11.00	-11.57
	5230	46	ax (SU) (40MHz)	49/51.6 (MCS2)	6.99	11.00	-4.02
	5210	42	ac (80MHz)	87.8/97.5 (MCS2)	-1.51	11.00	-12.51
Band 1/2	5210	42	ax (SU) (80MHz)	102/108.1 (MCS2)	-1.61	11.00	-12.61
	5250	50	ac (160MHz)	87.8/97.5 (MCS2)	-4.43	11.00	-15.43
Band 2A	5250	50	ax (SU) (160MHz)	102/108.1 (MCS2)	-5.59	11.00	-16.59
	5260	52	n (20MHz)	19.5/21.7 (MCS2)	10.49	11.00	-0.52
	5300	60	n (20MHz)	19.5/21.7 (MCS2)	10.42	11.00	-0.58
	5320	64	n (20MHz)	19.5/21.7 (MCS2)	8.99	11.00	-2.01
	5260	52	ax (SU) (20MHz)	24/25.8 (MCS2)	8.89	11.00	-2.11
	5300	60	ax (SU) (20MHz)	24/25.8 (MCS2)	8.89	11.00	-2.11
	5320	64	ax (SU) (20MHz)	24/25.8 (MCS2)	6.30	11.00	-4.70
	5270	54	n (40MHz)	40/40.5 (MCS2)	6.74	11.00	-4.26
	5310	62	n (40MHz)	40/40.5 (MCS2)	3.26	11.00	-7.74
	5270	54	ax (SU) (40MHz)	49/51.6 (MCS2)	5.91	11.00	-5.09
	5310	62	ax (SU) (40MHz)	49/51.6 (MCS2)	1.71	11.00	-9.30
	5290	58	ac (80MHz)	87.8/97.5 (MCS2)	0.34	11.00	-10.66
	5290	58	ax (SU) (80MHz)	102/108.1 (MCS2)	-0.32	11.00	-11.32
	Band 2C	5500	100	n (20MHz)	19.5/21.7 (MCS2)	7.87	11.00
5580		116	n (20MHz)	19.5/21.7 (MCS2)	9.61	11.00	-1.39
*5600		120	n (20MHz)	19.5/21.7 (MCS2)	10.23	11.00	-0.77
5700		140	n (20MHz)	19.5/21.7 (MCS2)	7.85	11.00	-3.15
5720		144	n (20MHz)	19.5/21.7 (MCS2)	9.03	11.00	-1.97
5500		100	ax (SU) (20MHz)	24/25.8 (MCS2)	4.34	11.00	-6.66
5580		116	ax (SU) (20MHz)	24/25.8 (MCS2)	7.65	11.00	-3.35
*5600		120	ax (SU) (20MHz)	24/25.8 (MCS2)	9.04	11.00	-1.96
5700		140	ax (SU) (20MHz)	24/25.8 (MCS2)	5.23	11.00	-5.77
5720		144	ax (SU) (20MHz)	24/25.8 (MCS2)	8.88	11.00	-2.12
5510		102	n (40MHz)	40/40.5 (MCS2)	0.92	11.00	-10.08
5550		110	n (40MHz)	40/40.5 (MCS2)	7.36	11.00	-3.64
*5590		118	n (40MHz)	40/40.5 (MCS2)	7.32	11.00	-3.68
5670		134	n (40MHz)	40/40.5 (MCS2)	6.56	11.00	-4.44
5710		142	n (40MHz)	40/40.5 (MCS2)	7.74	11.00	-3.26
5510		102	ax (SU) (40MHz)	49/51.6 (MCS2)	-0.36	11.00	-11.36
5550		110	ax (SU) (40MHz)	49/51.6 (MCS2)	4.01	11.00	-6.99
*5590		118	ax (SU) (40MHz)	49/51.6 (MCS2)	5.71	11.00	-5.29
5670		134	ax (SU) (40MHz)	49/51.6 (MCS2)	5.07	11.00	-5.93
5710		142	ax (SU) (40MHz)	49/51.6 (MCS2)	6.11	11.00	-4.90
5530		106	ac (80MHz)	87.8/97.5 (MCS2)	-1.08	11.00	-12.08
*5610		122	ac (80MHz)	87.8/97.5 (MCS2)	5.46	11.00	-5.54
5690		138	ac (80MHz)	87.8/97.5 (MCS2)	4.21	11.00	-6.79
5530	106	ax (SU) (80MHz)	102/108.1 (MCS2)	-4.19	11.00	-15.19	
*5610	122	ax (SU) (80MHz)	102/108.1 (MCS2)	1.26	11.00	-9.74	
5690	138	ax (SU) (80MHz)	102/108.1 (MCS2)	3.36	11.00	-7.64	
*5570	114	ac (160MHz)	87.8/97.5 (MCS2)	-7.04	11.00	-18.04	
*5570	114	ax (SU) (80MHz)	102/108.1 (MCS2)	-7.60	11.00	-18.60	

Table 7-116. Bands 1, 2A, 2C Power Spectral Density Measurements Antenna WF5T (Low Data Rate)

*TDWR channel is not supported for ISED (denoted by a * next to the frequency)

FCC ID: BCGA2993 IC: 579C-A2993		MEASUREMENT REPORT (CERTIFICATION)	Approved by: Technical Manager
Test Report S/N: 1C2405200017-11.BCG	Test Dates: 5/20/2024 - 8/28/2024	EUT Type: Tablet Device	Page 97 of 380

	Frequency [MHz]	Channel No.	802.11 MODE	Data Rate [Mbps]	Measured Power Density [dBm/MHz]	Max Power Density [dBm/MHz]	Margin [dB]
Band 1	5180	36	n (20MHz)	39/43.3 (MCS4)	8.77	11.00	-2.23
	5200	40	n (20MHz)	39/43.3 (MCS4)	9.40	11.00	-1.60
	5240	48	n (20MHz)	39/43.3 (MCS4)	9.17	11.00	-1.83
	5180	36	ax (SU) (20MHz)	49/51.6 (MCS4)	5.93	11.00	-5.07
	5200	40	ax (SU) (20MHz)	49/51.6 (MCS4)	8.90	11.00	-2.10
	5240	48	ax (SU) (20MHz)	49/51.6 (MCS4)	7.42	11.00	-3.58
	5190	38	n (40MHz)	81/90 (MCS4)	2.53	11.00	-8.47
	5230	46	n (40MHz)	81/90 (MCS4)	8.66	11.00	-2.34
	5190	38	ax (SU) (40MHz)	98/103.2 (MCS4)	0.87	11.00	-10.13
	5230	46	ax (SU) (40MHz)	98/103.2 (MCS4)	5.29	11.00	-5.71
	5210	42	ac (80MHz)	175.5/195 (MCS4)	-1.64	11.00	-12.64
	5210	42	ax (SU) (80MHz)	204/216.2 (MCS4)	-1.54	11.00	-12.54
Band 1/2	5250	50	ac (160MHz)	175.5/195 (MCS4)	-4.59	11.00	-15.59
	5250	50	ax (SU) (160MHz)	204/216.2 (MCS4)	-7.88	11.00	-18.88
Band 2A	5260	52	n (20MHz)	39/43.3 (MCS4)	9.49	11.00	-1.51
	5300	60	n (20MHz)	39/43.3 (MCS4)	8.73	11.00	-2.27
	5320	64	n (20MHz)	39/43.3 (MCS4)	6.16	11.00	-4.84
	5260	52	ax (SU) (20MHz)	49/51.6 (MCS4)	7.15	11.00	-3.85
	5300	60	ax (SU) (20MHz)	49/51.6 (MCS4)	7.10	11.00	-3.90
	5320	64	ax (SU) (20MHz)	49/51.6 (MCS4)	4.86	11.00	-6.14
	5270	54	n (40MHz)	81/90 (MCS4)	6.73	11.00	-4.27
	5310	62	n (40MHz)	81/90 (MCS4)	1.70	11.00	-9.30
	5270	54	ax (SU) (40MHz)	98/103.2 (MCS4)	6.36	11.00	-4.64
	5310	62	ax (SU) (40MHz)	98/103.2 (MCS4)	2.11	11.00	-8.89
	5290	58	ac (80MHz)	175.5/195 (MCS4)	0.04	11.00	-10.97
	5290	58	ax (SU) (80MHz)	204/216.2 (MCS4)	-0.17	11.00	-11.17
	5500	100	n (20MHz)	39/43.3 (MCS4)	5.95	11.00	-5.05
	Band 2C	5580	116	n (20MHz)	39/43.3 (MCS4)	9.31	11.00
*5600		120	n (20MHz)	39/43.3 (MCS4)	10.48	11.00	-0.52
5700		140	n (20MHz)	39/43.3 (MCS4)	6.85	11.00	-4.15
5720		144	n (20MHz)	39/43.3 (MCS4)	9.71	11.00	-1.29
5500		100	ax (SU) (20MHz)	49/51.6 (MCS4)	3.99	11.00	-7.01
5580		116	ax (SU) (20MHz)	49/51.6 (MCS4)	7.80	11.00	-3.20
*5600		120	ax (SU) (20MHz)	49/51.6 (MCS4)	9.24	11.00	-1.76
5700		140	ax (SU) (20MHz)	49/51.6 (MCS4)	4.35	11.00	-6.65
5720		144	ax (SU) (20MHz)	49/51.6 (MCS4)	7.94	11.00	-3.07
5510		102	n (40MHz)	81/90 (MCS4)	0.96	11.00	-10.04
5550		110	n (40MHz)	81/90 (MCS4)	5.89	11.00	-5.11
*5590		118	n (40MHz)	81/90 (MCS4)	7.30	11.00	-3.71
5670		134	n (40MHz)	81/90 (MCS4)	5.62	11.00	-5.38
5710		142	n (40MHz)	81/90 (MCS4)	7.90	11.00	-3.10
5510		102	ax (SU) (40MHz)	98/103.2 (MCS4)	-0.53	11.00	-11.53
5550		110	ax (SU) (40MHz)	98/103.2 (MCS4)	3.26	11.00	-7.74
*5590		118	ax (SU) (40MHz)	98/103.2 (MCS4)	5.94	11.00	-5.06
5670		134	ax (SU) (40MHz)	98/103.2 (MCS4)	2.93	11.00	-8.07
5710		142	ax (SU) (40MHz)	98/103.2 (MCS4)	6.45	11.00	-4.55
5530		106	ac (80MHz)	175.5/195 (MCS4)	-2.67	11.00	-13.67
*5610		122	ac (80MHz)	175.5/195 (MCS4)	2.77	11.00	-8.23
5690		138	ac (80MHz)	175.5/195 (MCS4)	4.39	11.00	-6.61
5530		106	ax (SU) (80MHz)	204/216.2 (MCS4)	-3.01	11.00	-14.01
*5610		122	ax (SU) (80MHz)	204/216.2 (MCS4)	1.76	11.00	-9.24
5690		138	ax (SU) (80MHz)	204/216.2 (MCS4)	3.07	11.00	-7.93
*5570		114	ac (160MHz)	175.5/195 (MCS4)	-6.89	11.00	-17.89
*5570		114	ax (SU) (80MHz)	204/216.2 (MCS4)	-8.93	11.00	-19.93

Table 7-117. Bands 1, 2A, 2C Power Spectral Density Measurements Antenna WF5T (Mid Data Rate)

*TDWR channel is not supported for ISED (denoted by a * next to the frequency)

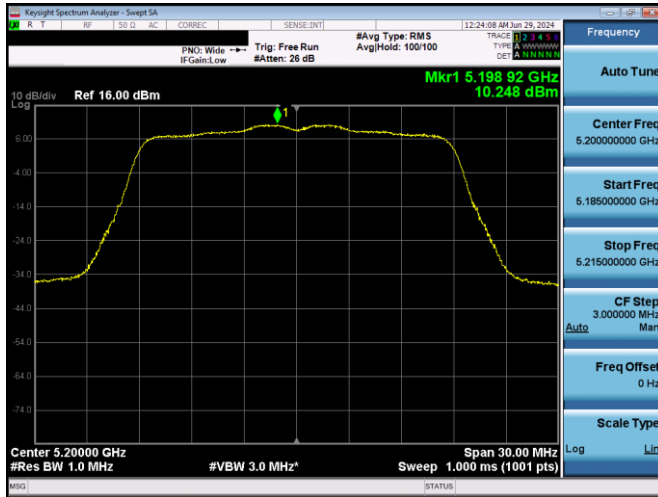
FCC ID: BCGA2993 IC: 579C-A2993		MEASUREMENT REPORT (CERTIFICATION)	Approved by: Technical Manager
Test Report S/N: 1C2405200017-11.BCG	Test Dates: 5/20/2024 - 8/28/2024	EUT Type: Tablet Device	Page 98 of 380

	Frequency [MHz]	Channel No.	802.11 MODE	Data Rate [Mbps]	Measured Power Density [dBm/MHz]	Max Power Density [dBm/MHz]	Margin [dB]
Band 1	5180	36	n (20MHz)	65/72.2 (MCS7)	6.20	11.00	-4.80
	5200	40	n (20MHz)	65/72.2 (MCS7)	9.24	11.00	-1.76
	5240	48	n (20MHz)	65/72.2 (MCS7)	9.07	11.00	-1.93
	5180	36	ax (SU) (20MHz)	135/143.4 (MCS11)	5.39	11.00	-5.61
	5200	40	ax (SU) (20MHz)	135/143.4 (MCS11)	9.24	11.00	-1.77
	5240	48	ax (SU) (20MHz)	135/143.4 (MCS11)	7.06	11.00	-3.94
	5190	38	n (40MHz)	135/150 (MCS7)	0.78	11.00	-10.22
	5230	46	n (40MHz)	135/150 (MCS7)	7.20	11.00	-3.80
	5190	38	ax (SU) (40MHz)	271/286 (MCS11)	0.56	11.00	-10.44
	5230	46	ax (SU) (40MHz)	271/286 (MCS11)	7.41	11.00	-3.59
Band 1/2	5210	42	ac (80MHz)	390/433.3 (MCS9)	-3.18	11.00	-14.18
	5210	42	ax (SU) (80MHz)	567/600.5 (MCS11)	-3.21	11.00	-14.21
Band 2A	5250	50	ac (160MHz)	390/433.3 (MCS9)	-8.74	11.00	-19.74
	5250	50	ax (SU) (160MHz)	567/600.5 (MCS11)	-8.33	11.00	-19.33
	5260	52	n (20MHz)	65/72.2 (MCS7)	7.96	11.00	-3.04
	5300	60	n (20MHz)	65/72.2 (MCS7)	7.92	11.00	-3.08
	5320	64	n (20MHz)	65/72.2 (MCS7)	5.21	11.00	-5.79
	5260	52	ax (SU) (20MHz)	135/143.4 (MCS11)	8.12	11.00	-2.88
	5300	60	ax (SU) (20MHz)	135/143.4 (MCS11)	7.65	11.00	-3.35
	5320	64	ax (SU) (20MHz)	135/143.4 (MCS11)	4.20	11.00	-6.80
	5270	54	n (40MHz)	135/150 (MCS7)	6.13	11.00	-4.87
	5310	62	n (40MHz)	135/150 (MCS7)	0.56	11.00	-10.44
	5270	54	ax (SU) (40MHz)	271/286 (MCS11)	5.07	11.00	-5.93
	5310	62	ax (SU) (40MHz)	271/286 (MCS11)	0.42	11.00	-10.58
	5290	58	ac (80MHz)	390/433.3 (MCS9)	-2.27	11.00	-13.27
	5290	58	ax (SU) (80MHz)	567/600.5 (MCS11)	-2.52	11.00	-13.52
	5500	100	n (20MHz)	65/72.2 (MCS7)	2.86	11.00	-8.14
	5580	116	n (20MHz)	65/72.2 (MCS7)	9.28	11.00	-1.73
	*5600	120	n (20MHz)	65/72.2 (MCS7)	9.22	11.00	-1.78
	Band 2C	5700	140	n (20MHz)	65/72.2 (MCS7)	4.68	11.00
5720		144	n (20MHz)	65/72.2 (MCS7)	9.26	11.00	-1.74
5500		100	ax (SU) (20MHz)	135/143.4 (MCS11)	2.59	11.00	-8.41
5580		116	ax (SU) (20MHz)	135/143.4 (MCS11)	9.47	11.00	-1.53
*5600		120	ax (SU) (20MHz)	135/143.4 (MCS11)	9.10	11.00	-1.90
5700		140	ax (SU) (20MHz)	135/143.4 (MCS11)	4.59	11.00	-6.41
5720		144	ax (SU) (20MHz)	135/143.4 (MCS11)	9.04	11.00	-1.96
5510		102	n (40MHz)	135/150 (MCS7)	-1.33	11.00	-12.33
5550		110	n (40MHz)	135/150 (MCS7)	4.94	11.00	-6.06
*5590		118	n (40MHz)	135/150 (MCS7)	5.38	11.00	-5.62
5670		134	n (40MHz)	135/150 (MCS7)	3.00	11.00	-8.00
5710		142	n (40MHz)	135/150 (MCS7)	7.74	11.00	-3.26
5510		102	ax (SU) (40MHz)	271/286 (MCS11)	-1.40	11.00	-12.40
5550		110	ax (SU) (40MHz)	271/286 (MCS11)	4.46	11.00	-6.54
*5590		118	ax (SU) (40MHz)	271/286 (MCS11)	7.43	11.00	-3.57
5670		134	ax (SU) (40MHz)	271/286 (MCS11)	2.33	11.00	-8.67
5710		142	ax (SU) (40MHz)	271/286 (MCS11)	5.55	11.00	-5.45
5530		106	ac (80MHz)	390/433.3 (MCS9)	-4.55	11.00	-15.55
*5610		122	ac (80MHz)	390/433.3 (MCS9)	3.00	11.00	-8.00
5690		138	ac (80MHz)	390/433.3 (MCS9)	4.34	11.00	-6.66
5530		106	ax (SU) (80MHz)	567/600.5 (MCS11)	-4.71	11.00	-15.71
*5610		122	ax (SU) (80MHz)	567/600.5 (MCS11)	0.84	11.00	-10.16
5690		138	ax (SU) (80MHz)	567/600.5 (MCS11)	4.55	11.00	-6.45
*5570		114	ac (160MHz)	390/433.3 (MCS9)	-8.32	11.00	-19.32
*5570	114	ax (SU) (80MHz)	567/600.5 (MCS11)	-8.97	11.00	-19.97	

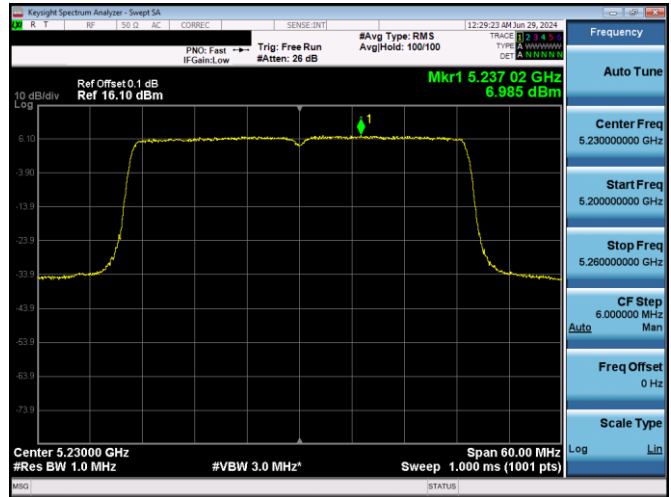
Table 7-118. Bands 1, 2A, 2C Power Spectral Density Measurements Antenna WF5T (High Data Rate)

*TDWR channel is not supported for ISED (denoted by a * next to the frequency)

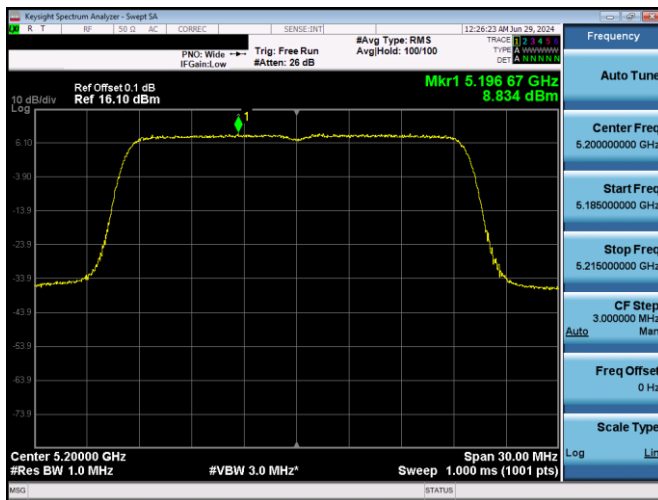
FCC ID: BCGA2993 IC: 579C-A2993		MEASUREMENT REPORT (CERTIFICATION)	Approved by: Technical Manager
Test Report S/N: 1C2405200017-11.BCG	Test Dates: 5/20/2024 - 8/28/2024	EUT Type: Tablet Device	Page 99 of 380



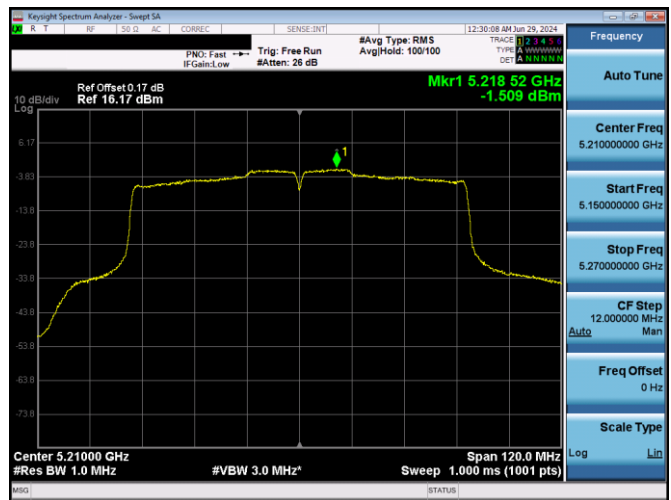
Plot 7-169. PSD Antenna WF5T (20MHz BW 802.11n – Ch. 40, MCS2)



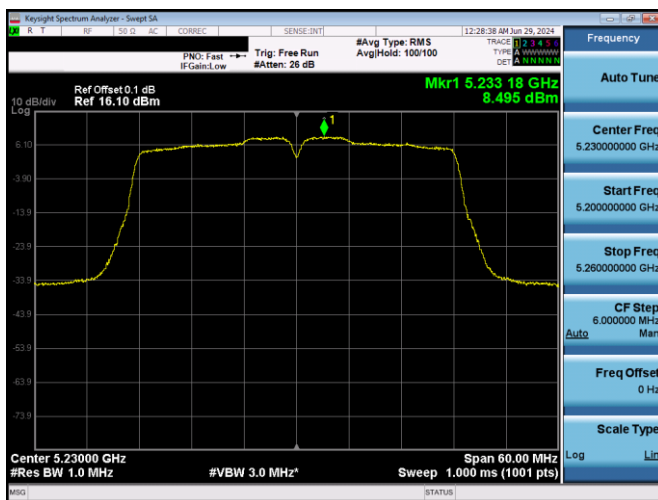
Plot 7-172. PSD Antenna WF5T (40MHz BW 802.11ax(SU) – Ch. 46, MCS2)



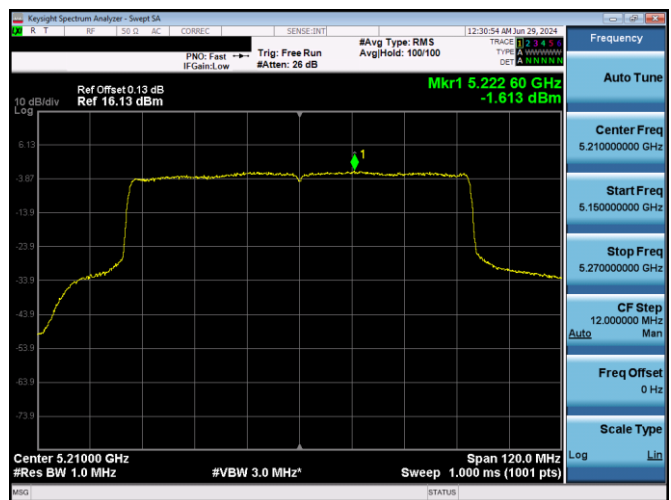
Plot 7-170. PSD Antenna WF5T (20MHz BW 802.11ax(SU) – Ch. 40, MCS2)



Plot 7-173. PSD Antenna WF5T (80MHz BW 802.11ac – Ch. 42, MCS2)

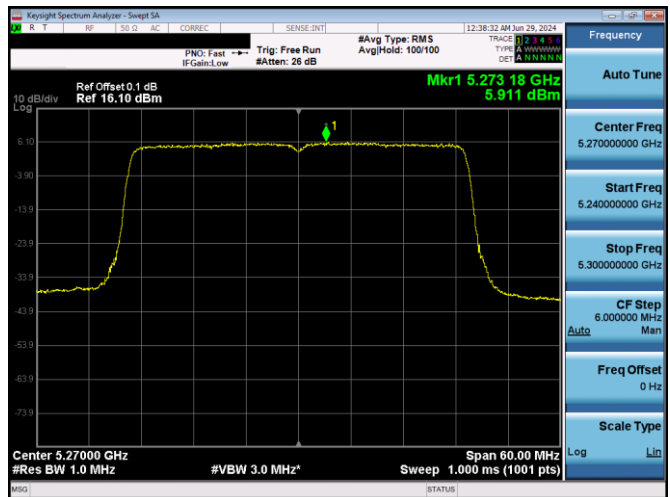
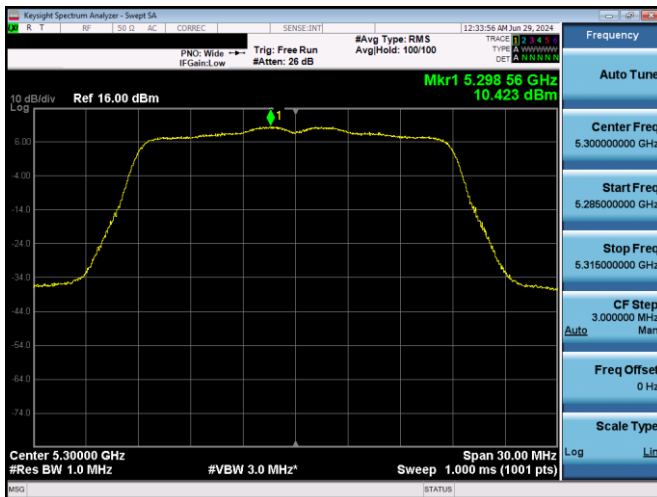
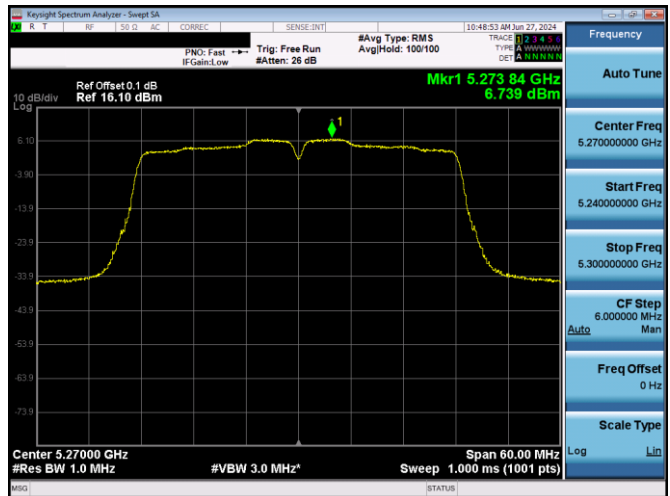
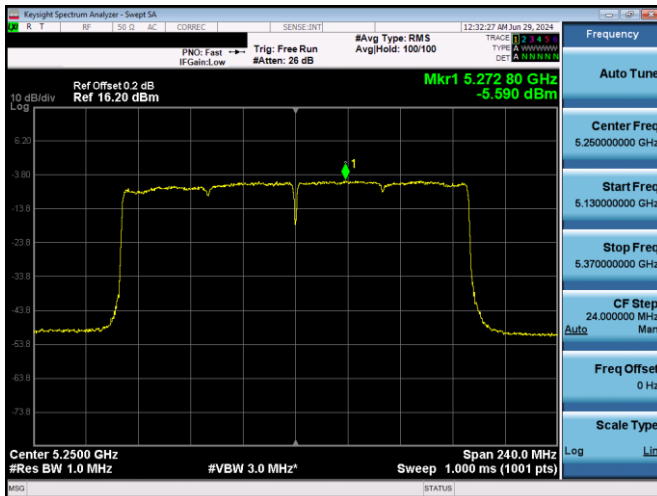
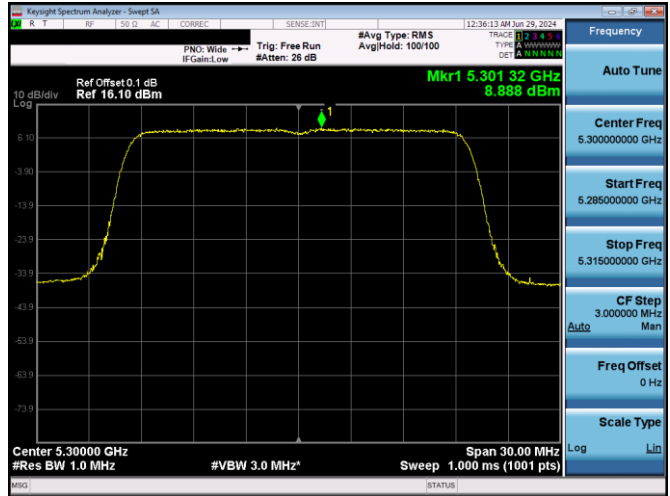
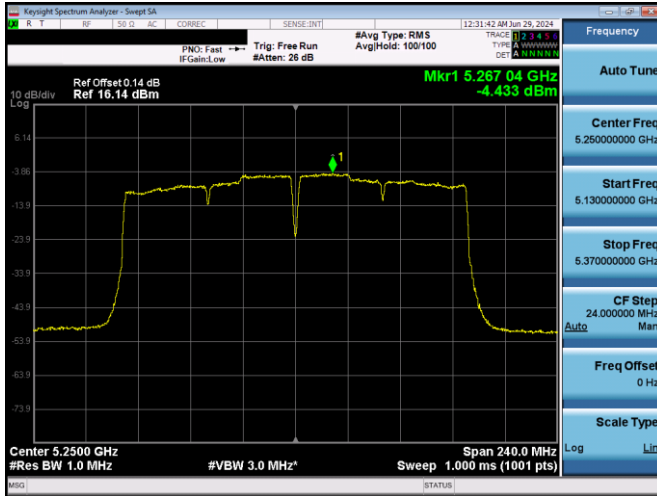


Plot 7-171. PSD Antenna WF5T (40MHz BW 802.11n – Ch. 46, MCS2)

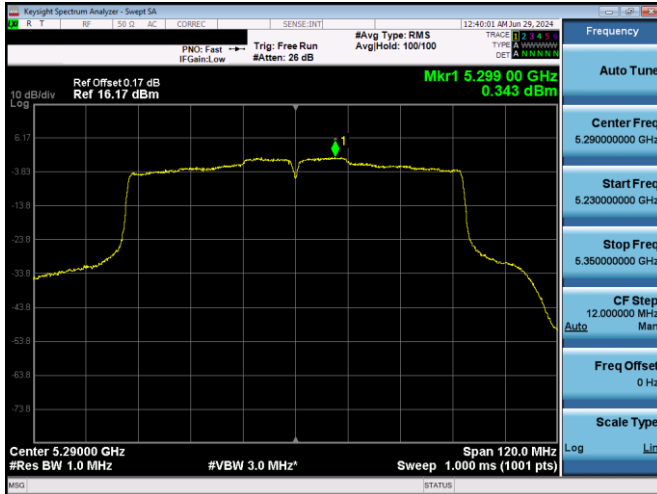


Plot 7-174. PSD Antenna WF5T (80MHz BW 802.11ax(SU) – Ch. 42, MCS2)

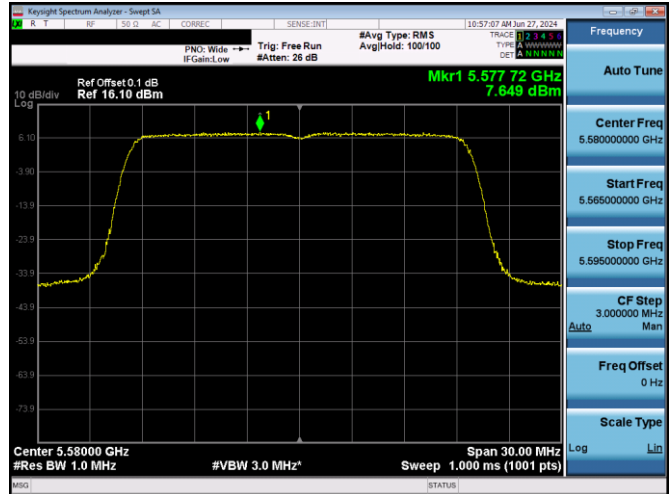
FCC ID: BCGA2993 IC: 579C-A2993		MEASUREMENT REPORT (CERTIFICATION)	Approved by: Technical Manager
Test Report S/N: 1C2405200017-11.BCG	Test Dates: 5/20/2024 - 8/28/2024	EUT Type: Tablet Device	Page 100 of 380



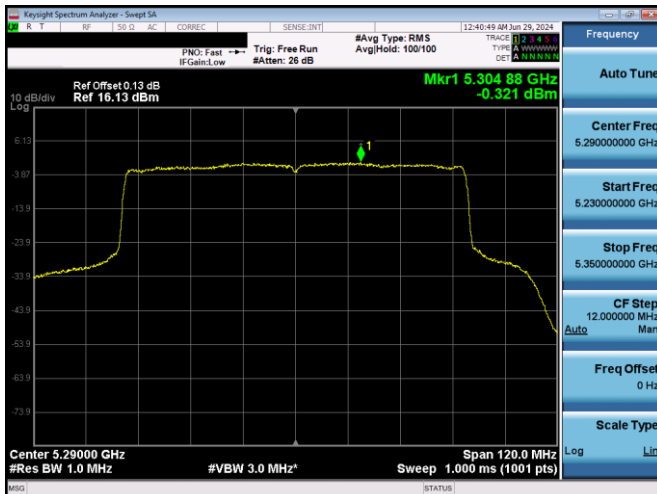
FCC ID: BCGA2993 IC: 579C-A2993		MEASUREMENT REPORT (CERTIFICATION)	Approved by: Technical Manager
Test Report S/N: 1C2405200017-11.BCG	Test Dates: 5/20/2024 - 8/28/2024	EUT Type: Tablet Device	Page 101 of 380



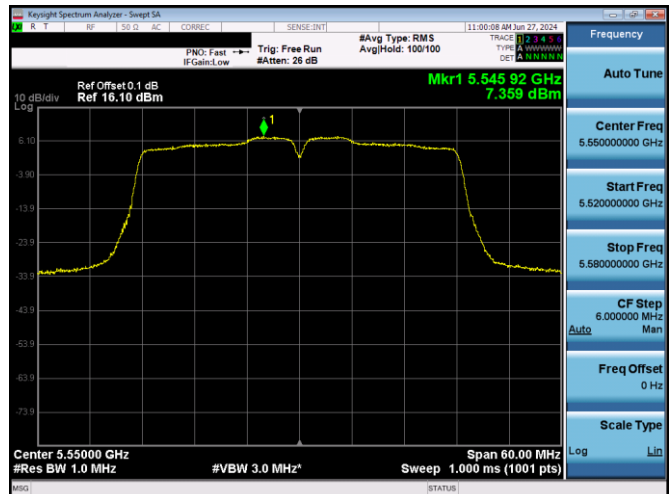
Plot 7-181. PSD Antenna WF5T (80MHz BW 802.11ac – Ch. 58, MCS2)



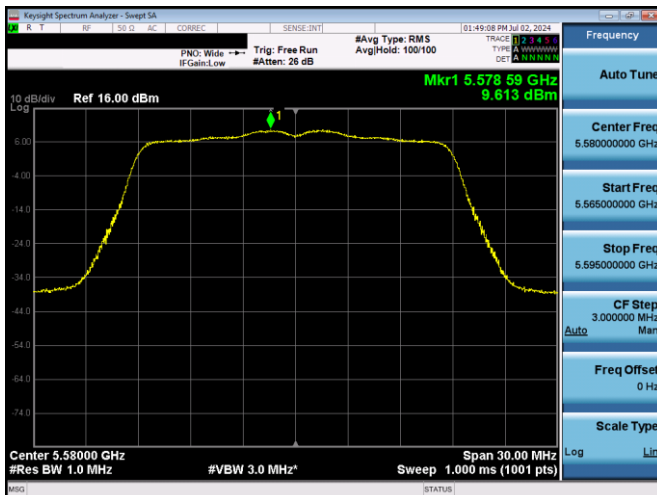
Plot 7-184. PSD Antenna WF5T (20MHz BW 802.11ax(SU) – Ch. 116, MCS2)



Plot 7-182. PSD Antenna WF5T (80MHz BW 802.11ax(SU) – Ch. 58, MCS2)



Plot 7-185. PSD Antenna WF5T (40MHz BW 802.11n – Ch. 110, MCS2)

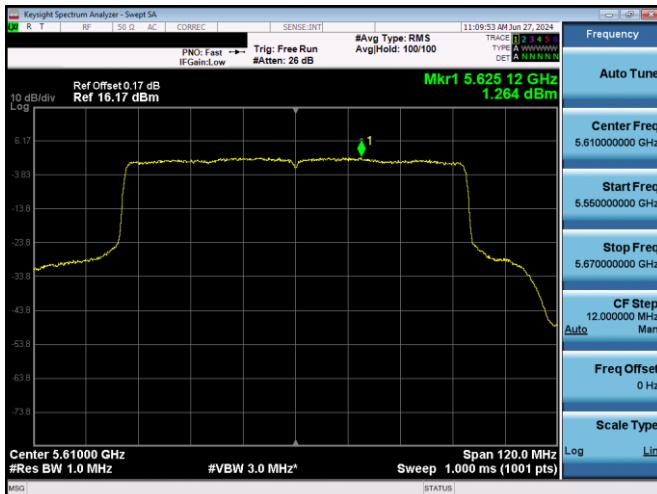
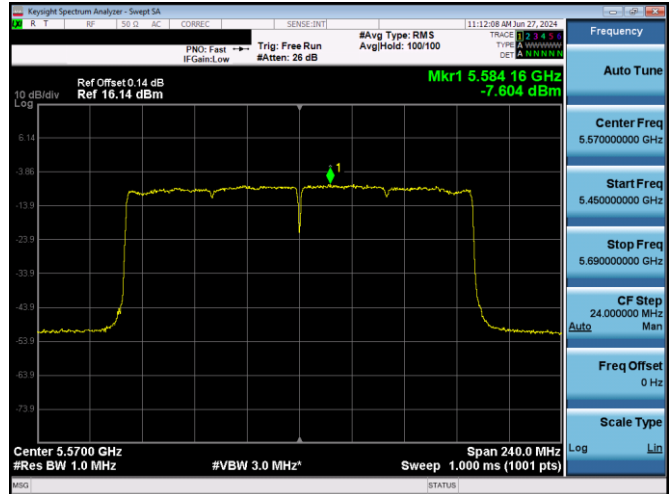
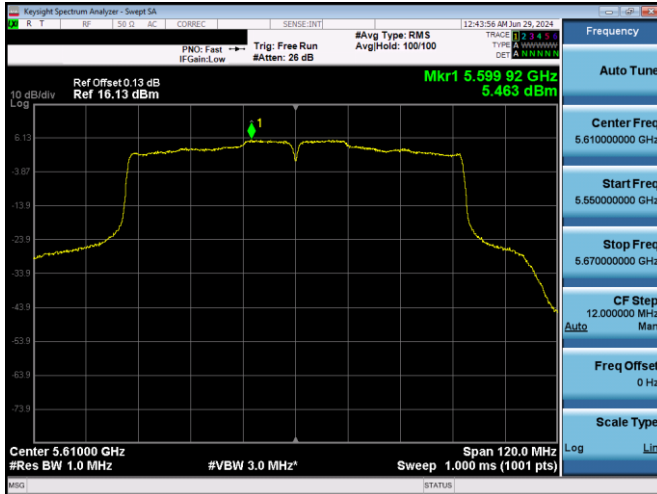


Plot 7-183. PSD Antenna WF5T (20MHz BW 802.11n – Ch. 116, MCS2)

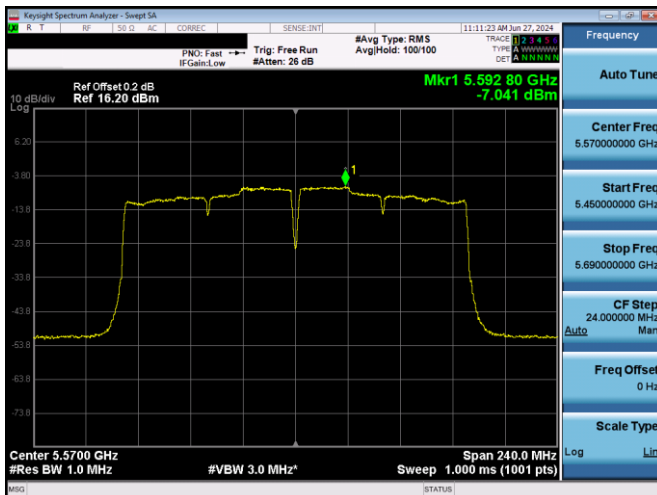


Plot 7-186. PSD Antenna WF5T (40MHz BW 802.11ax(SU) – Ch. 110, MCS2)

FCC ID: BCGA2993 IC: 579C-A2993		MEASUREMENT REPORT (CERTIFICATION)	Approved by: Technical Manager
Test Report S/N: 1C2405200017-11.BCG	Test Dates: 5/20/2024 - 8/28/2024	EUT Type: Tablet Device	Page 102 of 380

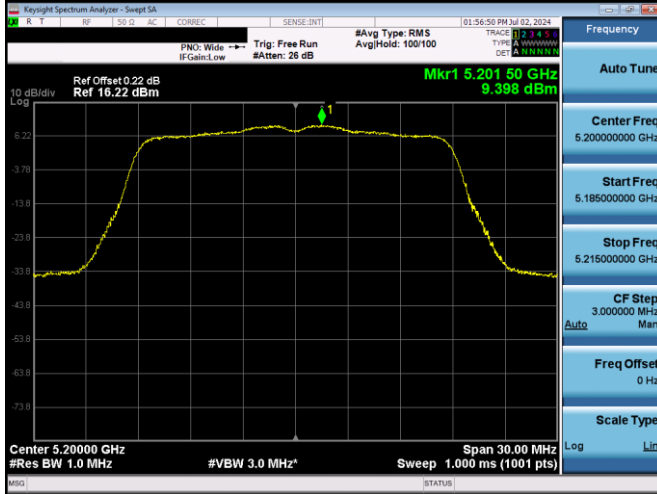


Plot 7-188. PSD Antenna WF5T (80MHz BW 802.11ax(SU) - Ch. 122, MCS2)

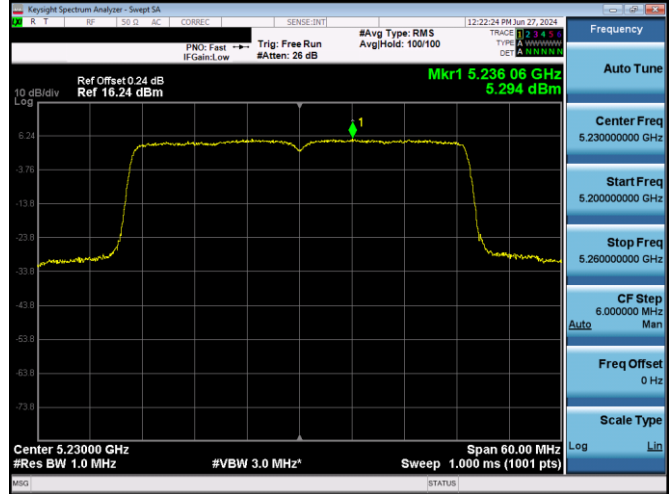


Plot 7-189. PSD Antenna WF5T (160MHz BW 802.11ac - Ch. 114, MCS2)

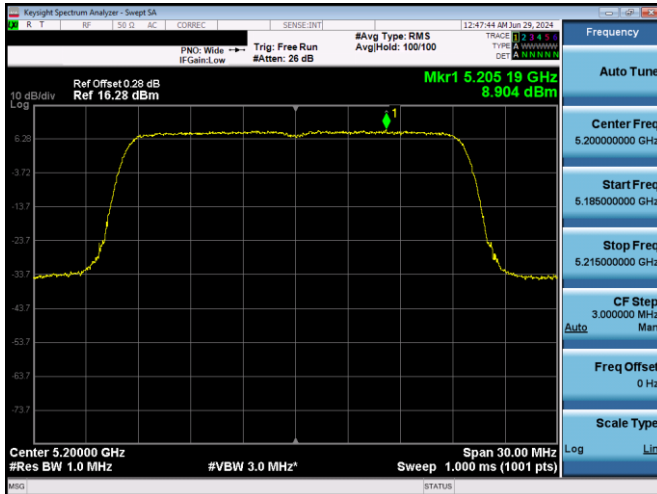
FCC ID: BCGA2993 IC: 579C-A2993		MEASUREMENT REPORT (CERTIFICATION)	Approved by: Technical Manager
Test Report S/N: 1C2405200017-11.BCG	Test Dates: 5/20/2024 - 8/28/2024	EUT Type: Tablet Device	Page 103 of 380



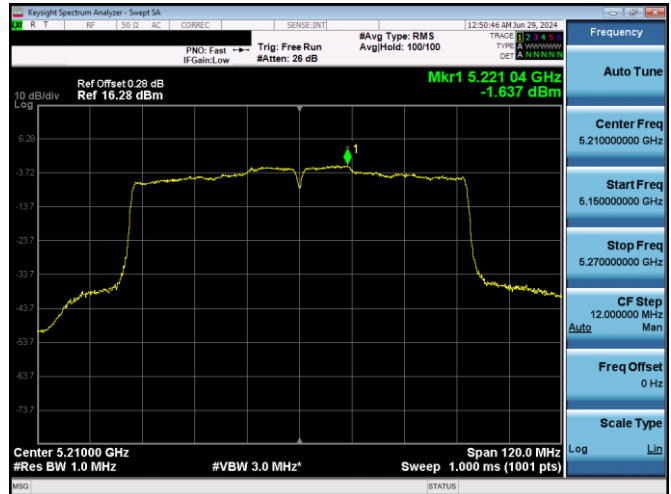
Plot 7-191. PSD Antenna WF5T (20MHz BW 802.11n – Ch. 40, MCS4)



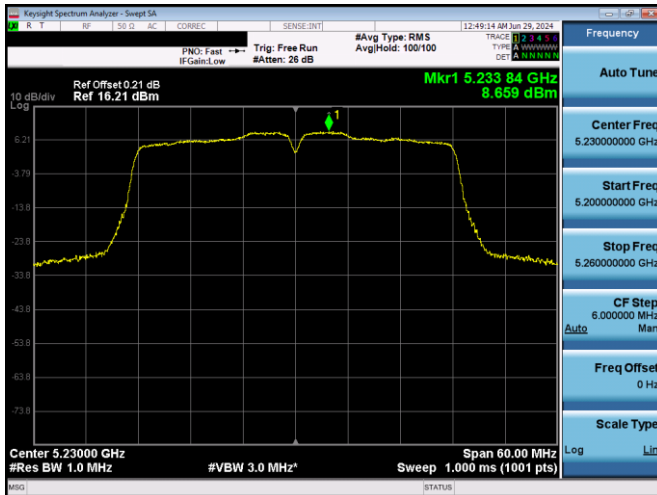
Plot 7-194. PSD Antenna WF5T (40MHz BW 802.11ax(SU) – Ch. 46, MCS4)



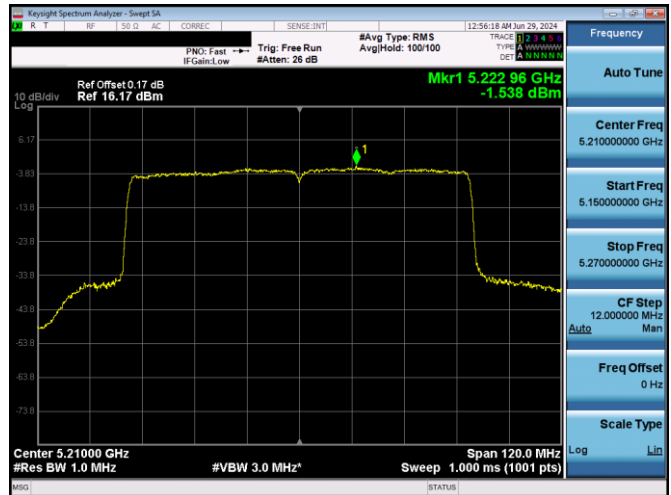
Plot 7-192. PSD Antenna WF5T (20MHz BW 802.11ax(SU) – Ch. 40, MCS4)



Plot 7-195. PSD Antenna WF5T (80MHz BW 802.11ac – Ch. 42, MCS4)

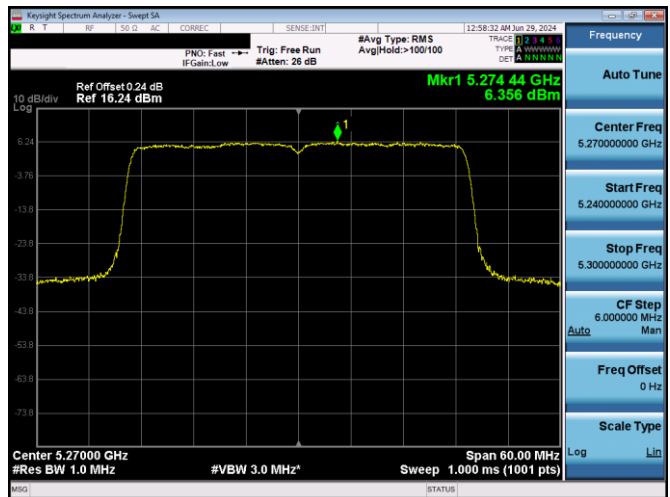
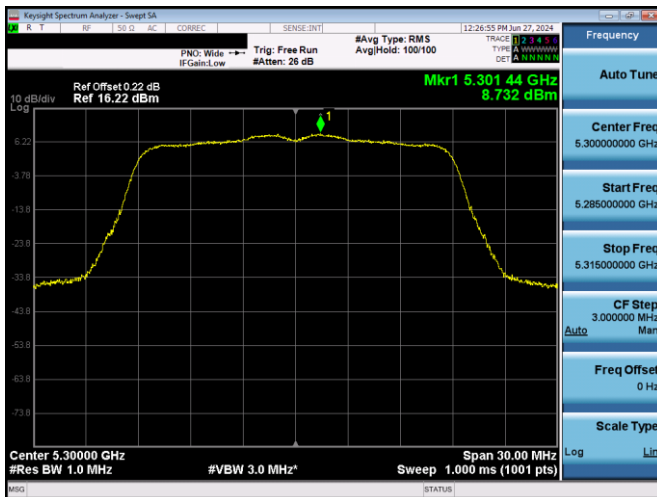
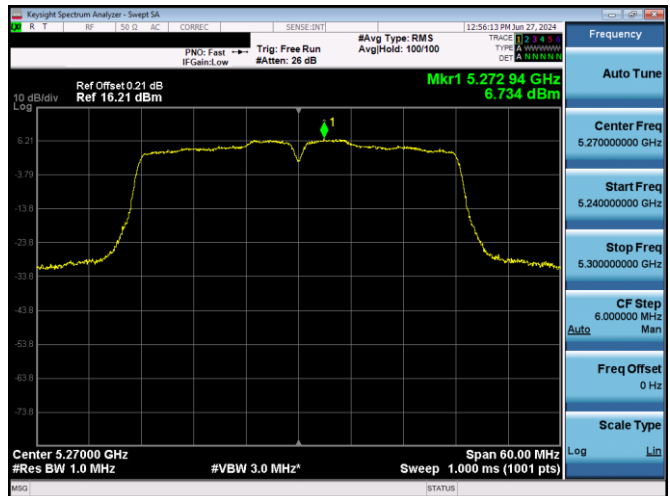
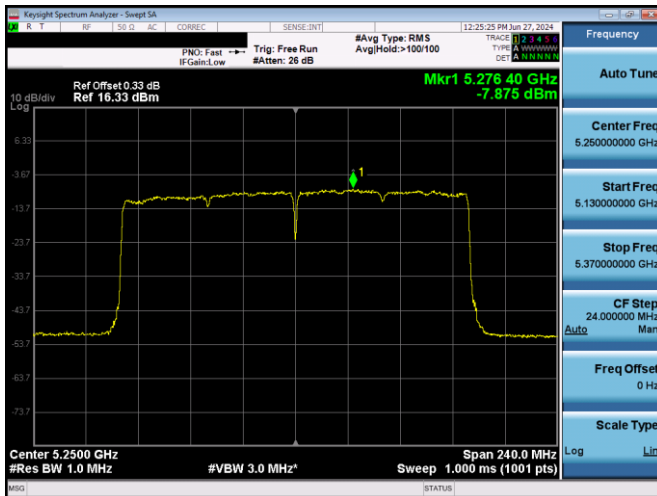
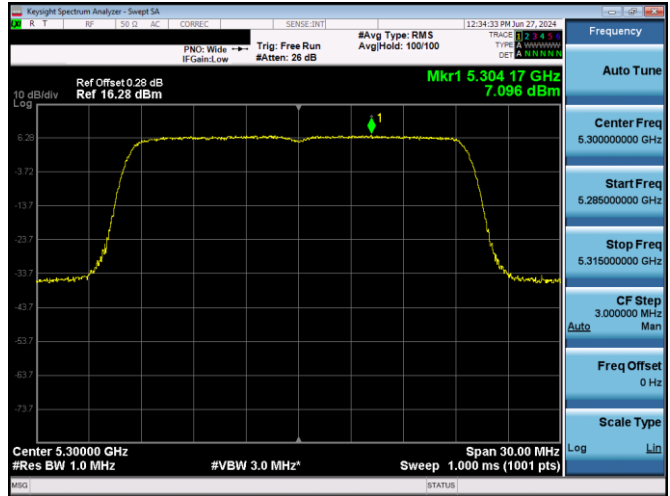
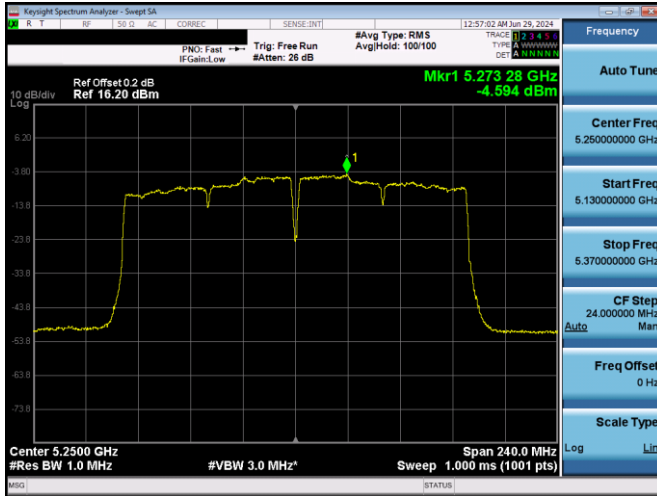


Plot 7-193. PSD Antenna WF5T (40MHz BW 802.11n – Ch. 46, MCS4)



Plot 7-196. PSD Antenna WF5T (80MHz BW 802.11ax(SU) – Ch. 42, MCS4)

FCC ID: BCGA2993 IC: 579C-A2993		MEASUREMENT REPORT (CERTIFICATION)	Approved by: Technical Manager
Test Report S/N: 1C2405200017-11.BCG	Test Dates: 5/20/2024 - 8/28/2024	EUT Type: Tablet Device	Page 104 of 380



FCC ID: BCGA2993 IC: 579C-A2993		MEASUREMENT REPORT (CERTIFICATION)	Approved by: Technical Manager
Test Report S/N: 1C2405200017-11.BCG	Test Dates: 5/20/2024 - 8/28/2024	EUT Type: Tablet Device	Page 105 of 380