

**APPENDIX A: SAR TEST DATA**

# ELEMENT

**DUT: BCGA2926; Type: Portable Tablet; Serial: WFG6R**

Communication System: UID:10011 - CAC, WCDMA; MAIA: Y; Frequency: 826.4 MHz  
Medium: 835 Head; Medium parameters used:  
f = 826.4 MHz; cond = 0.865 S/m; perm = 41.2; density = 1000 kg/m<sup>3</sup>  
Phantom Section: Flat; Space: 0.00 mm

Test Date: 01/11/2024; Ambient Temp: 19.4°C; Tissue Temp: 20.3°C

Probe: EX3DV4 - SN7416; ConvF:(9.73,9.73,9.73); Calibrated: 2023-05-08  
Sensor-Surface: 1.4mm (VMS + 6p)  
Electronics: DAE4 Sn701; Calibrated: 2023-05-11  
Phantom: Twin-SAM V8.0; Serial: 2029  
Measurement SW: DASY Module SAR V16.2.0.1425

**Mode: UMTS 850, Antenna 1, Exp: Body| Back Side, Ch. Low**

**Area Scan (270.0 x 330.0):** Measurement grid: dx=15.0 mm, dy=15.0 mm

**Zoom Scan (30.0 x 30.0 x 30.0):** Measurement grid: dx=2.6 mm, dy=2.6 mm, dz=1.2 mm; Graded Ratio: 1.2


Reference Value = 0.57 W/kg; Power Drift = -0.01 dB

Peak SAR (extrapolated) = 4.43 W/kg

**SAR(1 g) = 0.905 W/kg**

Smallest distance from peaks to all points 3 dB below is 3.7 mm

Ratio of SAR at M2 to SAR at M1 = 54.2 %



# ELEMENT

**DUT: BCGA2926; Type: Portable Tablet; Serial: 6T02Y**

Communication System: UID:10011 - CAC, WCDMA; MAIA: Y; Frequency: 1712.4 MHz  
Medium: 1750 Head; Medium parameters used:  
f = 1712.4 MHz; cond = 1.30 S/m; perm = 39.7; density = 1000 kg/m<sup>3</sup>  
Phantom Section: Flat; Space: 0.00 mm

Test Date: 01/18/2024; Ambient Temp: 21.4°C; Tissue Temp: 21.0°C

Probe: EX3DV4 - SN7639; ConvF:(8.98,8.98,8.98); Calibrated: 2023-11-09  
Sensor-Surface: 1.4mm (VMS + 6p)  
Electronics: DAE4 Sn1403; Calibrated: 2023-11-14  
Phantom: Twin-SAM V8.0; Serial: 2034  
Measurement SW: DASY Module SAR V16.2.0.1425

**Mode: UMTS 1750, Antenna 3, Exp: Body| Back Side, Ch. Low**

**Area Scan (270.0 x 330.0):** Measurement grid: dx=15.0 mm, dy=15.0 mm

**Zoom Scan (30.0 x 30.0 x 30.0):** Measurement grid: dx=6.0 mm, dy=6.0 mm, dz=1.5 mm; Graded Ratio: 1.5


Reference Value = 0.70 W/kg; Power Drift = -0.03 dB

Peak SAR (extrapolated) = 1.96 W/kg

**SAR(1 g) = 0.837 W/kg**

Smallest distance from peaks to all points 3 dB below is 7.6 mm

Ratio of SAR at M2 to SAR at M1 = 71.7 %



# ELEMENT

**DUT: BCGA2926; Type: Portable Tablet; Serial: HV2K9**

Communication System: UID:10011 - CAC, WCDMA; MAIA: Y; Frequency: 1907.6 MHz  
Medium: 1900 Head; Medium parameters used:  
f = 1907.6 MHz; cond = 1.39 S/m; perm = 38.7; density = 1000 kg/m<sup>3</sup>  
Phantom Section: Flat; Space: 0.00 mm

Test Date: 01/23/2024; Ambient Temp: 22.0°C; Tissue Temp: 20.7°C

Probe: EX3DV4 - SN7682; ConvF:(8.85,8.85,8.85); Calibrated: 2023-05-11  
Sensor-Surface: 1.4mm (VMS + 6p)  
Electronics: DAE4 Sn1683; Calibrated: 2023-05-11  
Phantom: Twin-SAM V4.0; Serial: 1598  
Measurement SW: DASY Module SAR V16.2.0.1425

**Mode: UMTS 1900, Antenna 4b, Exp: Body| Top Edge, Ch. High**

**Area Scan (40.0 x 270.0):** Measurement grid: dx=5.0 mm, dy=15.0 mm

**Zoom Scan (30.0 x 30.0 x 30.0):** Measurement grid: dx=3.8 mm, dy=3.8 mm, dz=1.4 mm; Graded Ratio: 1.4


Reference Value = 0.92 W/kg; Power Drift = -0.05 dB

Peak SAR (extrapolated) = 3.06 W/kg

**SAR(1 g) = 0.853 W/kg**

Smallest distance from peaks to all points 3 dB below is 5.1 mm

Ratio of SAR at M2 to SAR at M1 = 65.4 %



# ELEMENT

**DUT: BCGA2926; Type: Portable Tablet; Serial: MVH MV**

Communication System: UID:10100 - CAE, LTE-FDD; MAIA: Y; Frequency: 680.5 MHz  
Medium: 750 Head; Medium parameters used:  
f = 680.5 MHz; cond = 0.858 S/m; perm = 42.1; density = 1000 kg/m<sup>3</sup>  
Phantom Section: Flat; Space: 0.00 mm

Test Date: 01/14/2024; Ambient Temp: 22.9°C; Tissue Temp: 23.0°C

Probe: EX3DV4 - SN7357; ConvF:(9.9,9.9,9.9); Calibrated: 2023-04-13  
Sensor-Surface: 1.4mm (VMS + 6p)  
Electronics: DAE4 Sn1582; Calibrated: 2023-04-14  
Phantom: Twin-SAM V8.0; Serial: 1866  
Measurement SW: DASY Module SAR V16.2.0.1425

**Mode: LTE Band 71, Antenna 3, Exp: Body| Top Edge, Ch. Mid,  
20 MHz Bandwidth, QPSK, 100 RB, 0 RB Offset**

**Area Scan (40.0 x 270.0):** Measurement grid: dx=5.0 mm, dy=15.0 mm

**Zoom Scan (30.0 x 30.0 x 30.0):** Measurement grid: dx=2.6 mm, dy=2.6 mm, dz=1.2 mm; Graded Ratio: 1.2


Reference Value = 0.58 W/kg; Power Drift = 0.03 dB

Peak SAR (extrapolated) = 4.93 W/kg

**SAR(1 g) = 0.833 W/kg**

Smallest distance from peaks to all points 3 dB below is 4.2 mm

Ratio of SAR at M2 to SAR at M1 = 55.2 %



# ELEMENT

**DUT: BCGA2926; Type: Portable Tablet; Serial: 5X2QD**

Communication System: UID:10154 - CAG, LTE-FDD; MAIA: Y; Frequency: 707.5 MHz  
Medium: 750 Head; Medium parameters used:  
f = 707.5 MHz; cond = 0.863 S/m; perm = 42.4; density = 1000 kg/m<sup>3</sup>  
Phantom Section: Flat; Space: 0.00 mm

Test Date: 01/06/2024; Ambient Temp: 23.7°C; Tissue Temp: 23.3°C

Probe: EX3DV4 - SN7357; ConvF:(9.9,9.9,9.9); Calibrated: 2023-04-13  
Sensor-Surface: 1.4mm (VMS + 6p)  
Electronics: DAE4 Sn1582; Calibrated: 2023-04-14  
Phantom: Twin-SAM V8.0; Serial: 1866  
Measurement SW: DASY Module SAR V16.2.0.1425

**Mode: LTE Band 12, Antenna 3, Exp: Body| Top Edge, Ch. Mid,  
10 MHz Bandwidth, QPSK, 25 RB, 12 RB Offset**

**Area Scan (40.0 x 270.0):** Measurement grid: dx=5.0 mm, dy=15.0 mm

**Zoom Scan (30.0 x 30.0 x 30.0):** Measurement grid: dx=2.9 mm, dy=2.9 mm, dz=1.2 mm; Graded Ratio: 1.2


Reference Value = 0.66 W/kg; Power Drift = 0.00 dB

Peak SAR (extrapolated) = 5.42 W/kg

**SAR(1 g) = 0.933 W/kg**

Smallest distance from peaks to all points 3 dB below is 4.1 mm

Ratio of SAR at M2 to SAR at M1 = 53.8 %



# ELEMENT

**DUT: BCGA2926; Type: Portable Tablet; Serial: HV2K9**

Communication System: UID:10154 - CAG, LTE-FDD; MAIA: Y; Frequency: 782.0 MHz  
Medium: 750 Head; Medium parameters used:  
f = 782.0 MHz; cond = 0.886 S/m; perm = 42.1; density = 1000 kg/m<sup>3</sup>  
Phantom Section: Flat; Space: 0.00 mm

Test Date: 01/06/2024; Ambient Temp: 23.7°C; Tissue Temp: 23.3°C

Probe: EX3DV4 - SN7357; ConvF:(9.9,9.9,9.9); Calibrated: 2023-04-13  
Sensor-Surface: 1.4mm (VMS + 6p)  
Electronics: DAE4 Sn1582; Calibrated: 2023-04-14  
Phantom: Twin-SAM V8.0; Serial: 1866  
Measurement SW: DASY Module SAR V16.2.0.1425

**Mode: LTE Band 13, Antenna 3, Exp: Body| Top Edge, Ch. Mid,  
10 MHz Bandwidth, QPSK, 25 RB, 12 RB Offset**

**Area Scan (40.0 x 270.0):** Measurement grid: dx=5.0 mm, dy=15.0 mm

**Zoom Scan (30.0 x 30.0 x 30.0):** Measurement grid: dx=2.6 mm, dy=2.6 mm, dz=1.2 mm; Graded Ratio: 1.2


Reference Value = 0.60 W/kg; Power Drift = 0.01 dB

Peak SAR (extrapolated) = 4.77 W/kg

**SAR(1 g) = 0.843 W/kg**

Smallest distance from peaks to all points 3 dB below is 4.0 mm

Ratio of SAR at M2 to SAR at M1 = 55.6 %



# ELEMENT

**DUT: BCGA2926; Type: Portable Tablet; Serial: P6MNX**

Communication System: UID:10154 - CAG, LTE-FDD; MAIA: Y; Frequency: 793.0 MHz  
Medium: 750 Head; Medium parameters used:  
f = 793.0 MHz; cond = 0.887 S/m; perm = 43.7; density = 1000 kg/m<sup>3</sup>  
Phantom Section: Flat; Space: 0.00 mm

Test Date: 01/08/2024; Ambient Temp: 20.0°C; Tissue Temp: 20.0°C

Probe: EX3DV4 - SN3949; ConvF:(10.55,10.55,10.55); Calibrated: 2023-10-02  
Sensor-Surface: 1.4mm (VMS + 6p)  
Electronics: DAE4 Sn1684; Calibrated: 2023-09-12  
Phantom: Twin-SAM V8.0; Serial: 1736  
Measurement SW: DASY Module SAR V16.2.0.1425

**Mode: LTE Band 14, Antenna 1, Exp: Body| Back Side, Ch. Mid,  
10 MHz Bandwidth, QPSK, 25 RB, 12 RB Offset**

**Area Scan (270.0 x 330.0):** Measurement grid: dx=15.0 mm, dy=15.0 mm

**Zoom Scan (30.0 x 30.0 x 30.0):** Measurement grid: dx=2.9 mm, dy=2.9 mm, dz=1.2 mm; Graded Ratio: 1.2

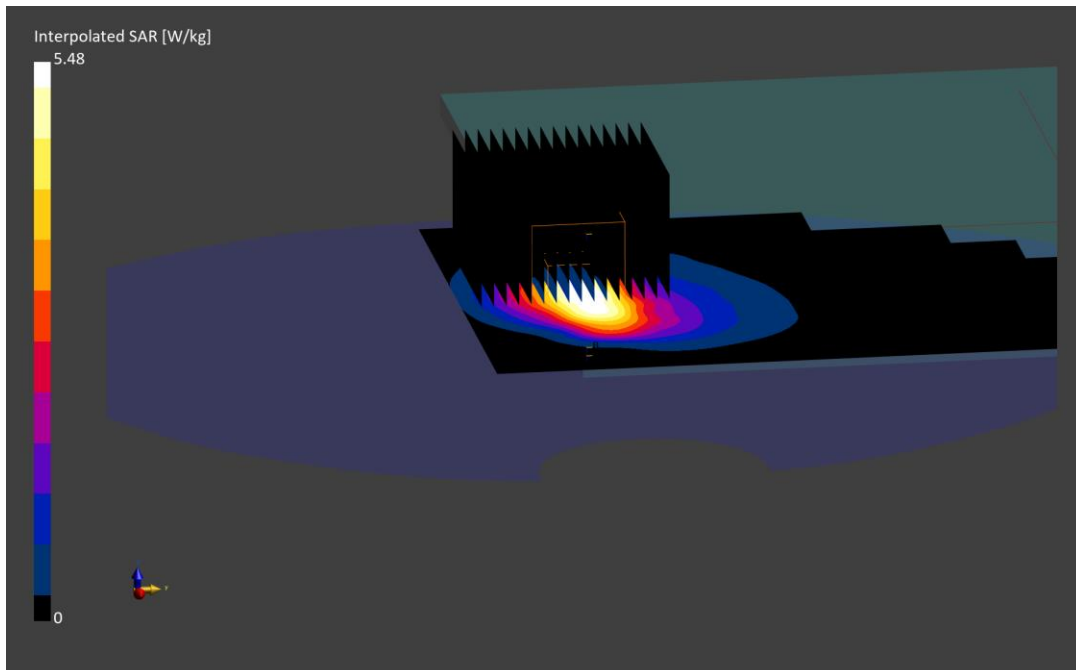
Reference Value = 0.50 W/kg; Power Drift = 0.00 dB

Peak SAR (extrapolated) = 5.48 W/kg

**SAR(1 g) = 0.899 W/kg**

Smallest distance from peaks to all points 3 dB below is 3.5 mm

Ratio of SAR at M2 to SAR at M1 = 44.8 %





# ELEMENT

**DUT: BCGA2926; Type: Portable Tablet; Serial: 2K74D**

Communication System: UID:10175 - CAH, LTE-FDD; MAIA: Y; Frequency: 819.0 MHz  
Medium: 835 Head; Medium parameters used:  
f = 819.0 MHz; cond = 0.880 S/m; perm = 41.3; density = 1000 kg/m<sup>3</sup>  
Phantom Section: Flat; Space: 0.00 mm

Test Date: 01/08/2024; Ambient Temp: 20.8°C; Tissue Temp: 20.5°C

Probe: EX3DV4 - SN7416; ConvF:(9.73,9.73,9.73); Calibrated: 2023-05-08  
Sensor-Surface: 1.4mm (VMS + 6p)  
Electronics: DAE4 Sn701; Calibrated: 2023-05-11  
Phantom: Twin-SAM V8.0; Serial: 2029  
Measurement SW: DASYS Module SAR V16.2.0.1425

**Mode: LTE Band 26, Antenna 1, Exp: Body| Back Side, Ch. Low,  
10 MHz Bandwidth, QPSK, 1 RB, 0 RB Offset**

**Area Scan (270.0 x 330.0):** Measurement grid: dx=15.0 mm, dy=15.0 mm

**Zoom Scan (34.0 x 34.0 x 30.0):** Measurement grid: dx=3.4 mm, dy=3.4 mm, dz=1.5 mm; Graded Ratio: 1.5


Reference Value = 0.61 W/kg; Power Drift = -0.01 dB

Peak SAR (extrapolated) = 3.73 W/kg

**SAR(1 g) = 0.851 W/kg**

Smallest distance from peaks to all points 3 dB below is 4.1 mm

Ratio of SAR at M2 to SAR at M1 = 51.8 %



# ELEMENT

**DUT: BCGA2926; Type: Portable Tablet; Serial: 022ML**

Communication System: UID:10175 - CAH, LTE-FDD; MAIA: Y; Frequency: 836.5 MHz  
Medium: 835 Head; Medium parameters used:  
f = 836.5 MHz; cond = 0.886 S/m; perm = 42.6; density = 1000 kg/m<sup>3</sup>  
Phantom Section: Flat; Space: 0.00 mm

Test Date: 01/04/2024; Ambient Temp: 20.8°C; Tissue Temp: 20.0°C

Probe: EX3DV4 - SN7416; ConvF:(9.73,9.73,9.73); Calibrated: 2023-05-08  
Sensor-Surface: 1.4mm (VMS + 6p)  
Electronics: DAE4 Sn701; Calibrated: 2023-05-11  
Phantom: Twin-SAM V8.0; Serial: 2029  
Measurement SW: DASY Module SAR V16.2.0.1425

**Mode: LTE Band 5, Antenna 1, Exp: Body| Back Side, Ch. Mid,  
10 MHz Bandwidth, QPSK, 1 RB, 25 RB Offset**

**Area Scan (270.0 x 330.0):** Measurement grid: dx=15.0 mm, dy=15.0 mm

**Zoom Scan (32.4 x 32.4 x 30.0):** Measurement grid: dx=2.7 mm, dy=2.7 mm, dz=1.5 mm; Graded Ratio: 1.5


Reference Value = 0.62 W/kg; Power Drift = -0.03 dB

Peak SAR (extrapolated) = 3.79 W/kg

**SAR(1 g) = 0.864 W/kg**

Smallest distance from peaks to all points 3 dB below is 3.8 mm

Ratio of SAR at M2 to SAR at M1 = 51.7 %



# ELEMENT

**DUT: BCGA2926; Type: Portable Tablet; Serial: 6T02Y**

Communication System: UID:10297 - AAE, LTE-FDD; MAIA: Y; Frequency: 1720.0 MHz  
Medium: 1750 Head; Medium parameters used:  
f = 1720.0 MHz; cond = 1.31 S/m; perm = 39.6; density = 1000 kg/m<sup>3</sup>  
Phantom Section: Flat; Space: 0.00 mm

Test Date: 01/18/2024; Ambient Temp: 21.4°C; Tissue Temp: 21.0°C

Probe: EX3DV4 - SN7639; ConvF:(8.98,8.98,8.98); Calibrated: 2023-11-09  
Sensor-Surface: 1.4mm (VMS + 6p)  
Electronics: DAE4 Sn1403; Calibrated: 2023-11-14  
Phantom: Twin-SAM V8.0; Serial: 2034  
Measurement SW: DASY Module SAR V16.2.0.1425

**Mode: LTE Band 66, Antenna 3, Exp: Body| Back Side, Ch. Low,  
20 MHz Bandwidth, QPSK, 50 RB, 25 RB Offset**

**Area Scan (270.0 x 330.0):** Measurement grid: dx=15.0 mm, dy=15.0 mm

**Zoom Scan (30.0 x 30.0 x 30.0):** Measurement grid: dx=6.0 mm, dy=6.0 mm, dz=1.5 mm; Graded Ratio: 1.5


Reference Value = 0.76 W/kg; Power Drift = -0.01 dB

Peak SAR (extrapolated) = 2.20 W/kg

**SAR(1 g) = 0.901 W/kg**

Smallest distance from peaks to all points 3 dB below is 7.7 mm

Ratio of SAR at M2 to SAR at M1 = 70.9 %



# ELEMENT

**DUT: BCGA2926; Type: Portable Tablet; Serial: HV2K9**

Communication System: UID:10297 - AAD, LTE-FDD; MAIA: Y; Frequency: 1882.5 MHz  
Medium: 1900 Head; Medium parameters used:  
f = 1882.5 MHz; cond = 1.38 S/m; perm = 38.2; density = 1000 kg/m<sup>3</sup>  
Phantom Section: Flat; Space: 0.00 mm

Test Date: 01/18/2024; Ambient Temp: 21.8°C; Tissue Temp: 21.4°C

Probe: EX3DV4 - SN7682; ConvF:(8.85,8.85,8.85); Calibrated: 2023-05-11  
Sensor-Surface: 1.4mm (VMS + 6p)  
Electronics: DAE4 Sn1683; Calibrated: 2023-05-11  
Phantom: Twin-SAM V4.0; Serial: 1598  
Measurement SW: DASY Module SAR V16.2.0.1425

**Mode: LTE Band 25, Antenna 4b, Exp: Body| Top Edge, Ch. Mid,  
20 MHz Bandwidth, QPSK, 50 RB, 50 RB Offset**

**Area Scan (40.0 x 270.0):** Measurement grid: dx=5.0 mm, dy=15.0 mm

**Zoom Scan (30.0 x 30.0 x 30.0):** Measurement grid: dx=3.8 mm, dy=3.8 mm, dz=1.4 mm; Graded Ratio: 1.4


Reference Value = 0.86 W/kg; Power Drift = 0.03 dB

Peak SAR (extrapolated) = 2.91 W/kg

**SAR(1 g) = 0.807 W/kg**

Smallest distance from peaks to all points 3 dB below is 5.4 mm

Ratio of SAR at M2 to SAR at M1 = 65.0 %



# ELEMENT

**DUT: BCGA2926; Type: Portable Tablet; Serial: YGX23**

Communication System: UID:10154 - CAH, LTE-FDD; MAIA: Y; Frequency: 2310.0 MHz  
Medium: 2450 Head; Medium parameters used:  
f = 2310.0 MHz; cond = 1.75 S/m; perm = 38.8; density = 1000 kg/m<sup>3</sup>  
Phantom Section: Flat; Space: 0.00 mm

Test Date: 01/22/2024; Ambient Temp: 20.5°C; Tissue Temp: 19.1°C

Probe: EX3DV4 - SN7308; ConvF:(8.22,8.22,8.22); Calibrated: 2023-02-13  
Sensor-Surface: 1.4mm (VMS + 6p)  
Electronics: DAE4 Sn467; Calibrated: 2023-02-15  
Phantom: Twin-SAM V8.0 (30deg probe tilt); Serial: 2058  
Measurement SW: DASYS Module SAR V16.2.0.1425

**Mode: LTE Band 30, Antenna 1, Exp: Body| Back Side, Ch. Mid,  
10 MHz Bandwidth, QPSK, 25 RB, 12 RB Offset**

**Area Scan (260.0 x 320.0):** Measurement grid: dx=10.0 mm, dy=10.0 mm

**Zoom Scan (30.0 x 30.0 x 30.0):** Measurement grid: dx=4.0 mm, dy=4.0 mm, dz=1.4 mm; Graded Ratio: 1.4


Reference Value = 0.93 W/kg; Power Drift = -0.03 dB

Peak SAR (extrapolated) = 2.27 W/kg

**SAR(1 g) = 0.853 W/kg**

Smallest distance from peaks to all points 3 dB below is 5.6 mm

Ratio of SAR at M2 to SAR at M1 = 77.7 %



# ELEMENT

**DUT: BCGA2926; Type: Portable Tablet; Serial: QWMK4**

Communication System: UID:10169 - CAE, LTE-FDD; MAIA: Y; Frequency: 2510.0 MHz  
Medium: 2450 Head; Medium parameters used:  
f = 2510.0 MHz; cond = 1.93 S/m; perm = 38.0; density = 1000 kg/m<sup>3</sup>  
Phantom Section: Flat; Space: 0.00 mm

Test Date: 01/04/2024; Ambient Temp: 21.1 °C; Tissue Temp: 23.4 °C

Probe: EX3DV4 - SN7546; ConvF:(7.29,7.29,7.29); Calibrated: 2023-04-14  
Sensor-Surface: 1.4mm (VMS + 6p)  
Electronics: DAE4 Sn1402; Calibrated: 2023-04-14  
Phantom: Twin-SAM V8.0 (30deg probe tilt); Serial: 1935  
Measurement SW: DASY Module SAR V16.2.0.1425

**Mode: LTE Band 7, Antenna 1, Exp: Body| Back Side, Ch. Low,  
20 MHz Bandwidth, QPSK, 1 RB, 50 RB Offset**

**Area Scan (260.0 x 320.0):** Measurement grid: dx=10.0 mm, dy=10.0 mm

**Zoom Scan (30.0 x 30.0 x 30.0):** Measurement grid: dx=4.2 mm, dy=4.2 mm, dz=1.5 mm; Graded Ratio: 1.5

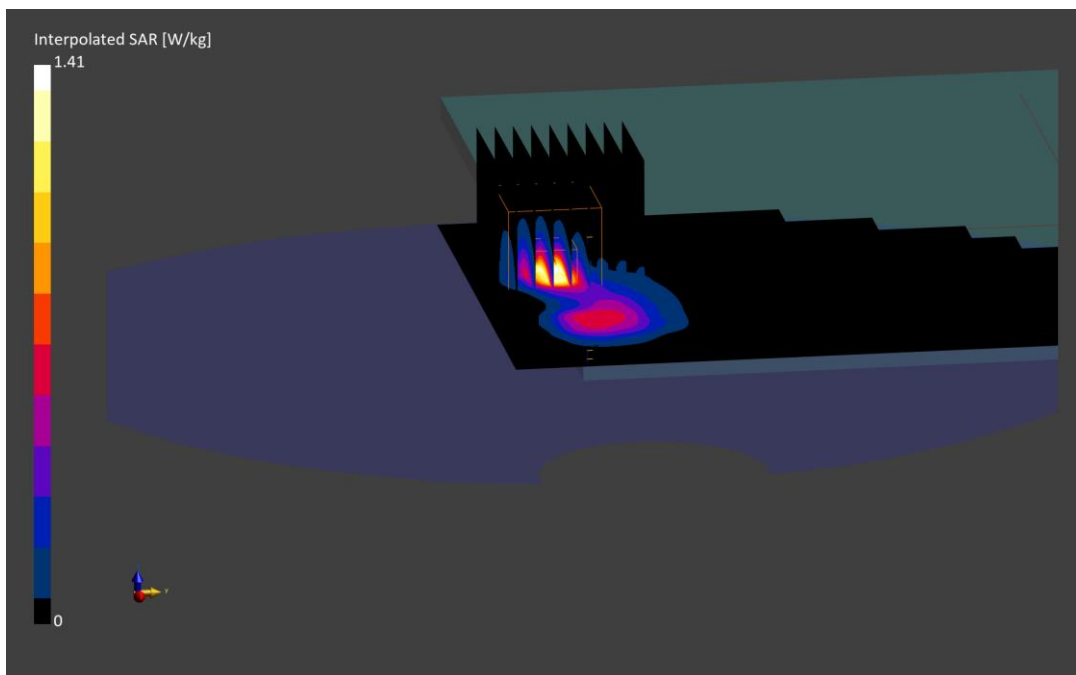
Reference Value = 1.20 W/kg; Power Drift = 0.01 dB

Peak SAR (extrapolated) = 3.30 W/kg

**SAR(1 g) = 0.965 W/kg**

Smallest distance from peaks to all points 3 dB below is 4.3 mm

Ratio of SAR at M2 to SAR at M1 = 65.0 %



# ELEMENT

**DUT: BCGA2926; Type: Portable Tablet; Serial: 022ML**

Communication System: UID:10494 - AAF, LTE-TDD; MAIA: Y; Frequency: 2593.0 MHz  
Medium: 2450 Head; Medium parameters used:  
f = 2593.0 MHz; cond = 2.02 S/m; perm = 37.6; density = 1000 kg/m<sup>3</sup>  
Phantom Section: Flat; Space: 0.00 mm

Test Date: 01/24/2024; Ambient Temp: 22.0°C; Tissue Temp: 24.6°C

Probe: EX3DV4 - SN7546; ConvF:(7.08,7.08,7.08); Calibrated: 2023-04-14  
Sensor-Surface: 1.4mm (VMS + 6p)  
Electronics: DAE4 Sn1402; Calibrated: 2023-04-14  
Phantom: Twin-SAM V8.0 (30deg probe tilt); Serial: 1935  
Measurement SW: DASY Module SAR V16.2.0.1425

**Mode: LTE Band 41, Antenna 2b, Exp: Body| Bottom Edge, Ch. Mid,  
20 MHz Bandwidth, QPSK, 50 RB, 25 RB Offset**

**Area Scan (40.0 x 260.0):** Measurement grid: dx=5.0 mm, dy=10.0 mm

**Zoom Scan (30.0 x 30.0 x 30.0):** Measurement grid: dx=2.9 mm, dy=2.9 mm, dz=1.2 mm; Graded Ratio: 1.2


Reference Value = 1.07 W/kg; Power Drift = 0.03 dB

Peak SAR (extrapolated) = 3.42 W/kg

**SAR(1 g) = 0.844 W/kg**

Smallest distance from peaks to all points 3 dB below is 4.1 mm

Ratio of SAR at M2 to SAR at M1 = 65.8 %



# ELEMENT

**DUT: BCGA2926; Type: Portable Tablet; Serial: WFG6R**

Communication System: UID:10435 - AAG, LTE-TDD; MAIA: Y; Frequency: 3690.0 MHz  
Medium: 3600 Head; Medium parameters used:  
f = 3690.0 MHz; cond = 3.17 S/m; perm = 36.3; density = 1000 kg/m<sup>3</sup>  
Phantom Section: Flat; Space: 0.00 mm

Test Date: 01/08/2024; Ambient Temp: 20.6°C; Tissue Temp: 19.6°C

Probe: EX3DV4 - SN7782; ConvF:(6.18,6.18,6.18); Calibrated: 2023-09-12  
Sensor-Surface: 1.4mm (VMS + 6p)  
Electronics: DAE4 Sn1646; Calibrated: 2023-09-08  
Phantom: Twin-SAM V8.0; Serial: 1944  
Measurement SW: DASY Module SAR V16.2.0.1425

**Mode: LTE Band 48, Antenna 4b ULCA, Exp: Body| Top Edge, Ch. High,  
20 MHz Bandwidth, QPSK, 1 RB, 0 RB Offset**

**Area Scan (40.0 x 260.0):** Measurement grid: dx=5.0 mm, dy=10.0 mm

**Zoom Scan (28.0 x 28.0 x 28.0):** Measurement grid: dx=2.6 mm, dy=2.6 mm, dz=1.2 mm; Graded Ratio: 1.2

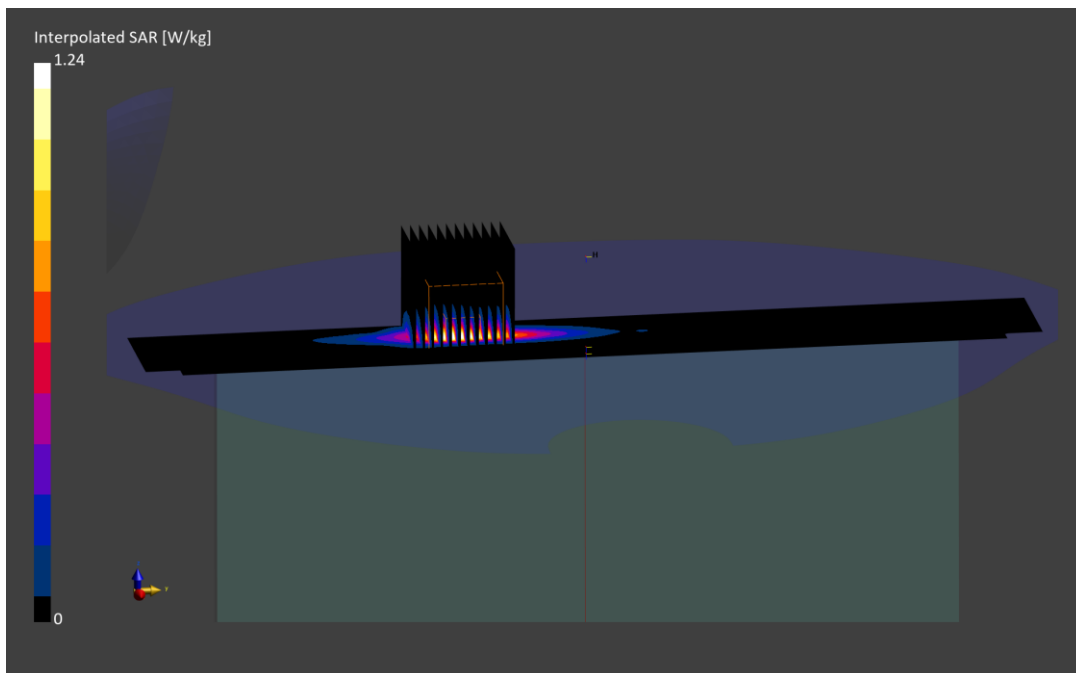
Reference Value = 0.70 W/kg; Power Drift = -0.03 dB

Peak SAR (extrapolated) = 5.52 W/kg

**SAR(1 g) = 0.919 W/kg**

Smallest distance from peaks to all points 3 dB below is 3.7 mm

Ratio of SAR at M2 to SAR at M1 = 57.4 %





# ELEMENT

**DUT: BCGA2926; Type: Portable Tablet; Serial: MVH MV**

Communication System: UID:10770 - AAD, CW; MAIA: Y; Frequency: 680.5 MHz  
Medium: 750 Head; Medium parameters used:  
f = 680.5 MHz; cond = 0.847 S/m; perm = 42.3; density = 1000 kg/m<sup>3</sup>  
Phantom Section: Flat; Space: 0.00 mm

Test Date: 01/18/2024; Ambient Temp: 22.5°C; Tissue Temp: 23.2°C

Probe: EX3DV4 - SN7357; ConvF:(9.9,9.9,9.9); Calibrated: 2023-04-13  
Sensor-Surface: 1.4mm (VMS + 6p)  
Electronics: DAE4 Sn1582; Calibrated: 2023-04-14  
Phantom: Twin-SAM V8.0; Serial: 1866  
Measurement SW: DASYS Module SAR V16.2.0.1425

**Mode: NR Band n71, Antenna 3, Exp: Body| Top Edge, Ch. 136100,  
20 MHz Bandwidth, CP-OFDM QPSK, 1 RB, 1 RB Offset**

**Area Scan (36.0 x 256.0):** Measurement grid: dx=6.0 mm, dy=8.0 mm

**Zoom Scan (30.0 x 30.0 x 30.0):** Measurement grid: dx=2.6 mm, dy=2.6 mm, dz=1.2 mm; Graded Ratio: 1.2


Reference Value = 0.63 W/kg; Power Drift = -0.09 dB

Peak SAR (extrapolated) = 4.99 W/kg

**SAR(1 g) = 0.869 W/kg**

Smallest distance from peaks to all points 3 dB below is 3.8 mm

Ratio of SAR at M2 to SAR at M1 = 55.6 %



# ELEMENT

**DUT: BCGA2926; Type: Portable Tablet; Serial: CV0TW**

Communication System: UID:10930 - AAC, 5G NR FR1 FDD; MAIA: Y; Frequency: 707.5 MHz  
Medium: 750 Head; Medium parameters used:  
f = 707.5 MHz; cond = 0.862 S/m; perm = 40.8; density = 1000 kg/m<sup>3</sup>  
Phantom Section: Flat; Space: 0.00 mm

Test Date: 01/18/2024; Ambient Temp: 23.0°C; Tissue Temp: 21.9°C

Probe: EX3DV4 - SN3949; ConvF:(10.55,10.55,10.55); Calibrated: 2023-10-02  
Sensor-Surface: 1.4mm (VMS + 6p)  
Electronics: DAE4 Sn1684; Calibrated: 2023-09-12  
Phantom: Twin-SAM V8.0; Serial: 1736  
Measurement SW: DASY Module SAR V16.2.0.1425

**Mode: NR Band n12, Antenna 1, Exp: Body| Back Side, Ch. 141500,  
15 MHz Bandwidth, DFT-s-OFDM QPSK, 1 RB, 1 RB Offset**

**Area Scan (270.0 x 330.0):** Measurement grid: dx=15.0 mm, dy=15.0 mm

**Zoom Scan (33.6 x 33.6 x 30.0):** Measurement grid: dx=2.8 mm, dy=2.8 mm, dz=1.5 mm; Graded Ratio: 1.5


Reference Value = 0.52 W/kg; Power Drift = 0.00 dB

Peak SAR (extrapolated) = 4.69 W/kg

**SAR(1 g) = 0.909 W/kg**

Smallest distance from peaks to all points 3 dB below is 4.0 mm

Ratio of SAR at M2 to SAR at M1 = 48.1 %



# ELEMENT

**DUT: BCGA2926; Type: Portable Tablet; Serial: QWMK4**

Communication System: UID:10768 - AAD, CW; MAIA: Y; Frequency: 793.0 MHz  
Medium: 750 Head; Medium parameters used:  
f = 793.0 MHz; cond = 0.892 S/m; perm = 40.6; density = 1000 kg/m<sup>3</sup>  
Phantom Section: Flat; Space: 0.00 mm

Test Date: 01/18/2024; Ambient Temp: 23.0°C; Tissue Temp: 21.9°C

Probe: EX3DV4 - SN3949; ConvF:(10.55,10.55,10.55); Calibrated: 2023-10-02  
Sensor-Surface: 1.4mm (VMS + 6p)  
Electronics: DAE4 Sn1684; Calibrated: 2023-09-12  
Phantom: Twin-SAM V8.0; Serial: 1736  
Measurement SW: DASY Module SAR V16.2.0.1425

**Mode: NR Band n14, Antenna 1, Exp: Body| Back Side, Ch. 158600,  
10 MHz Bandwidth, CP-OFDM QPSK, 1 RB, 1 RB Offset**

**Area Scan (270.0 x 330.0):** Measurement grid: dx=15.0 mm, dy=15.0 mm

**Zoom Scan (30.8 x 30.8 x 30.0):** Measurement grid: dx=2.2 mm, dy=2.2 mm, dz=1.5 mm; Graded Ratio: 1.5


Reference Value = 0.47 W/kg; Power Drift = 0.00 dB

Peak SAR (extrapolated) = 5.55 W/kg

**SAR(1 g) = 0.899 W/kg**

Smallest distance from peaks to all points 3 dB below is 3.6 mm

Ratio of SAR at M2 to SAR at M1 = 39.6 %



# ELEMENT

**DUT: BCGA2926; Type: Portable Tablet; Serial: N6P4D**

Communication System: UID:10931 - AAC, 5G NR FR1 FDD; MAIA: Y; Frequency: 831.5 MHz  
Medium: 835 Head; Medium parameters used:  
f = 831.5 MHz; cond = 0.885 S/m; perm = 41.2; density = 1000 kg/m<sup>3</sup>  
Phantom Section: Flat; Space: 0.00 mm

Test Date: 01/08/2024; Ambient Temp: 20.8°C; Tissue Temp: 20.5°C

Probe: EX3DV4 - SN7416; ConvF:(9.73,9.73,9.73); Calibrated: 2023-05-08  
Sensor-Surface: 1.4mm (VMS + 6p)  
Electronics: DAE4 Sn701; Calibrated: 2023-05-11  
Phantom: Twin-SAM V8.0; Serial: 2029  
Measurement SW: DASY Module SAR V16.2.0.1425

**Mode: NR Band n26, Antenna 1, Exp: Body| Back Side, Ch. 166300,  
20 MHz Bandwidth, DFT-s-OFDM QPSK, 1 RB, 1 RB Offset**

**Area Scan (270.0 x 330.0):** Measurement grid: dx=15.0 mm, dy=15.0 mm

**Zoom Scan (30.0 x 30.0 x 30.0):** Measurement grid: dx=2.6 mm, dy=2.6 mm, dz=1.2 mm; Graded Ratio: 1.2


Reference Value = 0.59 W/kg; Power Drift = 0.01 dB

Peak SAR (extrapolated) = 4.39 W/kg

**SAR(1 g) = 0.865 W/kg**

Smallest distance from peaks to all points 3 dB below is 3.7 mm

Ratio of SAR at M2 to SAR at M1 = 54.6 %



# ELEMENT

**DUT: BCGA2926; Type: Portable Tablet; Serial: 022ML**

Communication System: UID:10931 - AAC, 5G NR FR1 FDD; MAIA: Y; Frequency: 836.5 MHz  
Medium: 835 Head; Medium parameters used:  
f = 836.5 MHz; cond = 0.886 S/m; perm = 42.6; density = 1000 kg/m<sup>3</sup>  
Phantom Section: Flat; Space: 0.00 mm

Test Date: 01/04/2024; Ambient Temp: 20.8°C; Tissue Temp: 20.0°C

Probe: EX3DV4 - SN7416; ConvF:(9.73,9.73,9.73); Calibrated: 2023-05-08  
Sensor-Surface: 1.4mm (VMS + 6p)  
Electronics: DAE4 Sn701; Calibrated: 2023-05-11  
Phantom: Twin-SAM V8.0; Serial: 2029  
Measurement SW: DASY Module SAR V16.2.0.1425

**Mode: NR Band n5, Antenna 1, Exp: Body| Back Side, Ch. 167300,  
20 MHz Bandwidth, DFT-s-OFDM QPSK, 1 RB, 1 RB Offset**

**Area Scan (270.0 x 330.0):** Measurement grid: dx=15.0 mm, dy=15.0 mm

**Zoom Scan (32.0 x 32.0 x 30.0):** Measurement grid: dx=3.2 mm, dy=3.2 mm, dz=1.5 mm; Graded Ratio: 1.5


Reference Value = 0.64 W/kg; Power Drift = 0.00 dB

Peak SAR (extrapolated) = 3.86 W/kg

**SAR(1 g) = 0.899 W/kg**

Smallest distance from peaks to all points 3 dB below is 3.9 mm

Ratio of SAR at M2 to SAR at M1 = 52.8 %



# ELEMENT

**DUT: BCGA2926; Type: Portable Tablet; Serial: TR6RF**

Communication System: UID:10769 - AAD, CW; MAIA: Y; Frequency: 1702.5 MHz  
Medium: 1750 Head; Medium parameters used:  
f = 1702.5 MHz; cond = 1.33 S/m; perm = 39.6; density = 1000 kg/m<sup>3</sup>  
Phantom Section: Flat; Space: 0.00 mm

Test Date: 01/16/2024; Ambient Temp: 21.5°C; Tissue Temp: 21.3°C

Probe: EX3DV4 - SN7639; ConvF:(8.98,8.98,8.98); Calibrated: 2023-11-09  
Sensor-Surface: 1.4mm (VMS + 6p)  
Electronics: DAE4 Sn1403; Calibrated: 2023-11-14  
Phantom: Twin-SAM V8.0; Serial: 2034  
Measurement SW: DASY Module SAR V16.2.0.1425

**Mode: NR Band n70, Antenna 3, Exp: Body| Right Edge, Ch. 340500,  
15 MHz Bandwidth, CP-OFDM QPSK, 1 RB, 1 RB Offset**

**Area Scan (40.0 x 330.0):** Measurement grid: dx=5.0 mm, dy=15.0 mm

**Zoom Scan (30.0 x 30.0 x 30.0):** Measurement grid: dx=3.4 mm, dy=3.4 mm, dz=1.4 mm; Graded Ratio: 1.4


Reference Value = 0.71 W/kg; Power Drift = 0.00 dB

Peak SAR (extrapolated) = 2.80 W/kg

**SAR(1 g) = 0.802 W/kg**

Smallest distance from peaks to all points 3 dB below is 5.2 mm

Ratio of SAR at M2 to SAR at M1 = 67.1 %



# ELEMENT

**DUT: BCGA2926; Type: Portable Tablet; Serial: 6T02Y**

Communication System: UID:10773 - AAD, CW; MAIA: Y; Frequency: 1745.0 MHz  
Medium: 1750 Head; Medium parameters used:  
f = 1745.0 MHz; cond = 1.33 S/m; perm = 39.5; density = 1000 kg/m<sup>3</sup>  
Phantom Section: Flat; Space: 0.00 mm

Test Date: 01/18/2024; Ambient Temp: 21.4°C; Tissue Temp: 21.0°C

Probe: EX3DV4 - SN7639; ConvF:(8.98,8.98,8.98); Calibrated: 2023-11-09  
Sensor-Surface: 1.4mm (VMS + 6p)  
Electronics: DAE4 Sn1403; Calibrated: 2023-11-14  
Phantom: Twin-SAM V8.0; Serial: 2034  
Measurement SW: DASY Module SAR V16.2.0.1425

**Mode: NR Band n66, Antenna 3, Exp: Body| Right Edge, Ch. 349000,  
40 MHz Bandwidth, CP-OFDM QPSK, 1 RB, 1 RB Offset**

**Area Scan (40.0 x 330.0):** Measurement grid: dx=5.0 mm, dy=15.0 mm

**Zoom Scan (30.0 x 30.0 x 30.0):** Measurement grid: dx=3.9 mm, dy=3.9 mm, dz=1.4 mm; Graded Ratio: 1.4


Reference Value = 0.82 W/kg; Power Drift = -0.03 dB

Peak SAR (extrapolated) = 3.15 W/kg

**SAR(1 g) = 0.910 W/kg**

Smallest distance from peaks to all points 3 dB below is 5.3 mm

Ratio of SAR at M2 to SAR at M1 = 67.7 %



# ELEMENT

**DUT: BCGA2926; Type: Portable Tablet; Serial: HV2K9**

Communication System: UID:10950 - AAC, 5G NR FR1 FDD; MAIA: Y; Frequency: 1882.5 MHz  
Medium: 1900 Head; Medium parameters used:  
f = 1882.5 MHz; cond = 1.38 S/m; perm = 38.2; density = 1000 kg/m<sup>3</sup>  
Phantom Section: Flat; Space: 0.00 mm

Test Date: 01/18/2024; Ambient Temp: 21.8°C; Tissue Temp: 21.4°C

Probe: EX3DV4 - SN7682; ConvF:(8.85,8.85,8.85); Calibrated: 2023-05-11  
Sensor-Surface: 1.4mm (VMS + 6p)  
Electronics: DAE4 Sn1683; Calibrated: 2023-05-11  
Phantom: Twin-SAM V4.0; Serial: 1598  
Measurement SW: DASY Module SAR V16.2.0.1425

**Mode: NR Band n25, Antenna 4b, Exp: Body| Top Edge, Ch. 376500,  
40 MHz Bandwidth, DFT-s-OFDM QPSK, 216 RB, 0 RB Offset**

**Area Scan (40.0 x 270.0):** Measurement grid: dx=5.0 mm, dy=15.0 mm

**Zoom Scan (30.0 x 30.0 x 30.0):** Measurement grid: dx=3.8 mm, dy=3.8 mm, dz=1.4 mm; Graded Ratio: 1.4


Reference Value = 0.93 W/kg; Power Drift = -0.01 dB

Peak SAR (extrapolated) = 3.30 W/kg

**SAR(1 g) = 0.878 W/kg**

Smallest distance from peaks to all points 3 dB below is 4.9 mm

Ratio of SAR at M2 to SAR at M1 = 62.5 %





# ELEMENT

**DUT: BCGA2926; Type: Portable Tablet; Serial: 7XTYO**

Communication System: UID:10768 - AAE, CW; MAIA: Y; Frequency: 2310.0 MHz  
Medium: 2450 Head; Medium parameters used:  
f = 2310.0 MHz; cond = 1.74 S/m; perm = 38.0; density = 1000 kg/m<sup>3</sup>  
Phantom Section: Flat; Space: 0.00 mm

Test Date: 01/17/2024; Ambient Temp: 20.7°C; Tissue Temp: 24.0°C

Probe: EX3DV4 - SN7308; ConvF:(8.22,8.22,8.22); Calibrated: 2023-02-13  
Sensor-Surface: 1.4mm (VMS + 6p)  
Electronics: DAE4 Sn467; Calibrated: 2023-02-15  
Phantom: Twin-SAM V8.0 (30deg probe tilt); Serial: 2058  
Measurement SW: DASY Module SAR V16.2.0.1425

**Mode: NR Band n30, Antenna 3, Exp: Body| Back Side, Ch. 462000,  
10 MHz Bandwidth, CP-OFDM QPSK, 1 RB, 1 RB Offset**

**Area Scan (260.0 x 320.0):** Measurement grid: dx=10.0 mm, dy=10.0 mm

**Zoom Scan (30.6 x 30.6 x 30.0):** Measurement grid: dx=3.4 mm, dy=3.4 mm, dz=1.5 mm; Graded Ratio: 1.5


Reference Value = 0.91 W/kg; Power Drift = 0.09 dB

Peak SAR (extrapolated) = 2.73 W/kg

**SAR(1 g) = 0.936 W/kg**

Smallest distance from peaks to all points 3 dB below is 4.8 mm

Ratio of SAR at M2 to SAR at M1 = 68.3 %



# ELEMENT

**DUT: BCGA2926; Type: Portable Tablet; Serial: QWMK4**

Communication System: UID:10773 - AAD, CW; MAIA: Y; Frequency: 2535.0 MHz  
Medium: 2450 Head; Medium parameters used:  
f = 2535.0 MHz; cond = 1.87 S/m; perm = 37.6; density = 1000 kg/m<sup>3</sup>  
Phantom Section: Flat; Space: 0.00 mm

Test Date: 01/22/2024; Ambient Temp: 21.3°C; Tissue Temp: 24.0°C

Probe: EX3DV4 - SN7546; ConvF:(7.08,7.08,7.08); Calibrated: 2023-04-14  
Sensor-Surface: 1.4mm (VMS + 6p)  
Electronics: DAE4 Sn1402; Calibrated: 2023-04-14  
Phantom: Twin-SAM V8.0 (30deg probe tilt); Serial: 1935  
Measurement SW: DASY Module SAR V16.2.0.1425

**Mode: NR Band n7, Antenna 1, Exp: Body| Back Side, Ch. 507000,  
40 MHz Bandwidth, CP-OFDM QPSK, 1 RB, 1 RB Offset**

**Area Scan (260.0 x 320.0):** Measurement grid: dx=10.0 mm, dy=10.0 mm

**Zoom Scan (30.0 x 30.0 x 30.0):** Measurement grid: dx=3.0 mm, dy=3.0 mm, dz=1.5 mm; Graded Ratio: 1.5

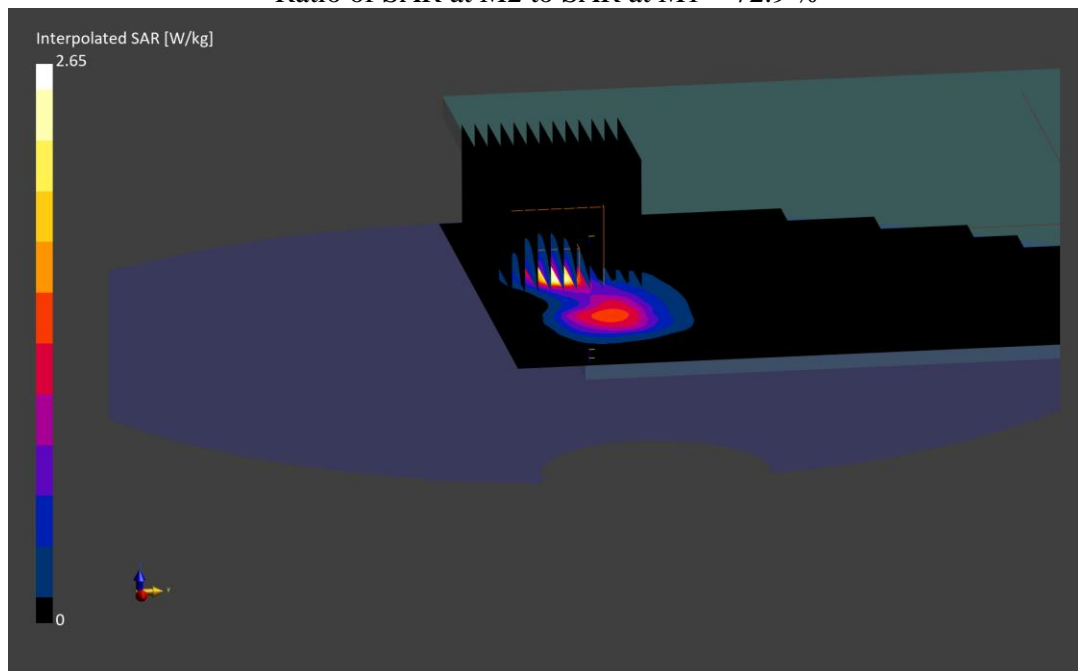
Reference Value = 0.99 W/kg; Power Drift = -0.02 dB

Peak SAR (extrapolated) = 2.65 W/kg

**SAR(1 g) = 0.803 W/kg**

Smallest distance from peaks to all points 3 dB below is 3.6 mm

Ratio of SAR at M2 to SAR at M1 = 72.9 %



# ELEMENT

**DUT: CC2214; Type: Portable Tablet; Serial: FH74G**

Communication System: UID:10917 - AAB, 5G NR FR1 TDD; MAIA: Y; Frequency: 2593.0 MHz

Medium: 2450 Head; Medium parameters used:

$f = 2593.0$  MHz;  $\text{cond} = 1.99$  S/m;  $\text{perm} = 38.5$ ;  $\text{density} = 1000$  kg/m<sup>3</sup>

Phantom Section: Flat; Space: 0.00 mm

Test Date: 01/20/2024; Ambient Temp: 21.2°C; Tissue Temp: 21.5°C

Probe: EX3DV4 - SN7532; ConvF:(7.53,7.53,7.53); Calibrated: 2023-04-18

Sensor-Surface: 1.4mm (VMS + 6p)

Electronics: DAE4 Sn501; Calibrated: 2023-04-14

Phantom: Twin-SAM V8.0; Serial: 2067

Measurement SW: DASY Module SAR V16.2.0.1425

**Mode: NR Band n41, Antenna 4b, Exp: Body| Top Edge, Ch. 518598,  
100 MHz Bandwidth, DFT-s-OFDM QPSK, 135 RB, 69 RB Offset**

**Area Scan (40.0 x 260.0):** Measurement grid:  $dx=5.0$  mm,  $dy=10.0$  mm

**Zoom Scan (30.0 x 30.0 x 30.0):** Measurement grid:  $dx=2.6$  mm,  $dy=2.6$  mm,  $dz=1.2$  mm; Graded Ratio: 1.2

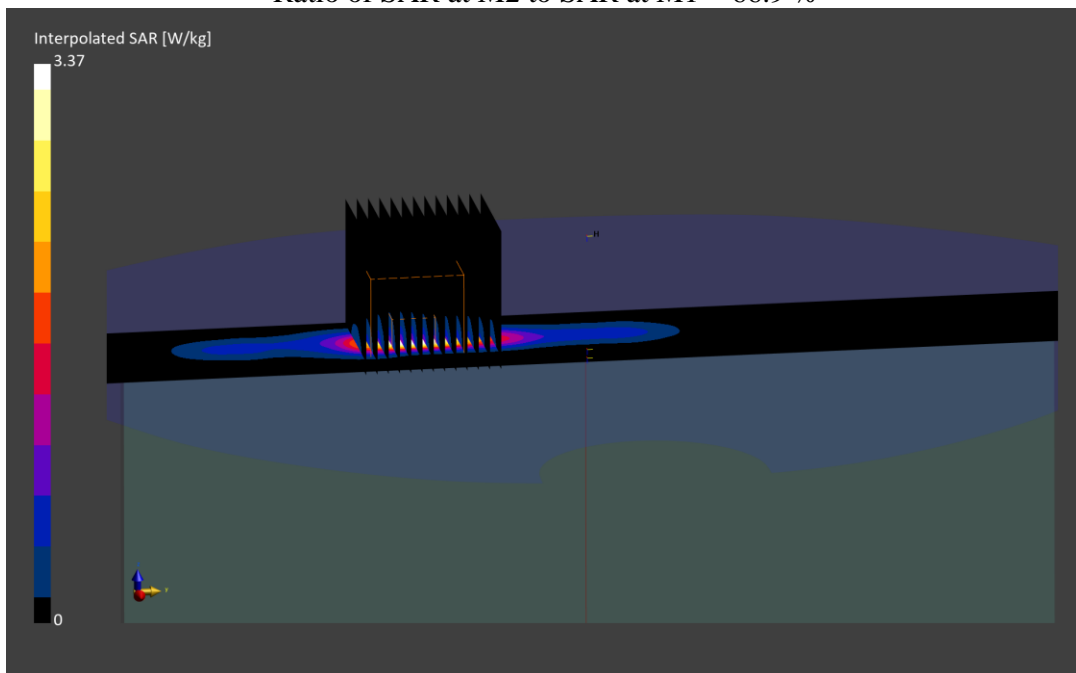
Reference Value = 1.17 W/kg; Power Drift = 0.00 dB

Peak SAR (extrapolated) = 3.37 W/kg

**SAR(1 g) = 0.826 W/kg**

Smallest distance from peaks to all points 3 dB below is 4.2 mm

Ratio of SAR at M2 to SAR at M1 = 66.9 %



# ELEMENT

**DUT: BCGA2926; Type: Portable Tablet; Serial: WFG6R**

Communication System: UID:10913 - AAB, 5G NR FR1 TDD; MAIA: Y; Frequency: 3680.0 MHz  
Medium: 3600 Head; Medium parameters used:  
f = 3680.0 MHz; cond = 3.11 S/m; perm = 36.2; density = 1000 kg/m<sup>3</sup>  
Phantom Section: Flat; Space: 0.00 mm

Test Date: 01/11/2024; Ambient Temp: 21.4°C; Tissue Temp: 20.3°C

Probe: EX3DV4 - SN7782; ConvF:(6.18,6.18,6.18); Calibrated: 2023-09-12  
Sensor-Surface: 1.4mm (VMS + 6p)  
Electronics: DAE4 Sn1646; Calibrated: 2023-09-08  
Phantom: Twin-SAM V8.0; Serial: 1944  
Measurement SW: DASY Module SAR V16.2.0.1425

**Mode: NR Band n48, Antenna 4b, Exp: Body| Top Edge, Ch. 645332,  
40 MHz Bandwidth, DFT-s-OFDM QPSK, 50 RB, 56 RB Offset**

**Area Scan (40.0 x 260.0):** Measurement grid: dx=5.0 mm, dy=10.0 mm

**Zoom Scan (28.0 x 28.0 x 28.0):** Measurement grid: dx=2.6 mm, dy=2.6 mm, dz=1.2 mm; Graded Ratio: 1.2


Reference Value = 0.68 W/kg; Power Drift = -0.04 dB

Peak SAR (extrapolated) = 5.28 W/kg

**SAR(1 g) = 0.904 W/kg**

Smallest distance from peaks to all points 3 dB below is 3.7 mm

Ratio of SAR at M2 to SAR at M1 = 58.6 %



# ELEMENT

**DUT: BCGA2926; Type: Portable Tablet; Serial: W24G3**

Communication System: UID:10803 - AAD, CW; MAIA: Y; Frequency: 3500.0 MHz  
Medium: 3600 Head; Medium parameters used:  
f = 3500.0 MHz; cond = 2.97 S/m; perm = 36.4; density = 1000 kg/m<sup>3</sup>  
Phantom Section: Flat; Space: 0.00 mm

Test Date: 01/11/2024; Ambient Temp: 21.4°C; Tissue Temp: 20.3°C

Probe: EX3DV4 - SN7782; ConvF:(6.19,6.19,6.19); Calibrated: 2023-09-12  
Sensor-Surface: 1.4mm (VMS + 6p)  
Electronics: DAE4 Sn1646; Calibrated: 2023-09-08  
Phantom: Twin-SAM V8.0; Serial: 1944  
Measurement SW: DASY Module SAR V16.2.0.1425

**Mode: NR Band n77 DoD, Antenna 2b, Exp: Body| Bottom Edge, Ch. 633334,  
100 MHz Bandwidth, CP-OFDM QPSK, 1 RB, 1 RB Offset**

**Area Scan (40.0 x 260.0):** Measurement grid: dx=5.0 mm, dy=10.0 mm

**Zoom Scan (28.0 x 28.0 x 28.0):** Measurement grid: dx=2.6 mm, dy=2.6 mm, dz=1.2 mm; Graded Ratio: 1.2


Reference Value = 0.56 W/kg; Power Drift = -0.20 dB

Peak SAR (extrapolated) = 4.12 W/kg

**SAR(1 g) = 0.719 W/kg**

Smallest distance from peaks to all points 3 dB below is 3.7 mm

Ratio of SAR at M2 to SAR at M1 = 58.5 %



# ELEMENT

**DUT: BCGA2926; Type: Portable Tablet; Serial: W24G3**

Communication System: UID:10866 - AAD, 5G NR FR1 TDD; MAIA: Y; Frequency: 3930.0 MHz  
Medium: 3600 Head; Medium parameters used:  
f = 3930.0 MHz; cond = 3.38 S/m; perm = 36.0; density = 1000 kg/m<sup>3</sup>  
Phantom Section: Flat; Space: 0.00 mm

Test Date: 01/08/2024; Ambient Temp: 20.6°C; Tissue Temp: 19.6°C

Probe: EX3DV4 - SN7782; ConvF:(5.65,5.65,5.65); Calibrated: 2023-09-12  
Sensor-Surface: 1.4mm (VMS + 6p)  
Electronics: DAE4 Sn1646; Calibrated: 2023-09-08  
Phantom: Twin-SAM V8.0; Serial: 1944  
Measurement SW: DASY Module SAR V16.2.0.1425

**Mode: NR Band n77, Antenna 2b, Exp: Body| Bottom Edge, Ch. 662000,  
100 MHz Bandwidth, DFT-s-OFDM QPSK, 1 RB, 1 RB Offset**

**Area Scan (40.0 x 260.0):** Measurement grid: dx=5.0 mm, dy=10.0 mm

**Zoom Scan (28.0 x 28.0 x 28.0):** Measurement grid: dx=2.2 mm, dy=2.2 mm, dz=1.2 mm; Graded Ratio: 1.2

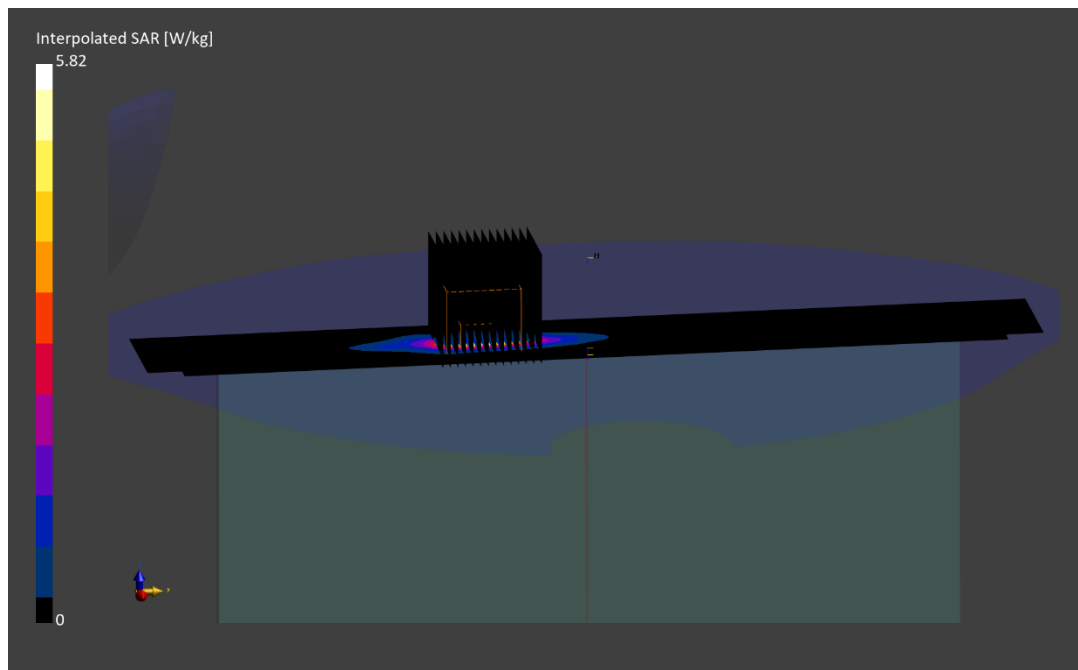
Reference Value = 0.71 W/kg; Power Drift = 0.06 dB

Peak SAR (extrapolated) = 5.82 W/kg

**SAR(1 g) = 0.975 W/kg**

Smallest distance from peaks to all points 3 dB below is 3.6 mm

Ratio of SAR at M2 to SAR at M1 = 57.6 %



# ELEMENT

**DUT: BCGA2926; Type: Portable Tablet; Serial: PFJKX**

Communication System: UID:10415 - AAA, WLAN; MAIA: Y; Frequency: 2412.0 MHz  
Medium: 2450 Head; Medium parameters used:  
f = 2412.0 MHz; cond = 1.73 S/m; perm = 41.0; density = 1000 kg/m<sup>3</sup>  
Phantom Section: Flat; Space: 0.00 mm

Test Date: 01/12/2024; Ambient Temp: 20.8°C; Tissue Temp: 19.7°C

Probe: EX3DV4 - SN7421; ConvF:(7.45,7.45,7.45); Calibrated: 2023-03-16  
Sensor-Surface: 1.4mm (VMS + 6p)  
Electronics: DAE4 Sn604; Calibrated: 2023-03-15  
Phantom: Twin-SAM V8.0; Serial: 2070  
Measurement SW: DASY Module SAR V16.2.0.1425

**Mode: IEEE 802.11b, 22 MHz Bandwidth, Antenna 4a,  
Variant 2, Exp: Body| Back Side, Ch. 1, 1Mbps**

**Area Scan (260.0 x 320.0):** Measurement grid: dx=10.0 mm, dy=10.0 mm

**Zoom Scan (30.0 x 30.0 x 30.0):** Measurement grid: dx=2.9 mm, dy=2.9 mm, dz=1.2 mm; Graded Ratio: 1.2


Reference Value = 0.97 W/kg; Power Drift = 0.02 dB

Peak SAR (extrapolated) = 5.00 W/kg

**SAR(1 g) = 1.10 W/kg**

Smallest distance from peaks to all points 3 dB below is 3.6 mm

Ratio of SAR at M2 to SAR at M1 = 58.0 %



# ELEMENT

**DUT: BCGA2926; Type: Portable Tablet; Serial: P6MNX**

Communication System: UID:10544 - AAC, WLAN; MAIA: Y; Frequency: 5290.0 MHz  
Medium: 5200-5800 Head; Medium parameters used:  
f = 5290.0 MHz; cond = 4.54 S/m; perm = 35.8; density = 1000 kg/m<sup>3</sup>  
Phantom Section: Flat; Space: 0.00 mm

Test Date: 01/08/2024; Ambient Temp: 19.0°C; Tissue Temp: 20.0°C

Probe: EX3DV4 - SN3746; ConvF:(5.12,5.12,5.12); Calibrated: 2023-10-16  
Sensor-Surface: 1.4mm (VMS + 6p)  
Electronics: DAE4 Sn1237; Calibrated: 2023-10-18  
Phantom: Twin-SAM V8.0; Serial: 2027  
Measurement SW: DASY Module SAR V16.2.0.1425

**Mode: IEEE 802.11ac, U-NII-2A, 80 MHz Bandwidth, Antenna 2a,  
Variant 2, Exp: Body| Back Side, Ch. 58, 29.3 Mbps**

**Area Scan (260.0 x 320.0):** Measurement grid: dx=10.0 mm, dy=10.0 mm

**Zoom Scan (22.0 x 22.0 x 22.0):** Measurement grid: dx=2.6 mm, dy=2.6 mm, dz=1.2 mm; Graded Ratio: 1.2

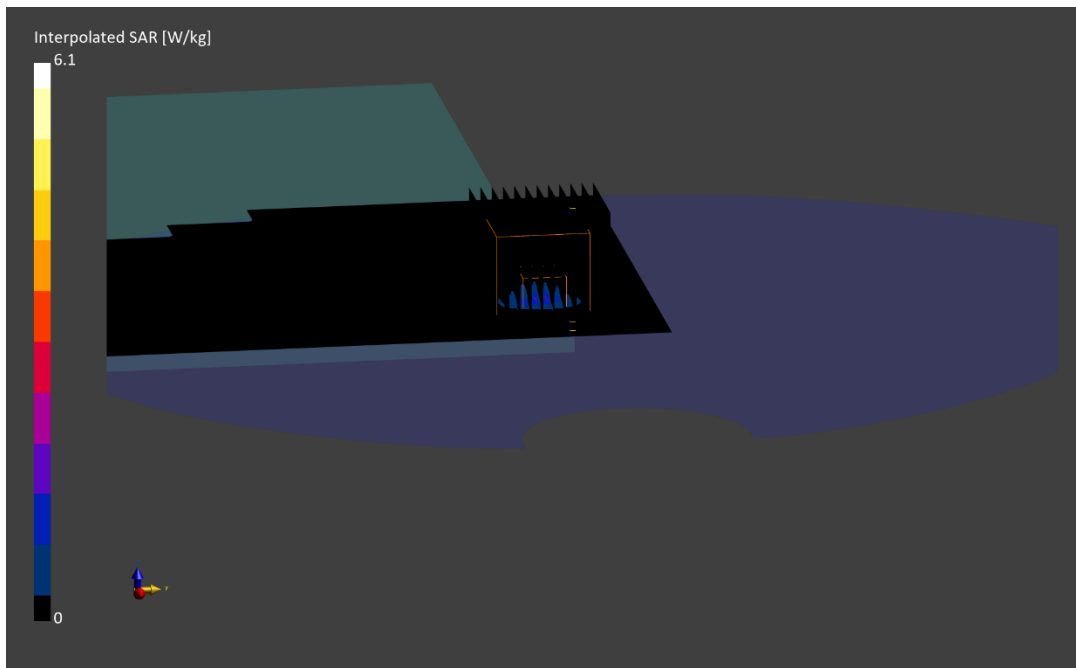
Reference Value = 0.92 W/kg; Power Drift = 0.07 dB

Peak SAR (extrapolated) = 6.10 W/kg

**SAR(1 g) = 1.13 W/kg**

Smallest distance from peaks to all points 3 dB below is 4.2 mm

Ratio of SAR at M2 to SAR at M1 = 60.6 %





# ELEMENT

**DUT: BCGA2926; Type: Portable Tablet; Serial: 2VXRH**

Communication System: UID:10544 - AAC, WLAN; MAIA: Y; Frequency: 5530.0 MHz  
Medium: 5200-5800 Head; Medium parameters used:  
f = 5530.0 MHz; cond = 4.81 S/m; perm = 34.8; density = 1000 kg/m<sup>3</sup>  
Phantom Section: Flat; Space: 0.00 mm

Test Date: 01/13/2024; Ambient Temp: 20.9°C; Tissue Temp: 19.0°C

Probe: EX3DV4 - SN3746; ConvF:(4.45,4.45,4.45); Calibrated: 2023-10-16  
Sensor-Surface: 1.4mm (VMS + 6p)  
Electronics: DAE4 Sn1237; Calibrated: 2023-10-18  
Phantom: Twin-SAM V8.0; Serial: 2027  
Measurement SW: DASY Module SAR V16.2.0.1425

**Mode: IEEE 802.11ac, U-NII-2C, 80 MHz Bandwidth, Antenna 4a,  
Variant: 1, Exp: Body| Back Side, Ch. 106, 29.3 Mbps**

**Area Scan (260.0 x 320.0):** Measurement grid: dx=10.0 mm, dy=10.0 mm

**Zoom Scan (22.0 x 22.0 x 22.0):** Measurement grid: dx=3.4 mm, dy=3.4 mm, dz=1.4 mm; Graded Ratio: 1.4


Reference Value = 0.80 W/kg; Power Drift = -0.05 dB

Peak SAR (extrapolated) = 5.00 W/kg

**SAR(1 g) = 0.995 W/kg**

Smallest distance from peaks to all points 3 dB below is 4.8 mm

Ratio of SAR at M2 to SAR at M1 = 59.0 %



# ELEMENT

**DUT: BCGA2926; Type: Portable Tablet; Serial: TR6RF**

Communication System: UID:10755 - AAC, WLAN; MAIA: Y; Frequency: 6025.0 MHz  
Medium: 6000 Head; Medium parameters used:  
f = 6025.0 MHz; cond = 5.41 S/m; perm = 34.5; density = 1000 kg/m<sup>3</sup>  
Phantom Section: Flat; Space: 0.00 mm

Test Date: 01/08/2024; Ambient Temp: 21.5°C; Tissue Temp: 19.0°C

Probe: EX3DV4 - SN7420; ConvF:(5.21,5.12,5.28); Calibrated: 2023-10-16  
Sensor-Surface: 1.4mm (VMS + 6p)  
Electronics: DAE4 Sn1333; Calibrated: 2023-10-18  
Phantom: Twin-SAM V4.0 (30deg probe tilt); Serial: 1275  
Measurement SW: DASY Module SAR V16.2.0.1425

**Mode: 6 GHz WIFI/ IEEE 802.11ax, Antenna 2a, 160 MHz Bandwidth, U-NII-5, Exp: Body|  
Back Side, Ch. 15, 68.1 Mbps**

**Area Scan (255.0 x 323.0):** Measurement grid: dx=8.5 mm, dy=8.5 mm

**Zoom Scan (22.0 x 22.0 x 22.0):** Measurement grid: dx=3.4 mm, dy=3.4 mm, dz=1.4 mm; Graded Ratio: 1.4


Reference Value = 1.77 W/kg; Power Drift = 0.06 dB

Peak SAR (extrapolated) = 5.75 W/kg

**SAR(1 g) = 1.14 W/kg; APD(4cm<sup>2</sup>) = 6.57 W/m<sup>2</sup>**

Smallest distance from peaks to all points 3 dB below is 4.1 mm

Ratio of SAR at M2 to SAR at M1 = 50.0 %



# ELEMENT

**DUT: CC2214; Type: Portable Tablet; Serial: PFJKX**

Communication System: UID:10032 - CAA, Bluetooth; MAIA: Y; Frequency: 2402.0 MHz  
Medium: 2450 Head; Medium parameters used:  
f = 2402.0 MHz; cond = 1.73 S/m; perm = 40.5; density = 1000 kg/m<sup>3</sup>  
Phantom Section: Flat; Space: 0.00 mm

Test Date: 01/28/2024; Ambient Temp: 21.3°C; Tissue Temp: 19.8°C

Probe: EX3DV4 - SN7421; ConvF:(7.45,7.45,7.45); Calibrated: 2023-03-16  
Sensor-Surface: 1.4mm (VMS + 6p)  
Electronics: DAE4 Sn604; Calibrated: 2023-03-15  
Phantom: Twin-SAM V8.0; Serial: 2070  
Measurement SW: DASY Module SAR V16.2.0.1425

**Mode: 2.4 GHz Bluetooth, Antenna 2a, Exp: Body| Back Side, Ch. 0, 1 Mbps**

**Area Scan (260.0 x 320.0):** Measurement grid: dx=10.0 mm, dy=10.0 mm

**Zoom Scan (30.0 x 30.0 x 30.0):** Measurement grid: dx=2.9 mm, dy=2.9 mm, dz=1.2 mm; Graded Ratio: 1.2


Reference Value = 0.70 W/kg; Power Drift = 0.00 dB

Peak SAR (extrapolated) = 4.28 W/kg

**SAR(1 g) = 0.963 W/kg**

Smallest distance from peaks to all points 3 dB below is 3.7 mm

Ratio of SAR at M2 to SAR at M1 = 59.1 %



# ELEMENT

**DUT: CC2214; Type: Portable Tablet; Serial: 2VXRH**

Communication System: UID:0 - -, CW; MAIA: Y; Frequency: 2475.0 MHz  
Medium: 2450 Head; Medium parameters used:  
f = 2475.0 MHz; cond = 1.80 S/m; perm = 40.4; density = 1000 kg/m<sup>3</sup>  
Phantom Section: Flat; Space: 0.00 mm

Test Date: 02/23/2024; Ambient Temp: 19.3°C; Tissue Temp:19.4°C

Probe: EX3DV4 - SN7421; ConvF:(7.45,7.45,7.45); Calibrated: 2023-03-16  
Sensor-Surface: 1.4mm (VMS + 6p)  
Electronics: DAE4 Sn604; Calibrated: 2023-03-15  
Phantom: Twin-SAM V8.0; Serial: 2070  
Measurement SW: DASY Module SAR V16.2.0.1425

**Mode: 802.15.4, Antenna 2a, 20 MHz Bandwidth, Exp: Body| Back Side, Ch. 25, 1 Mbps**

**Area Scan (260.0 x 320.0):** Measurement grid: dx=10.0 mm, dy=10.0 mm

**Zoom Scan (31.0 x 31.0 x 30.0):** Measurement grid: dx=3.1 mm, dy=3.1 mm, dz=1.5 mm; Graded Ratio: 1.5


Reference Value = 1.04 W/kg; Power Drift = 0.06 dB

Peak SAR (extrapolated) = 5.75 W/kg

**SAR(1 g) = 1.41 W/kg**

Smallest distance from peaks to all points 3 dB below is 4.2 mm

Ratio of SAR at M2 to SAR at M1 = 54.2 %



# ELEMENT

**DUT: BCGA2926; Type: Portable Tablet; Serial: MQ05J**

Communication System: UID:10032 - CAA, CW; MAIA: Y; Frequency: 5733.0 MHz  
Medium: 5200-5800 Head; Medium parameters used:  
f = 5733.0 MHz; cond = 5.16 S/m; perm = 34.3; density = 1000 kg/m<sup>3</sup>  
Phantom Section: Flat; Space: 0.00 mm

Test Date: 03/19/2024; Ambient Temp: 20.1°C; Tissue Temp: 19.5°C

Probe: EX3DV4 - SN7427; ConvF:(4.35,4.78,4.93); Calibrated: 2024-02-09  
Sensor-Surface: 1.4mm (VMS + 6p)  
Electronics: DAE4 Sn467; Calibrated: 2024-02-09  
Phantom: Twin-SAM V8.0; Serial: 2070  
Measurement SW: DASY Module SAR V16.2.0.1425

**Mode: NB U-NII 3, Antenna 4a, Variant: 1, Exp: Body| Back Side, Ch. Low, 1 Mbps**

**Area Scan (260.0 x 320.0):** Measurement grid: dx=10.0 mm, dy=10.0 mm

**Zoom Scan (22.0 x 22.0 x 22.0):** Measurement grid: dx=3.8 mm, dy=3.8 mm, dz=1.4 mm; Graded Ratio: 1.4


Reference Value = 0.72 W/kg; Power Drift = -0.14 dB

Peak SAR (extrapolated) = 5.77 W/kg

**SAR(1 g) = 1.10 W/kg**

Smallest distance from peaks to all points 3 dB below is 4.6 mm

Ratio of SAR at M2 to SAR at M1 = 54.7 %



# ELEMENT

**DUT: BCGA2925; Type: Portable Tablet; Serial: HHF20**

Communication System: UID:0 - -, CW; MAIA: Y; Frequency: 13.6 MHz  
Medium: 30 Head; Medium parameters used:  
f = 13.6 MHz; cond = 0.727 S/m; perm = 53.4; density = 1000 kg/m<sup>3</sup>  
Phantom Section: Flat; Space: 0.00 mm

Test Date: 02/14/2024; Ambient Temp: 22.6°C; Tissue Temp: 21.9°C

Probe: EX3DV4 - SN7360; ConvF:(17.98,17.98,17.98); Calibrated: 2023-03-16  
Sensor-Surface: 1.4mm (All points)  
Electronics: DAE4 Sn534; Calibrated: 2023-03-15  
Phantom: ELI V6.0; Serial: 2044  
Measurement SW: DASY Module SAR V16.2.0.1425

**Mode: wPT, Body SAR, Back Side**

**Area Scan (270.0 x 330.0):** Measurement grid: dx=15.0 mm, dy=15.0 mm

**Zoom Scan (30.0 x 30.0 x 30.0):** Measurement grid: dx=2.6 mm, dy=2.6 mm, dz=1.2 mm; Graded Ratio: 1.2

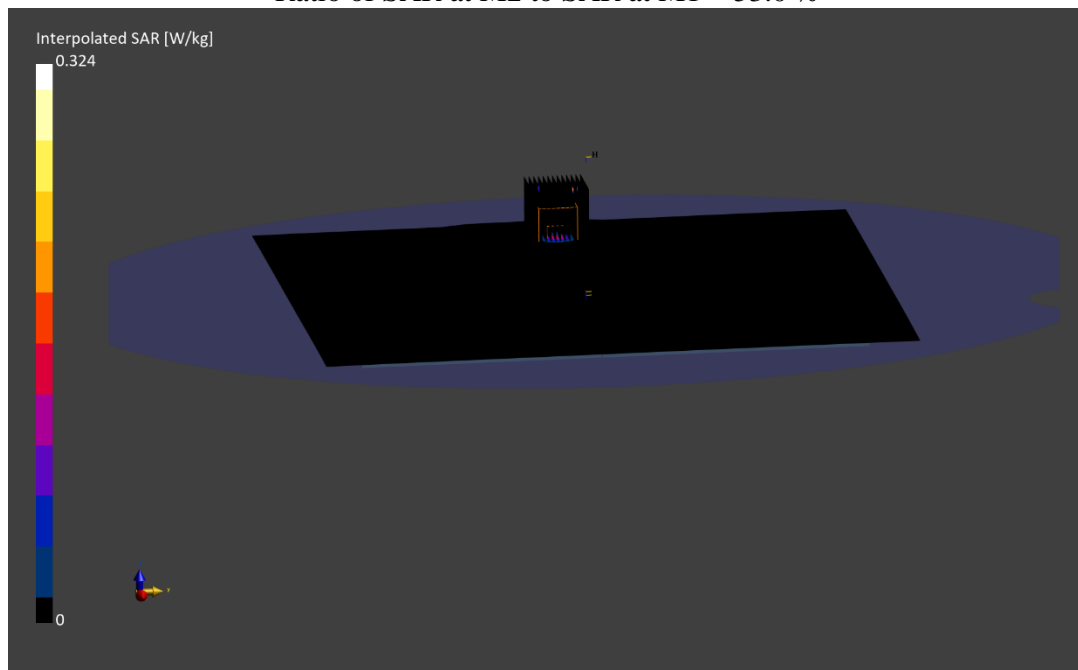
Reference Value = 0.01 W/kg; Power Drift = -0.02 dB

Peak SAR (extrapolated) = 0.324 W/kg

**SAR(1 g) = 0.035 W/kg**

Smallest distance from peaks to all points 3 dB below is 4.2 mm

Ratio of SAR at M2 to SAR at M1 = 53.0 %



Date: 01/31/2024

Antenna WF5B; Variant 2; Channel 15; 802.11ax

### Device Under Test Properties

DUT	Serial Number	DUT Type
BCGA2926	QK902TR6RF	Tablet Device

### Exposure Conditions

Phantom Section	Position	Test Distance [mm]	Channel	Group, UID	Frequency [MHz]
5G	EDGE RIGHT	2.00	15	10755	6025.0

### Hardware Setup

Probe, Calibration Date	DAE, Calibration Date
EUmmWV3 - SN9407, 10/09/2023	DAE4 - SN793, 10/18/2023

### Software Setup

Software	Software Version
cDASY6 Module mmWave	3.2.0.1840

### Scans Setup

Scan Type	5G Scan
Grid Extents [mm]	25.0 x 25.0
Grid Steps [lambda]	0.25 x 0.25
Sensor Surface [mm]	2.0

### Measurement Results

Scan Type	5G Scan
Avg. Area [cm <sup>2</sup> ]	4.00
pS <sub>tot</sub> avg [W/m <sup>2</sup> ]	4.35
pS <sub>n</sub> avg [W/m <sup>2</sup> ]	2.56
E <sub>peak</sub> [V/m]	62.6
Power Drift [dB]	0.11

