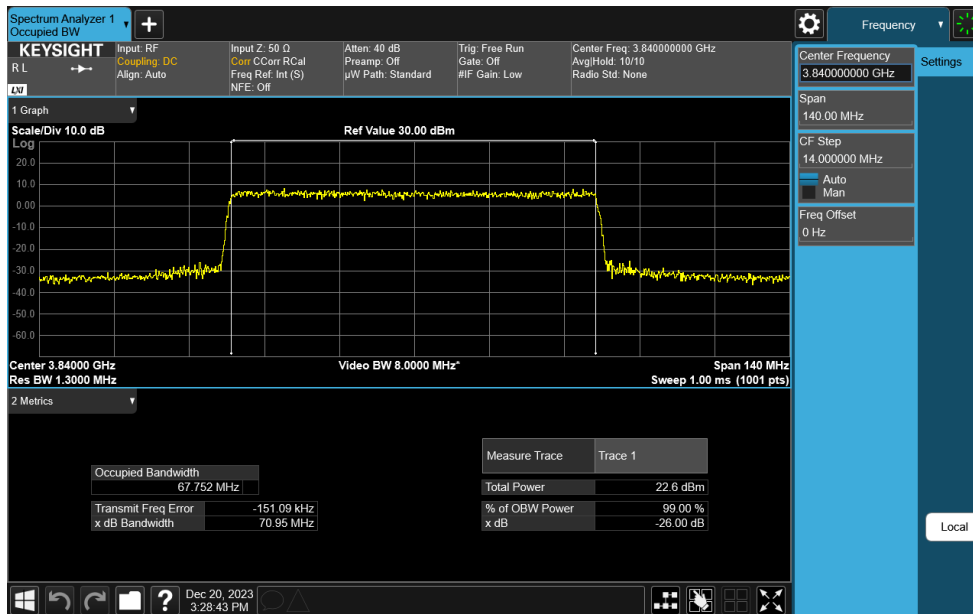
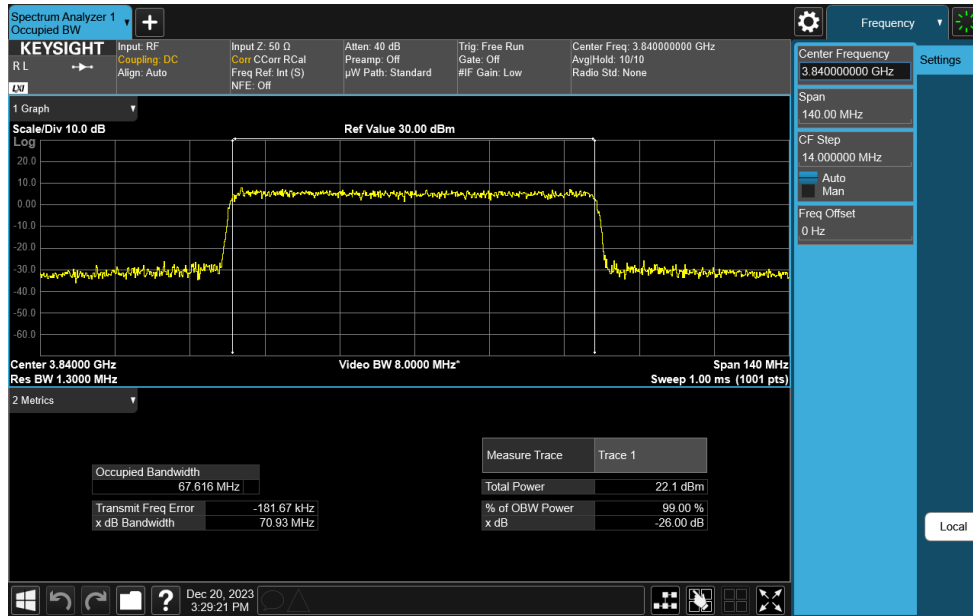


Plot 7-92. Occupied Bandwidth Plot (NR Band n77 C-Band - 70MHz CP-OFDM QPSK - Full RB)

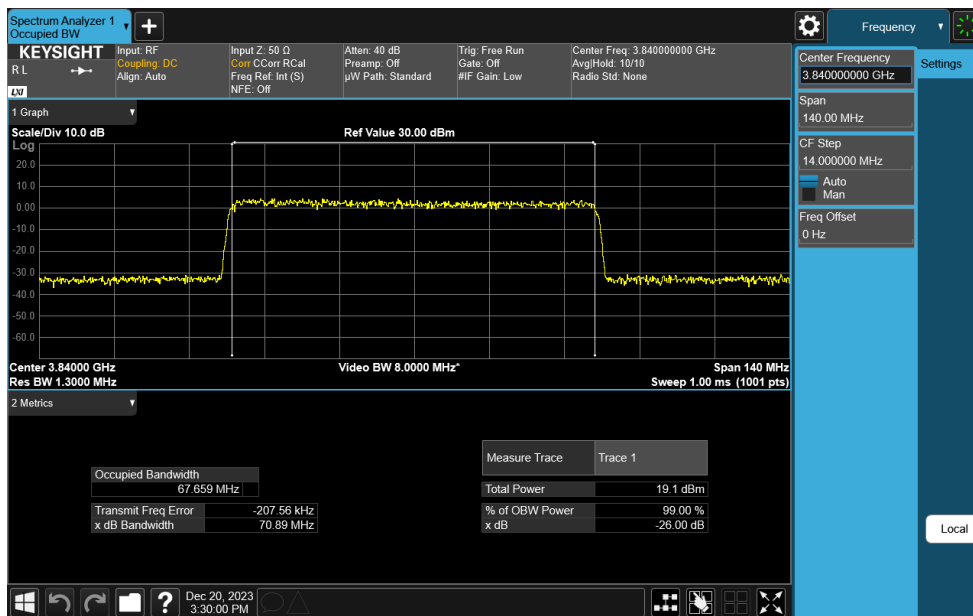


Plot 7-93. Occupied Bandwidth Plot (NR Band n77 C-Band - 70MHz CP-OFDM 16-QAM - Full RB)

FCC ID: BCGA2926	PART 27 MEASUREMENT REPORT	Approved by: Technical Manager
Test Report S/N: 1C2311270070-11.BCG	Test Dates: 10/1/2023 - 3/20/2024	EUT Type: Tablet Device
		Page 63 of 265

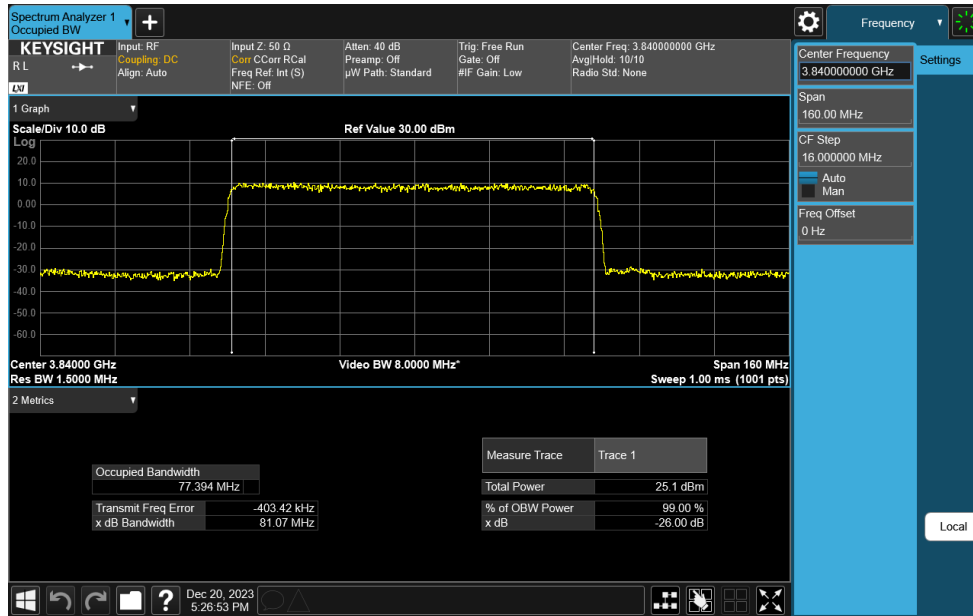


Plot 7-94. Occupied Bandwidth Plot (NR Band n77 C-Band - 70MHz CP-OFDM 64-QAM - Full RB)

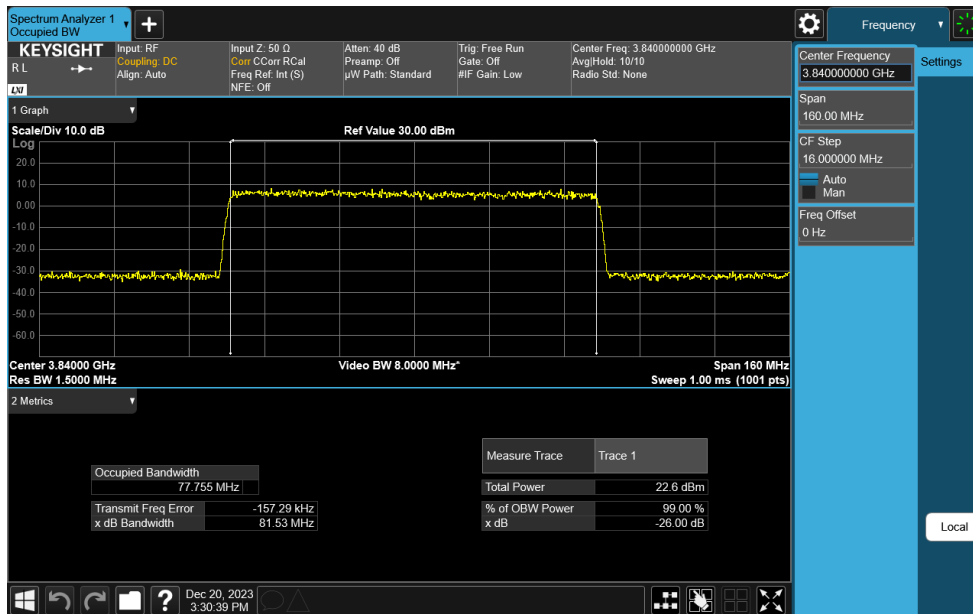


Plot 7-95. Occupied Bandwidth Plot (NR Band n77 C-Band - 70MHz CP-OFDM 256-QAM - Full RB)

FCC ID: BCGA2926	PART 27 MEASUREMENT REPORT	Approved by: Technical Manager
Test Report S/N: 1C2311270070-11.BCG	Test Dates: 10/1/2023 - 3/20/2024	EUT Type: Tablet Device
		Page 64 of 265

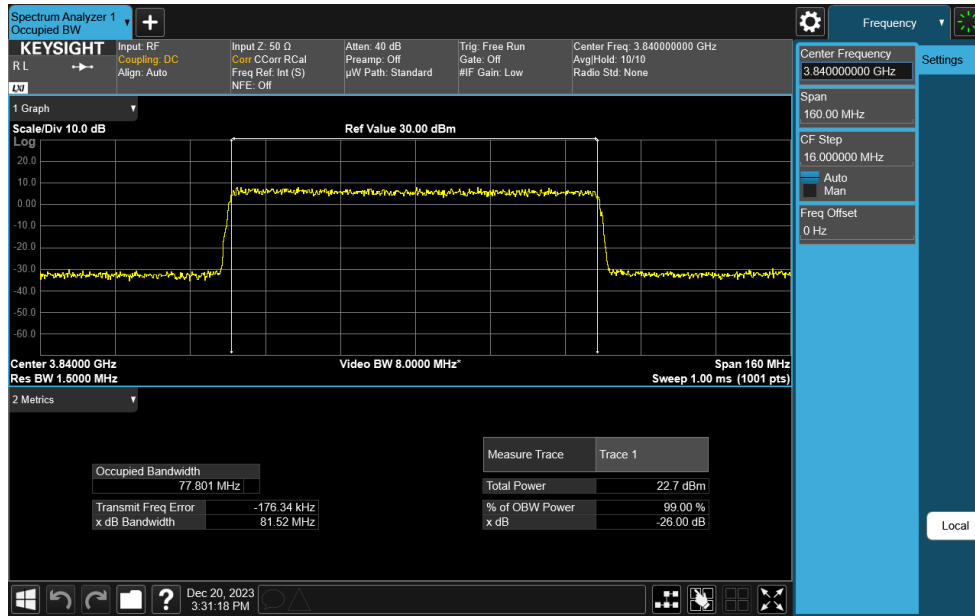


Plot 7-96. Occupied Bandwidth Plot (NR Band n77 C-Band - 80MHz DFT-s-OFDM $\pi/2$ BPSK - Full RB)

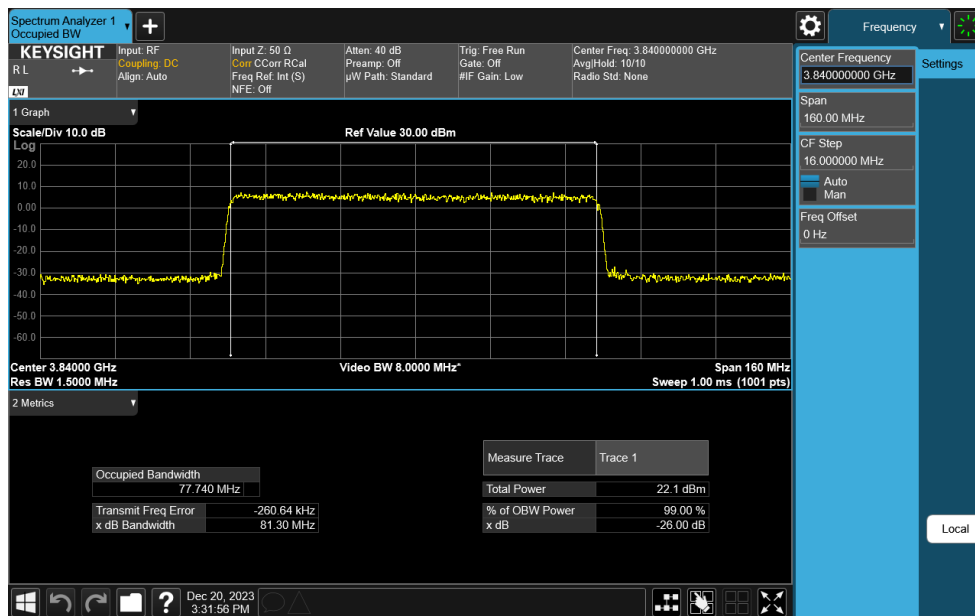


Plot 7-97. Occupied Bandwidth Plot (NR Band n77 C-Band - 80MHz CP-OFDM QPSK - Full RB)

FCC ID: BCGA2926	PART 27 MEASUREMENT REPORT	Approved by: Technical Manager
Test Report S/N: 1C2311270070-11.BCG	Test Dates: 10/1/2023 - 3/20/2024	EUT Type: Tablet Device
		Page 65 of 265

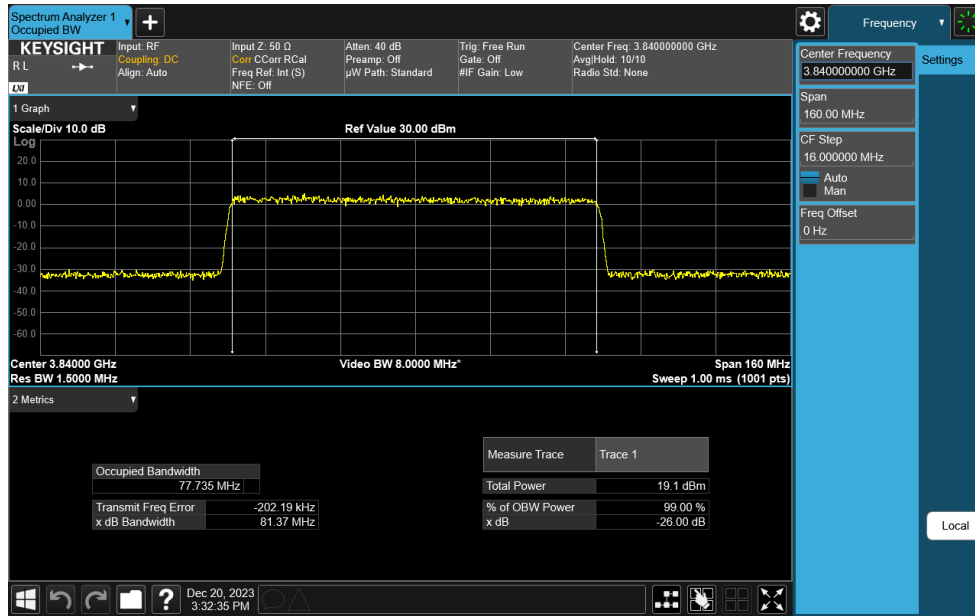


Plot 7-98. Occupied Bandwidth Plot (NR Band n77 C-Band - 80MHz CP-OFDM 16-QAM - Full RB)

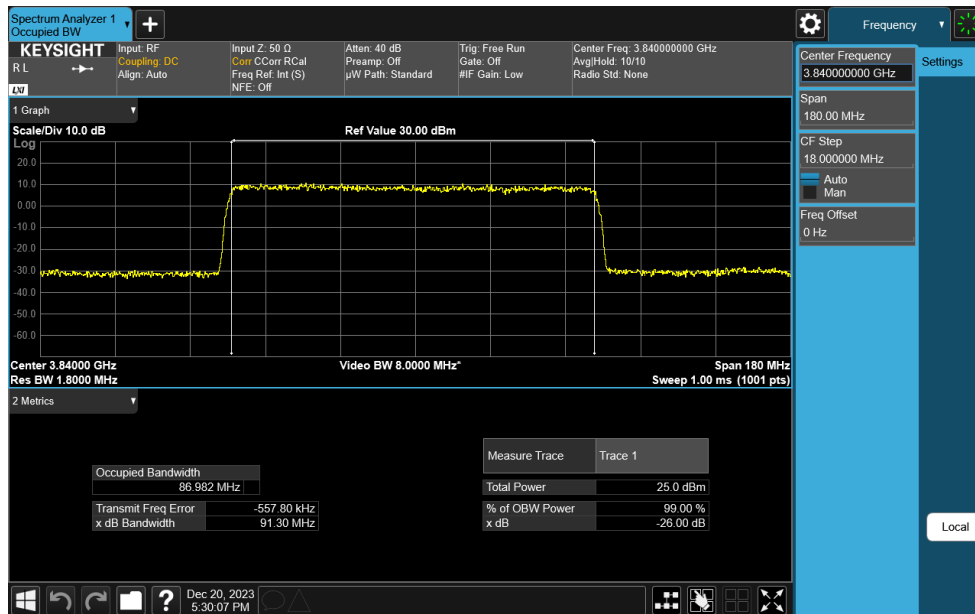


Plot 7-99. Occupied Bandwidth Plot (NR Band n77 C-Band - 80MHz CP-OFDM 64-QAM - Full RB)

FCC ID: BCGA2926	PART 27 MEASUREMENT REPORT	Approved by: Technical Manager
Test Report S/N: 1C2311270070-11.BCG	Test Dates: 10/1/2023 - 3/20/2024	Page 66 of 265
	EUT Type: Tablet Device	

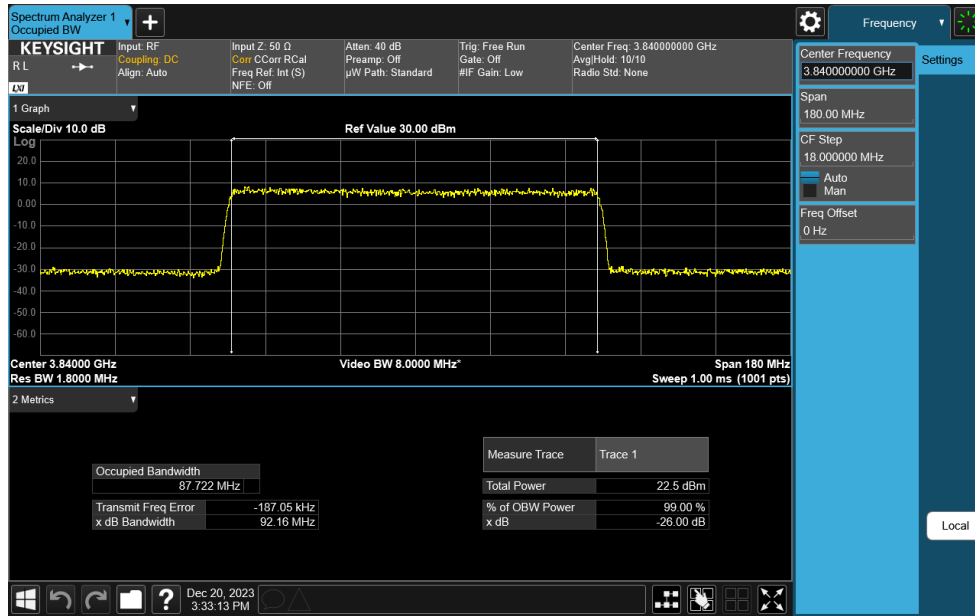


Plot 7-100. Occupied Bandwidth Plot (NR Band n77 C-Band - 80MHz CP-OFDM 256-QAM - Full RB)

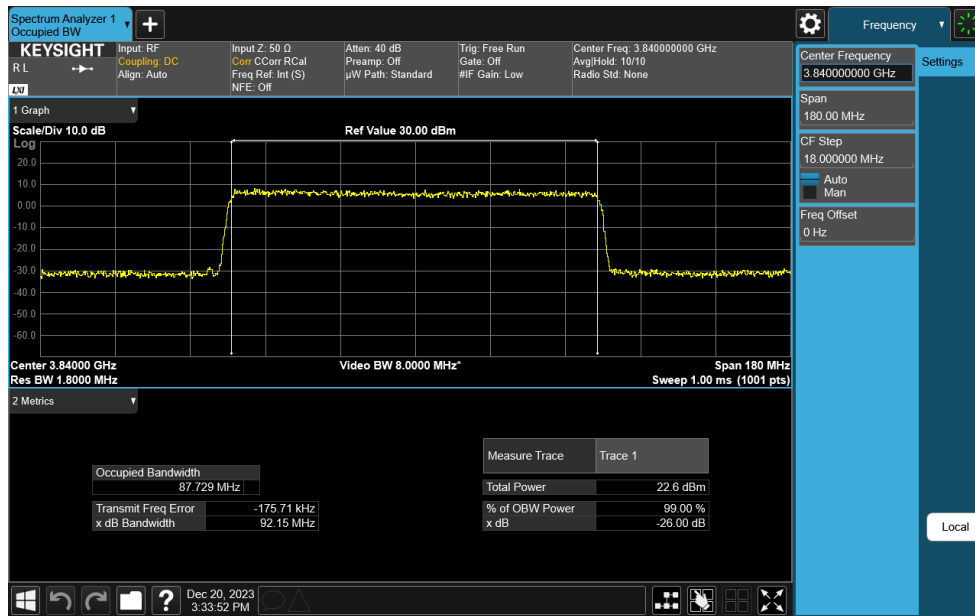


Plot 7-101. Occupied Bandwidth Plot (NR Band n77 C-Band - 90MHz DFT-s-OFDM $\pi/2$ BPSK - Full RB)

FCC ID: BCGA2926	PART 27 MEASUREMENT REPORT	Approved by: Technical Manager
Test Report S/N: 1C2311270070-11.BCG	Test Dates: 10/1/2023 - 3/20/2024	Page 67 of 265
	EUT Type: Tablet Device	

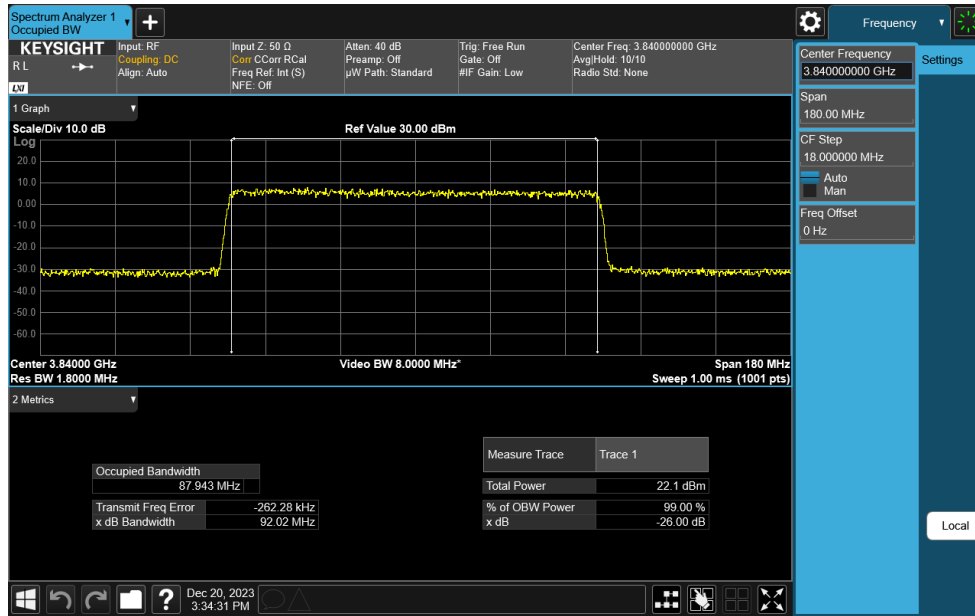


Plot 7-102. Occupied Bandwidth Plot (NR Band n77 C-Band - 90MHz CP-OFDM QPSK - Full RB)

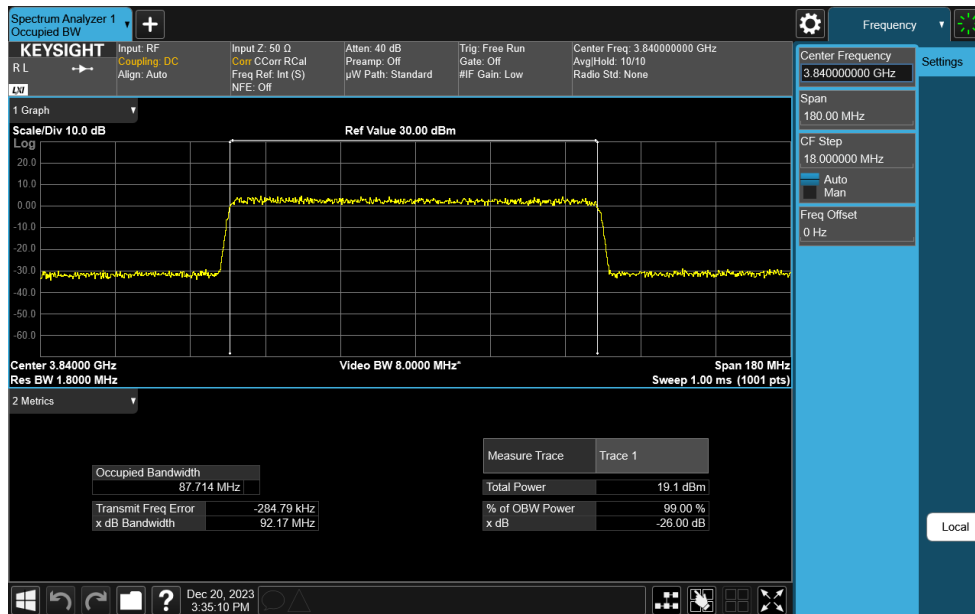


Plot 7-103. Occupied Bandwidth Plot (NR Band n77 C-Band - 90MHz CP-OFDM 16-QAM - Full RB)

FCC ID: BCGA2926	PART 27 MEASUREMENT REPORT	Approved by: Technical Manager
Test Report S/N: 1C2311270070-11.BCG	Test Dates: 10/1/2023 - 3/20/2024	Page 68 of 265
	EUT Type: Tablet Device	

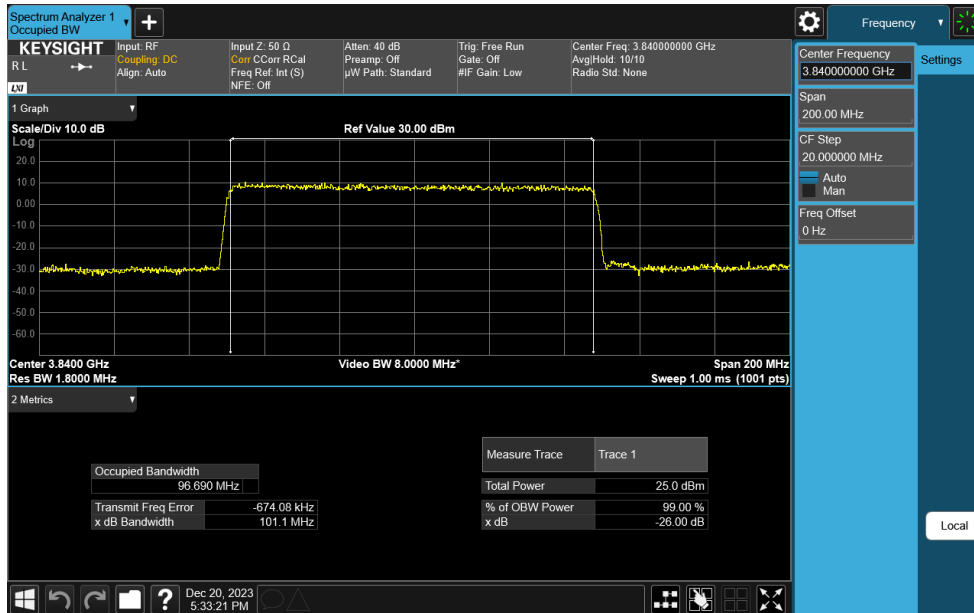


Plot 7-104. Occupied Bandwidth Plot (NR Band n77 C-Band - 90MHz CP-OFDM 64-QAM - Full RB)

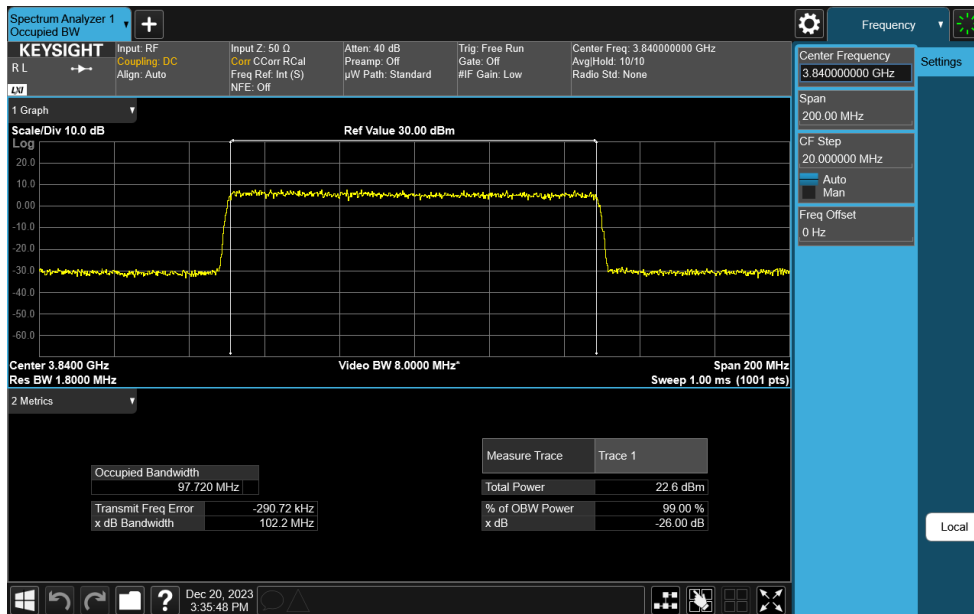


Plot 7-105. Occupied Bandwidth Plot (NR Band n77 C-Band - 90MHz CP-OFDM 256-QAM - Full RB)

FCC ID: BCGA2926	PART 27 MEASUREMENT REPORT	Approved by: Technical Manager
Test Report S/N: 1C2311270070-11.BCG	Test Dates: 10/1/2023 - 3/20/2024	EUT Type: Tablet Device
		Page 69 of 265

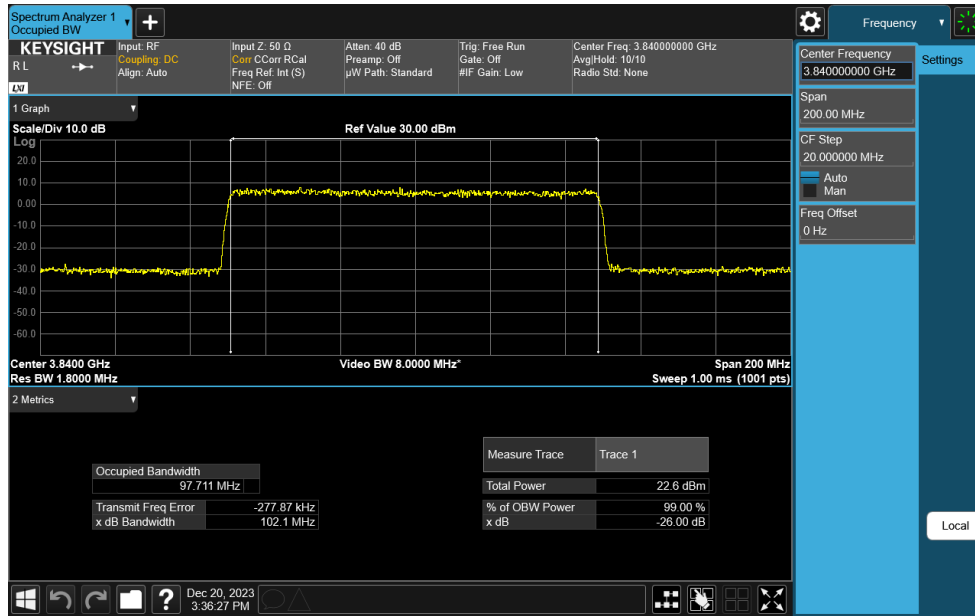


Plot 7-106. Occupied Bandwidth Plot (NR Band n77 C-Band - 100MHz DFT-s-OFDM $\pi/2$ BPSK - Full RB)

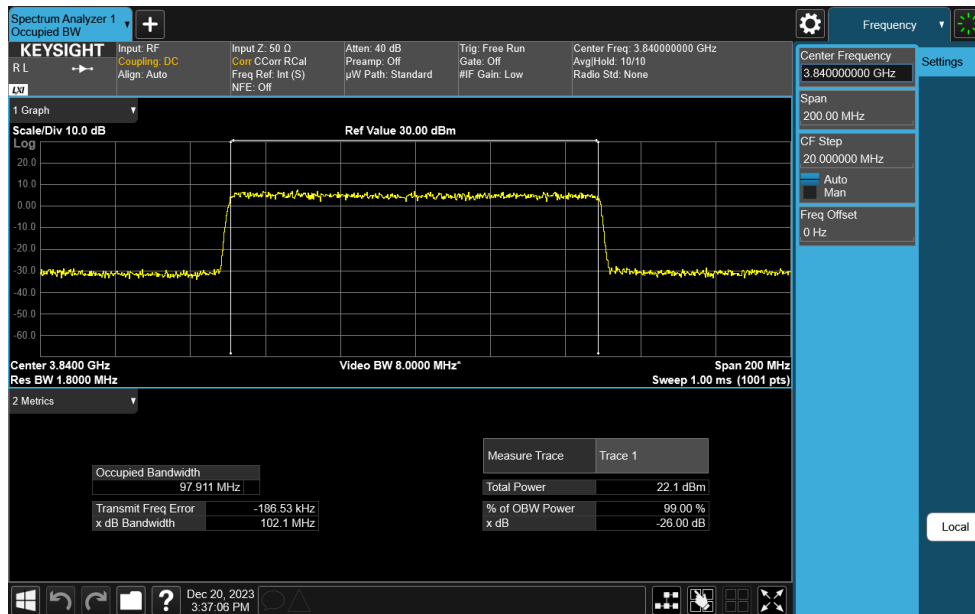


Plot 7-107. Occupied Bandwidth Plot (NR Band n77 C-Band - 100MHz CP-OFDM QPSK - Full RB)

FCC ID: BCGA2926	PART 27 MEASUREMENT REPORT	Approved by: Technical Manager
Test Report S/N: 1C2311270070-11.BCG	Test Dates: 10/1/2023 - 3/20/2024	Page 70 of 265
	EUT Type: Tablet Device	

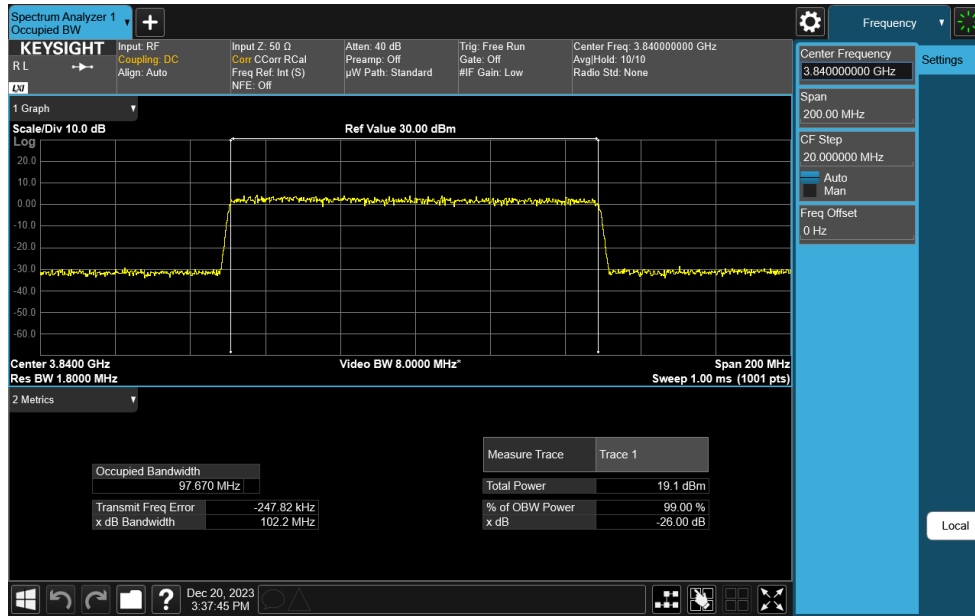


Plot 7-108. Occupied Bandwidth Plot (NR Band n77 C-Band - 100MHz CP-OFDM 16-QAM - Full RB)



Plot 7-109. Occupied Bandwidth Plot (NR Band n77 C-Band - 100MHz CP-OFDM 64-QAM - Full RB)

FCC ID: BCGA2926	PART 27 MEASUREMENT REPORT	Approved by: Technical Manager
Test Report S/N: 1C2311270070-11.BCG	Test Dates: 10/1/2023 - 3/20/2024	Page 71 of 265
	EUT Type: Tablet Device	



Plot 7-110. Occupied Bandwidth Plot (NR Band n77 C-Band - 100MHz CP-OFDM 256-QAM - Full RB)

FCC ID: BCGA2926	PART 27 MEASUREMENT REPORT	Approved by: Technical Manager
Test Report S/N: 1C2311270070-11.BCG	Test Dates: 10/1/2023 - 3/20/2024	EUT Type: Tablet Device
		Page 72 of 265

7.3 Spurious and Harmonic Emissions at Antenna Terminal

§2.1051, §27.53(l), §27.53(n)

Test Overview and Limit

The level of the carrier and the various conducted spurious and harmonic frequencies is measured by means of a calibrated spectrum analyzer. The spectrum is scanned from the lowest frequency generated in the equipment up to a frequency including its 10th harmonic. All out of band emissions are measured with a spectrum analyzer connected to the antenna terminal of the EUT while the EUT is operating at maximum power, and at the appropriate frequencies. All data rates were investigated to determine the worst case configuration. All modes of operation were investigated and the worst case configuration results are reported in this section.

The minimum permissible attenuation level of any spurious emission is $43 + 10 \log_{10}(P_{[Watts]})$, where P is the transmitter power in Watts.

Test Procedure Used

KDB 971168 D01 v03r01 – Section 6.0

Test Settings

1. Start frequency was set to 30MHz and stop frequency was set to 10GHz (separated into at least two plots per channel)
2. Detector = RMS
3. Trace mode = trace average for continuous emissions, max hold for pulse emissions
4. Sweep time = auto couple
5. The trace was allowed to stabilize
6. Please see test notes below for RBW and VBW settings

Test Setup

The EUT and measurement equipment were set up as shown in the diagram below.

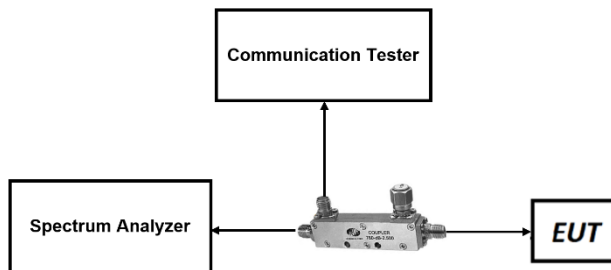




Figure 7-2. Test Instrument & Measurement Setup

FCC ID: BCGA2926	 PART 27 MEASUREMENT REPORT	Approved by: Technical Manager
Test Report S/N: 1C2311270070-11.BCG	Test Dates: 10/1/2023 - 3/20/2024	EUT Type: Tablet Device
		Page 73 of 265

V2.2 09/07/2023

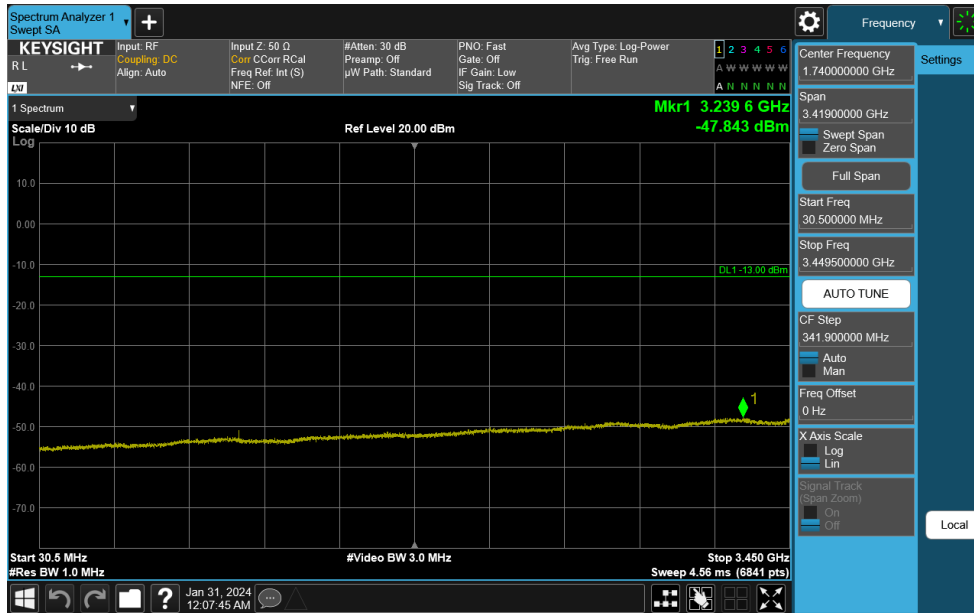
Test Notes

1. Compliance with the applicable limits is based on the use of measurement instrumentation employing a resolution bandwidth 100 kHz or greater for measurements below 1GHz. However, in the 1 MHz bands immediately outside and adjacent to the frequency block a resolution bandwidth of at least one percent of the emission bandwidth of the fundamental emission of the transmitter may be employed. The emission bandwidth is defined as the width of the signal between two points, one below the carrier center frequency and one above the carrier center frequency, outside of which all emission are attenuated at least 26 dB below the transmitter power.
2. For NR operation, all subcarrier spacings (SCS) and transmission schemes (e.g. CP-OFDM and DFT-s-OFDM) were investigated to determine the worst case configuration. All modes of operation were investigated and the worst case configuration results are reported in this section.

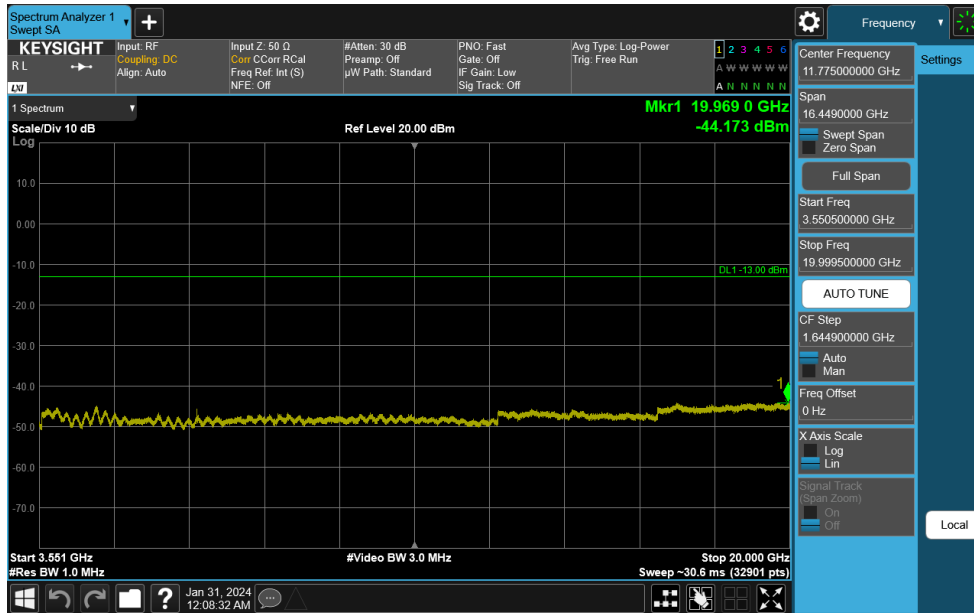
FCC ID: BCGA2926	 PART 27 MEASUREMENT REPORT		Approved by: Technical Manager
Test Report S/N: 1C2311270070-11.BCG	Test Dates: 10/1/2023 - 3/20/2024	EUT Type: Tablet Device	Page 74 of 265

V2.2 09/07/2023

NR Band n77 PC2 DoD-Band

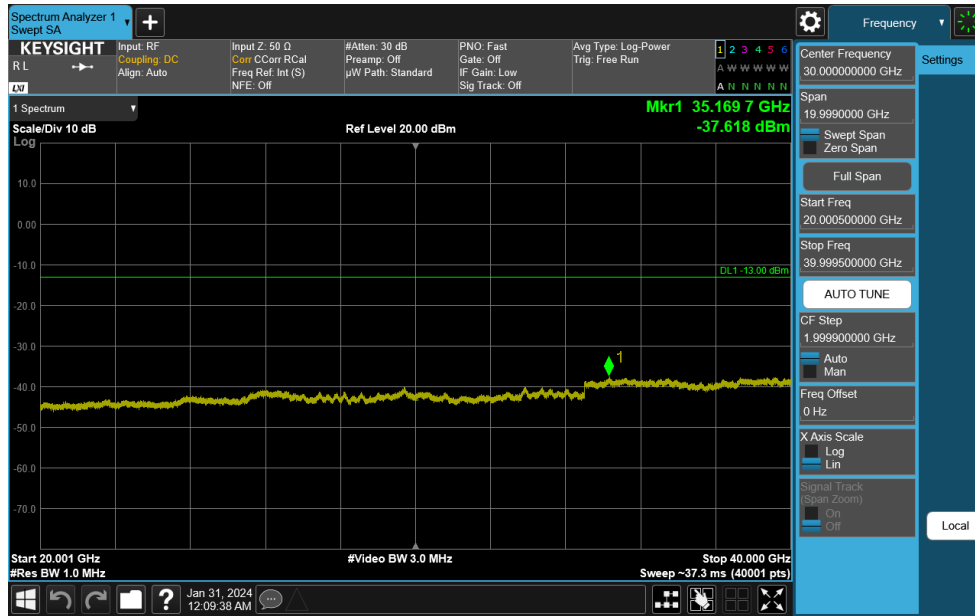


Plot 7-111. Conducted Spurious Plot (NR Band n77 DoD Band - 90MHz DFT-s-OFDM QPSK – RB Size 1, RB Offset 0 – Low Channel)

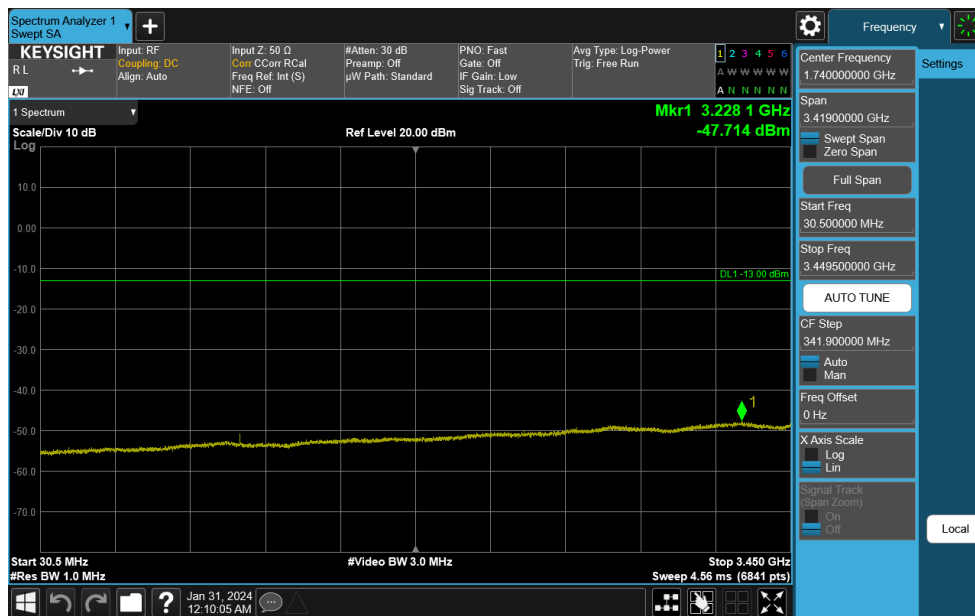


Plot 7-112. Conducted Spurious Plot (NR Band n77 DoD Band - 90MHz DFT-s-OFDM QPSK – RB Size 1, RB Offset 0 – Low Channel)

FCC ID: BCGA2926	PART 27 MEASUREMENT REPORT	Approved by: Technical Manager
Test Report S/N: 1C2311270070-11.BCG	Test Dates: 10/1/2023 - 3/20/2024	EUT Type: Tablet Device
		Page 75 of 265

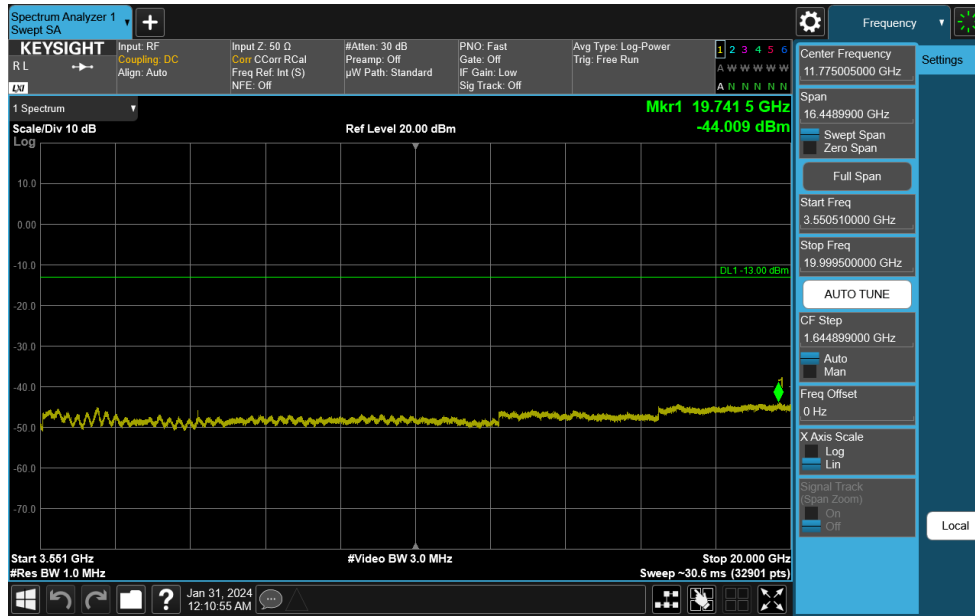


Plot 7-113. Conducted Spurious Plot (NR Band n77 DoD Band - 90MHz DFT-s-OFDM QPSK – RB Size 1, RB Offset 0 – Low Channel)

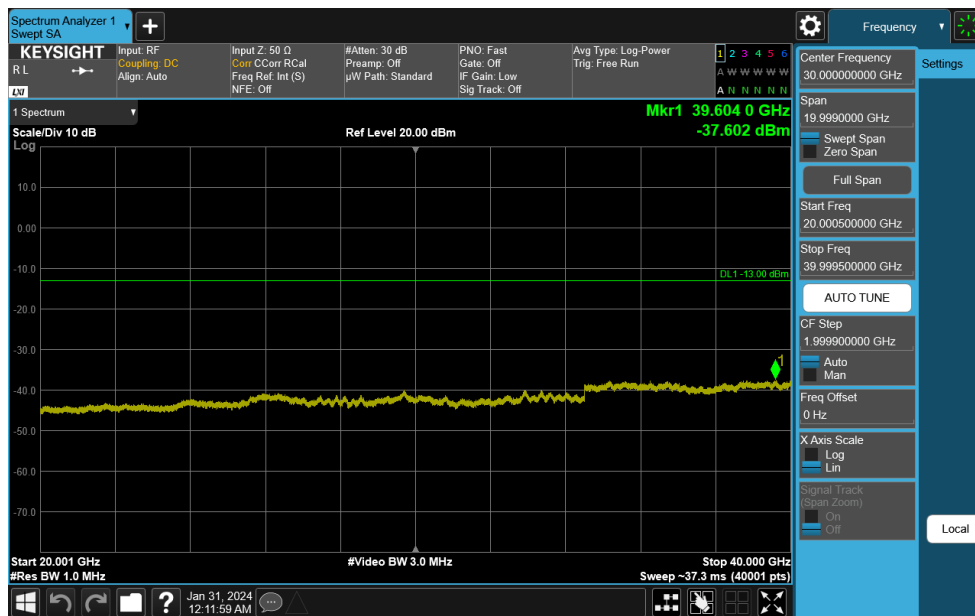


Plot 7-114. Conducted Spurious Plot (NR Band n77 DoD Band - 100MHz DFT-s-OFDM QPSK – RB Size 1, RB Offset 0 – Mid Channel)

FCC ID: BCGA2926	PART 27 MEASUREMENT REPORT	Approved by: Technical Manager
Test Report S/N: 1C2311270070-11.BCG	Test Dates: 10/1/2023 - 3/20/2024	EUT Type: Tablet Device
		Page 76 of 265

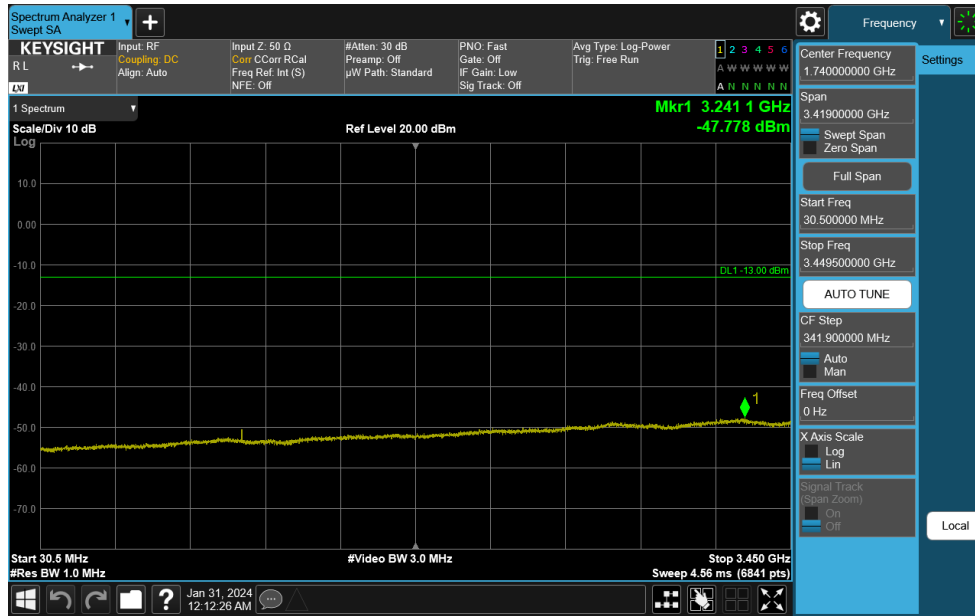


Plot 7-115. Conducted Spurious Plot (NR Band n77 DoD Band - 100MHz DFT-s-OFDM QPSK – RB Size 1, RB Offset 0 – Mid Channel)

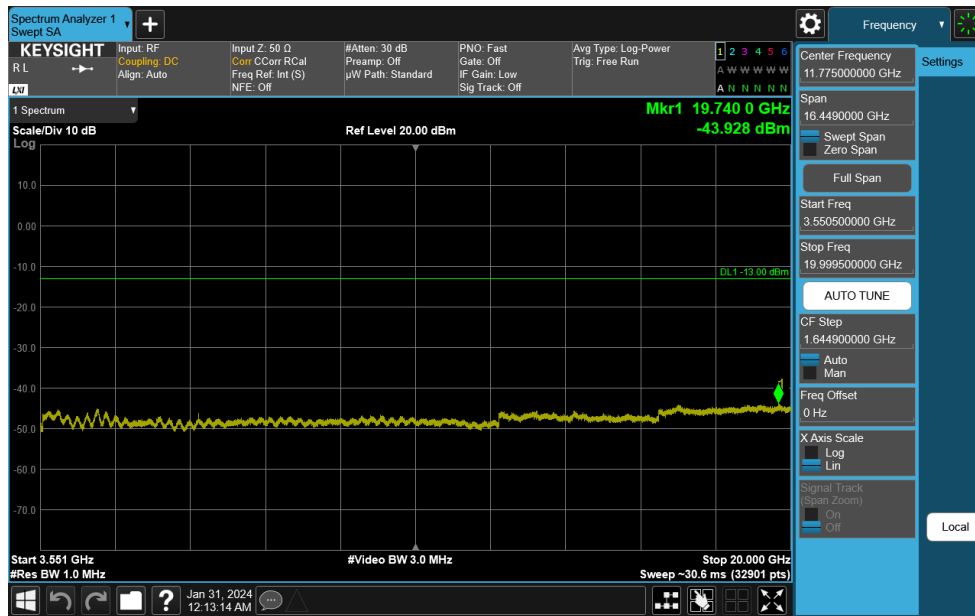


Plot 7-116. Conducted Spurious Plot (NR Band n77 DoD Band - 100MHz DFT-s-OFDM QPSK – RB Size 1, RB Offset 0 – Mid Channel)

FCC ID: BCGA2926	PART 27 MEASUREMENT REPORT	Approved by: Technical Manager
Test Report S/N: 1C2311270070-11.BCG	Test Dates: 10/1/2023 - 3/20/2024	Page 77 of 265
	EUT Type: Tablet Device	

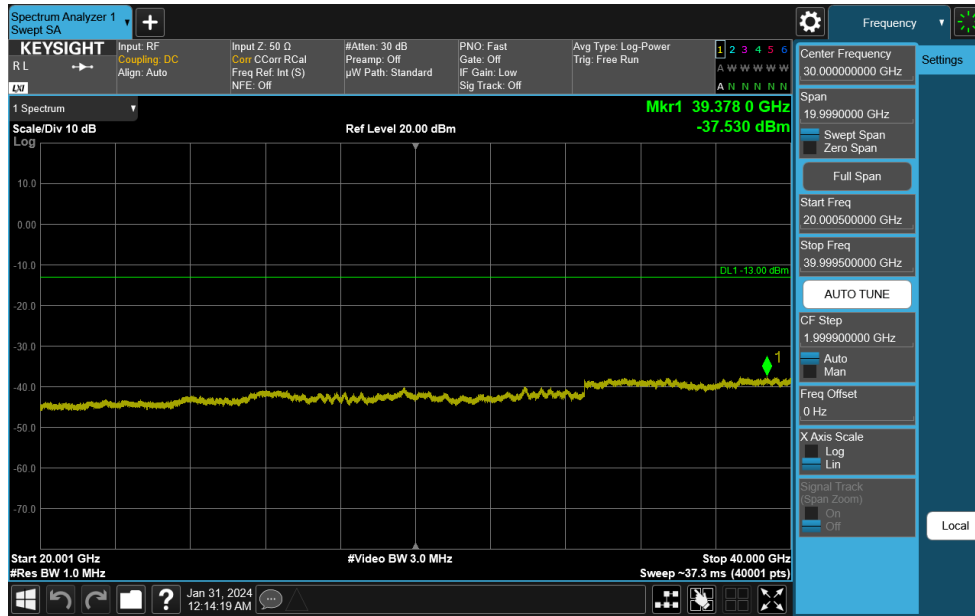


Plot 7-117. Conducted Spurious Plot (NR Band n77 DoD Band - 90MHz DFT-s-OFDM QPSK – RB Size 1, RB Offset 0 – High Channel)



Plot 7-118. Conducted Spurious Plot (NR Band n77 DoD Band - 90MHz DFT-s-OFDM QPSK – RB Size 1, RB Offset 0 – High Channel)

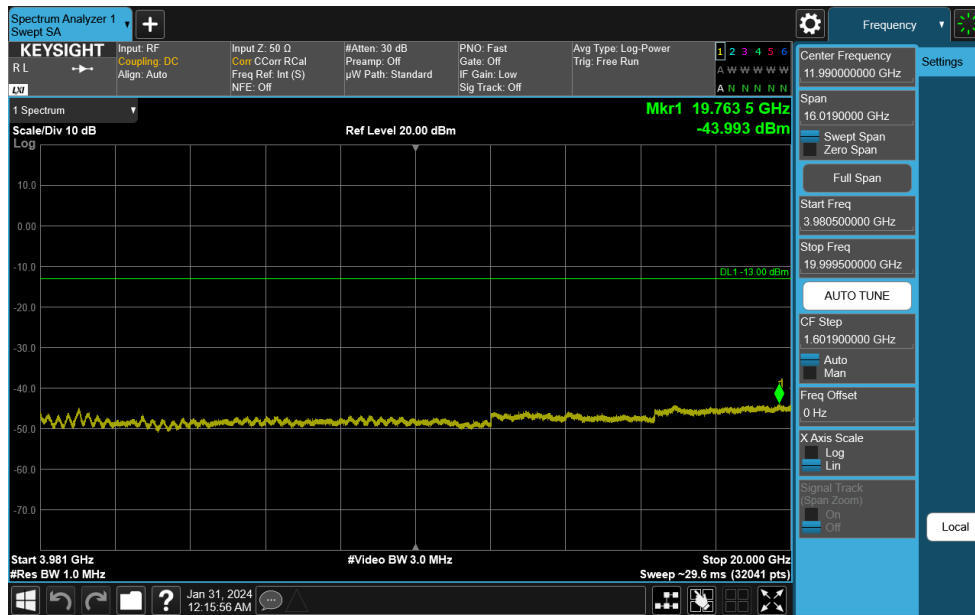
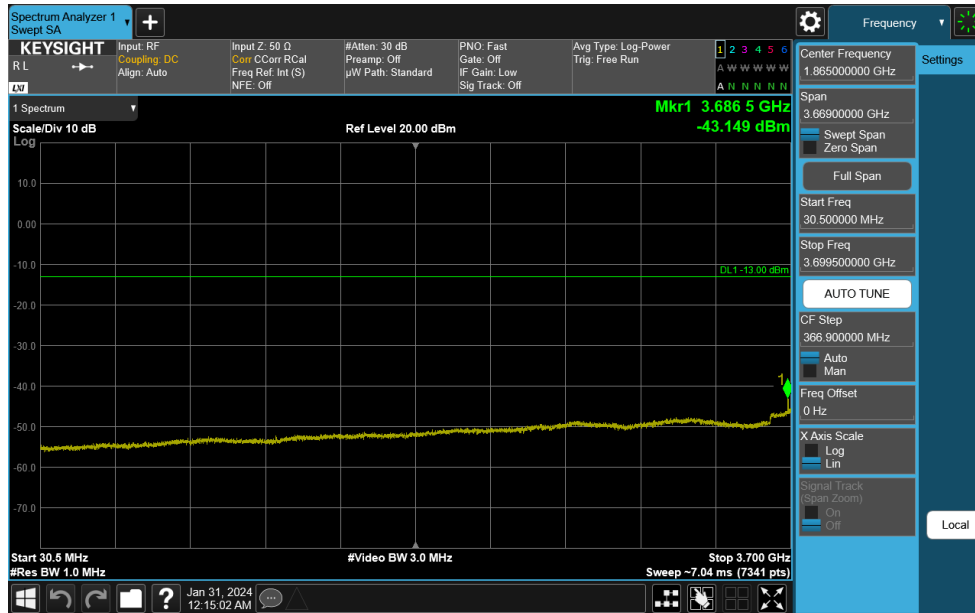
FCC ID: BCGA2926	PART 27 MEASUREMENT REPORT	Approved by: Technical Manager
Test Report S/N: 1C2311270070-11.BCG	Test Dates: 10/1/2023 - 3/20/2024	EUT Type: Tablet Device
		Page 78 of 265



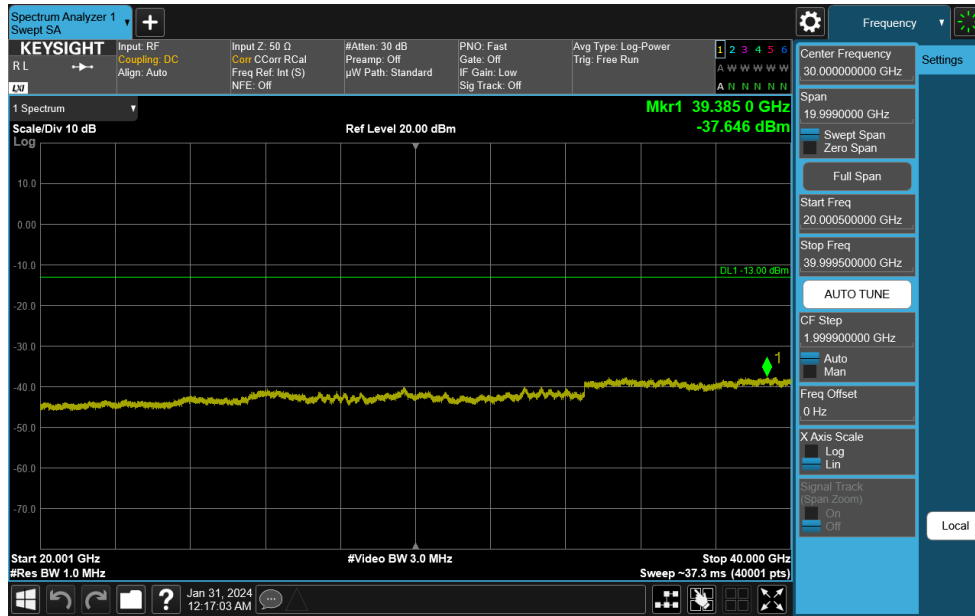
Plot 7-119. Conducted Spurious Plot (NR Band n77 DoD Band - 90MHz DFT-s-OFDM QPSK – RB Size 1, RB Offset 0 – High Channel)

FCC ID: BCGA2926	PART 27 MEASUREMENT REPORT		Approved by: Technical Manager
Test Report S/N: 1C2311270070-11.BCG	Test Dates: 10/1/2023 - 3/20/2024	EUT Type: Tablet Device	Page 79 of 265

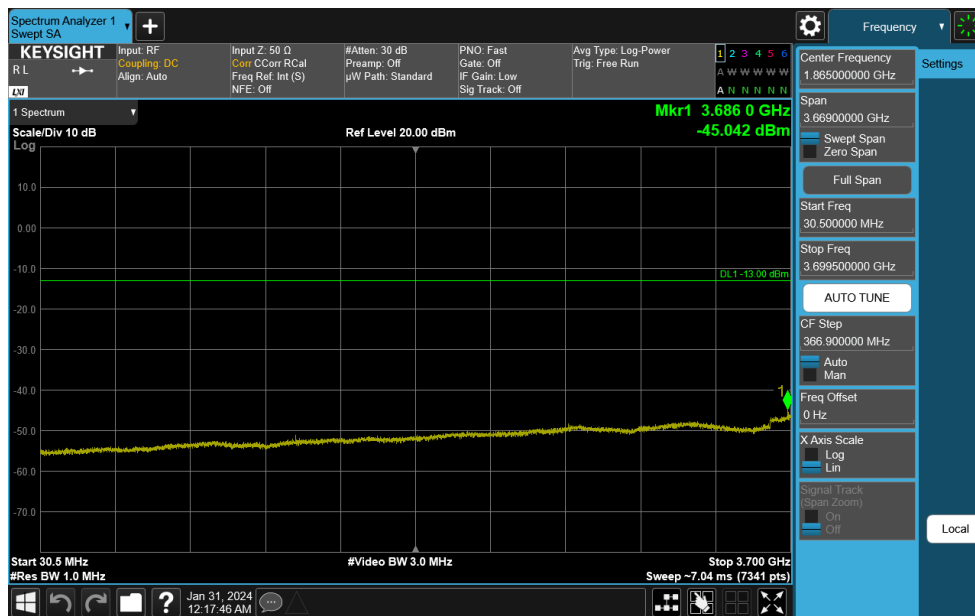
NR Band n77 PC2 C-Band



FCC ID: BCGA2926	PART 27 MEASUREMENT REPORT	Approved by: Technical Manager
Test Report S/N: 1C2311270070-11.BCG	Test Dates: 10/1/2023 - 3/20/2024	EUT Type: Tablet Device
		Page 80 of 265

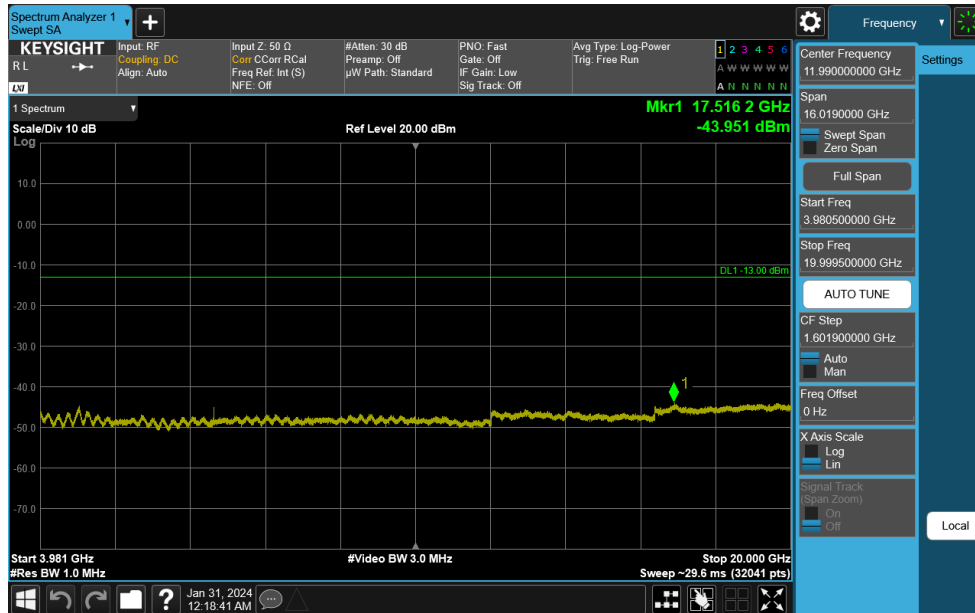


Plot 7-122. Conducted Spurious Plot (NR Band n77 C-Band - 100MHz DFT-s-OFDM QPSK – RB Size 1, RB Offset 0 – Low Channel)

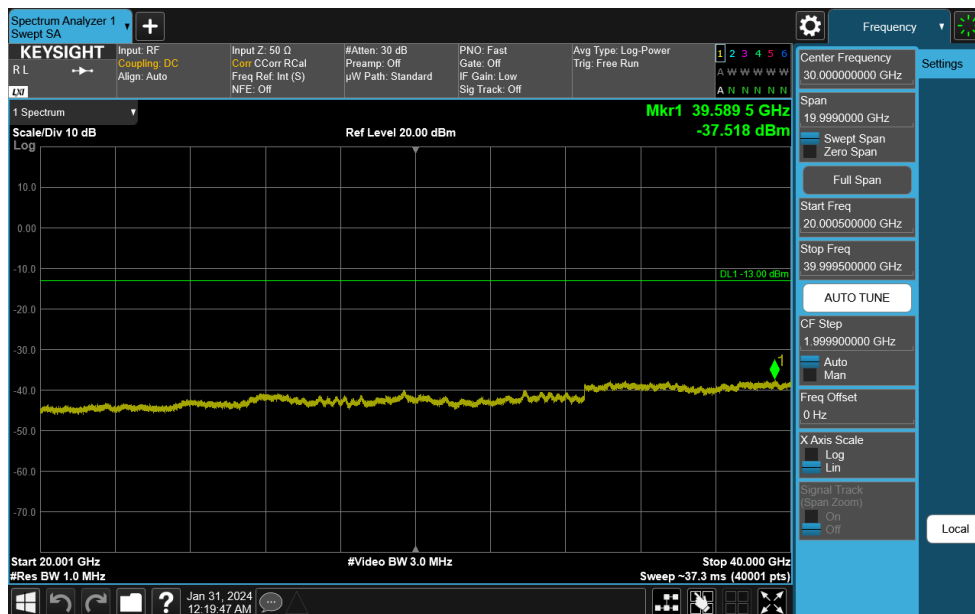


Plot 7-123. Conducted Spurious Plot (NR Band n77 C-Band - 100MHz DFT-s-OFDM QPSK – RB Size 1, RB Offset 0 – Mid Channel)

FCC ID: BCGA2926	PART 27 MEASUREMENT REPORT	Approved by: Technical Manager
Test Report S/N: 1C2311270070-11.BCG	Test Dates: 10/1/2023 - 3/20/2024	EUT Type: Tablet Device
		Page 81 of 265

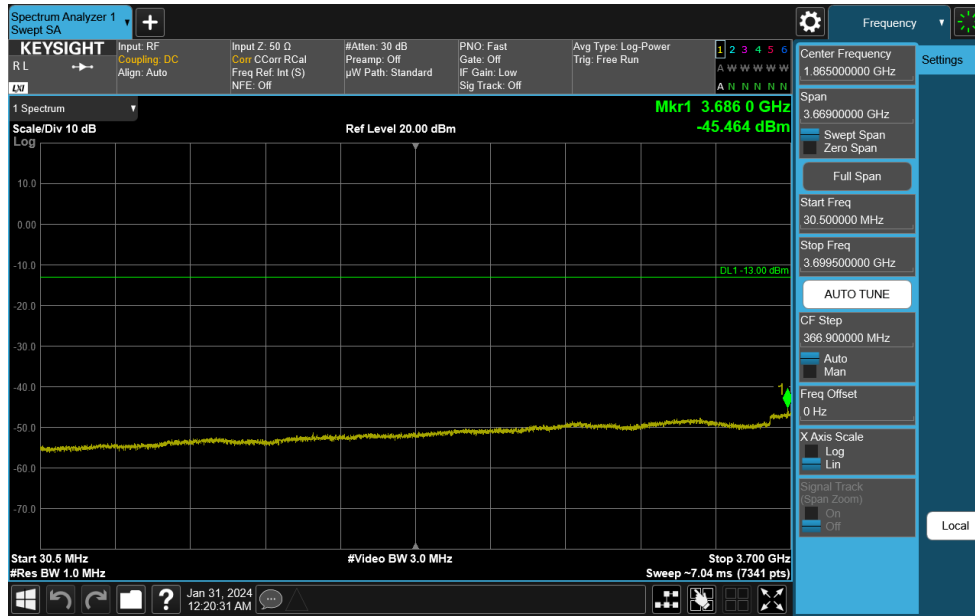


Plot 7-124. Conducted Spurious Plot (NR Band n77 C-Band - 100MHz DFT-s-OFDM QPSK – RB Size 1, RB Offset 0 – Mid Channel)

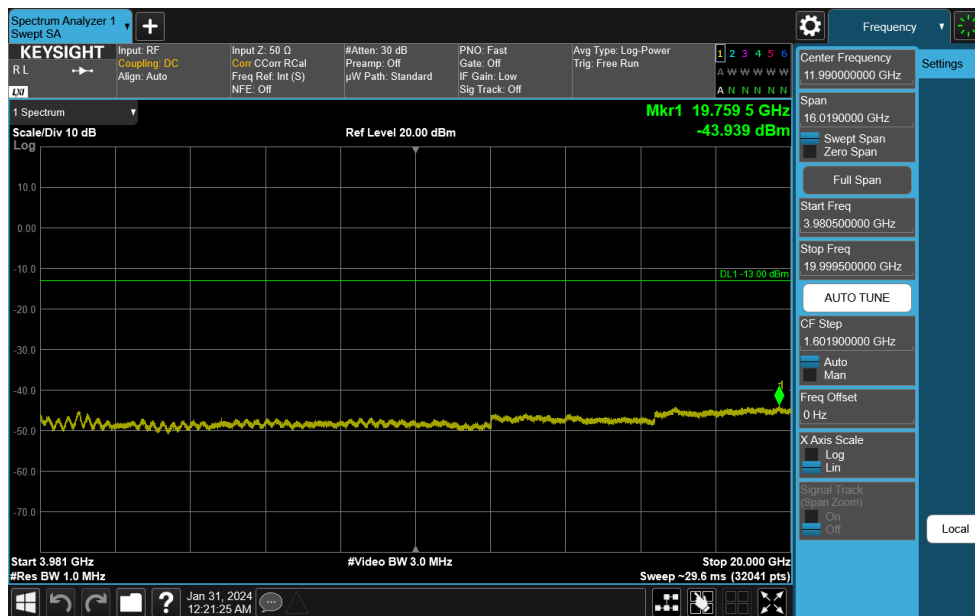


Plot 7-125. Conducted Spurious Plot (NR Band n77 C-Band - 100MHz DFT-s-OFDM QPSK – RB Size 1, RB Offset 0 – Mid Channel)

FCC ID: BCGA2926	PART 27 MEASUREMENT REPORT	Approved by: Technical Manager
Test Report S/N: 1C2311270070-11.BCG	Test Dates: 10/1/2023 - 3/20/2024	Page 82 of 265
	EUT Type: Tablet Device	

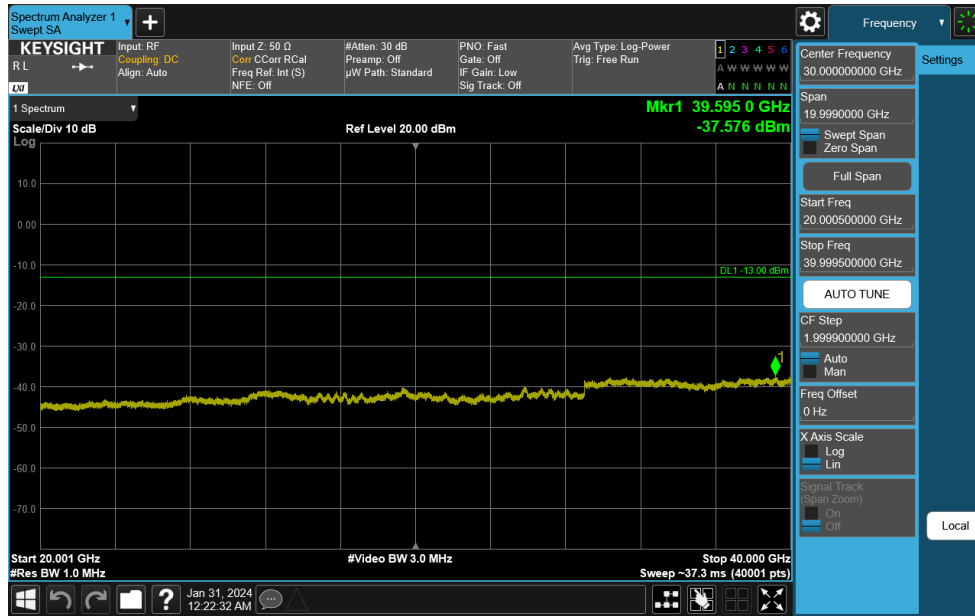


Plot 7-126. Conducted Spurious Plot (NR Band n77 C-Band - 100MHz DFT-s-OFDM QPSK – RB Size 1, RB Offset 0 – High Channel)



Plot 7-127. Conducted Spurious Plot (NR Band n77 C-Band - 100MHz DFT-s-OFDM QPSK – RB Size 1, RB Offset 0 – High Channel)

FCC ID: BCGA2926	PART 27 MEASUREMENT REPORT	Approved by: Technical Manager
Test Report S/N: 1C2311270070-11.BCG	Test Dates: 10/1/2023 - 3/20/2024	EUT Type: Tablet Device
		Page 83 of 265



Plot 7-128. Conducted Spurious Plot (NR Band n77 C-Band - 100MHz DFT-s-OFDM QPSK – RB Size 1, RB Offset 0 – High Channel)

FCC ID: BCGA2926	PART 27 MEASUREMENT REPORT		Approved by: Technical Manager
Test Report S/N: 1C2311270070-11.BCG	Test Dates: 10/1/2023 - 3/20/2024	EUT Type: Tablet Device	Page 84 of 265

7.4 Band Edge Emissions at Antenna Terminal

\$2.1051, \$27.53(l), \$27.53(n)

Test Overview and Limit

All out of band emissions are measured with a spectrum analyzer connected to the antenna terminal of the EUT while the EUT is operating at maximum power, and at the appropriate frequencies. All data rates were investigated to determine the worst case configuration. All modes of operation were investigated and the worst case configuration results are reported in this section. All ports were tested and only the worst case data was reported.

For NR FR1 Band n77, the minimum permissible attenuation level of any spurious emission is $43 + 10 \log_{10}(P_{[Watts]})$, where P is the transmitter power in Watts.

Test Procedure Used

KDB 971168 D01 v03r01 – Section 6.0

Test Settings

1. Start and stop frequency were set such that the band edge would be placed in the center of the plot
2. Span was set large enough so as to capture all out of band emissions near the band edge
3. RBW \geq 1% of the emission bandwidth
4. VBW \geq 3 x RBW
5. Detector = RMS
6. Number of sweep points \geq 2 x Span/RBW
7. Trace mode = trace average for continuous emissions, max hold for pulse emissions
8. Sweep time = auto couple
9. The trace was allowed to stabilize

Test Setup

The EUT and measurement equipment were set up as shown in the diagram below.

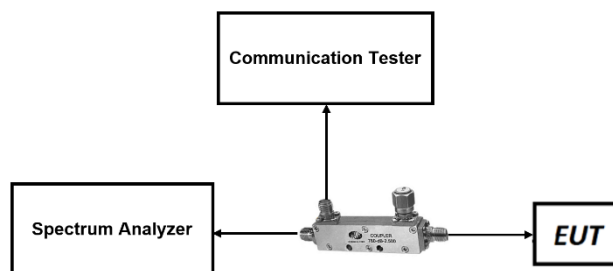



Figure 7-3. Test Instrument & Measurement Setup

FCC ID: BCGA2926	 PART 27 MEASUREMENT REPORT	Approved by: Technical Manager
Test Report S/N: 1C2311270070-11.BCG	Test Dates: 10/1/2023 - 3/20/2024	EUT Type: Tablet Device
		Page 85 of 265


V2.2 09/07/2023

Test Notes

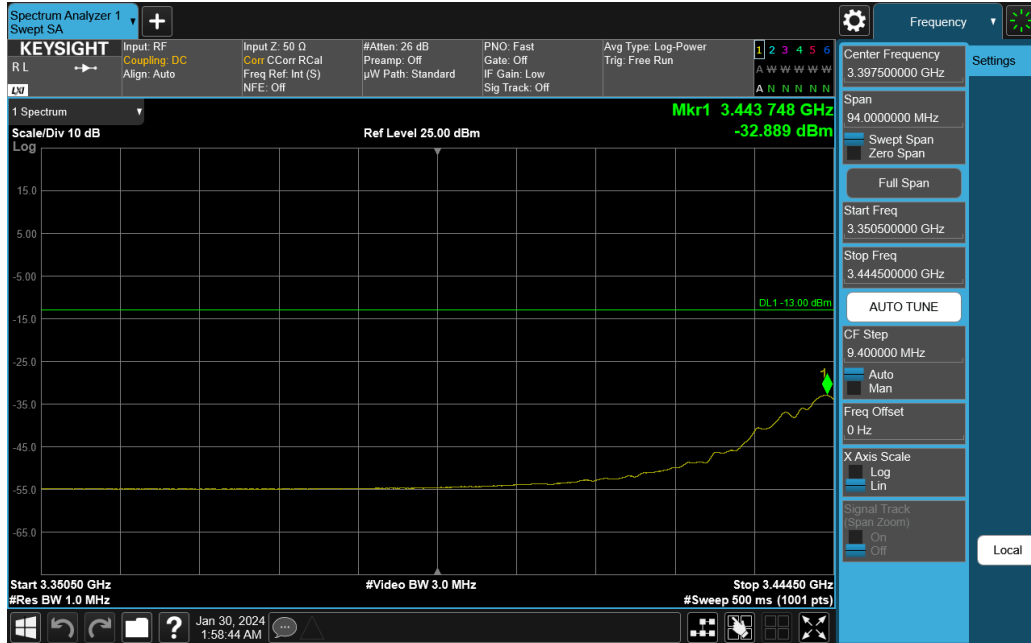
1. Per Part 27.53(l), compliance with the applicable limits is based on the use of measurement instrumentation employing a resolution bandwidth 1MHz or greater. However, in the 1 MHz bands immediately outside and adjacent to the frequency block a resolution bandwidth of at least one percent of the emission bandwidth of the fundamental emission of the transmitter may be employed. In the bands between 1 and 5 MHz removed from the licensee’s frequency block, the minimum resolution bandwidth shall be 500kHz. The emission bandwidth is defined as the width of the signal between two points, one below the carrier center frequency and one above the carrier center frequency, outside of which all emission are attenuated at least 26 dB below the transmitter power.

2. Per Part 27.53(n), compliance with the applicable limits is based on the use of measurement instrumentation employing a resolution bandwidth 1MHz or greater. However, in the 1 MHz bands immediately outside and adjacent to the frequency block a resolution bandwidth of at least one percent of the emission bandwidth of the fundamental emission of the transmitter may be employed, but limited to a maximum of 200 kHz. In the bands between 1 and 5 MHz removed from the licensee’s frequency block, the minimum resolution bandwidth shall be 500kHz. The emission bandwidth is defined as the width of the signal between two points, one below the carrier center frequency and one above the carrier center frequency, outside of which all emission are attenuated at least 26 dB below the transmitter power.

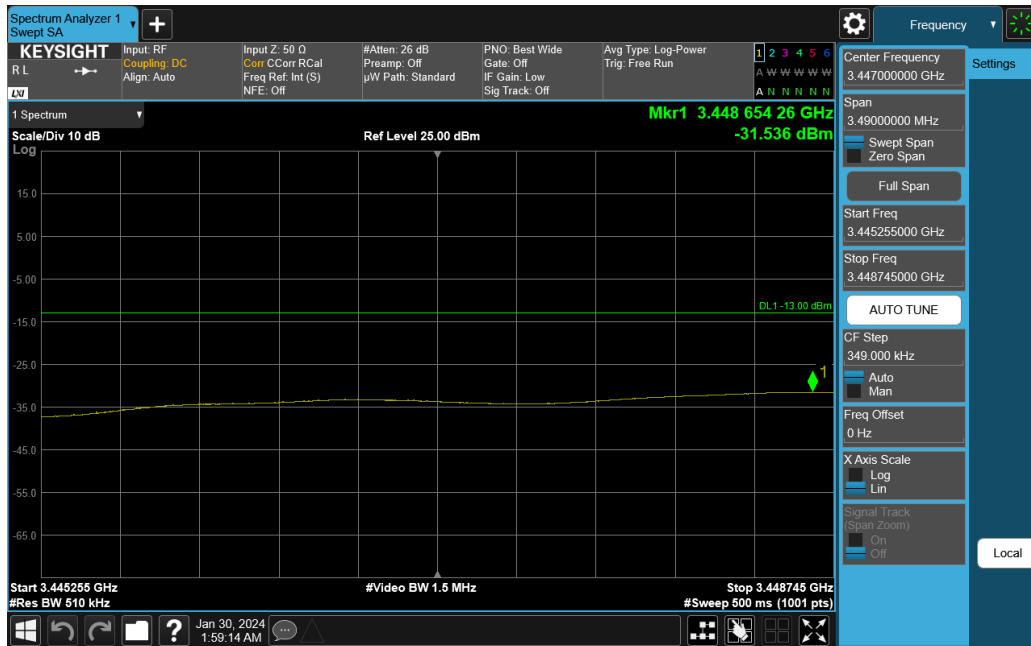
3. For NR operation, all subcarrier spacings (SCS) and transmission schemes (e.g. CP-OFDM and DFT-s-OFDM) were investigated to determine the worst case configuration. All modes of operation were investigated and the worst case configuration results are reported in this section.

FCC ID: BCGA2926	 PART 27 MEASUREMENT REPORT		Approved by: Technical Manager
Test Report S/N: 1C2311270070-11.BCG	Test Dates: 10/1/2023 - 3/20/2024	EUT Type: Tablet Device	Page 86 of 265

NR Band n77 DoD-Band

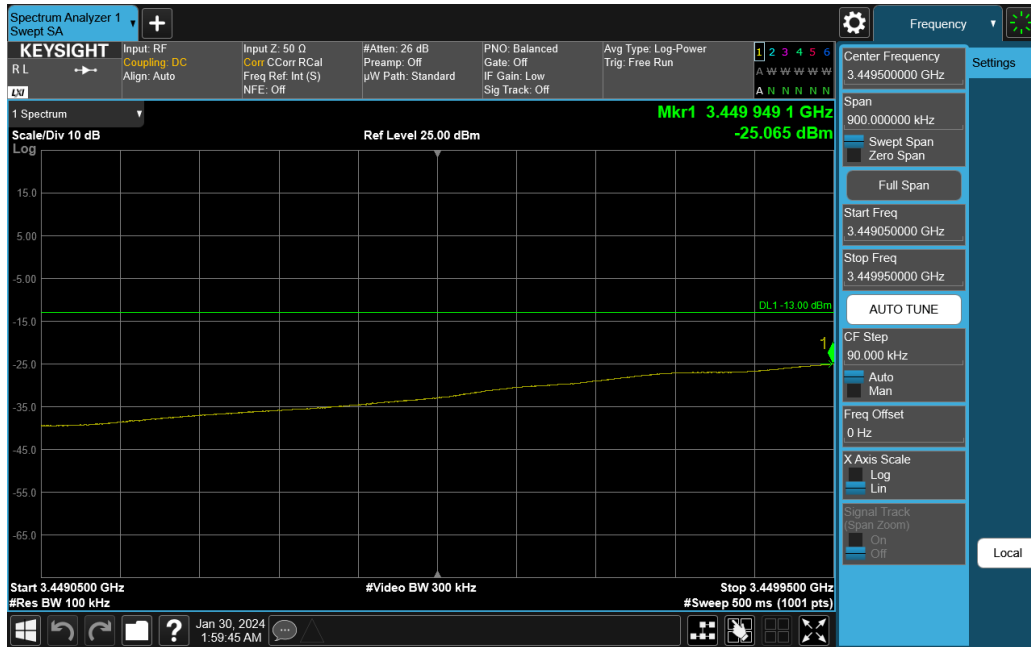


Plot 7-129. Lower ACP Plot (NR Band n77 DoD-Band - 10MHz DFT-s-OFDM $\Pi/2$ BPSK – Full RB)

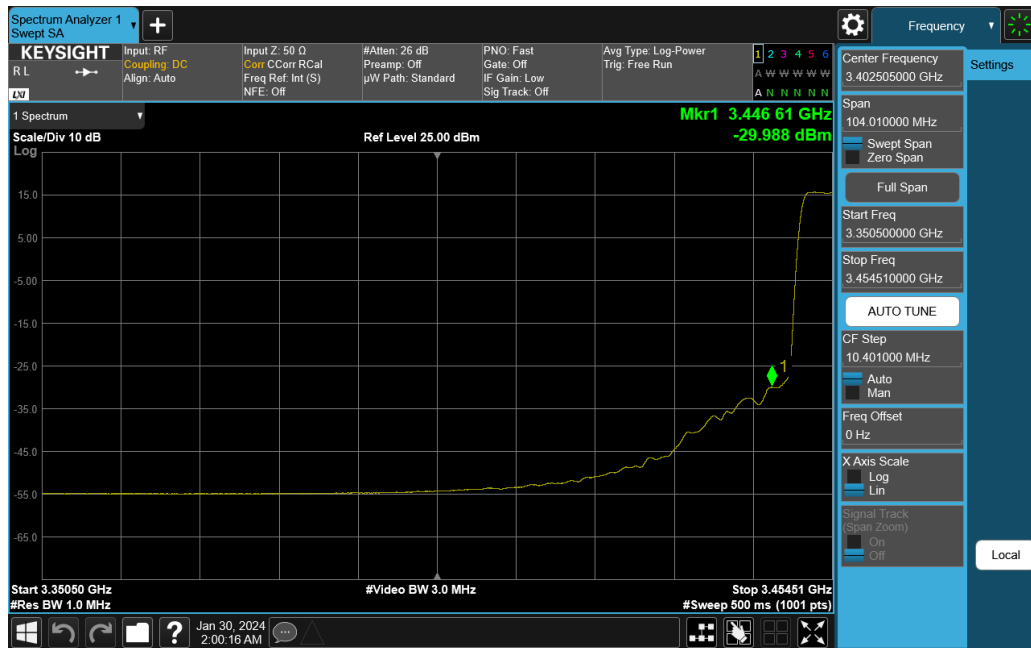


Plot 7-130. Lower ACP Plot (NR Band n77 DoD-Band - 10MHz DFT-s-OFDM $\Pi/2$ BPSK – Full RB)

FCC ID: BCGA2926	PART 27 MEASUREMENT REPORT	Approved by: Technical Manager
Test Report S/N: 1C2311270070-11.BCG	Test Dates: 10/1/2023 - 3/20/2024	EUT Type: Tablet Device
		Page 87 of 265

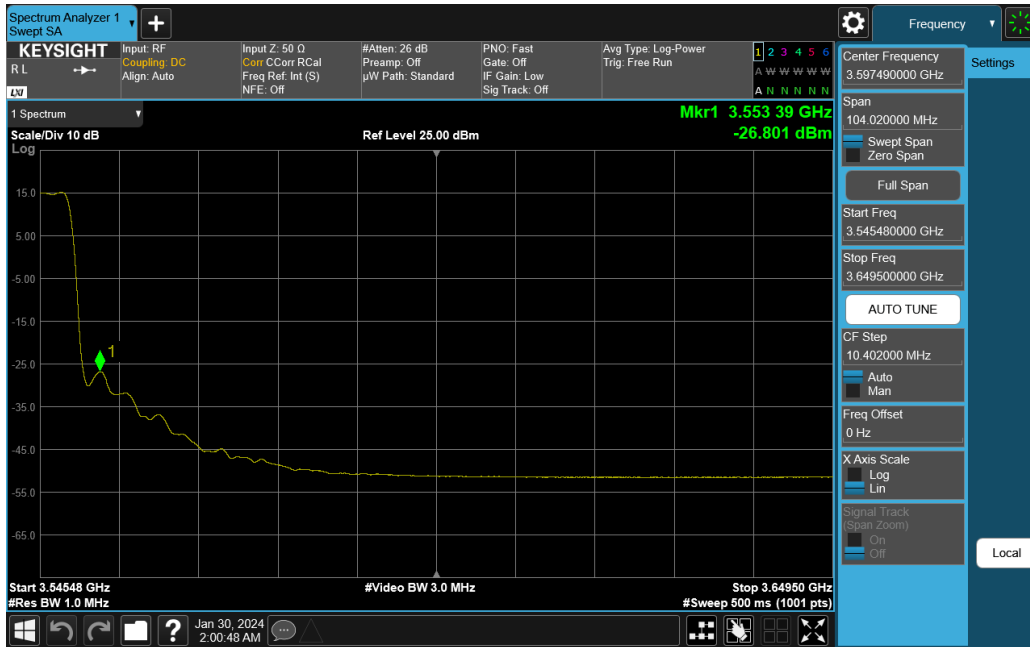


Plot 7-131. Lower ACP Plot (NR Band n77 DoD-Band - 10MHz DFT-s-OFDM $\pi/2$ BPSK – Full RB)

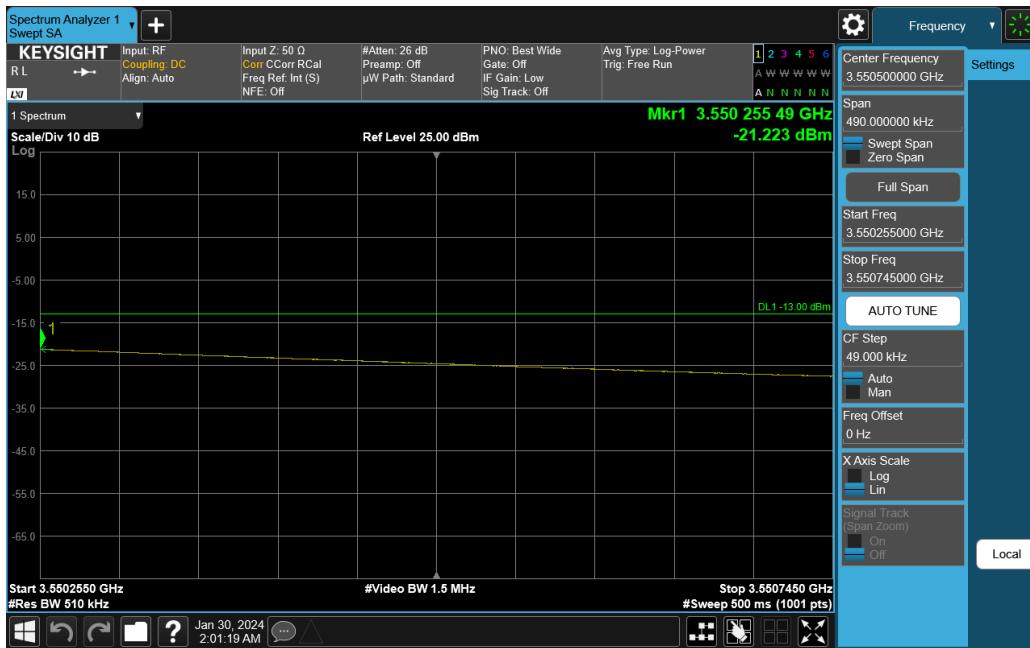


Plot 7-132. Lower ACP Plot (NR Band n77 DoD-Band - 10MHz DFT-s-OFDM $\pi/2$ BPSK – Full RB)

FCC ID: BCGA2926	PART 27 MEASUREMENT REPORT	Approved by: Technical Manager
Test Report S/N: 1C2311270070-11.BCG	Test Dates: 10/1/2023 - 3/20/2024	Page 88 of 265
	EUT Type: Tablet Device	

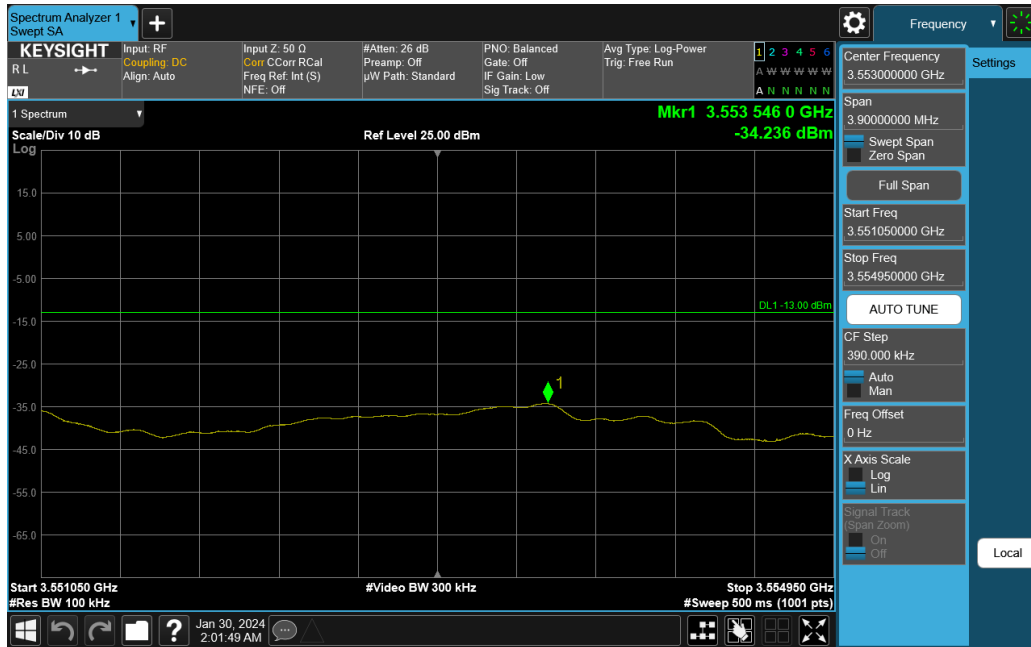


Plot 7-133. Upper ACP Plot (NR Band n77 DoD-Band - 10MHz DFT-s-OFDM $\Pi/2$ BPSK – Full RB)

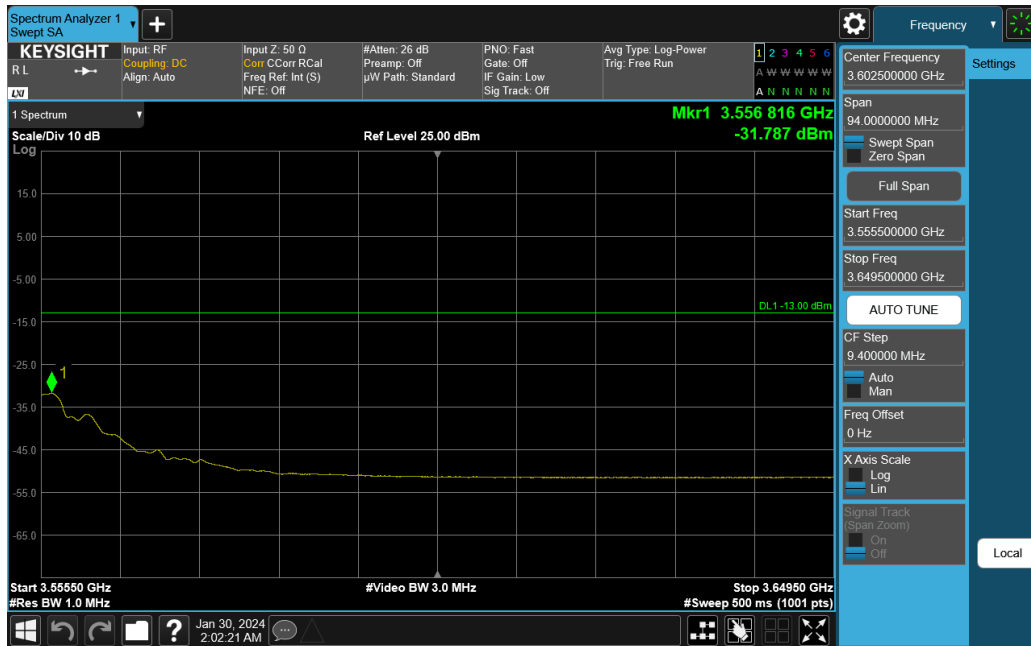


Plot 7-134. Upper ACP Plot (NR Band n77 DoD-Band - 10MHz DFT-s-OFDM $\Pi/2$ BPSK – Full RB)

FCC ID: BCGA2926	PART 27 MEASUREMENT REPORT	Approved by: Technical Manager
Test Report S/N: 1C2311270070-11.BCG	Test Dates: 10/1/2023 - 3/20/2024	Page 89 of 265
	EUT Type: Tablet Device	

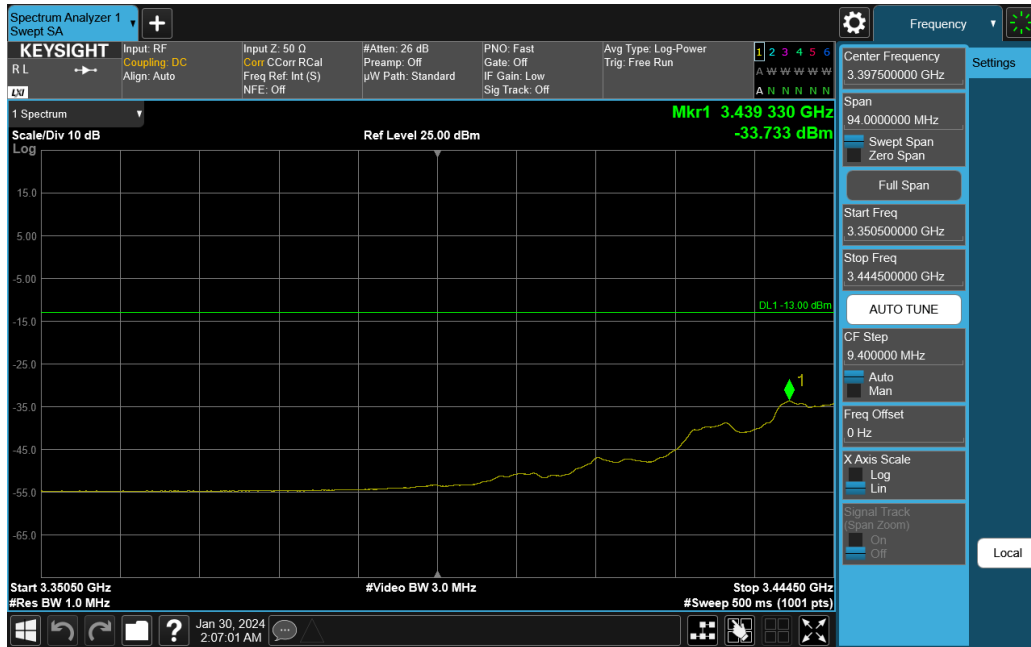


Plot 7-135. Upper ACP Plot (NR Band n77 DoD-Band - 10MHz DFT-s-OFDM $\pi/2$ BPSK – Full RB)

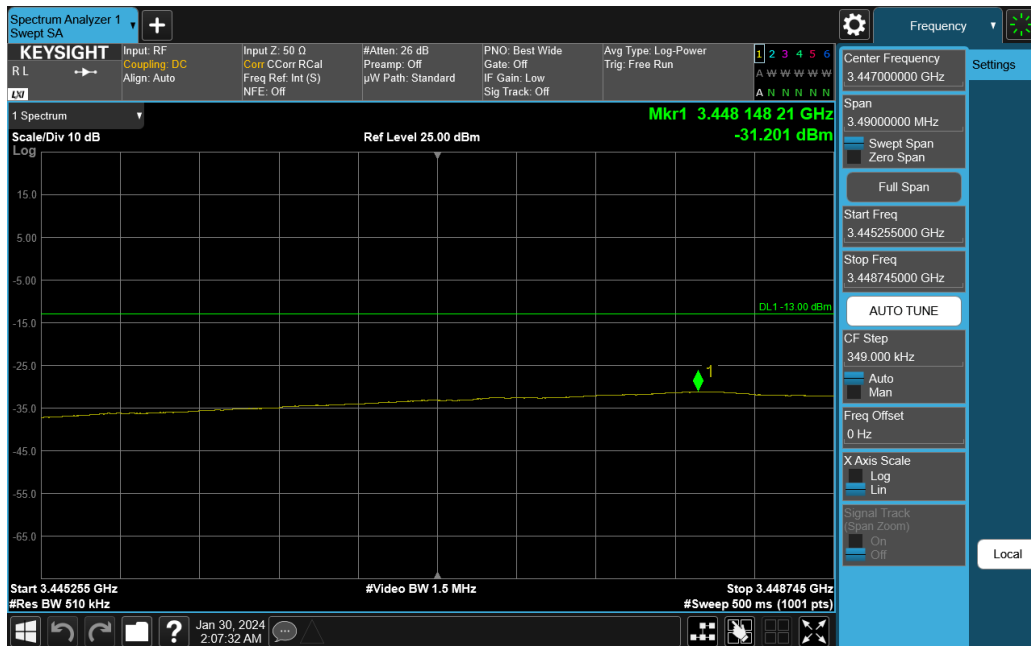


Plot 7-136. Upper ACP Plot (NR Band n77 DoD-Band - 10MHz DFT-s-OFDM $\pi/2$ BPSK – Full RB)

FCC ID: BCGA2926	PART 27 MEASUREMENT REPORT	Approved by: Technical Manager
Test Report S/N: 1C2311270070-11.BCG	Test Dates: 10/1/2023 - 3/20/2024	EUT Type: Tablet Device
		Page 90 of 265

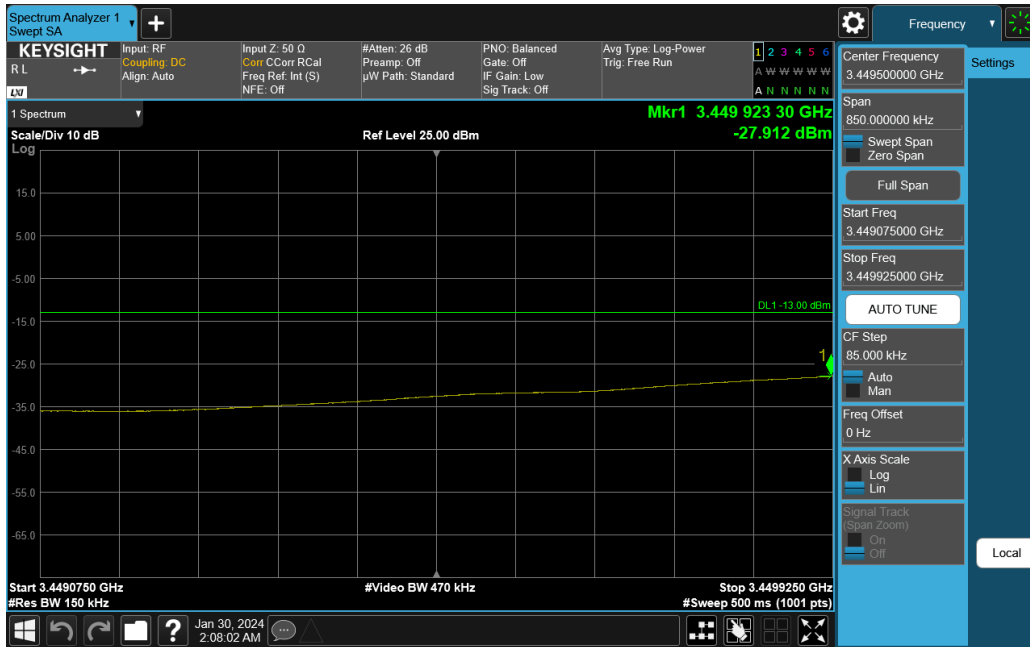


Plot 7-137. Lower ACP Plot (NR Band n77 DoD-Band - 15MHz DFT-s-OFDM QPSK – Full RB)

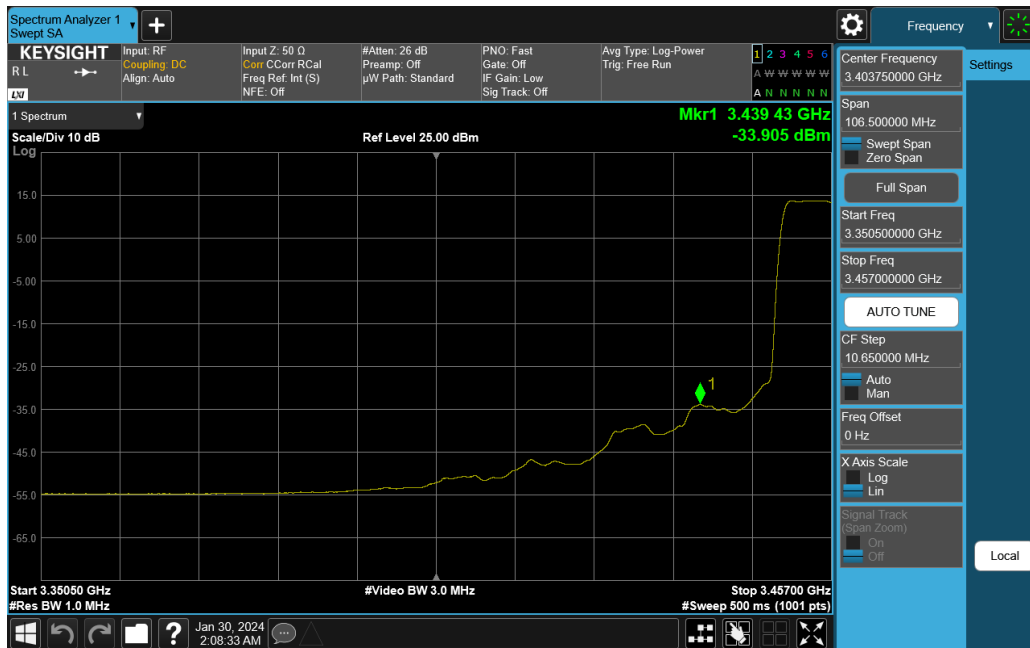


Plot 7-138. Lower ACP Plot (NR Band n77 DoD-Band - 15MHz DFT-s-OFDM QPSK – Full RB)

FCC ID: BCGA2926	PART 27 MEASUREMENT REPORT	Approved by: Technical Manager
Test Report S/N: 1C2311270070-11.BCG	Test Dates: 10/1/2023 - 3/20/2024	Page 91 of 265
	EUT Type: Tablet Device	

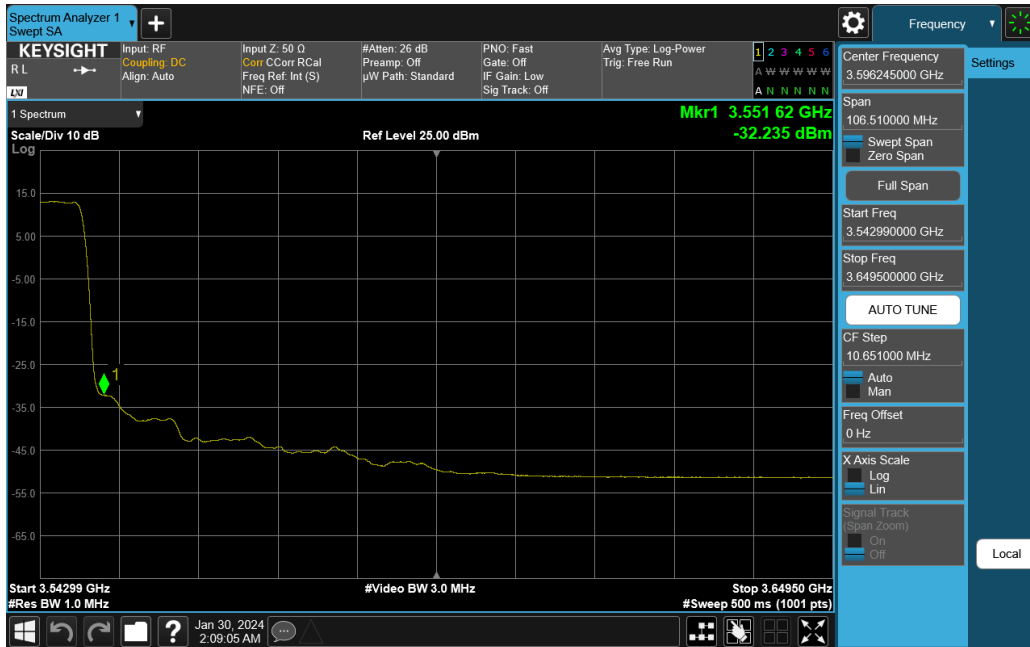


Plot 7-139. Lower ACP Plot (NR Band n77 DoD-Band - 15MHz DFT-s-OFDM QPSK – Full RB)

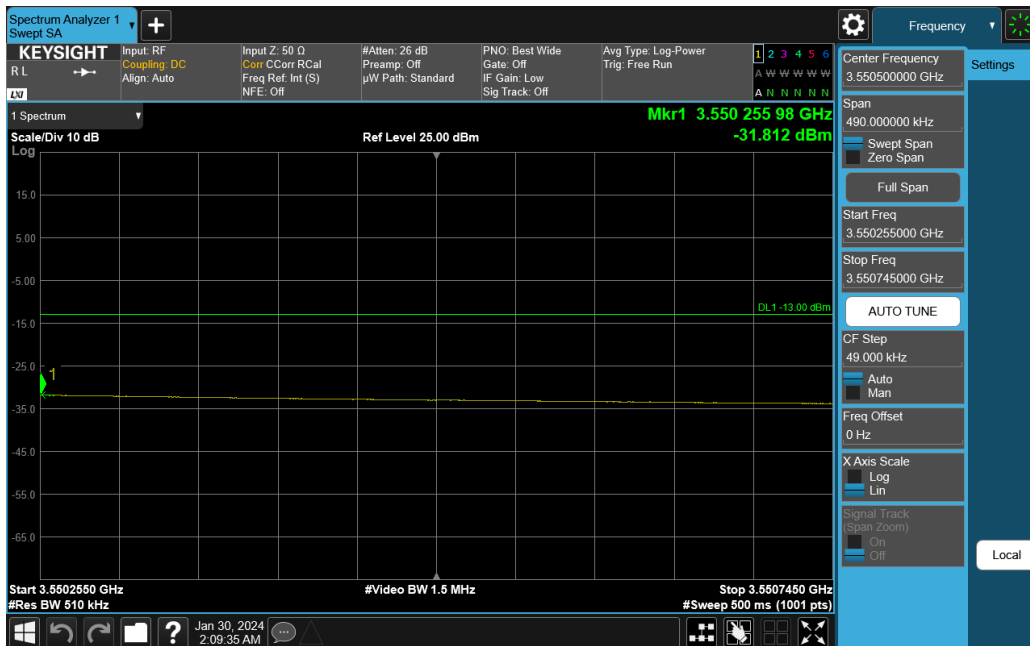


Plot 7-140. Lower ACP Plot (NR Band n77 DoD-Band - 15MHz DFT-s-OFDM QPSK – Full RB)

FCC ID: BCGA2926	PART 27 MEASUREMENT REPORT	Approved by: Technical Manager
Test Report S/N: 1C2311270070-11.BCG	Test Dates: 10/1/2023 - 3/20/2024	Page 92 of 265
	EUT Type: Tablet Device	

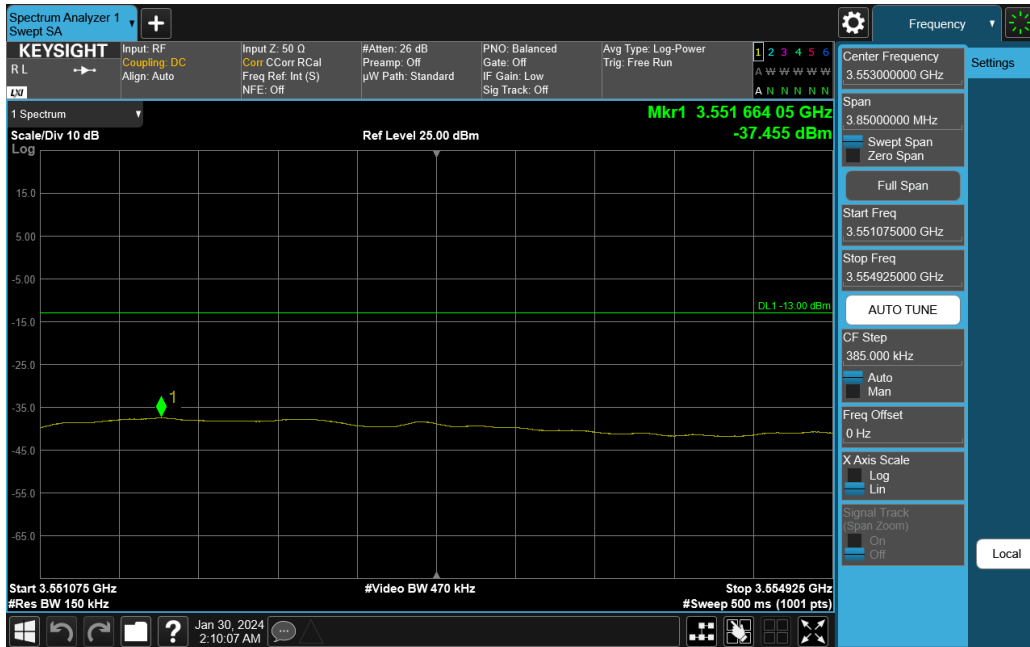


Plot 7-141. Upper ACP Plot (NR Band n77 DoD-Band - 15MHz DFT-s-OFDM QPSK – Full RB)

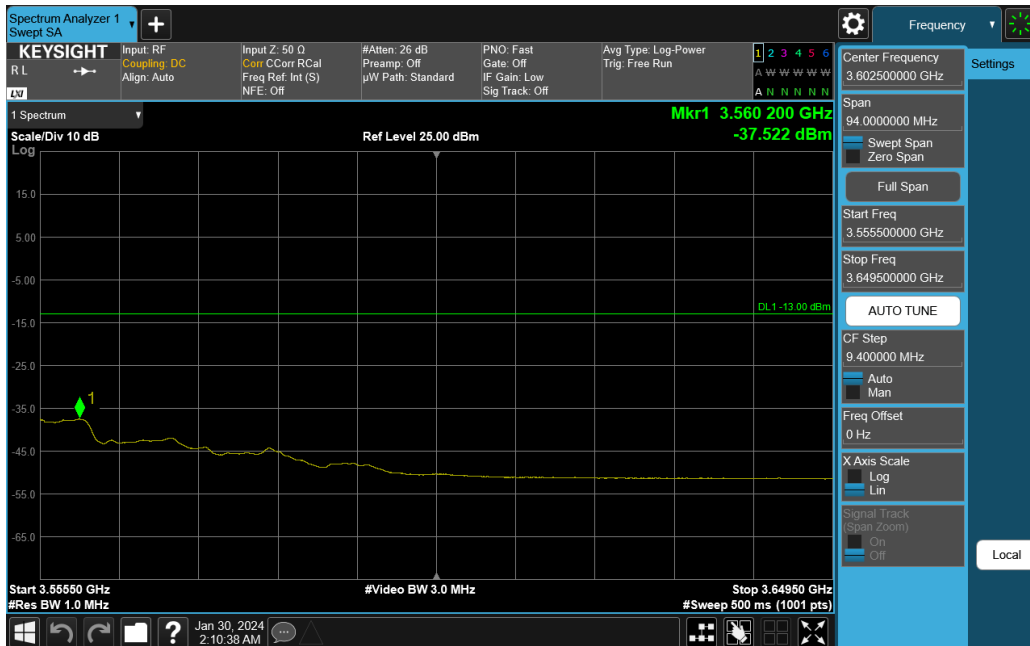


Plot 7-142. Upper ACP Plot (NR Band n77 DoD-Band - 15MHz DFT-s-OFDM QPSK – Full RB)

FCC ID: BCGA2926	PART 27 MEASUREMENT REPORT		Approved by: Technical Manager
Test Report S/N: 1C2311270070-11.BCG	Test Dates: 10/1/2023 - 3/20/2024	EUT Type: Tablet Device	Page 93 of 265

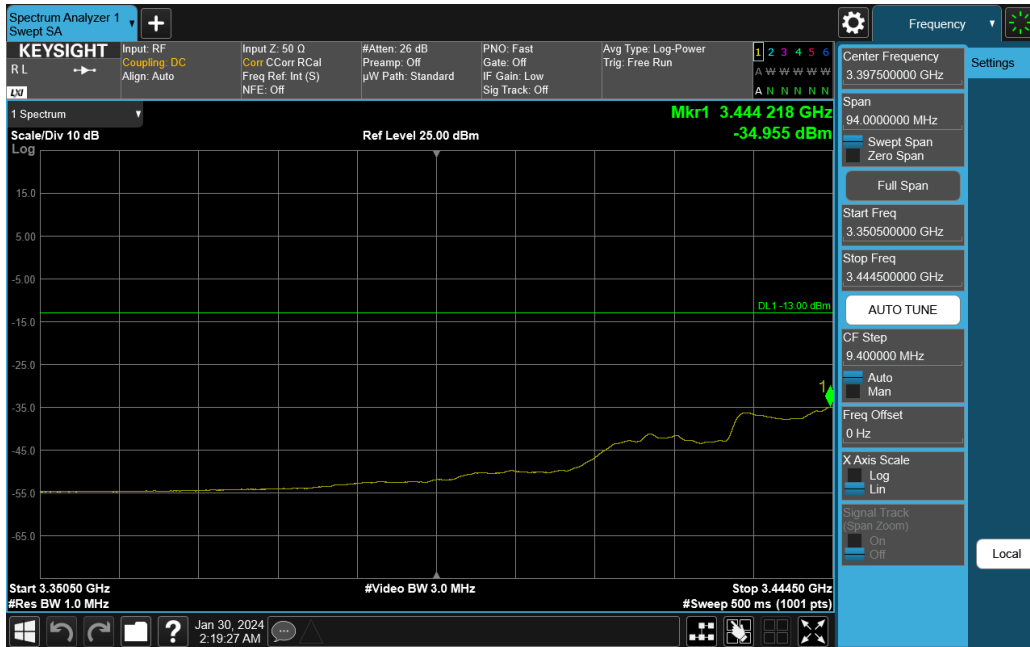


Plot 7-143. Upper ACP Plot (NR Band n77 DoD-Band - 15MHz DFT-s-OFDM QPSK – Full RB)

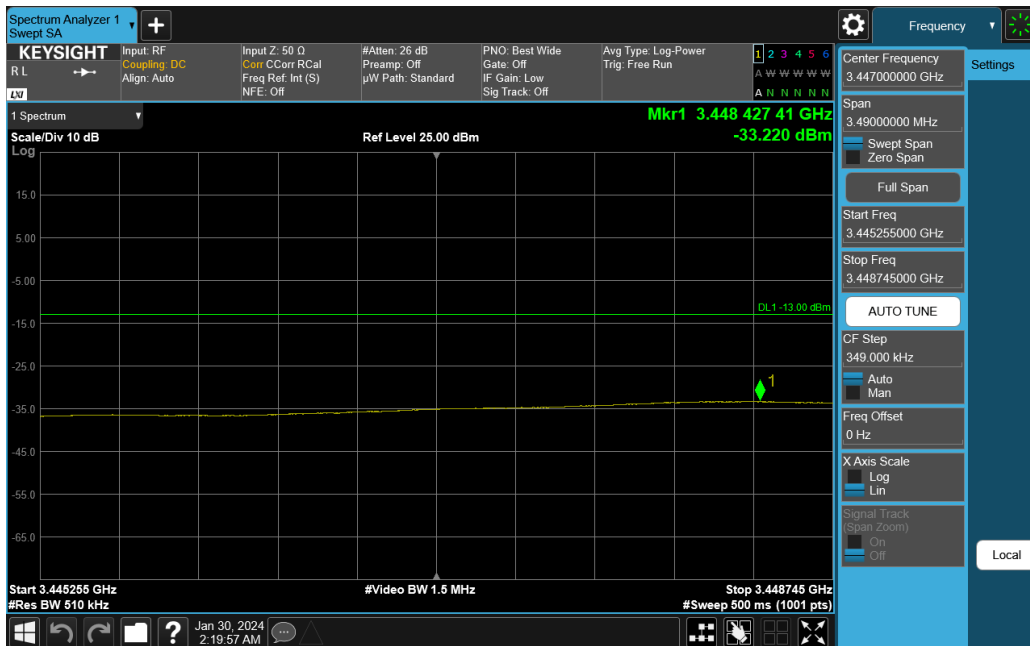


Plot 7-144. Upper ACP Plot (NR Band n77 DoD-Band - 15MHz DFT-s-OFDM QPSK – Full RB)

FCC ID: BCGA2926	PART 27 MEASUREMENT REPORT	Approved by: Technical Manager
Test Report S/N: 1C2311270070-11.BCG	Test Dates: 10/1/2023 - 3/20/2024	EUT Type: Tablet Device
		Page 94 of 265

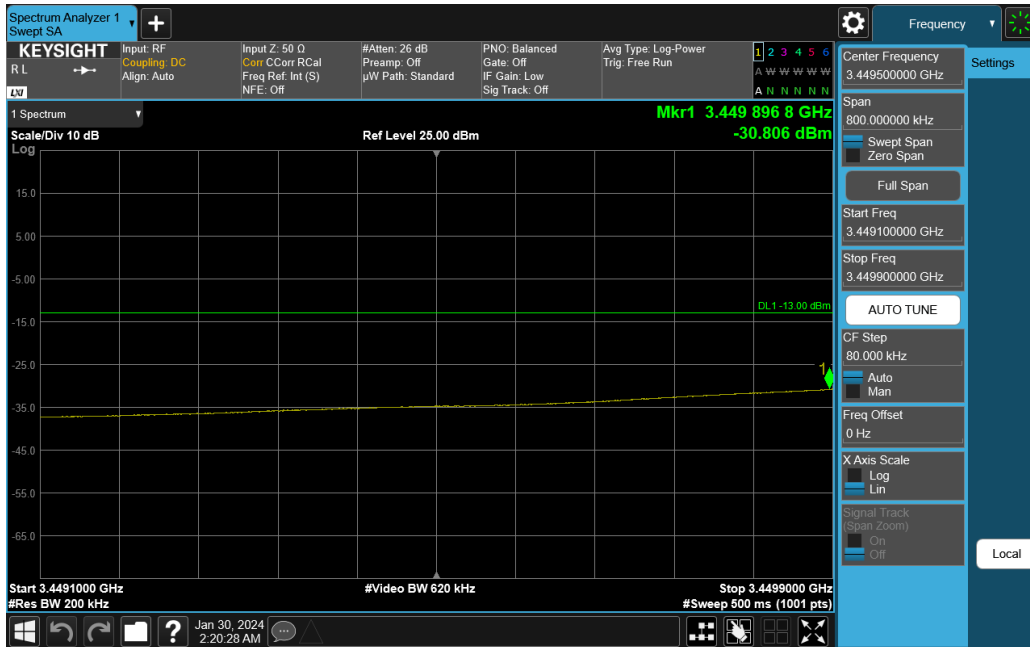


Plot 7-145. Lower ACP Plot (NR Band n77 DoD-Band - 20MHz DFT-s-OFDM QPSK – Full RB)

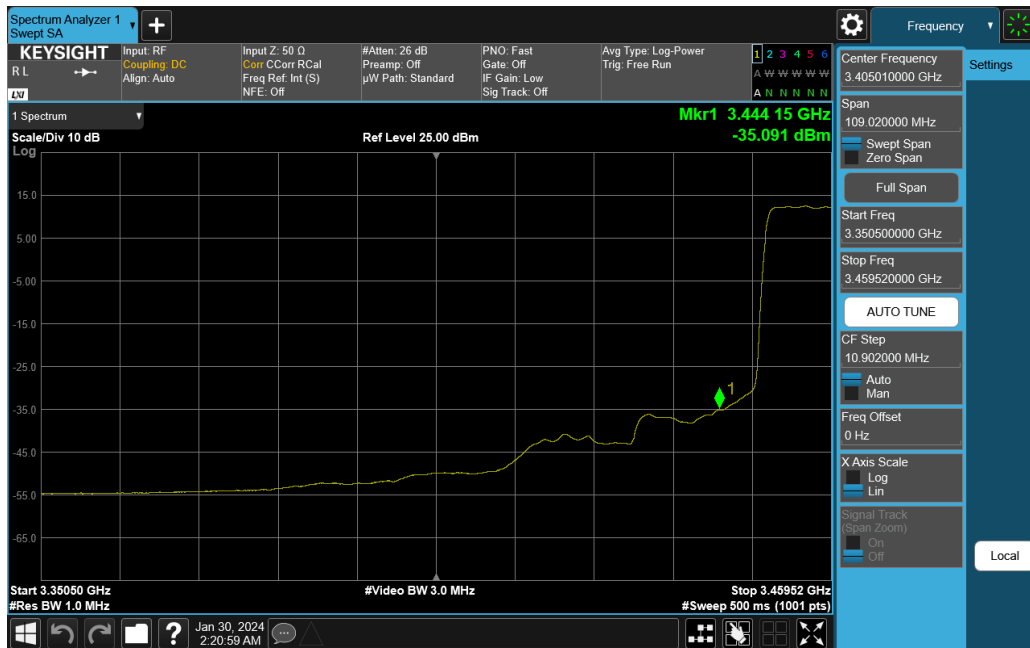


Plot 7-146. Lower ACP Plot (NR Band n77 DoD-Band - 20MHz DFT-s-OFDM QPSK – Full RB)

FCC ID: BCGA2926	PART 27 MEASUREMENT REPORT		Approved by: Technical Manager
Test Report S/N: 1C2311270070-11.BCG	Test Dates: 10/1/2023 - 3/20/2024	EUT Type: Tablet Device	Page 95 of 265

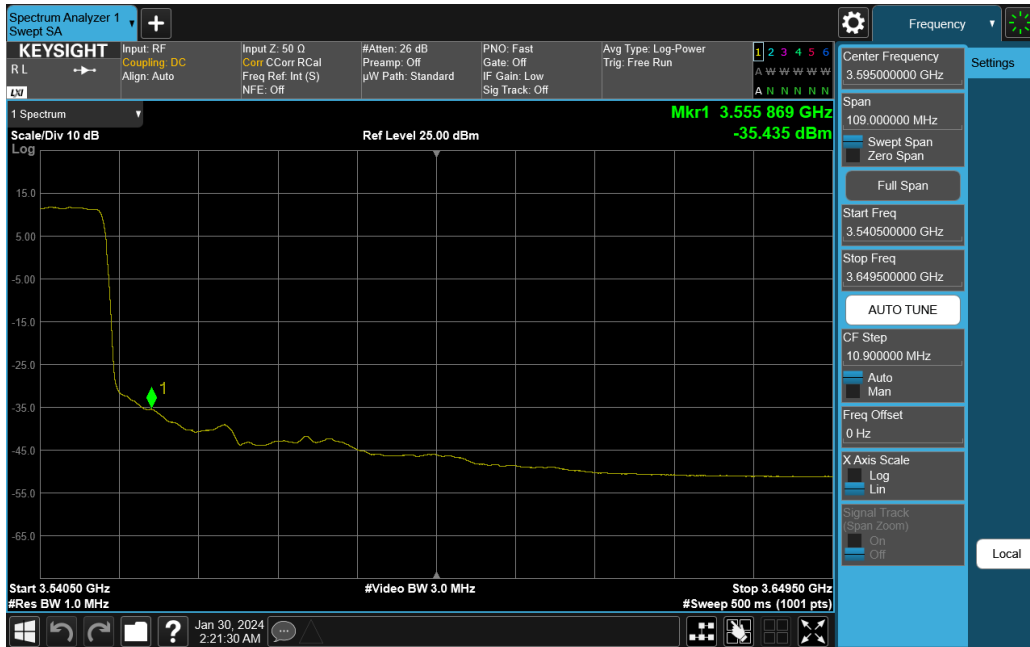


Plot 7-147. Lower ACP Plot (NR Band n77 DoD-Band - 20MHz DFT-s-OFDM QPSK – Full RB)

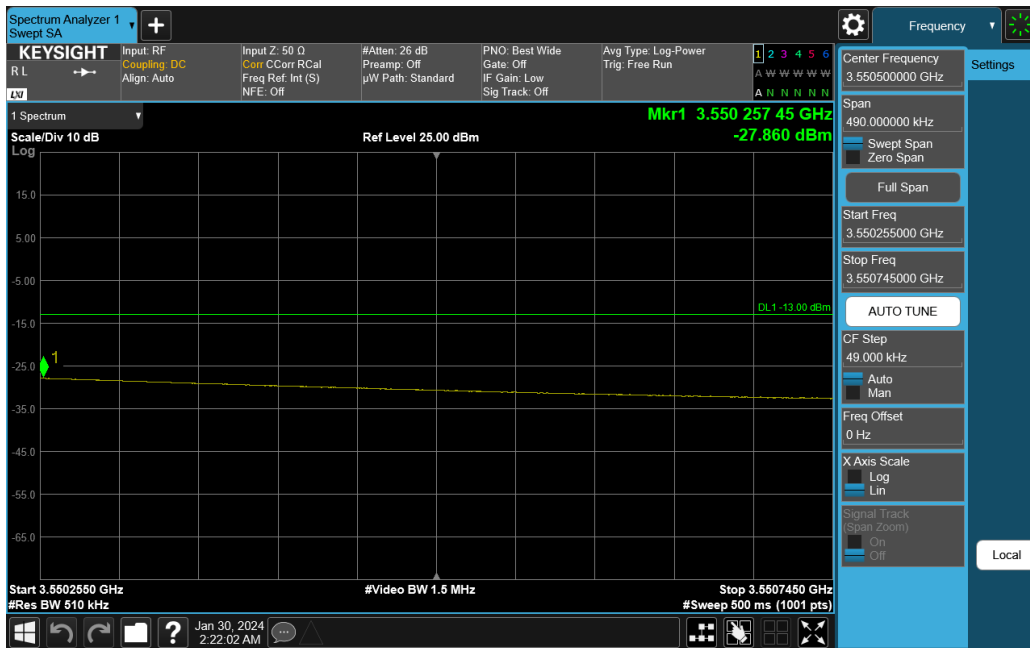


Plot 7-148. Lower ACP Plot (NR Band n77 DoD-Band - 20MHz DFT-s-OFDM QPSK – Full RB)

FCC ID: BCGA2926	PART 27 MEASUREMENT REPORT	Approved by: Technical Manager
Test Report S/N: 1C2311270070-11.BCG	Test Dates: 10/1/2023 - 3/20/2024	Page 96 of 265
	EUT Type: Tablet Device	

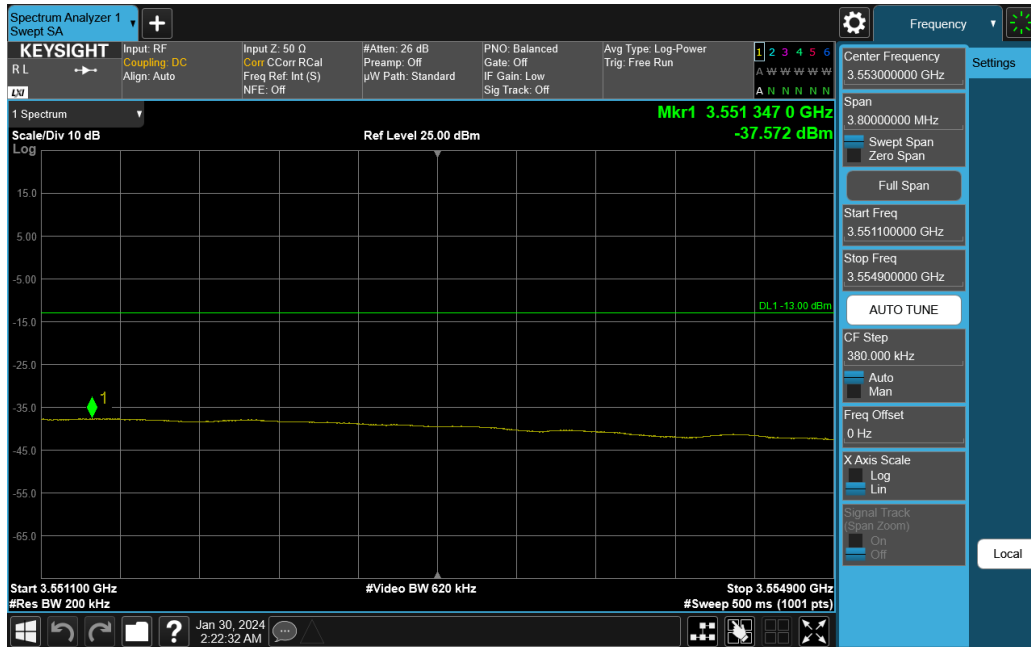


Plot 7-149. Upper ACP Plot (NR Band n77 DoD-Band - 20MHz DFT-s-OFDM QPSK – Full RB)

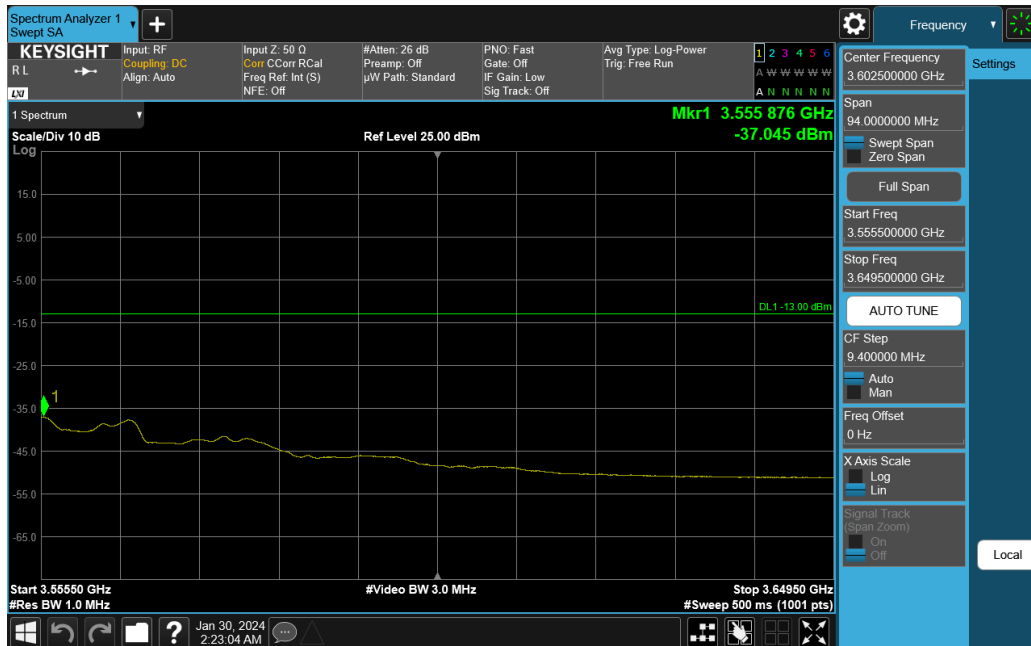


Plot 7-150. Upper ACP Plot (NR Band n77 DoD-Band - 20MHz DFT-s-OFDM QPSK – Full RB)

FCC ID: BCGA2926	PART 27 MEASUREMENT REPORT		Approved by: Technical Manager
Test Report S/N: 1C2311270070-11.BCG	Test Dates: 10/1/2023 - 3/20/2024	EUT Type: Tablet Device	Page 97 of 265

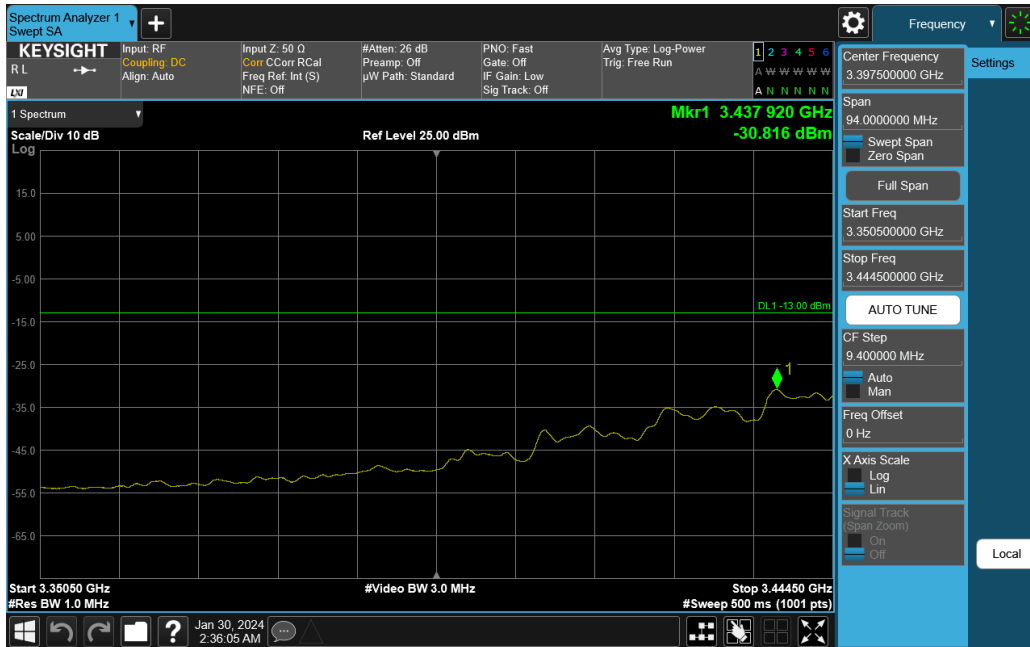


Plot 7-151. Upper ACP Plot (NR Band n77 DoD-Band - 20MHz DFT-s-OFDM QPSK – Full RB)

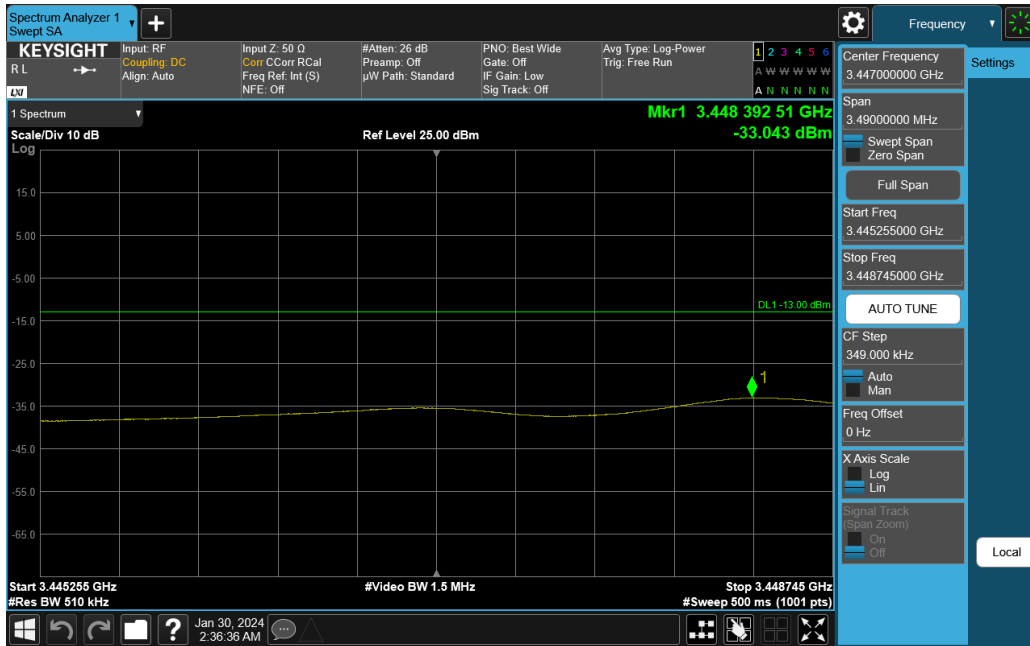


Plot 7-152. Upper ACP Plot (NR Band n77 DoD-Band - 20MHz DFT-s-OFDM QPSK – Full RB)

FCC ID: BCGA2926	PART 27 MEASUREMENT REPORT	Approved by: Technical Manager
Test Report S/N: 1C2311270070-11.BCG	Test Dates: 10/1/2023 - 3/20/2024	EUT Type: Tablet Device
		Page 98 of 265

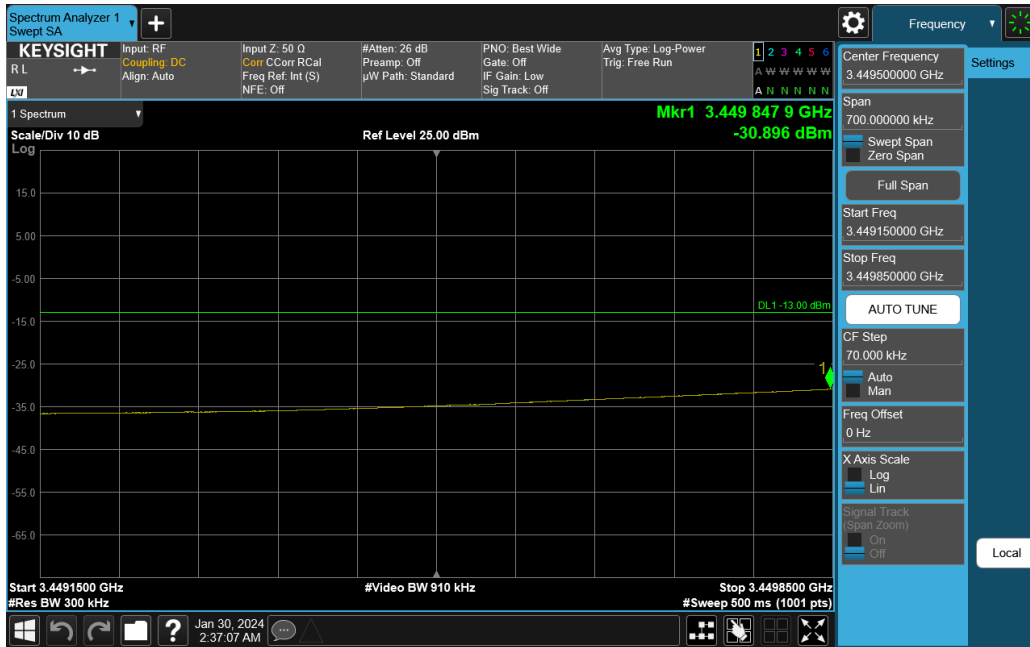


Plot 7-153. Lower ACP Plot (NR Band n77 DoD-Band - 30MHz DFT-s-OFDM $\pi/2$ BPSK – Full RB)

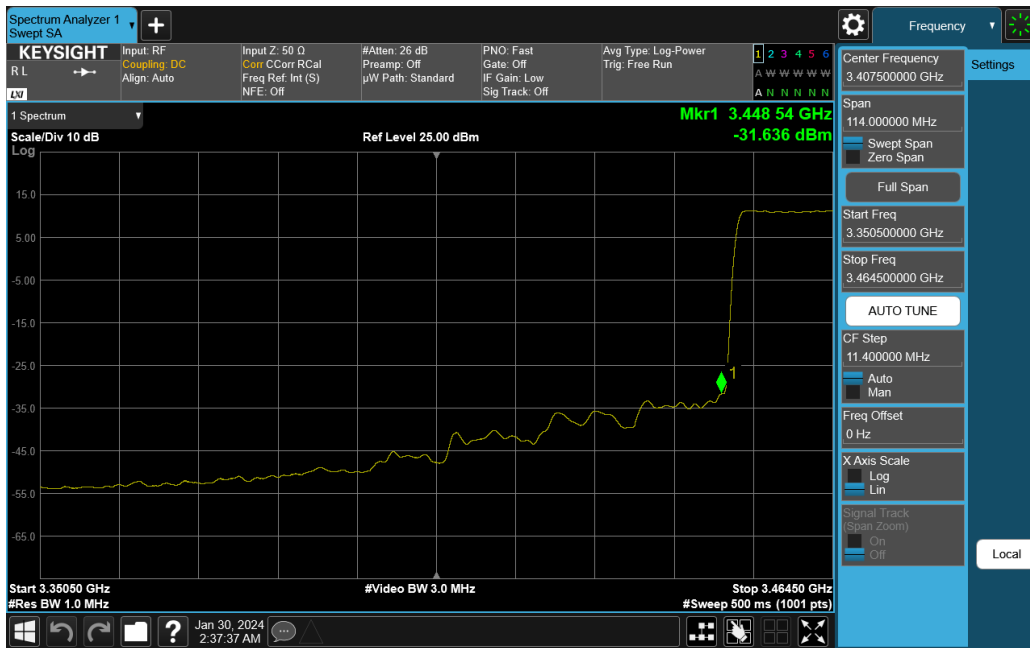


Plot 7-154. Lower ACP Plot (NR Band n77 DoD-Band - 30MHz DFT-s-OFDM $\pi/2$ BPSK – Full RB)

FCC ID: BCGA2926	PART 27 MEASUREMENT REPORT	Approved by: Technical Manager
Test Report S/N: 1C2311270070-11.BCG	Test Dates: 10/1/2023 - 3/20/2024	Page 99 of 265
	EUT Type: Tablet Device	

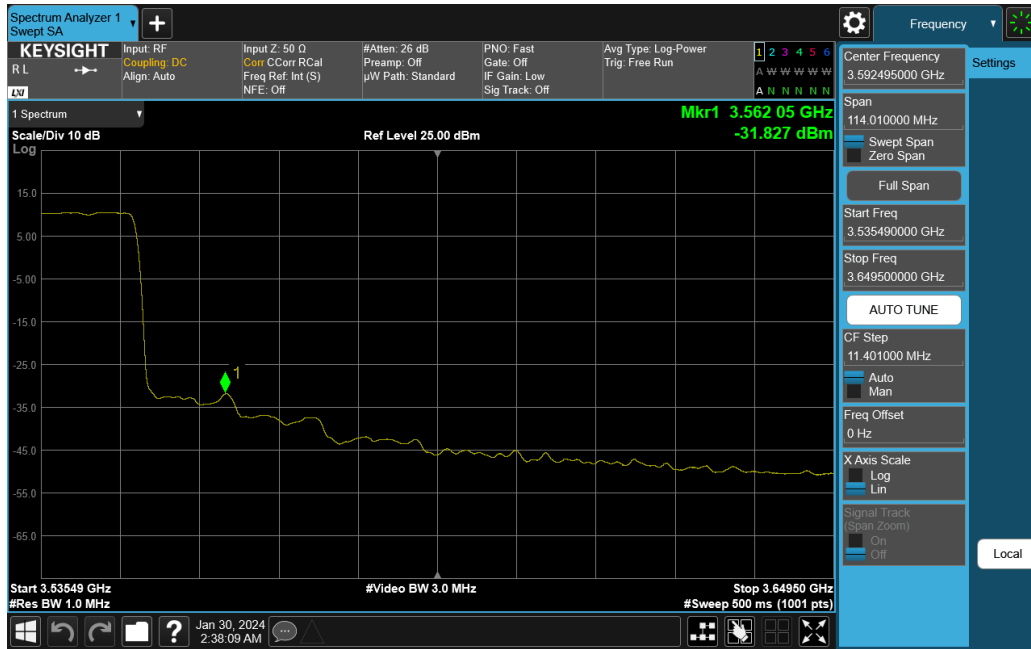


Plot 7-155. Lower ACP Plot (NR Band n77 DoD-Band - 30MHz DFT-s-OFDM $\pi/2$ BPSK – Full RB)

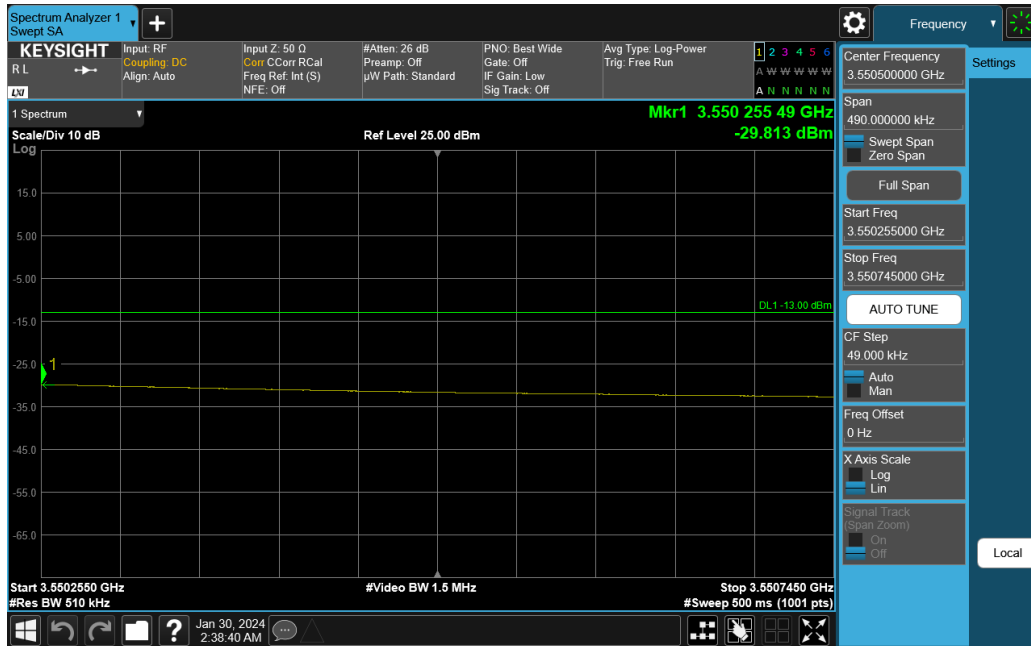


Plot 7-156. Lower ACP Plot (NR Band n77 DoD-Band - 30MHz DFT-s-OFDM $\pi/2$ BPSK – Full RB)

FCC ID: BCGA2926	PART 27 MEASUREMENT REPORT	Approved by: Technical Manager
Test Report S/N: 1C2311270070-11.BCG	Test Dates: 10/1/2023 - 3/20/2024	Page 100 of 265
	EUT Type: Tablet Device	

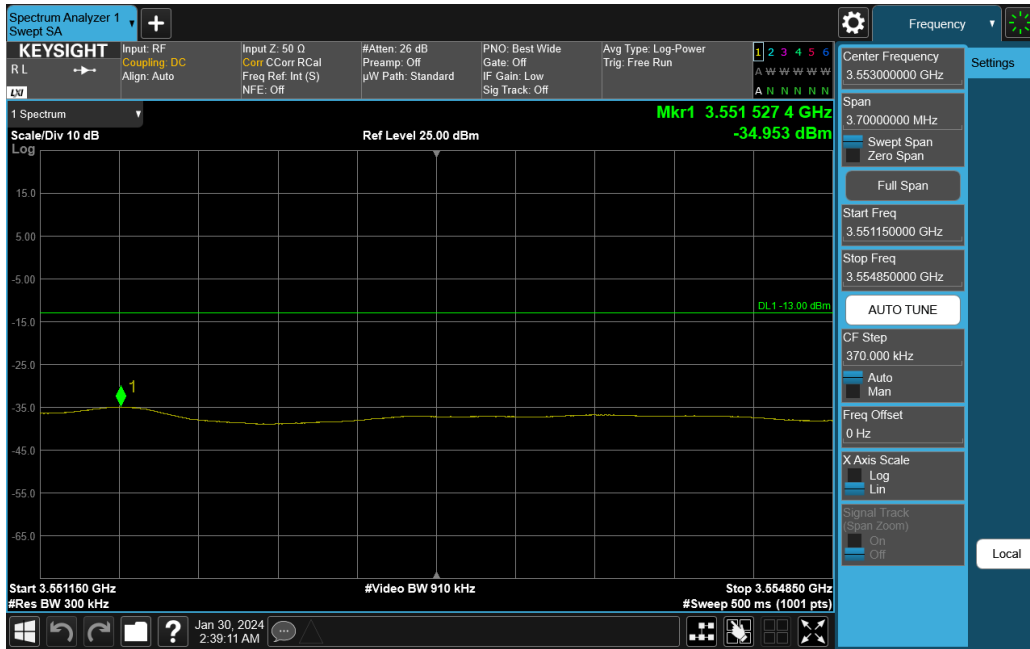


Plot 7-157. Upper ACP Plot (NR Band n77 DoD-Band - 30MHz DFT-s-OFDM Π/2 BPSK – Full RB)

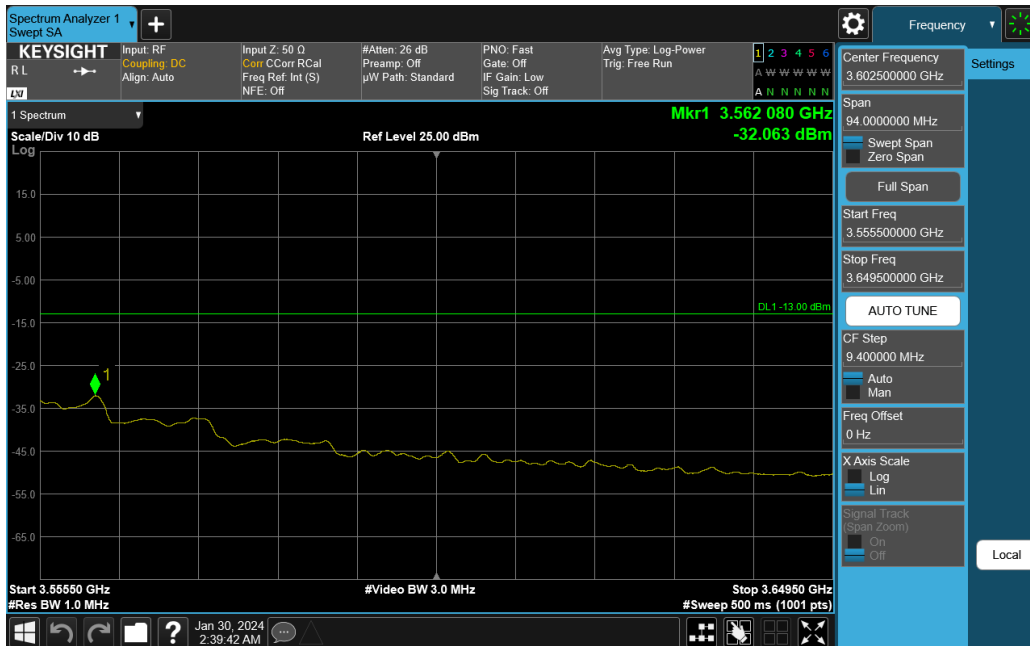


Plot 7-158. Upper ACP Plot (NR Band n77 DoD-Band - 30MHz DFT-s-OFDM Π/2 BPSK – Full RB)

FCC ID: BCGA2926	PART 27 MEASUREMENT REPORT		Approved by: Technical Manager
Test Report S/N: 1C2311270070-11.BCG	Test Dates: 10/1/2023 - 3/20/2024	EUT Type: Tablet Device	Page 101 of 265

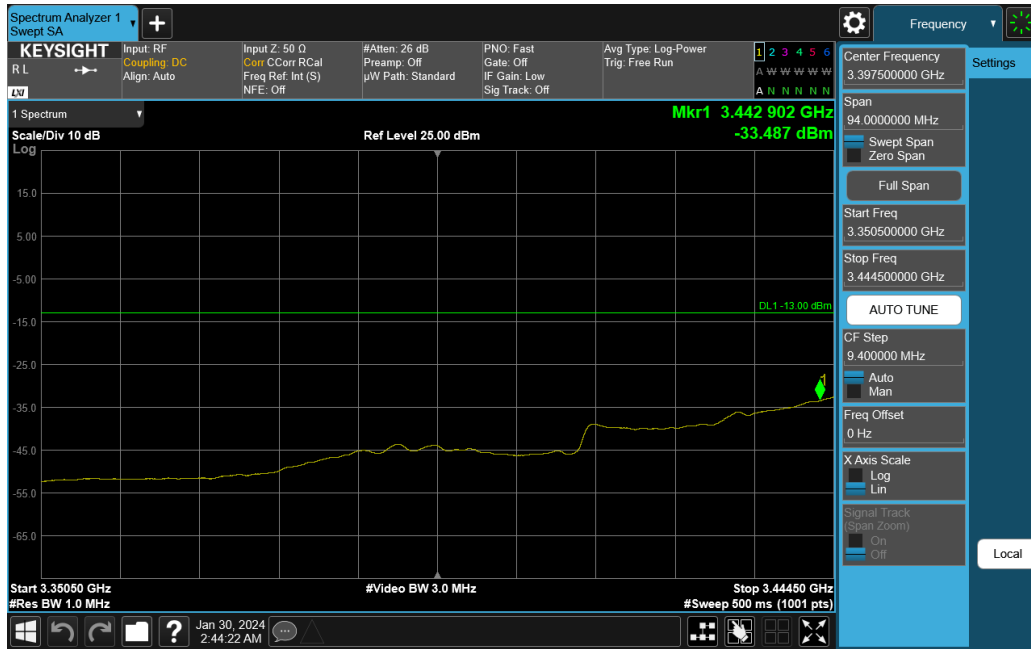


Plot 7-159. Upper ACP Plot (NR Band n77 DoD-Band - 30MHz DFT-s-OFDM $\Pi/2$ BPSK – Full RB)

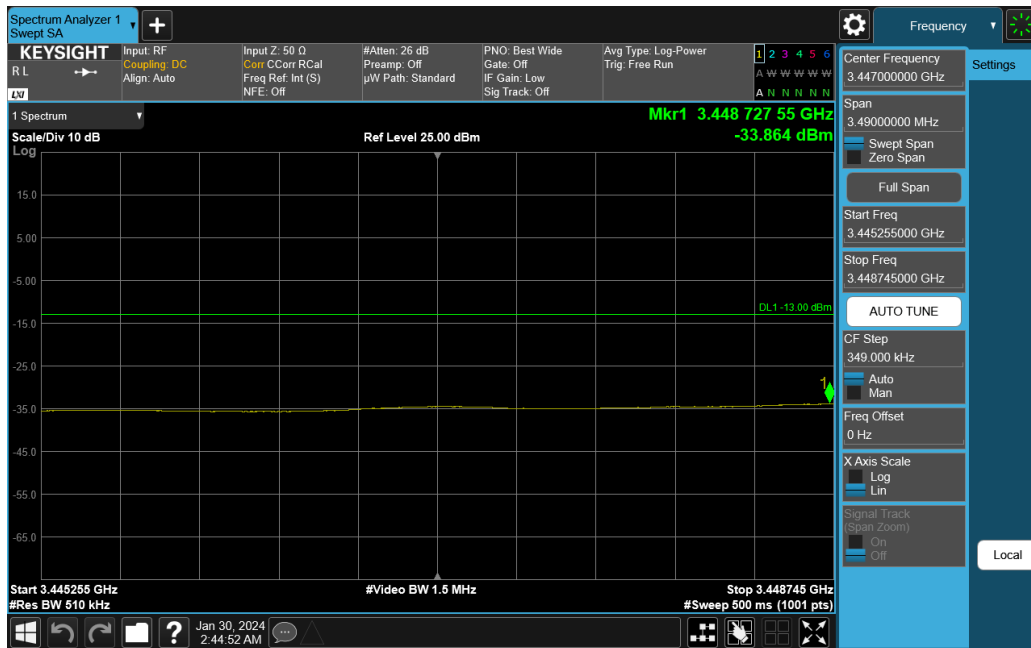


Plot 7-160. Upper ACP Plot (NR Band n77 DoD-Band - 30MHz DFT-s-OFDM $\Pi/2$ BPSK – Full RB)

FCC ID: BCGA2926	PART 27 MEASUREMENT REPORT	Approved by: Technical Manager
Test Report S/N: 1C2311270070-11.BCG	Test Dates: 10/1/2023 - 3/20/2024	Page 102 of 265
	EUT Type: Tablet Device	

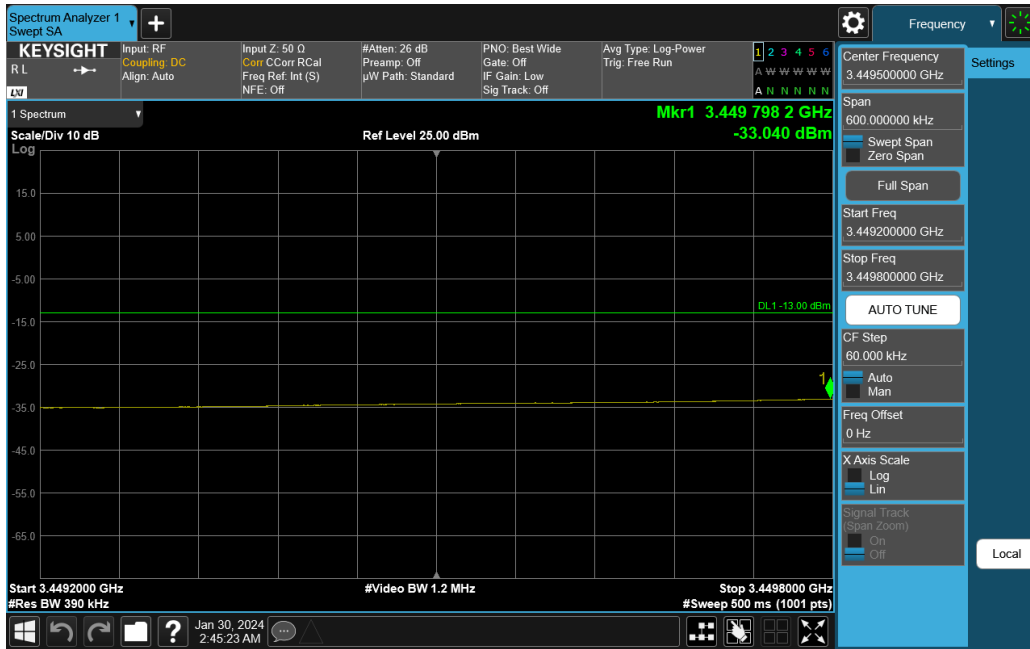


Plot 7-161. Lower ACP Plot (NR Band n77 DoD-Band - 40MHz DFT-s-OFDM QPSK – Full RB)

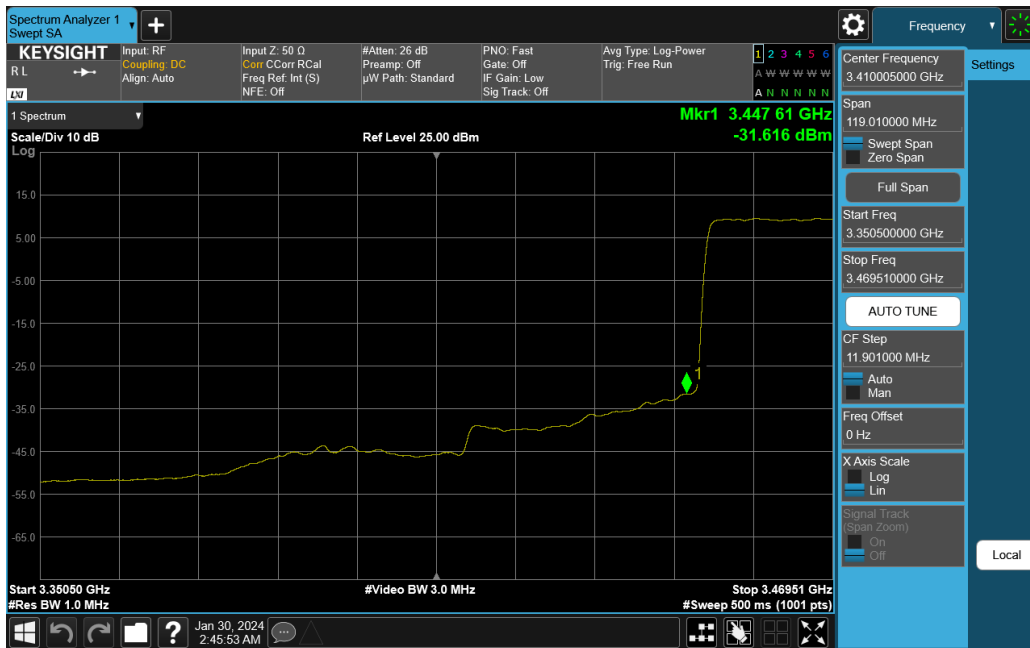


Plot 7-162. Lower ACP Plot (NR Band n77 DoD-Band - 40MHz DFT-s-OFDM QPSK – Full RB)

FCC ID: BCGA2926	PART 27 MEASUREMENT REPORT		Approved by: Technical Manager
Test Report S/N: 1C2311270070-11.BCG	Test Dates: 10/1/2023 - 3/20/2024	EUT Type: Tablet Device	Page 103 of 265

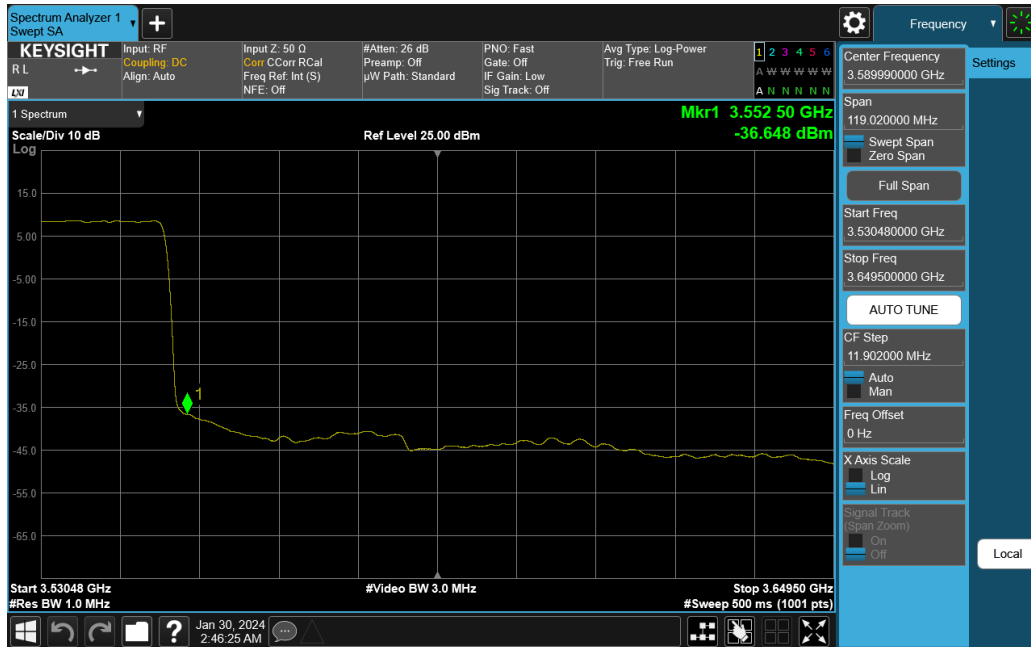


Plot 7-163. Lower ACP Plot (NR Band n77 DoD-Band - 40MHz DFT-s-OFDM QPSK – Full RB)

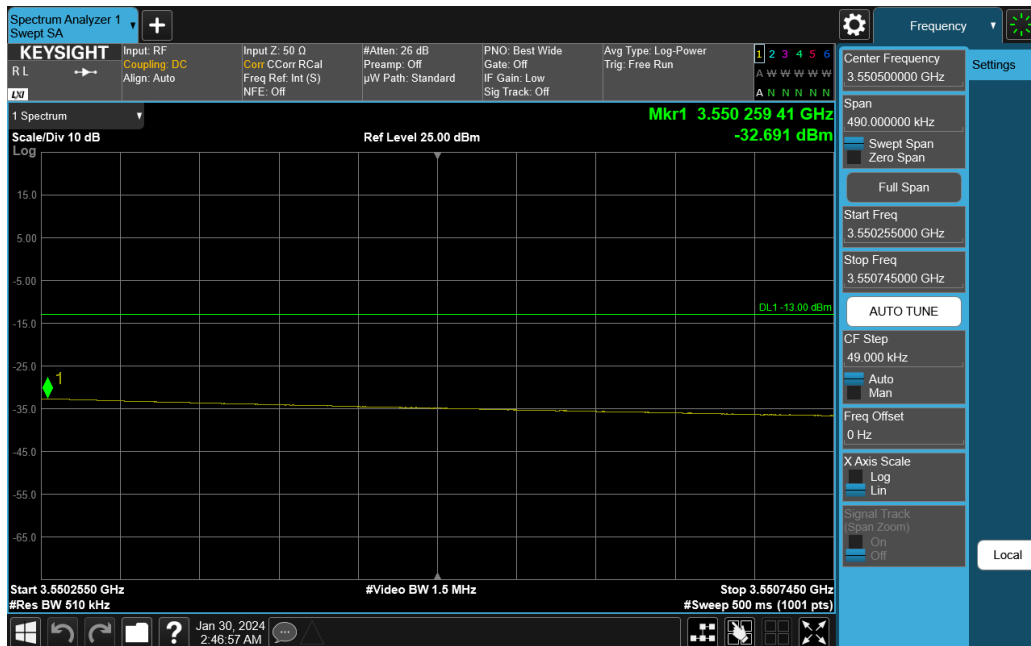


Plot 7-164. Lower ACP Plot (NR Band n77 DoD-Band - 40MHz DFT-s-OFDM QPSK – Full RB)

FCC ID: BCGA2926	PART 27 MEASUREMENT REPORT	Approved by: Technical Manager
Test Report S/N: 1C2311270070-11.BCG	Test Dates: 10/1/2023 - 3/20/2024	Page 104 of 265
	EUT Type: Tablet Device	

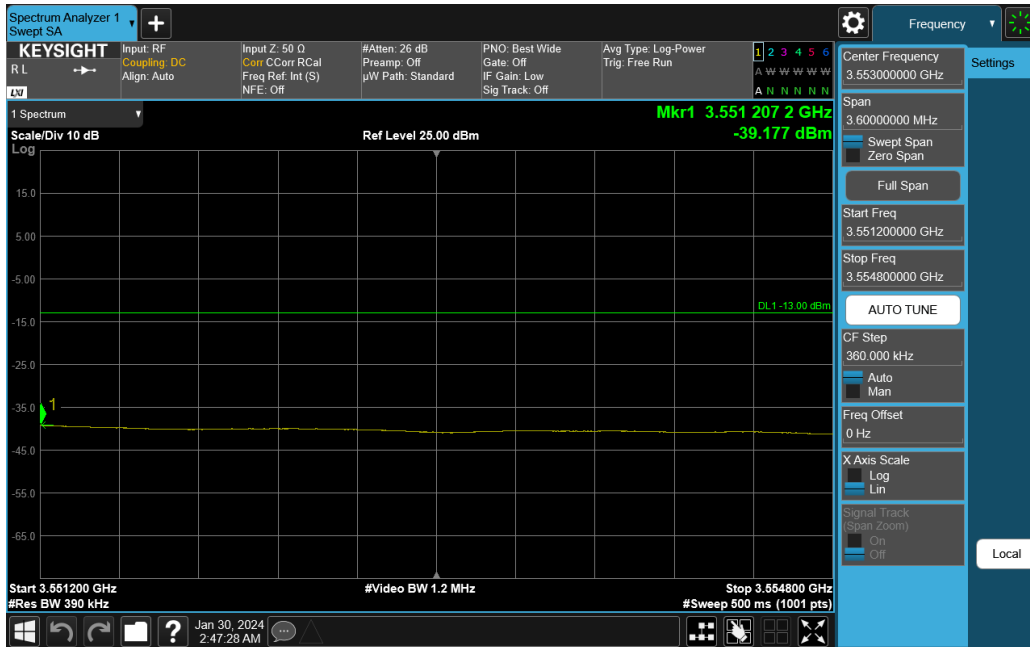


Plot 7-165. Upper ACP Plot (NR Band n77 DoD-Band - 40MHz DFT-s-OFDM QPSK – Full RB)

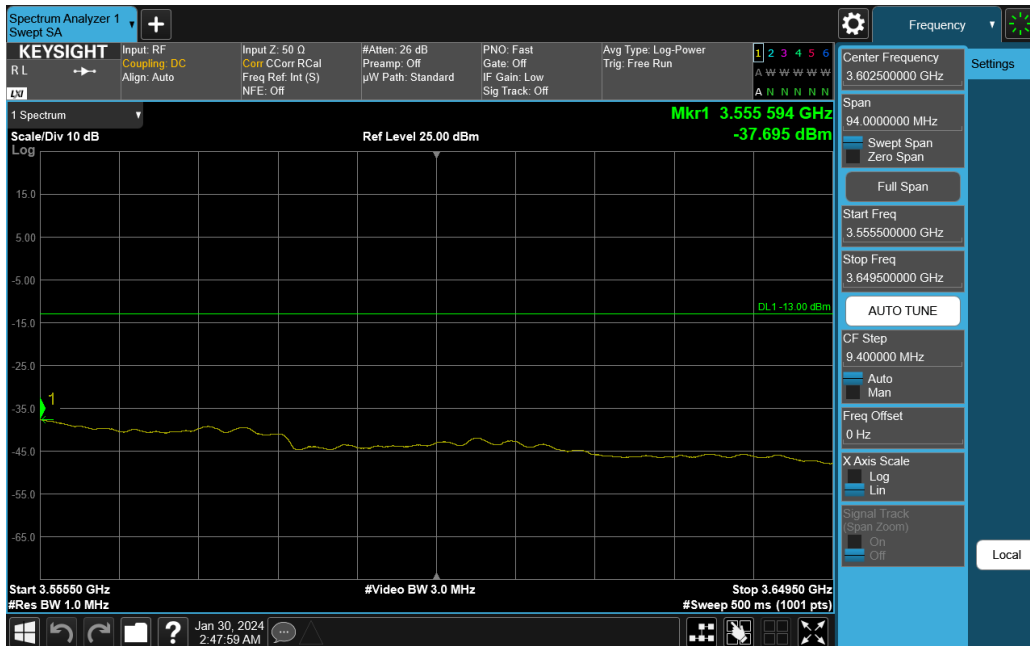


Plot 7-166. Upper ACP Plot (NR Band n77 DoD-Band - 40MHz DFT-s-OFDM QPSK – Full RB)

FCC ID: BCGA2926	PART 27 MEASUREMENT REPORT	Approved by: Technical Manager
Test Report S/N: 1C2311270070-11.BCG	Test Dates: 10/1/2023 - 3/20/2024	Page 105 of 265
	EUT Type: Tablet Device	

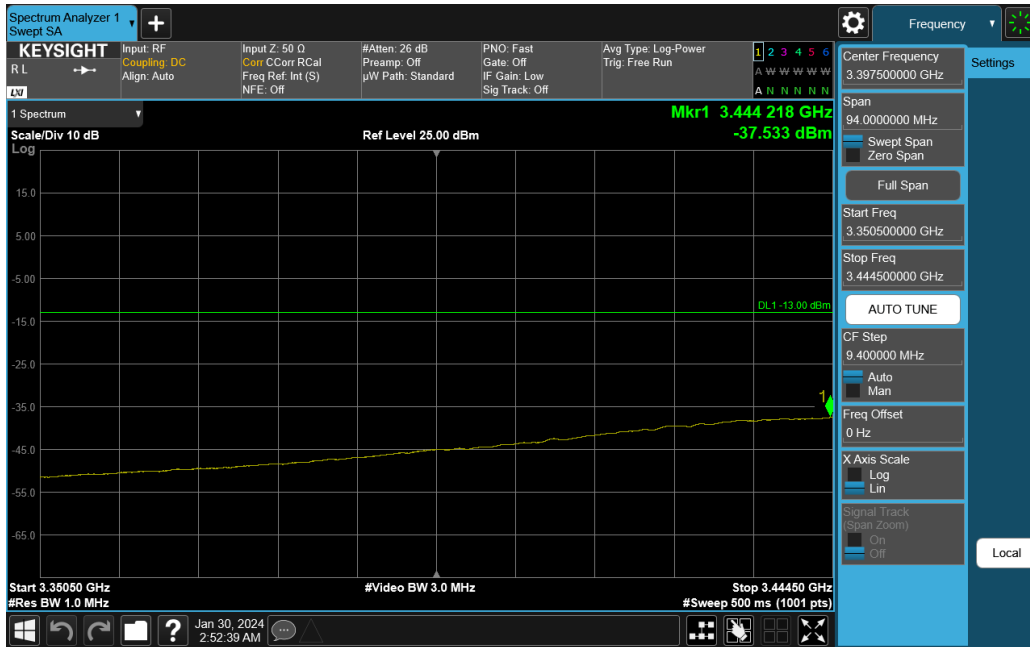


Plot 7-167. Upper ACP Plot (NR Band n77 DoD-Band - 40MHz DFT-s-OFDM QPSK – Full RB)

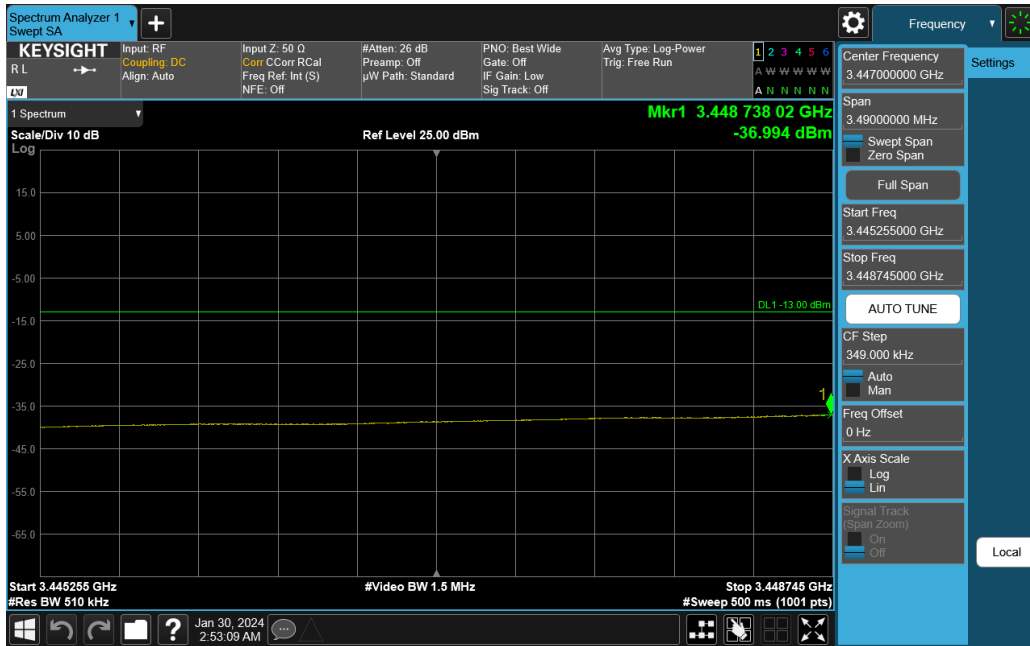


Plot 7-168. Upper ACP Plot (NR Band n77 DoD-Band - 40MHz DFT-s-OFDM QPSK – Full RB)

FCC ID: BCGA2926	PART 27 MEASUREMENT REPORT	Approved by: Technical Manager
Test Report S/N: 1C2311270070-11.BCG	Test Dates: 10/1/2023 - 3/20/2024	EUT Type: Tablet Device
		Page 106 of 265

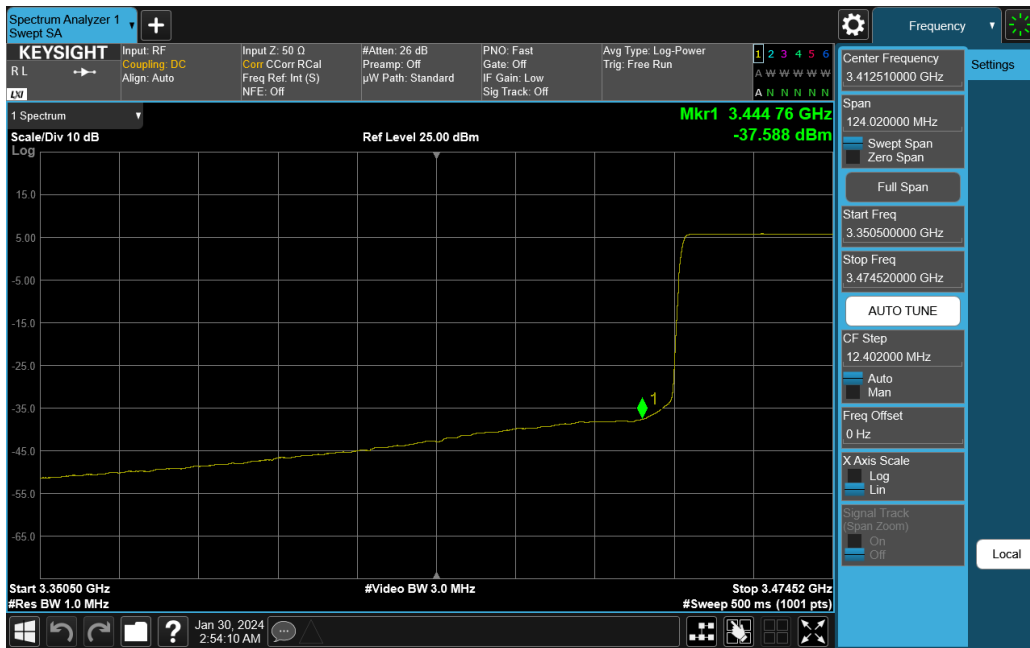
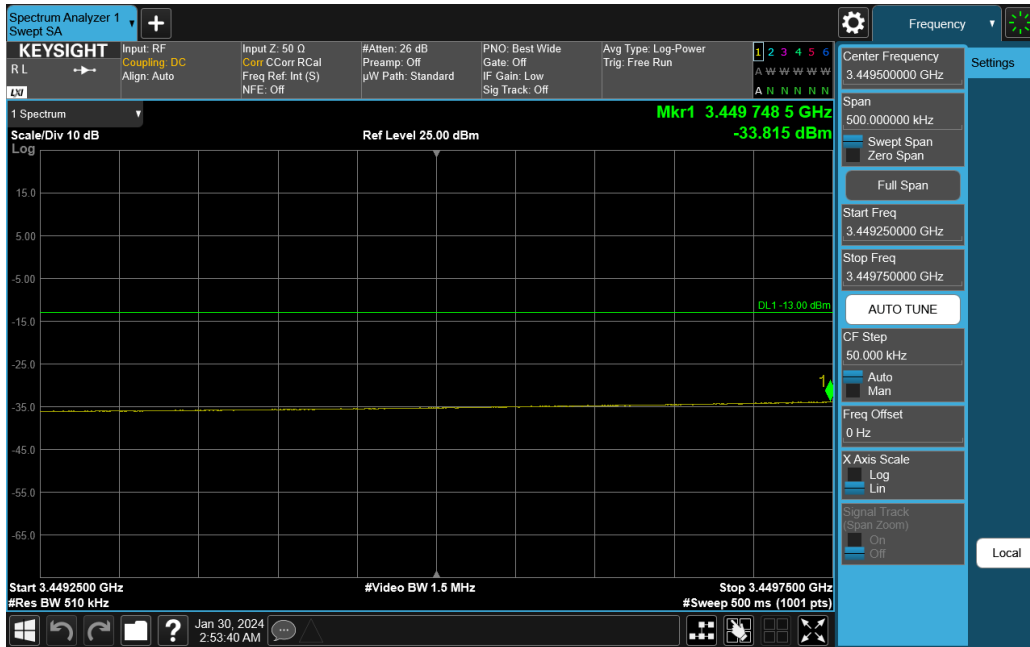


Plot 7-169. Lower ACP Plot (NR Band n77 DoD-Band - 50MHz CP-OFDM QPSK – Full RB)

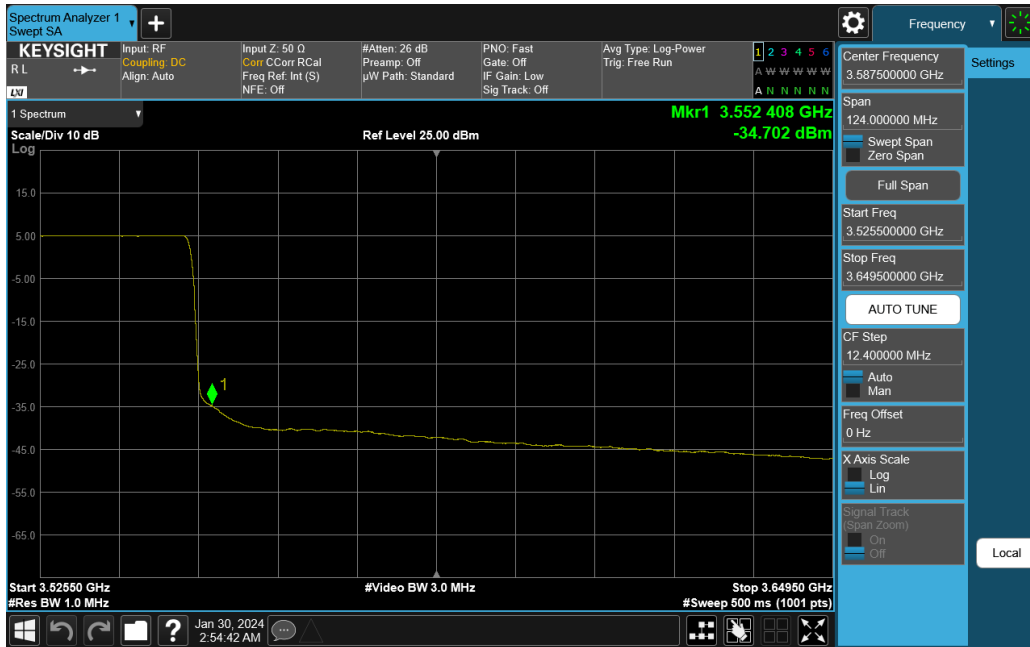


Plot 7-170. Lower ACP Plot (NR Band n77 DoD-Band - 50MHz CP-OFDM QPSK – Full RB)

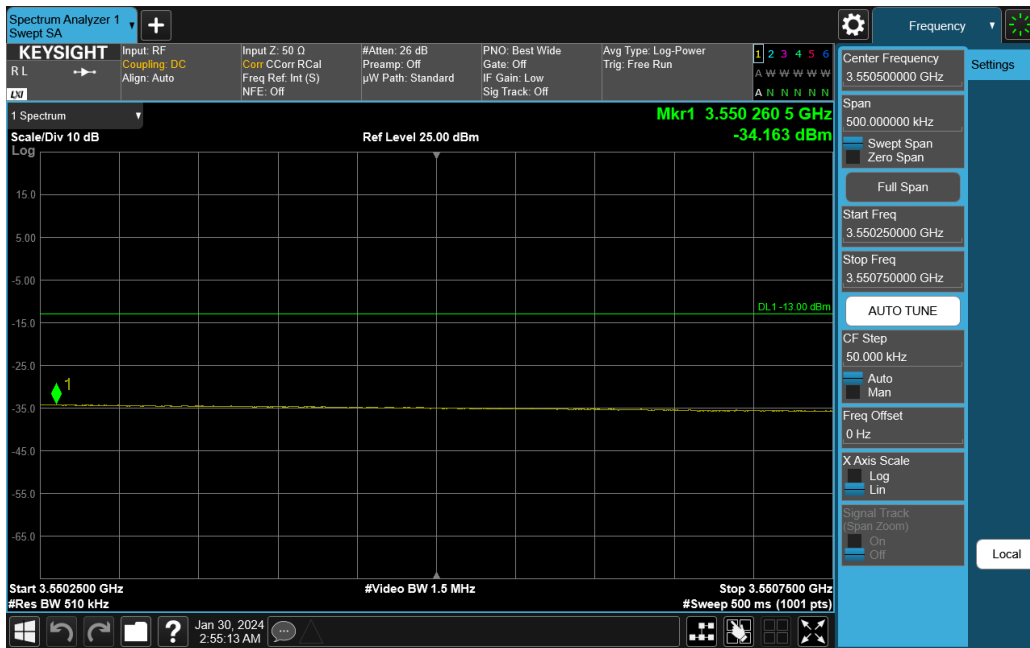
FCC ID: BCGA2926	PART 27 MEASUREMENT REPORT	Approved by: Technical Manager
Test Report S/N: 1C2311270070-11.BCG	Test Dates: 10/1/2023 - 3/20/2024	EUT Type: Tablet Device
		Page 107 of 265



FCC ID: BCGA2926	PART 27 MEASUREMENT REPORT	Approved by: Technical Manager
Test Report S/N: 1C2311270070-11.BCG	Test Dates: 10/1/2023 - 3/20/2024	Page 108 of 265
	EUT Type: Tablet Device	

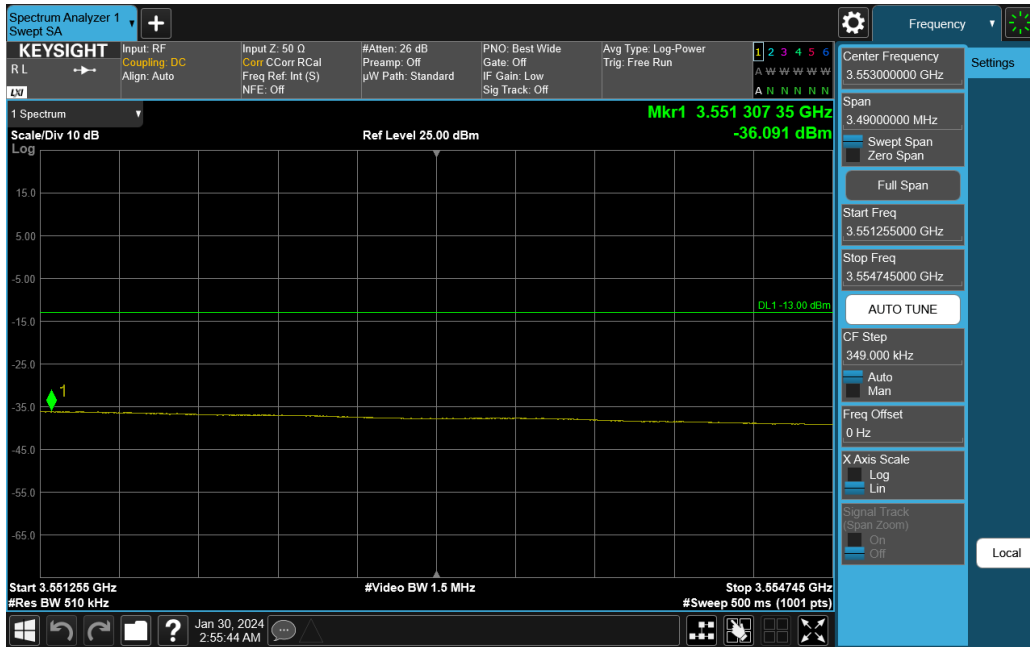


Plot 7-173. Upper ACP Plot (NR Band n77 DoD-Band - 50MHz CP-OFDM QPSK – Full RB)

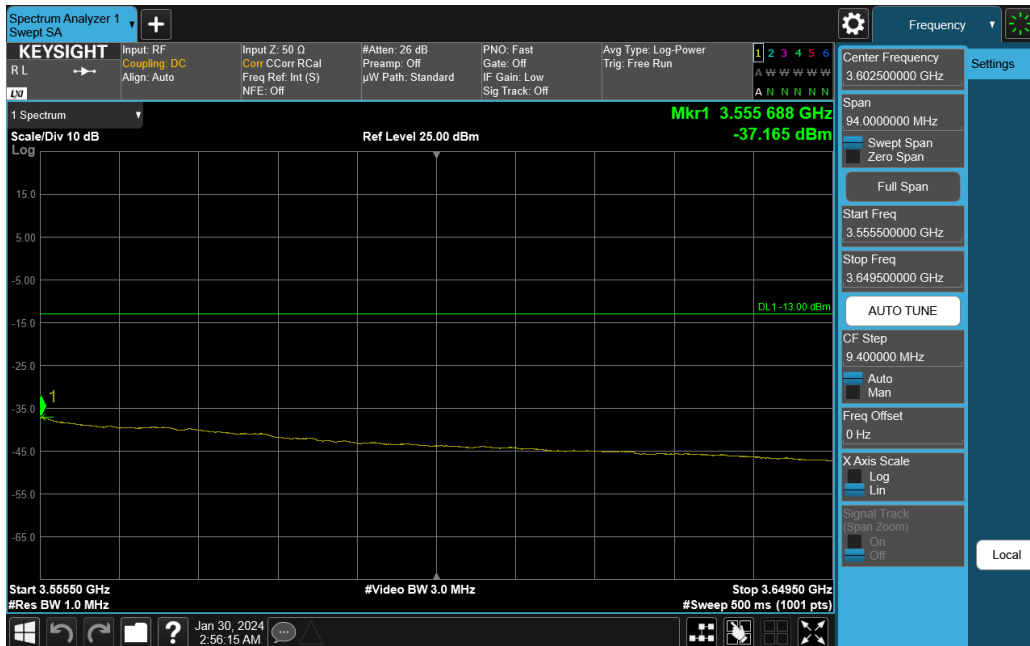


Plot 7-174. Upper ACP Plot (NR Band n77 DoD-Band - 50MHz CP-OFDM QPSK – Full RB)

FCC ID: BCGA2926	PART 27 MEASUREMENT REPORT	Approved by: Technical Manager
Test Report S/N: 1C2311270070-11.BCG	Test Dates: 10/1/2023 - 3/20/2024	Page 109 of 265
	EUT Type: Tablet Device	

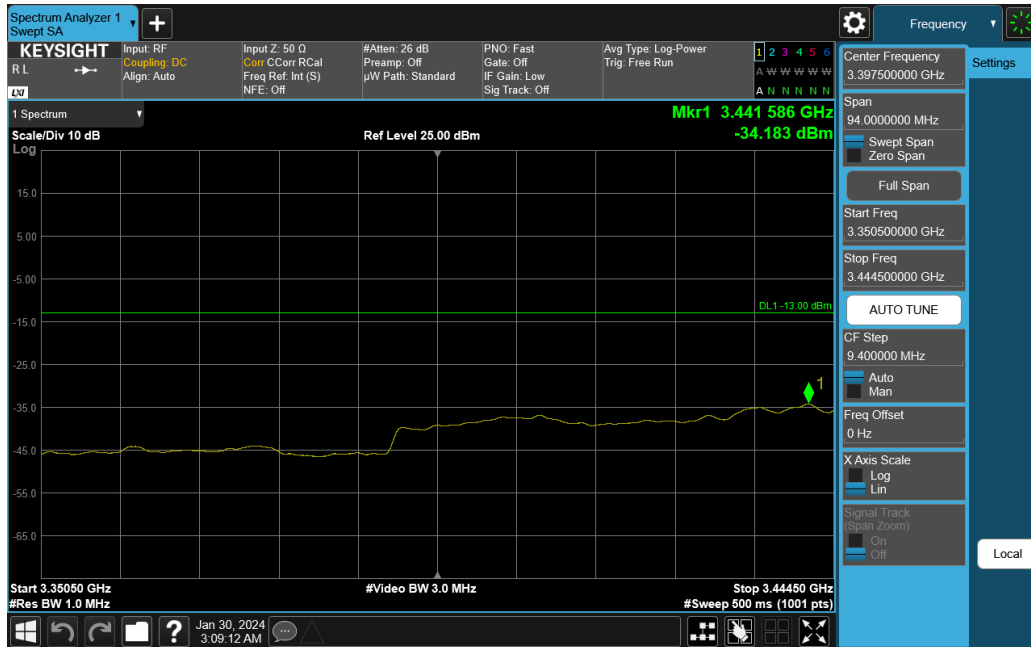


Plot 7-175. Upper ACP Plot (NR Band n77 DoD-Band - 50MHz CP-OFDM QPSK – Full RB)

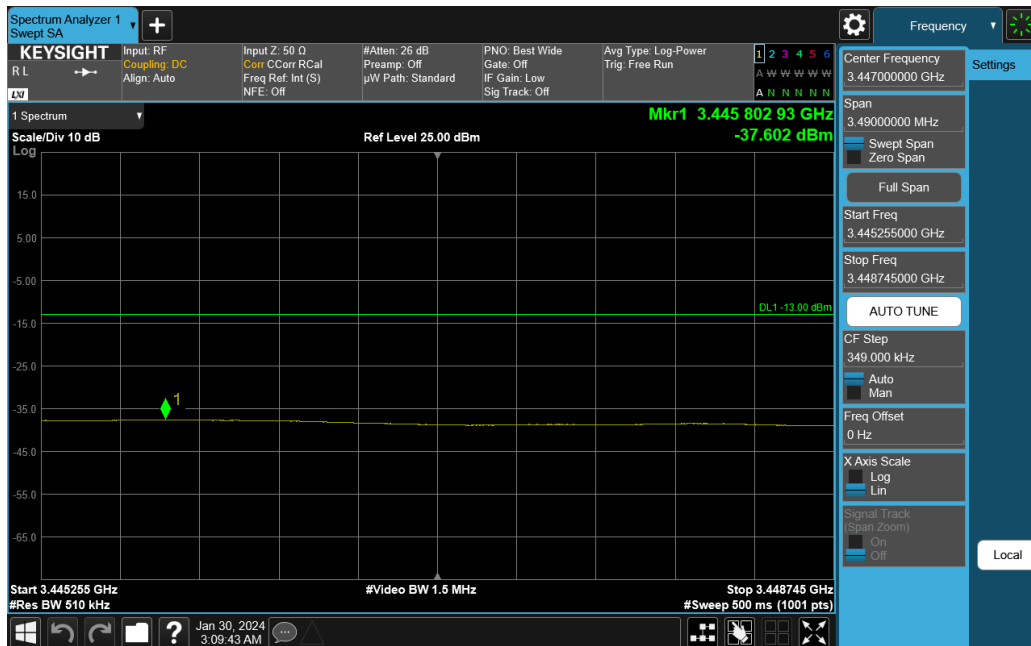


Plot 7-176. Upper ACP Plot (NR Band n77 DoD-Band - 50MHz CP-OFDM QPSK – Full RB)

FCC ID: BCGA2926	PART 27 MEASUREMENT REPORT	Approved by: Technical Manager
Test Report S/N: 1C2311270070-11.BCG	Test Dates: 10/1/2023 - 3/20/2024	EUT Type: Tablet Device
		Page 110 of 265

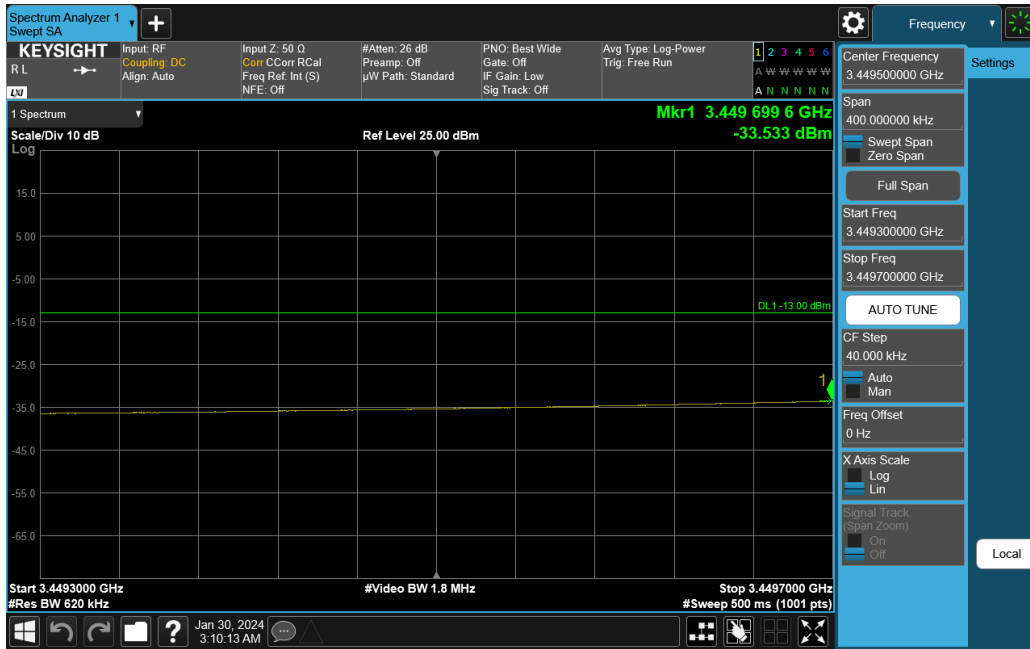


Plot 7-177. Lower ACP Plot (NR Band n77 DoD-Band - 60MHz DFT-s-OFDM QPSK – Full RB)

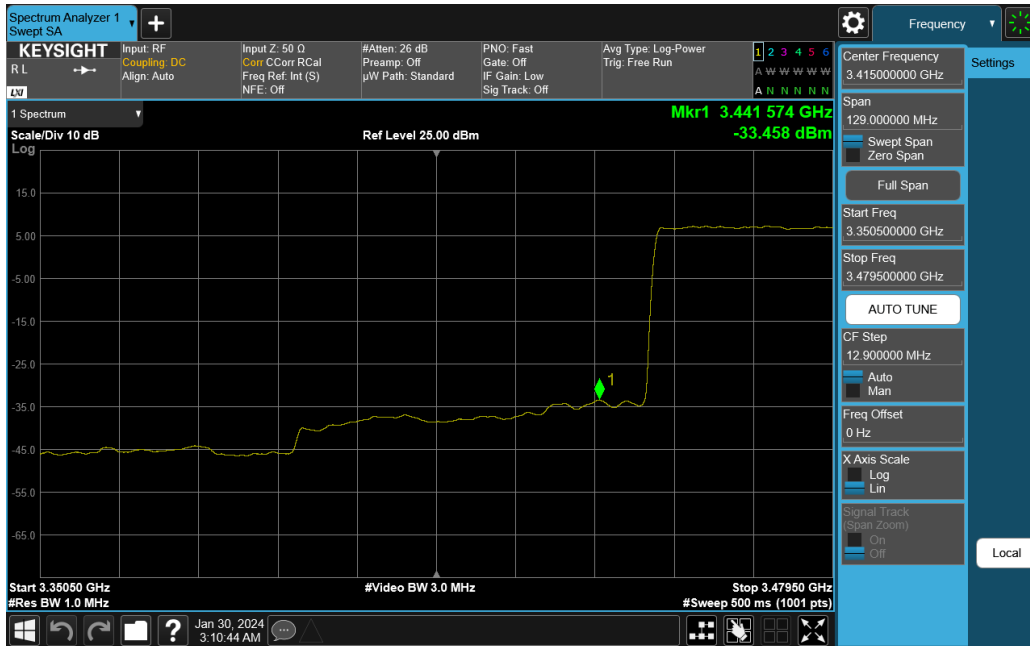


Plot 7-178. Lower ACP Plot (NR Band n77 DoD-Band - 60MHz DFT-s-OFDM QPSK – Full RB)

FCC ID: BCGA2926	PART 27 MEASUREMENT REPORT	Approved by: Technical Manager
Test Report S/N: 1C2311270070-11.BCG	Test Dates: 10/1/2023 - 3/20/2024	Page 111 of 265
	EUT Type: Tablet Device	

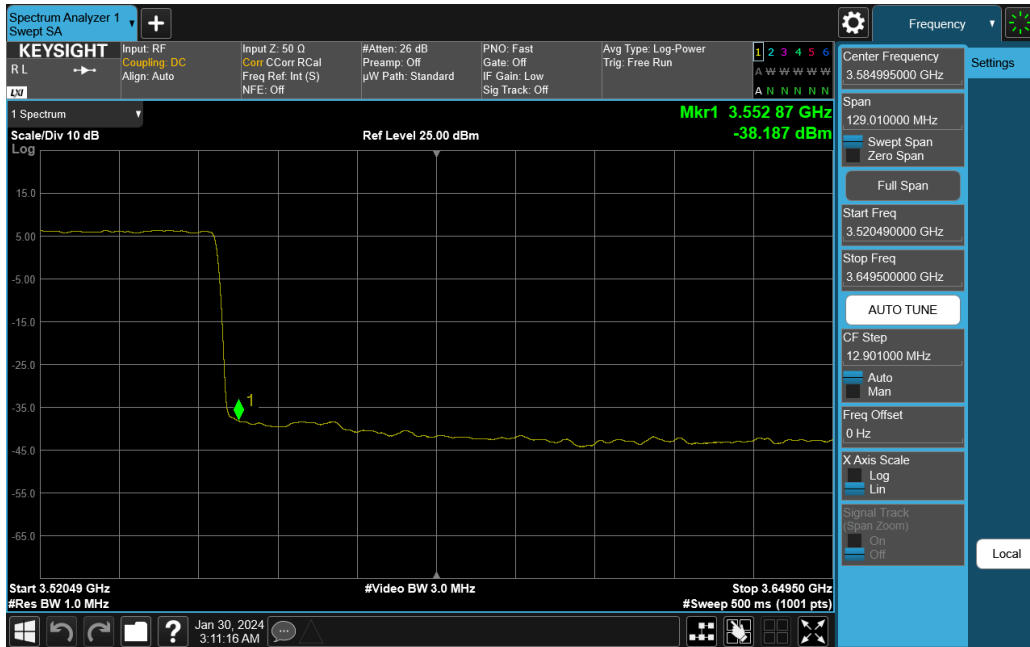


Plot 7-179. Lower ACP Plot (NR Band n77 DoD-Band - 60MHz DFT-s-OFDM QPSK – Full RB)

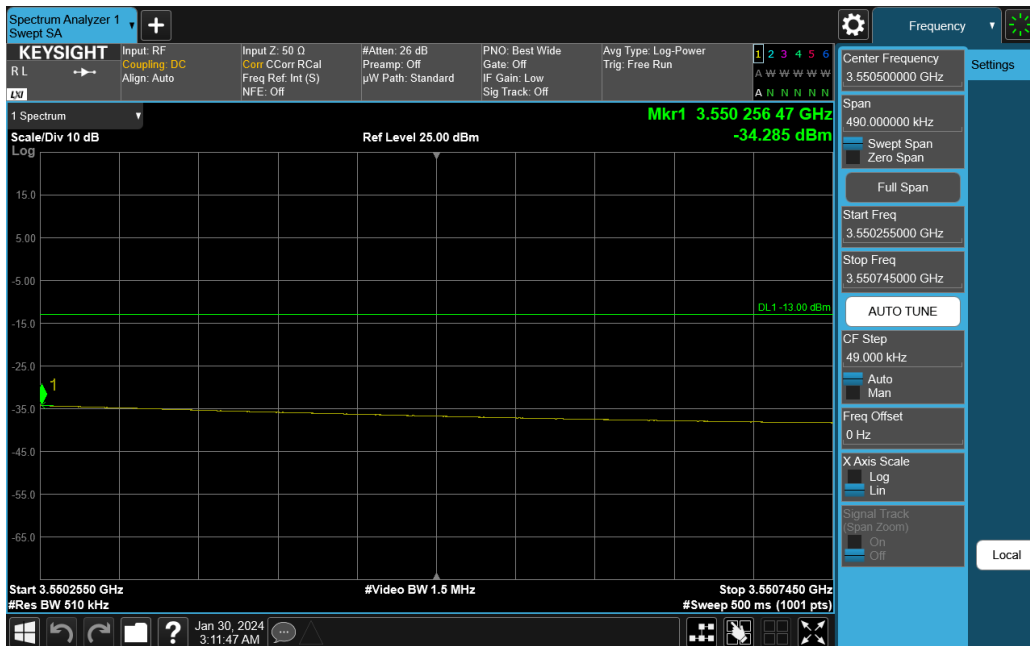


Plot 7-180. Lower ACP Plot (NR Band n77 DoD-Band - 60MHz DFT-s-OFDM QPSK – Full RB)

FCC ID: BCGA2926	PART 27 MEASUREMENT REPORT	Approved by: Technical Manager
Test Report S/N: 1C2311270070-11.BCG	Test Dates: 10/1/2023 - 3/20/2024	Page 112 of 265
	EUT Type: Tablet Device	



Plot 7-181. Upper ACP Plot (NR Band n77 DoD-Band - 60MHz DFT-s-OFDM QPSK – Full RB)



Plot 7-182. Upper ACP Plot (NR Band n77 DoD-Band - 60MHz DFT-s-OFDM QPSK – Full RB)

FCC ID: BCGA2926	PART 27 MEASUREMENT REPORT		Approved by: Technical Manager
Test Report S/N: 1C2311270070-11.BCG	Test Dates: 10/1/2023 - 3/20/2024	EUT Type: Tablet Device	Page 113 of 265