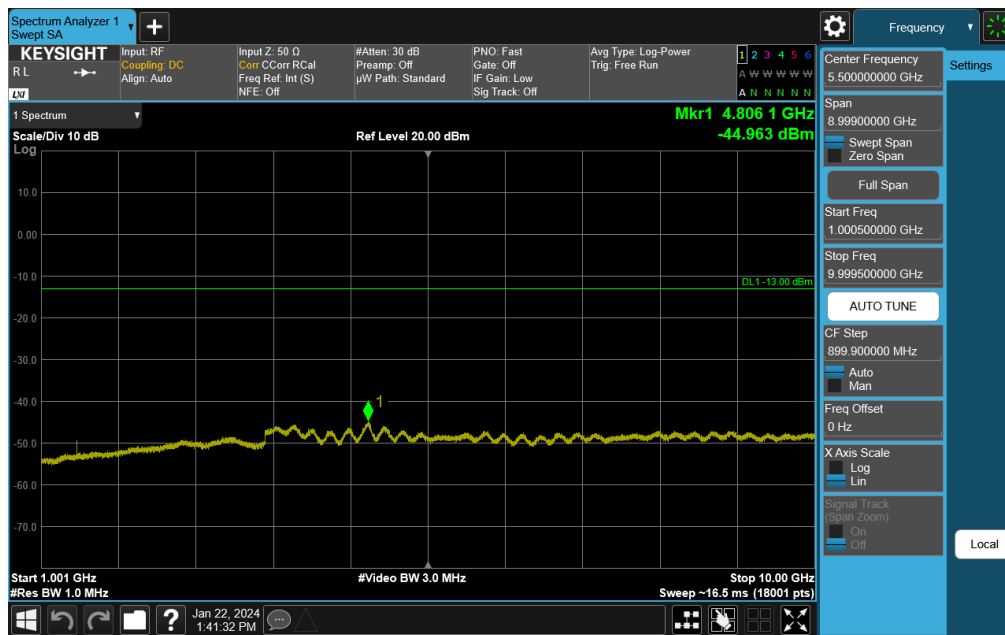
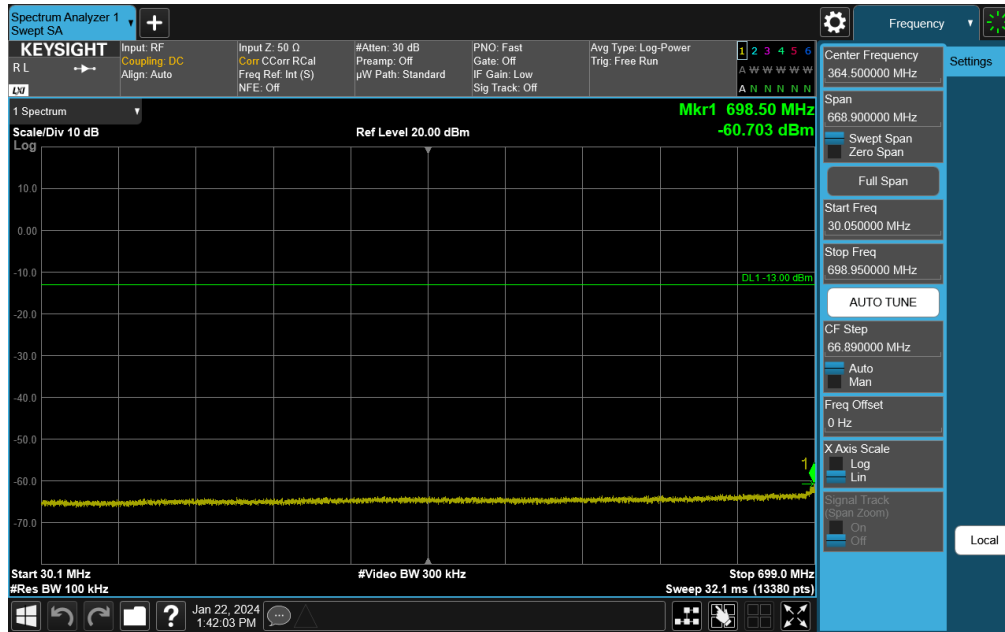


Plot 7-222. Conducted Spurious Plot (NR Band n12 - 15.0MHz DFT-s-OFDM QPSK - RB Size 1, RB Offset 0 - Mid Channel)

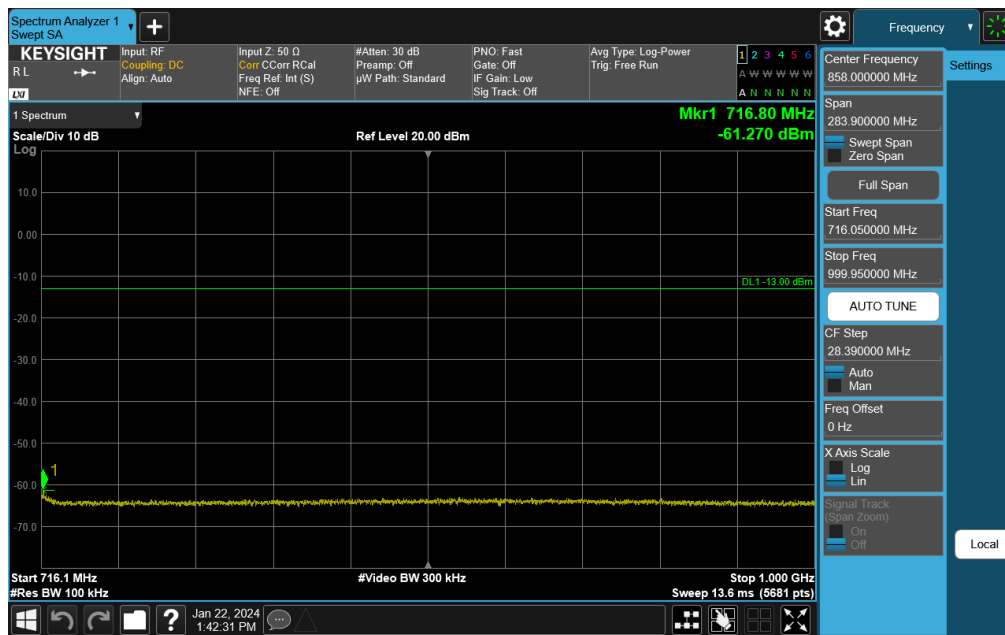


Plot 7-223. Conducted Spurious Plot (NR Band n12 - 15.0MHz DFT-s-OFDM QPSK - RB Size 1, RB Offset 0 - Mid Channel)

FCC ID: BCGA2926	PART 27 MEASUREMENT REPORT		Approved by: Technical Manager
Test Report S/N: 1C2311270070-09.BCG	Test Dates: 10/1/2023 - 3/19/2024	EUT Type: Tablet Device	Page 135 of 344

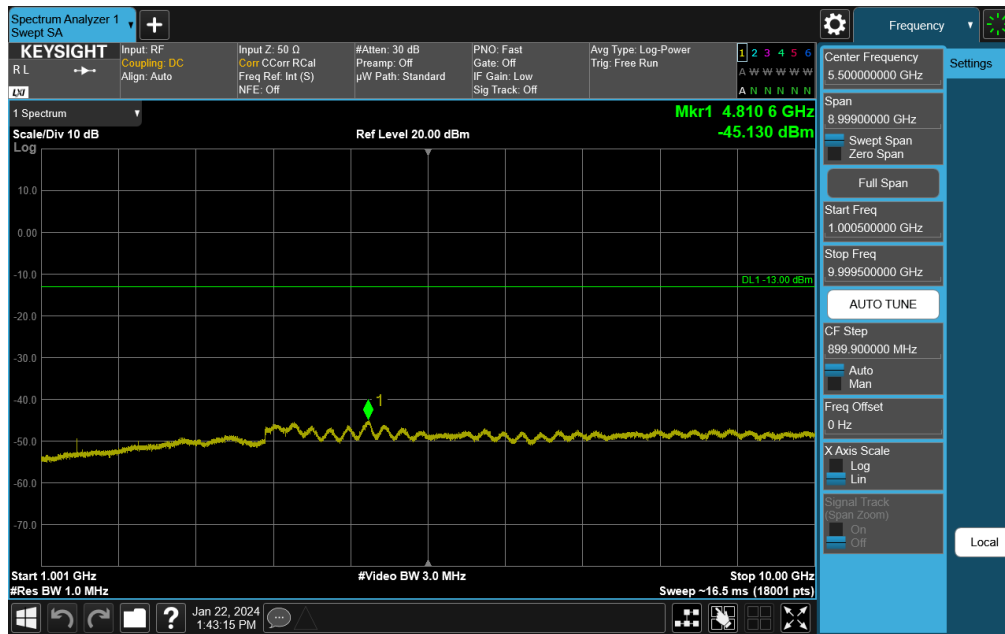


Plot 7-224. Conducted Spurious Plot (NR Band n12 - 15.0MHz DFT-s-OFDM QPSK - RB Size 1, RB Offset 0 - High Channel)



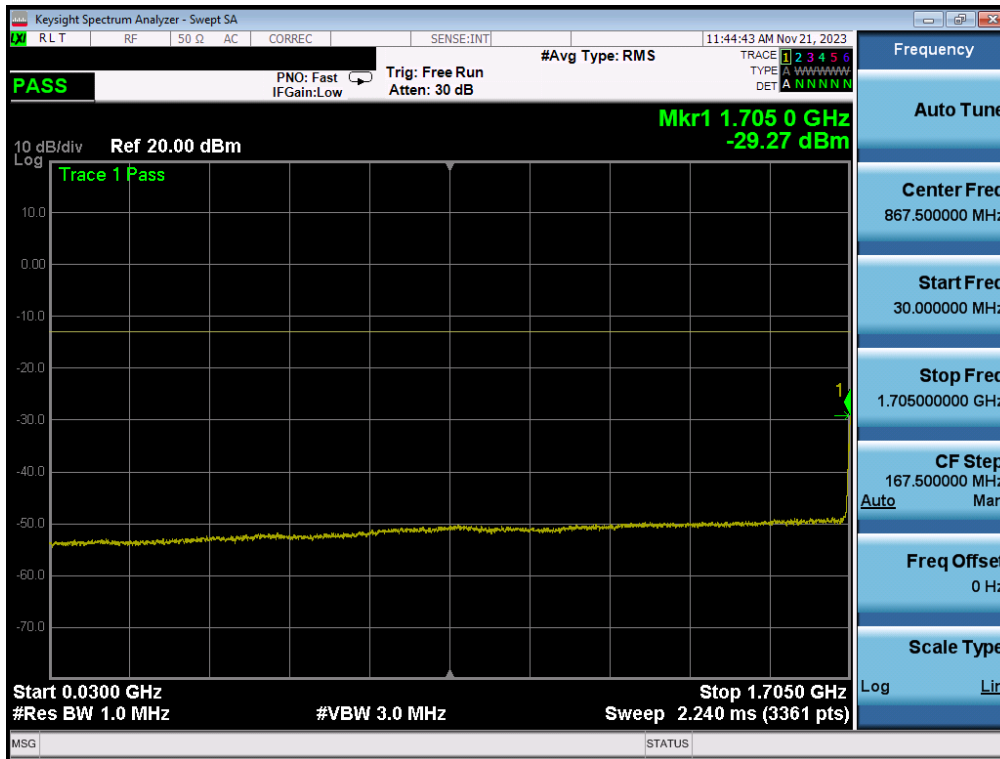
Plot 7-225. Conducted Spurious Plot (NR Band n12 - 15.0MHz DFT-s-OFDM QPSK - RB Size 1, RB Offset 0 - High Channel)

FCC ID: BCGA2926	PART 27 MEASUREMENT REPORT		Approved by: Technical Manager
Test Report S/N: 1C2311270070-09.BCG	Test Dates: 10/1/2023 - 3/19/2024	EUT Type: Tablet Device	Page 136 of 344

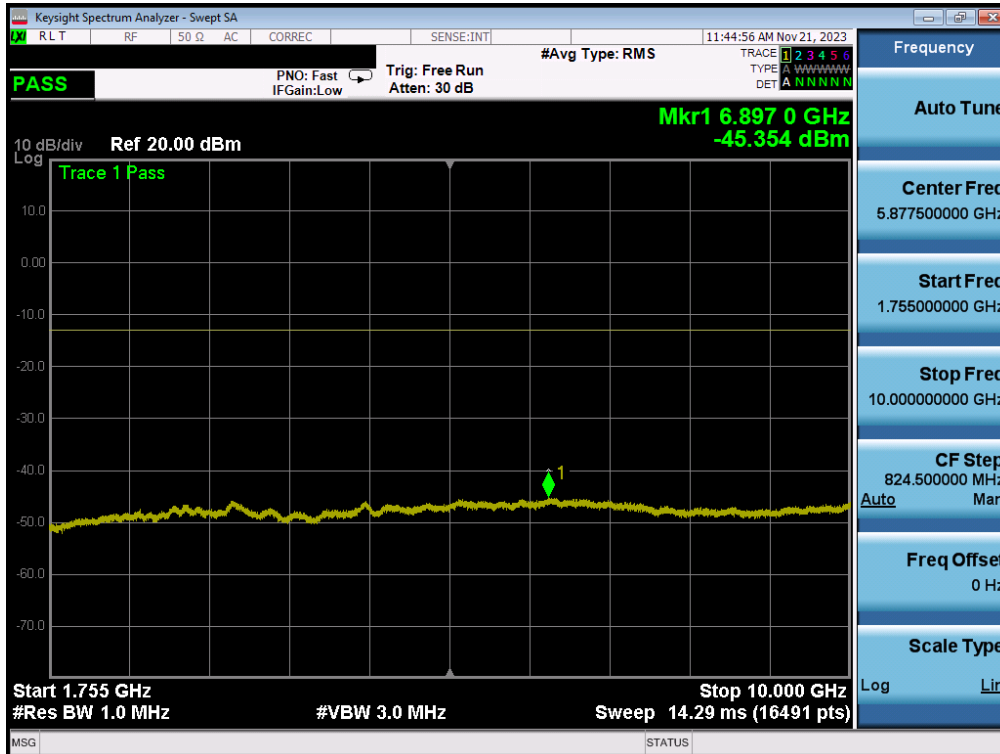


Plot 7-226. Conducted Spurious Plot (NR Band n12 - 15.0MHz DFT-s-OFDM QPSK - RB Size 1, RB Offset 0 - High Channel)

FCC ID: BCGA2926	PART 27 MEASUREMENT REPORT	Approved by: Technical Manager
Test Report S/N: 1C2311270070-09.BCG	Test Dates: 10/1/2023 - 3/19/2024	EUT Type: Tablet Device
		Page 137 of 344

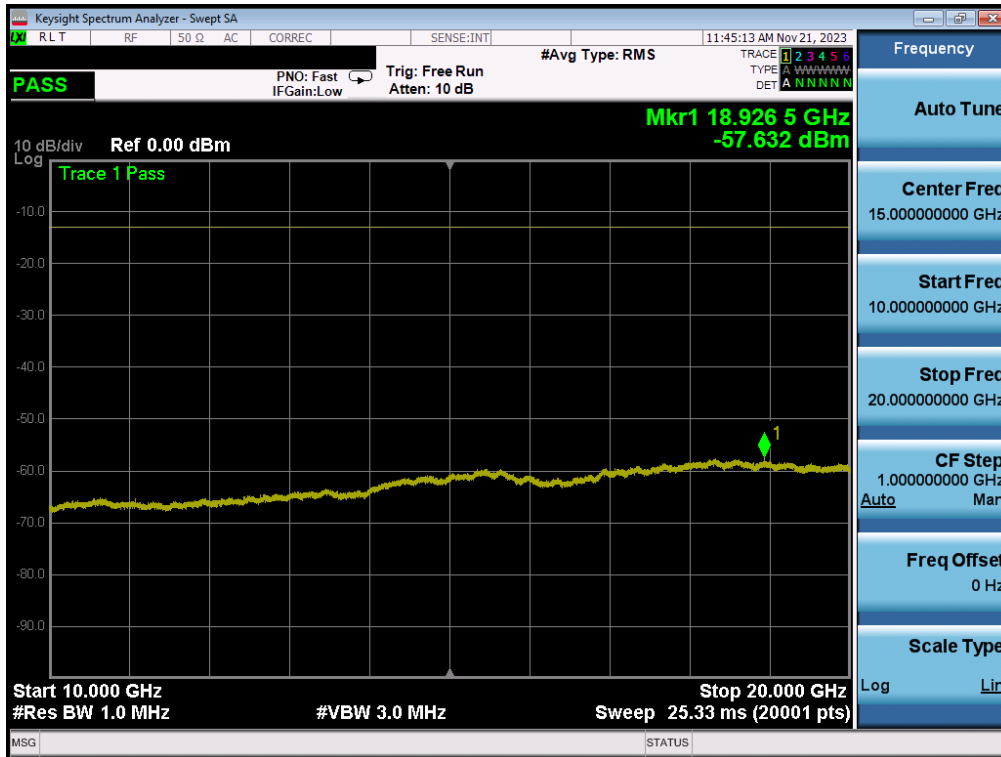


Plot 7-227. Conducted Spurious Plot (WCDMA Ch. 1312- Low Channel)



Plot 7-228. Conducted Spurious Plot (WCDMA Ch. 1312- Low Channel)

FCC ID: BCGA2926	PART 27 MEASUREMENT REPORT	Approved by: Technical Manager
Test Report S/N: 1C2311270070-09.BCG	Test Dates: 10/1/2023 - 3/19/2024	EUT Type: Tablet Device
		Page 138 of 344

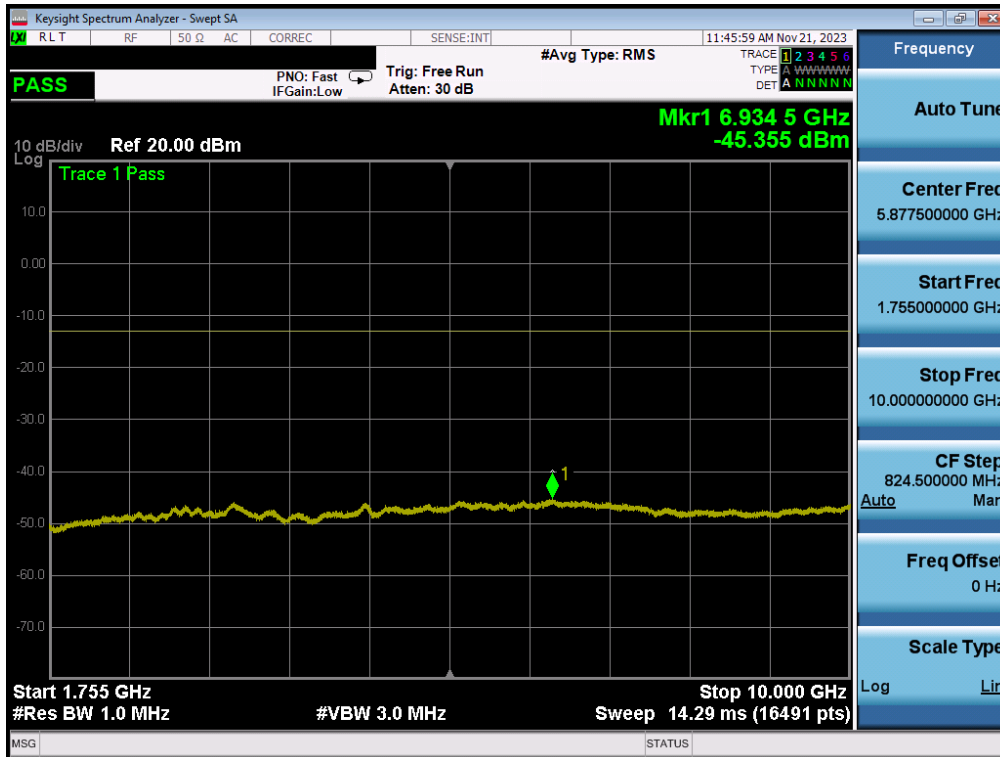


Plot 7-229. Conducted Spurious Plot (WCDMA Ch. 1312- Low Channel)

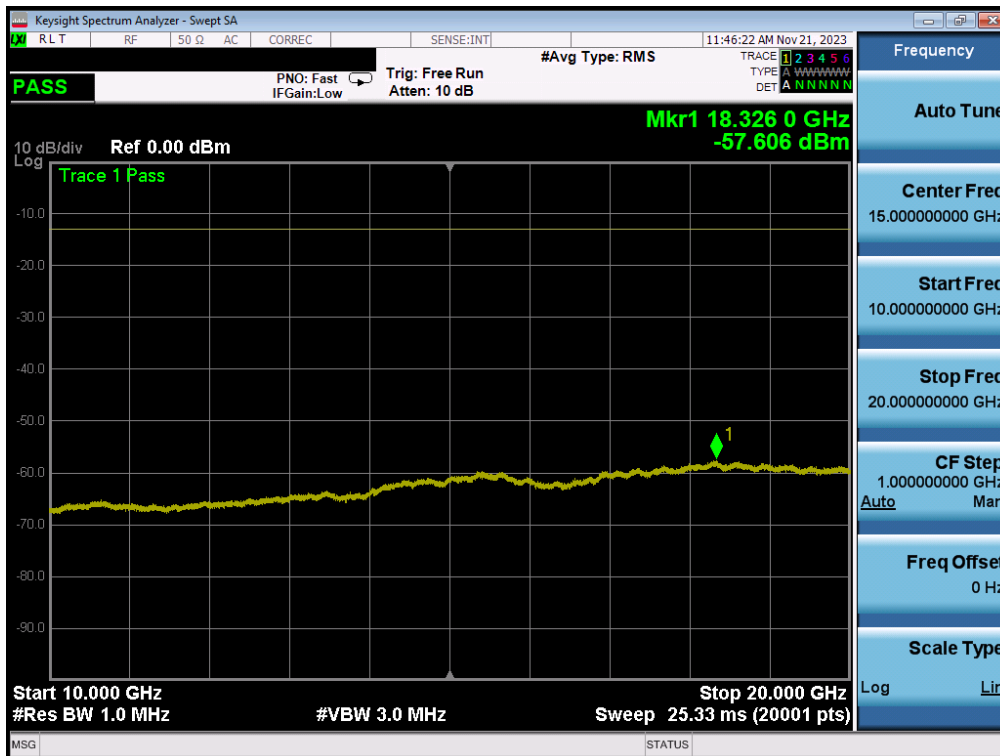


Plot 7-230. Conducted Spurious Plot (WCDMA Ch. 1413- Mid Channel)

FCC ID: BCGA2926	PART 27 MEASUREMENT REPORT		Approved by: Technical Manager
Test Report S/N: 1C2311270070-09.BCG	Test Dates: 10/1/2023 - 3/19/2024	EUT Type: Tablet Device	Page 139 of 344

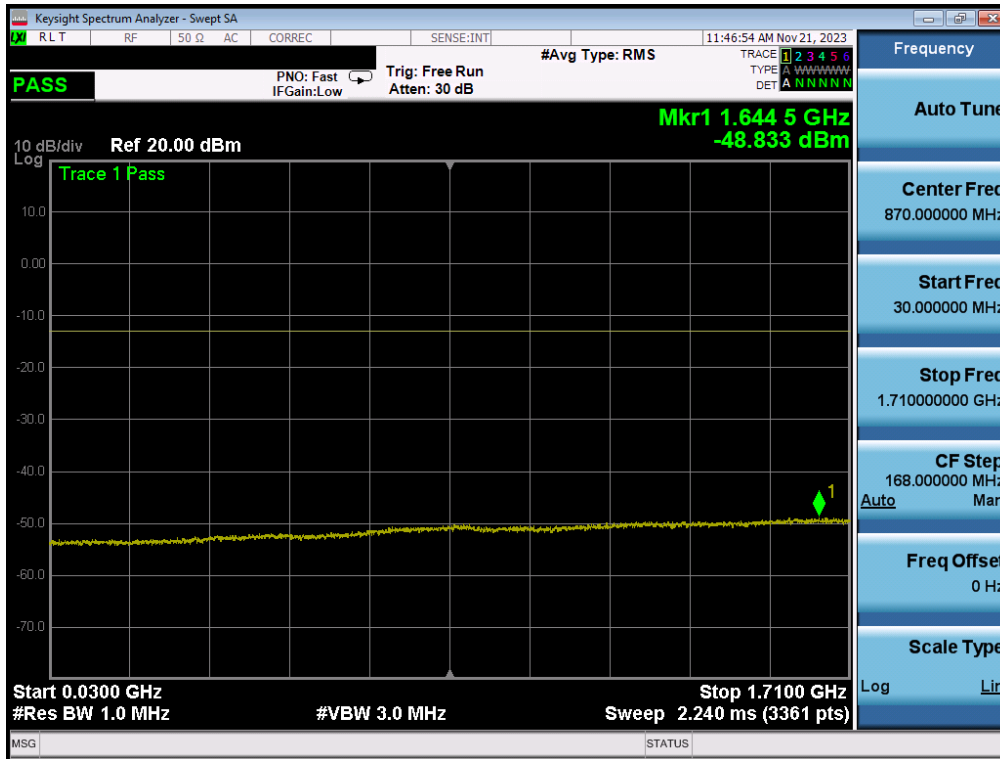


Plot 7-231. Conducted Spurious Plot (WCDMA Ch. 1413- Mid Channel)

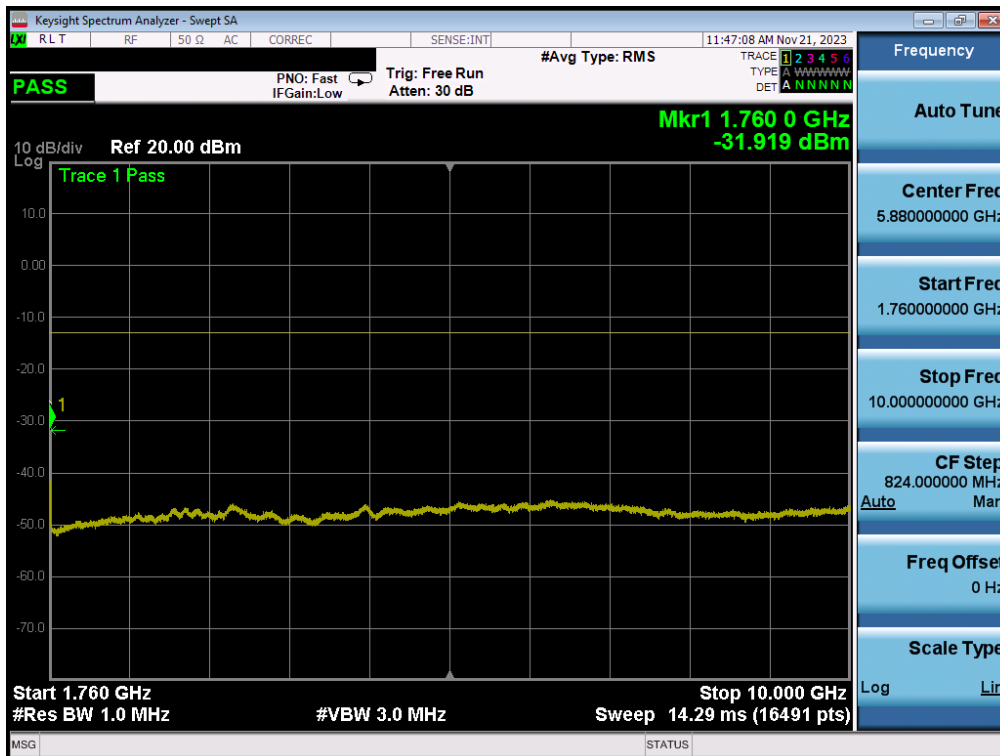


Plot 7-232. Conducted Spurious Plot (WCDMA Ch. 1413- Mid Channel)

FCC ID: BCGA2926	PART 27 MEASUREMENT REPORT	Approved by: Technical Manager
Test Report S/N: 1C2311270070-09.BCG	Test Dates: 10/1/2023 - 3/19/2024	EUT Type: Tablet Device
		Page 140 of 344



Plot 7-233. Conducted Spurious Plot (WCDMA Ch. 1513- High Channel)



Plot 7-234. Conducted Spurious Plot (WCDMA Ch. 1513- High Channel)

FCC ID: BCGA2926	PART 27 MEASUREMENT REPORT	Approved by: Technical Manager
Test Report S/N: 1C2311270070-09.BCG	Test Dates: 10/1/2023 - 3/19/2024	EUT Type: Tablet Device
		Page 141 of 344



Plot 7-235. Conducted Spurious Plot (WCDMA Ch. 1513- High Channel)

FCC ID: BCGA2926	PART 27 MEASUREMENT REPORT		Approved by: Technical Manager
Test Report S/N: 1C2311270070-09.BCG	Test Dates: 10/1/2023 - 3/19/2024	EUT Type: Tablet Device	Page 142 of 344

7.4 Band Edge Emissions at Antenna Terminal

\$2.1051, \$27.53

Test Overview

All out of band emissions are measured with a spectrum analyzer connected to the antenna terminal of the EUT while the EUT is operating at its maximum duty cycle, at maximum power, and at the appropriate frequencies. All data rates were investigated to determine the worst case configuration. All modes of operation were investigated and the worst case configuration results are reported in this section. All ports were tested and only the worst case data was reported.

The minimum permissible attenuation level of any spurious emission is $43 + 10 \log_{10}(P_{[Watts]})$, where P is the transmitter power in Watts.

Test Procedure Used

KDB 971168 D01 v03r01 – Section 6.0

Test Settings

1. Start and stop frequency were set such that the band edge would be placed in the center of the plot
2. Span was set large enough so as to capture all out of band emissions near the band edge
3. RBW \geq 1% of the emission bandwidth
4. VBW \geq 3 x RBW
5. Detector = RMS
6. Number of sweep points \geq 2 x Span/RBW
7. Trace mode = trace average for continuous emissions, max hold for pulse emissions
8. Sweep time = auto couple
9. The trace was allowed to stabilize

Test Setup

The EUT and measurement equipment were set up as shown in the diagram below.

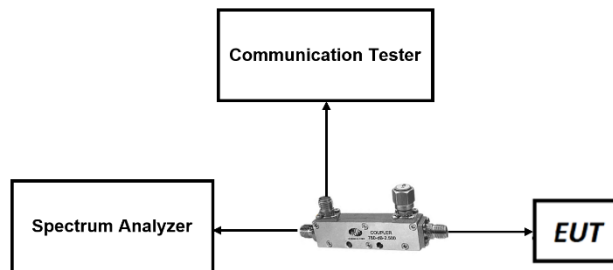




Figure 7-3. Test Instrument & Measurement Setup

FCC ID: BCGA2926	 PART 27 MEASUREMENT REPORT		Approved by: Technical Manager
Test Report S/N: 1C2311270070-09.BCG	Test Dates: 10/1/2023 - 3/19/2024	EUT Type: Tablet Device	Page 143 of 344

V2.2 09/07/2023

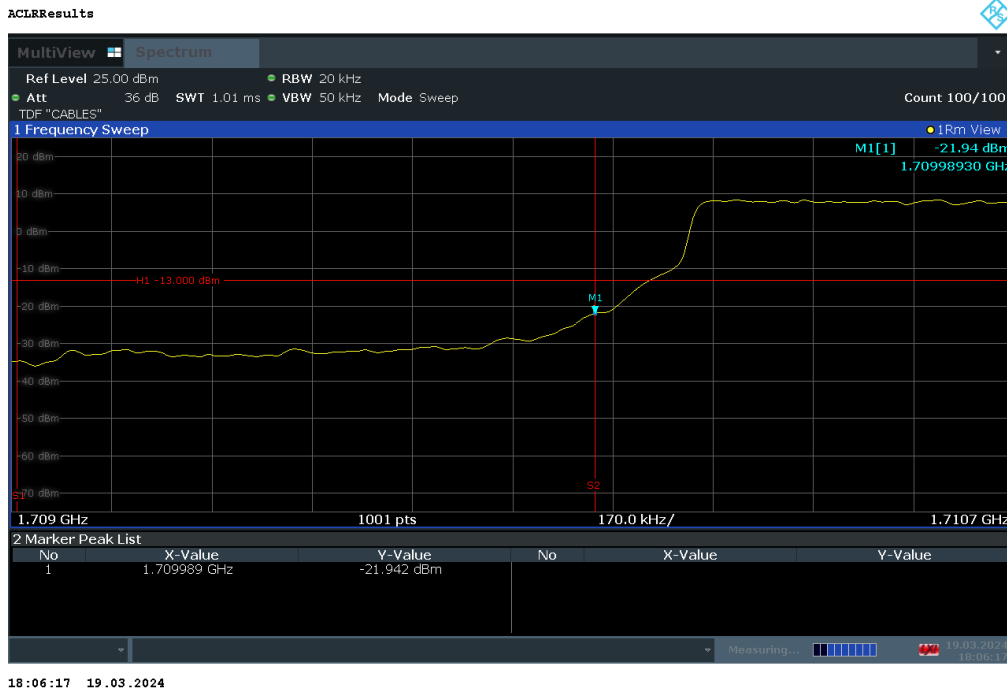
Test Notes

1. Per 27.53(h) in the 1 MHz bands immediately outside and adjacent to the frequency block a resolution bandwidth of at least one percent of the emission bandwidth of the fundamental emission of the transmitter may be employed to demonstrate compliance with the out-of-band emissions limit. The emission bandwidth is defined as the width of the signal between two points, one below the carrier center frequency and one above the carrier center frequency, outside of which all emission are attenuated at least 26 dB below the transmitter power.
2. Per 27.53(g) for operations in the 663 - 698 MHz and 698 – 746MHz bands, in the 100 kHz bands immediately outside and adjacent to the frequency block a resolution bandwidth of at least 30 kHz may be employed to demonstrate compliance with the out-of-band emissions limit.
3. Per 27.53(c)(5) for operations in the 776-788 MHz band, in the 100 kHz bands immediately outside and adjacent to the frequency block a resolution bandwidth of at least 30 kHz may be employed to demonstrate compliance with the out-of-band emissions limit.
4. For all plots showing emissions in the 763 – 775MHz and 793 – 805MHz band, the FCC limit per 27.53(c)(4) is $65 + 10 \log_{10}(P) = -35\text{dBm}$ in a 6.25kHz bandwidth.
5. For NR operation, all subcarrier spacings (SCS) and transmission schemes (e.g. CP-OFDM and DFT-s-OFDM) were investigated to determine the worst case configuration. All modes of operation were investigated and the worst case configuration results are reported in this section.

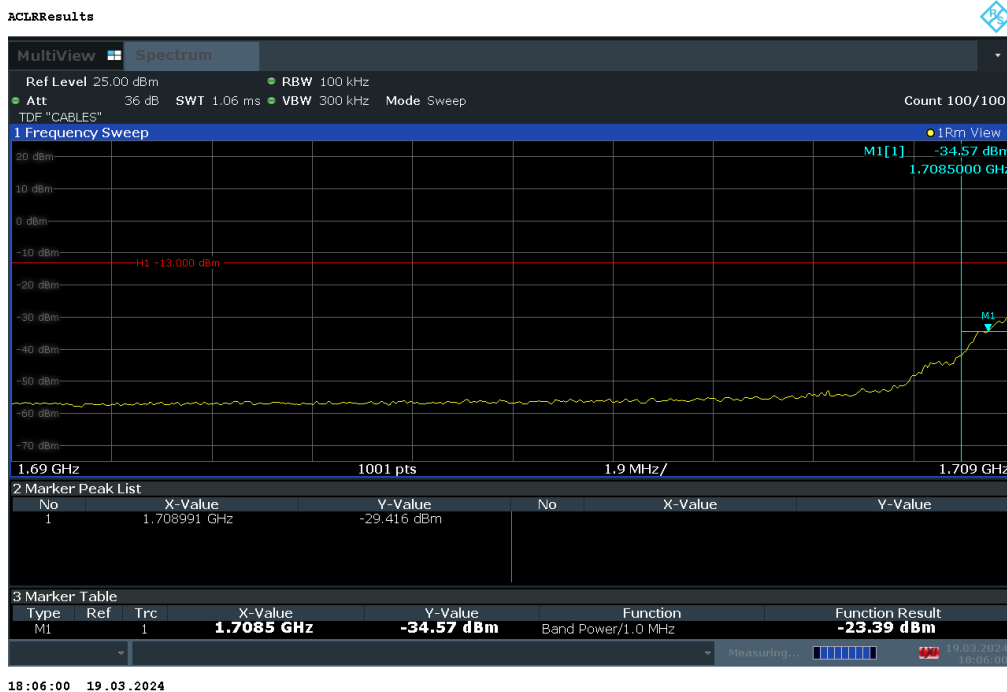
FCC ID: BCGA2926	 PART 27 MEASUREMENT REPORT		Approved by: Technical Manager
Test Report S/N: 1C2311270070-09.BCG	Test Dates: 10/1/2023 - 3/19/2024	EUT Type: Tablet Device	Page 144 of 344

V2.2 09/07/2023

LTE Band 66



Plot 7-236. Lower Band Edge Plot (LTE Band 66 – 1.4MHz QPSK – Full RB)

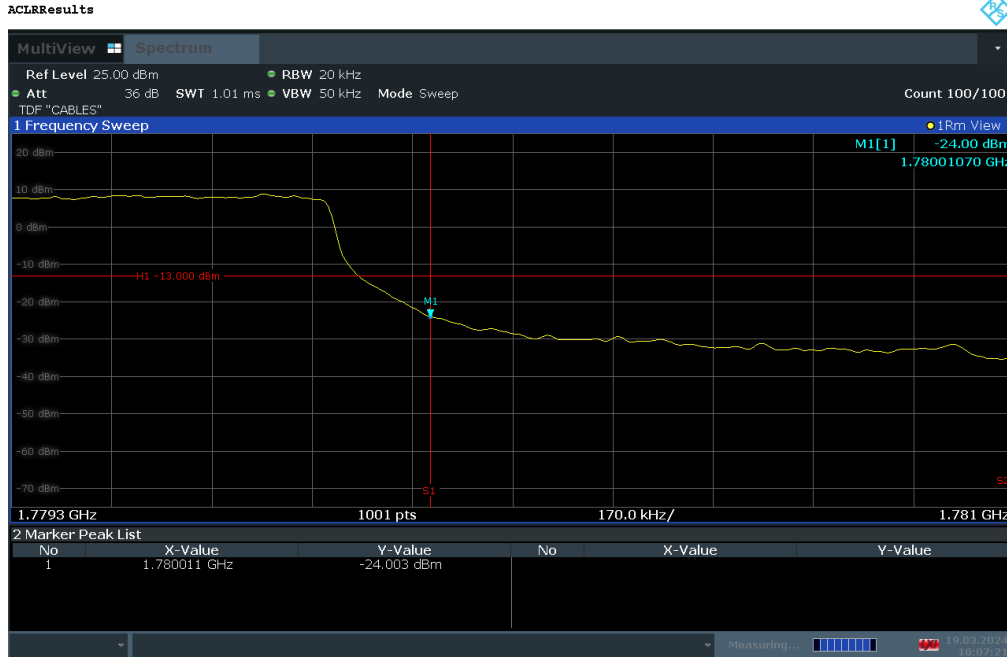


Plot 7-237. Lower Extended Band Edge Plot (LTE Band 66 – 1.4MHz QPSK – Full RB)

FCC ID: BCGA2926	PART 27 MEASUREMENT REPORT		Approved by: Technical Manager
Test Report S/N: 1C2311270070-09.BCG	Test Dates: 10/1/2023 - 3/19/2024	EUT Type: Tablet Device	Page 145 of 344

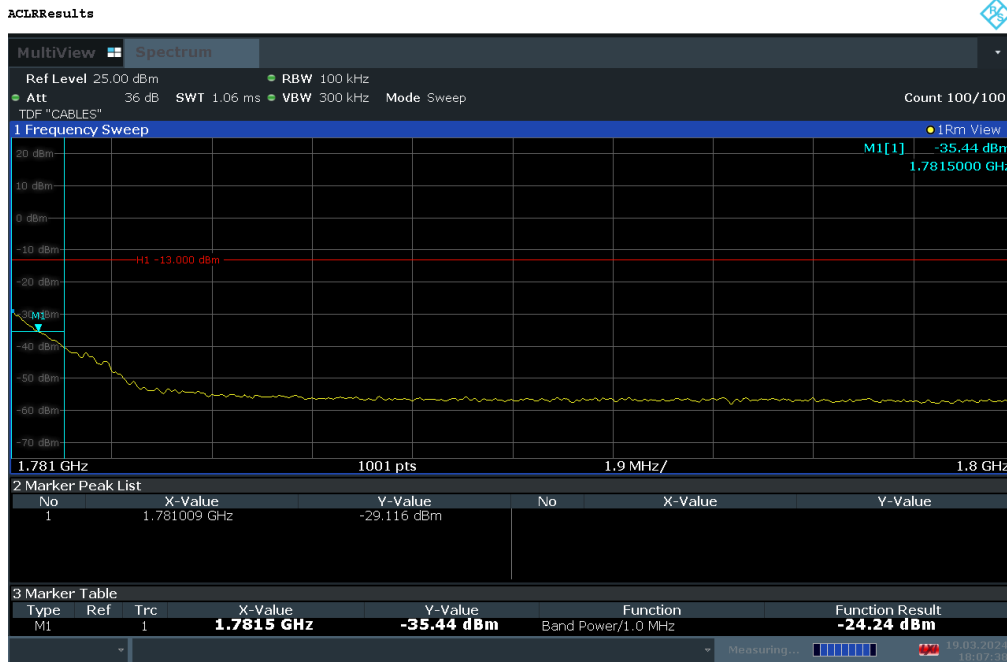
V2.2 09/07/2023

Unless otherwise specified, no part of this report may be reproduced or utilized in any part, form or by any means, electronic or mechanical, including photocopying and microfilm, without permission in writing from Element Materials Technology. If you have any questions about this or have an enquiry about obtaining additional rights to this report or assembly of contents thereof, please contact ct.info@element.com.



18:07:21 19.03.2024

Plot 7-238. Upper Band Edge Plot (LTE Band 66 – 1.4MHz QPSK – Full RB)



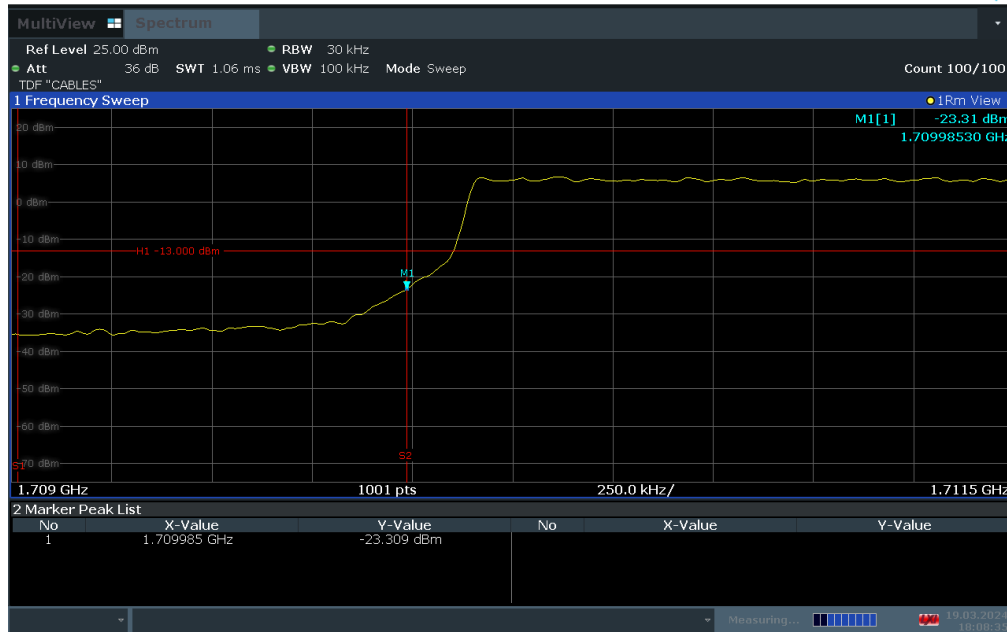
18:07:38 19.03.2024

Plot 7-239. Upper Extended Band Edge Plot (LTE Band 66 – 1.4MHz QPSK – Full RB)

FCC ID: BCGA2926	PART 27 MEASUREMENT REPORT		Approved by: Technical Manager
Test Report S/N: 1C2311270070-09.BCG	Test Dates: 10/1/2023 - 3/19/2024	EUT Type: Tablet Device	Page 146 of 344

V2.2 09/07/2023

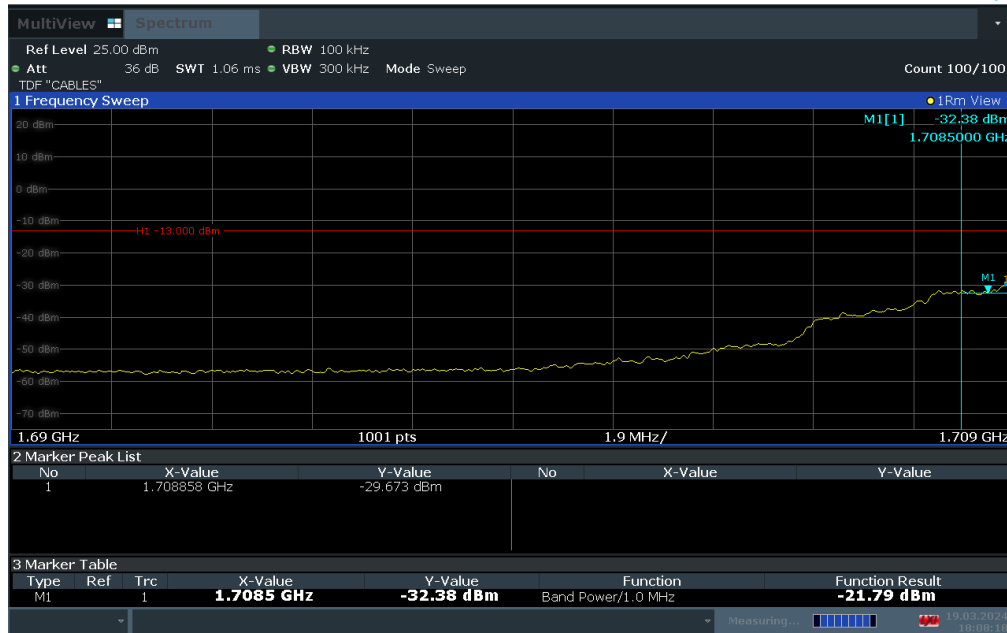
ACLRResults



18:08:35 19.03.2024

Plot 7-240. Lower Band Edge Plot (LTE Band 66 - 3MHz QPSK – Full RB)

ACLRResults



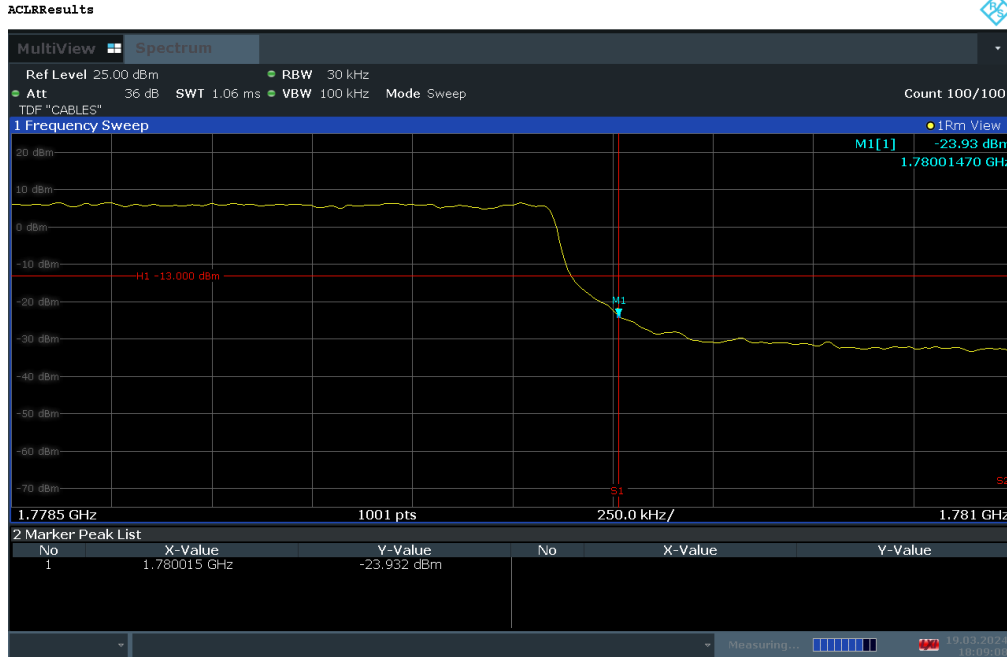
18:08:18 19.03.2024

Plot 7-241. Lower Extended Band Edge Plot (LTE Band 66 - 3MHz QPSK – Full RB)

FCC ID: BCGA2926	PART 27 MEASUREMENT REPORT		Approved by: Technical Manager
Test Report S/N: 1C2311270070-09.BCG	Test Dates: 10/1/2023 - 3/19/2024	EUT Type: Tablet Device	Page 147 of 344

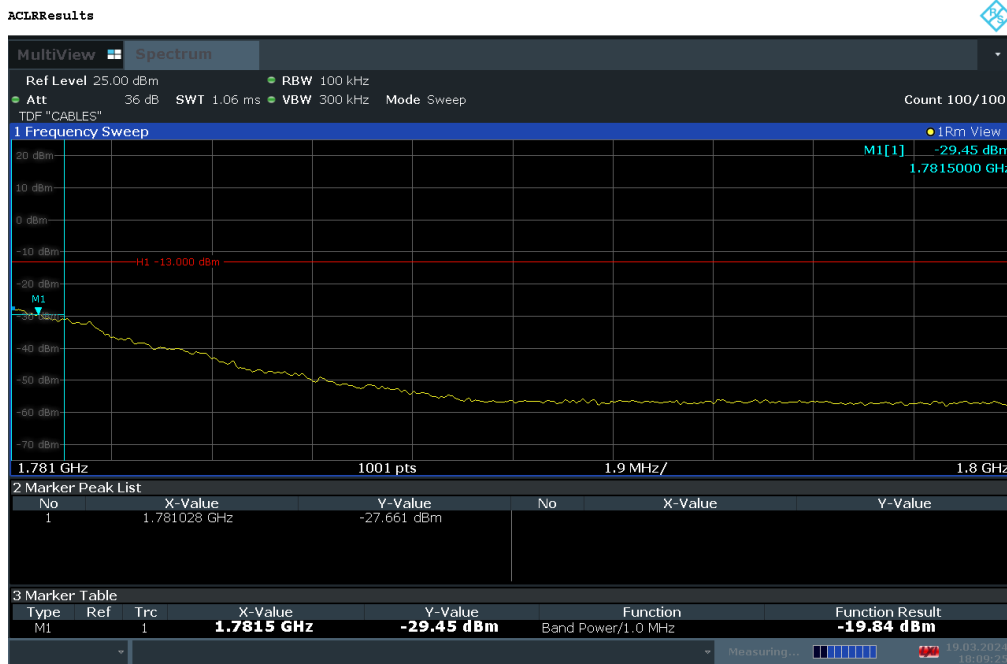
V2.2 09/07/2023

Unless otherwise specified, no part of this report may be reproduced or utilized in any part, form or by any means, electronic or mechanical, including photocopying and microfilm, without permission in writing from Element Materials Technology. If you have any questions about this or have an enquiry about obtaining additional rights to this report or assembly of contents thereof, please contact ct.info@element.com.



18:09:08 19.03.2024

Plot 7-242. Upper Band Edge Plot (LTE Band 66 - 3MHz QPSK – Full RB)



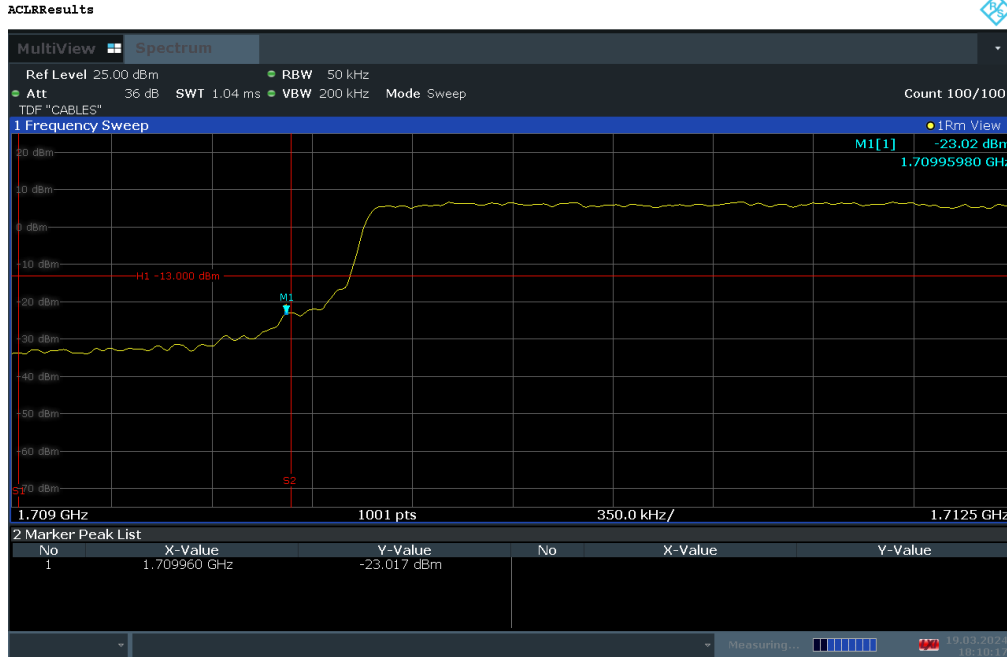
18:09:25 19.03.2024

Plot 7-243. Upper Extended Band Edge Plot (LTE Band 66 - 3MHz QPSK – Full RB)

FCC ID: BCGA2926	PART 27 MEASUREMENT REPORT		Approved by: Technical Manager
Test Report S/N: 1C2311270070-09.BCG	Test Dates: 10/1/2023 - 3/19/2024	EUT Type: Tablet Device	Page 148 of 344

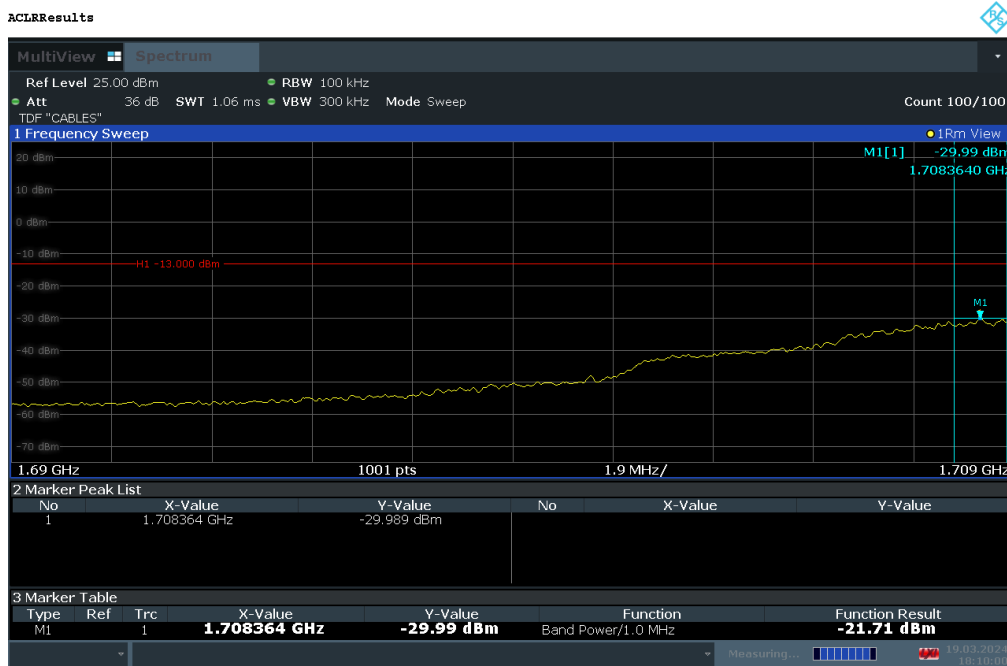
V2.2 09/07/2023

Unless otherwise specified, no part of this report may be reproduced or utilized in any part, form or by any means, electronic or mechanical, including photocopying and microfilm, without permission in writing from Element Materials Technology. If you have any questions about this or have an enquiry about obtaining additional rights to this report or assembly of contents thereof, please contact ct.info@element.com.



18:10:17 19.03.2024

Plot 7-244. Lower Band Edge Plot (LTE Band 66 - 5MHz QPSK – Full RB)



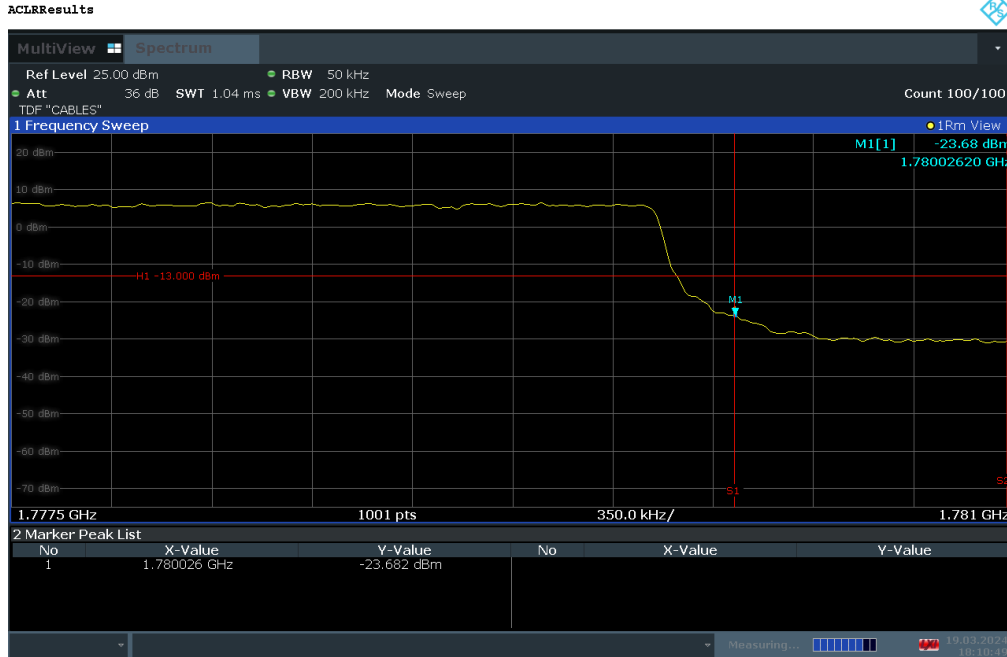
18:10:00 19.03.2024

Plot 7-245. Lower Extended Band Edge Plot (LTE Band 66 - 5MHz QPSK – Full RB)

FCC ID: BCGA2926	PART 27 MEASUREMENT REPORT		Approved by: Technical Manager
Test Report S/N: 1C2311270070-09.BCG	Test Dates: 10/1/2023 - 3/19/2024	EUT Type: Tablet Device	Page 149 of 344

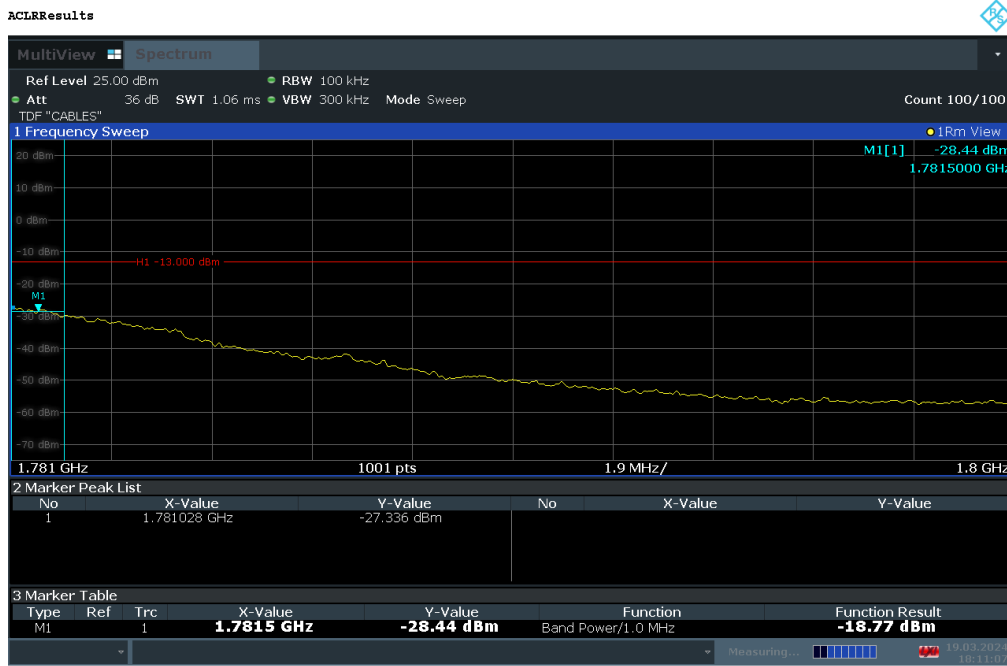
V2.2 09/07/2023

Unless otherwise specified, no part of this report may be reproduced or utilized in any part, form or by any means, electronic or mechanical, including photocopying and microfilm, without permission in writing from Element Materials Technology. If you have any questions about this or have an enquiry about obtaining additional rights to this report or assembly of contents thereof, please contact ct.info@element.com.



18:10:50 19.03.2024

Plot 7-246. Upper Band Edge Plot (LTE Band 66 - 5MHz QPSK – Full RB)



18:11:07 19.03.2024

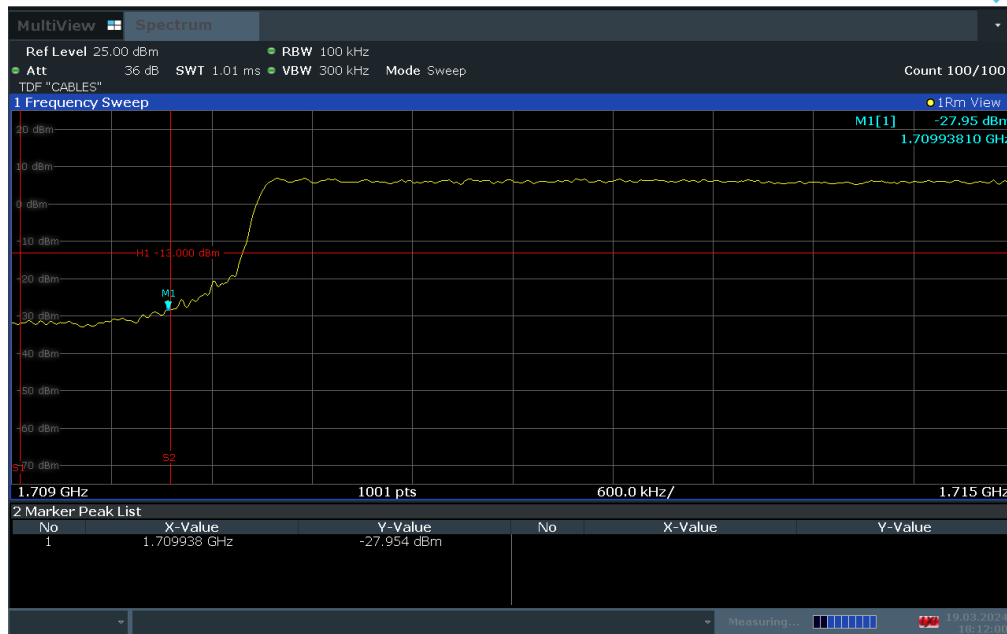
Plot 7-247. Upper Extended Band Edge Plot (LTE Band 66 - 5MHz QPSK – Full RB)

FCC ID: BCGA2926	PART 27 MEASUREMENT REPORT		Approved by: Technical Manager
Test Report S/N: 1C2311270070-09.BCG	Test Dates: 10/1/2023 - 3/19/2024	EUT Type: Tablet Device	Page 150 of 344

V2.2 09/07/2023

Unless otherwise specified, no part of this report may be reproduced or utilized in any part, form or by any means, electronic or mechanical, including photocopying and microfilm, without permission in writing from Element Materials Technology. If you have any questions about this or have an enquiry about obtaining additional rights to this report or assembly of contents thereof, please contact ct.info@element.com.

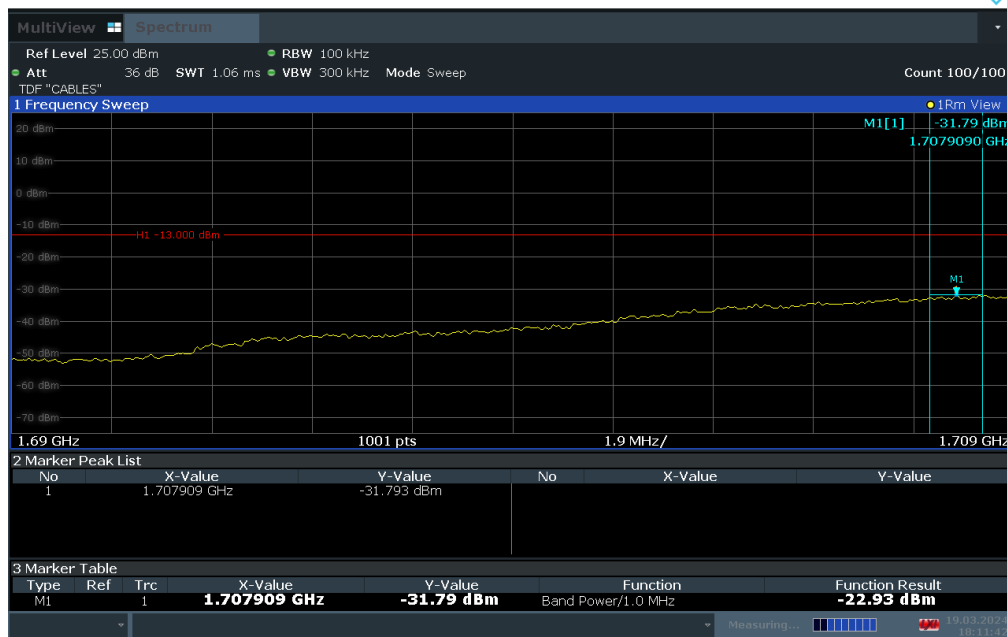
ACLRResults



18:12:00 19.03.2024

Plot 7-248. Lower Band Edge Plot (LTE Band 66 - 10MHz QPSK – Full RB)

ACLRResults

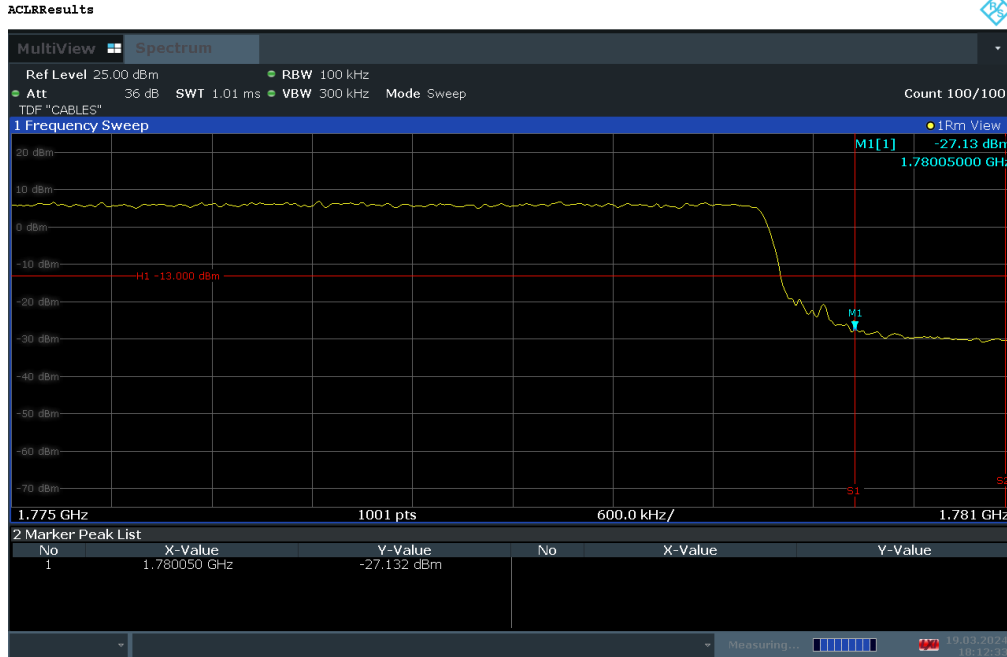


18:11:42 19.03.2024

Plot 7-249. Lower Extended Band Edge Plot (LTE Band 66 - 10MHz QPSK – Full RB)

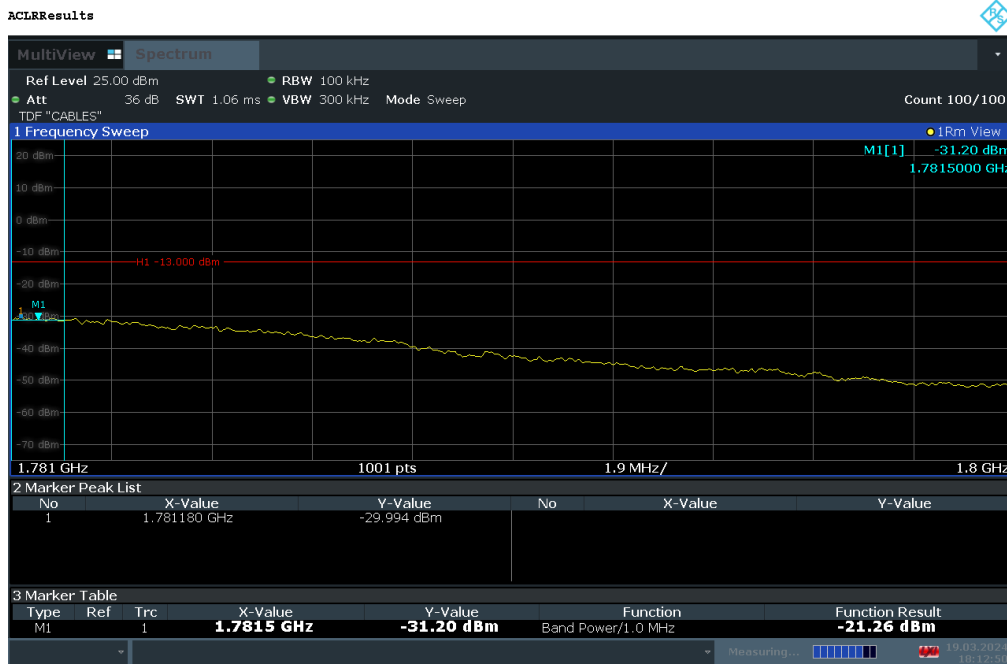
FCC ID: BCGA2926	PART 27 MEASUREMENT REPORT	Approved by: Technical Manager
Test Report S/N: 1C2311270070-09.BCG	Test Dates: 10/1/2023 - 3/19/2024	EUT Type: Tablet Device
		Page 151 of 344

V2.2 09/07/2023



18:12:33 19.03.2024

Plot 7-250. Upper Band Edge Plot (LTE Band 66 - 10MHz QPSK – Full RB)

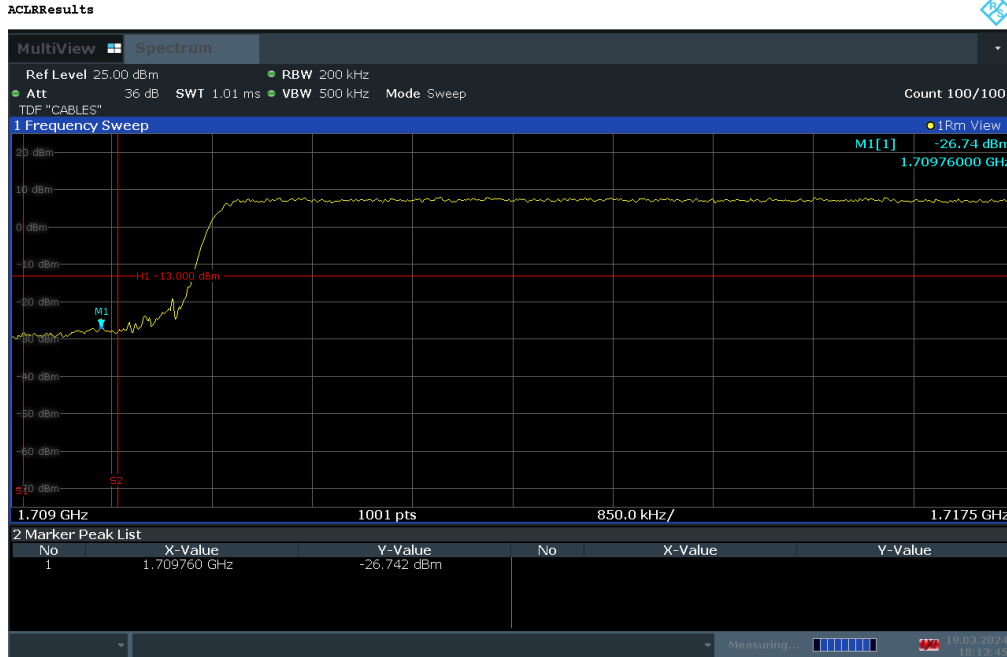


18:12:51 19.03.2024

Plot 7-251. Upper Extended Band Edge Plot (LTE Band 66 - 10MHz QPSK – Full RB)

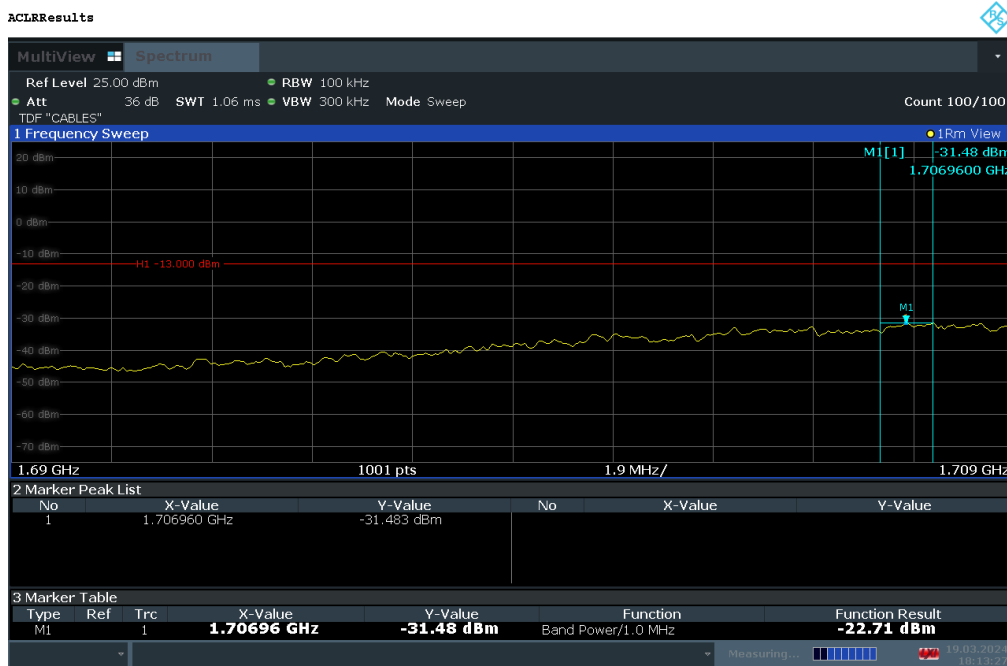
FCC ID: BCGA2926	PART 27 MEASUREMENT REPORT		Approved by: Technical Manager
Test Report S/N: 1C2311270070-09.BCG	Test Dates: 10/1/2023 - 3/19/2024	EUT Type: Tablet Device	Page 152 of 344

V2.2 09/07/2023



18:13:45 19.03.2024

Plot 7-252. Lower Band Edge Plot (LTE Band 66 - 15MHz QPSK – Full RB)



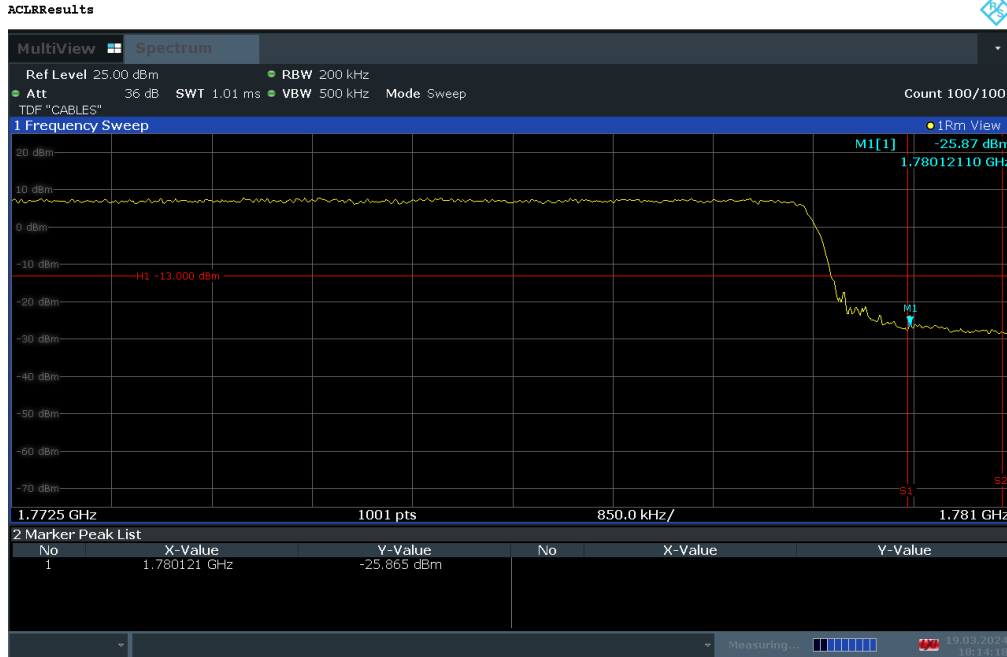
18:13:27 19.03.2024

Plot 7-253. Lower Extended Band Edge Plot (LTE Band 66 - 15MHz QPSK – Full RB)

FCC ID: BCGA2926	PART 27 MEASUREMENT REPORT		Approved by: Technical Manager
Test Report S/N: 1C2311270070-09.BCG	Test Dates: 10/1/2023 - 3/19/2024	EUT Type: Tablet Device	Page 153 of 344

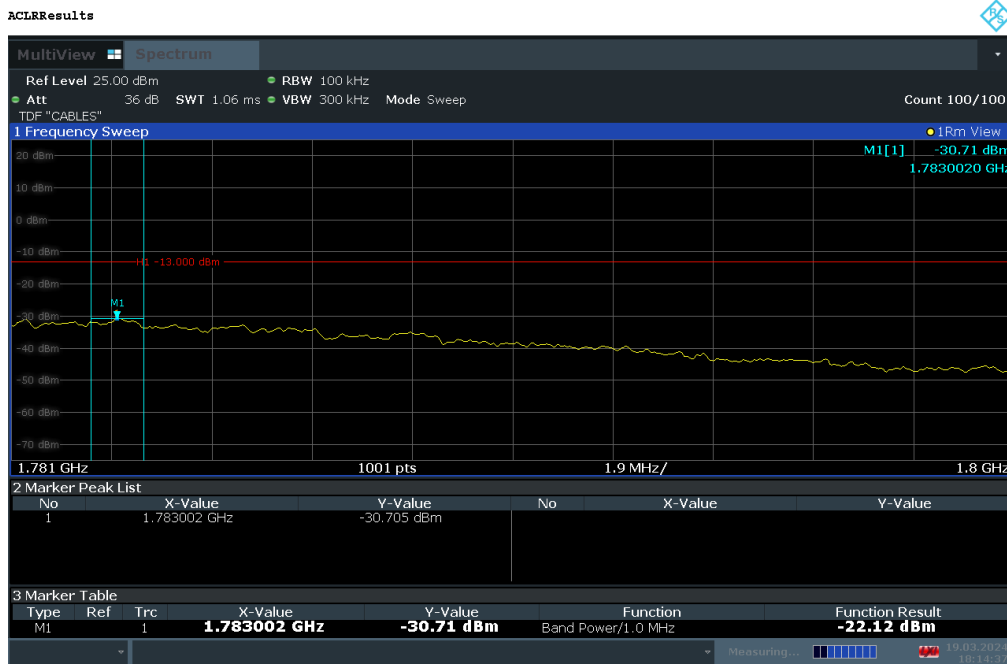
V2.2 09/07/2023

Unless otherwise specified, no part of this report may be reproduced or utilized in any part, form or by any means, electronic or mechanical, including photocopying and microfilm, without permission in writing from Element Materials Technology. If you have any questions about this or have an enquiry about obtaining additional rights to this report or assembly of contents thereof, please contact ct.info@element.com.



18:14:19 19.03.2024

Plot 7-254. Upper Band Edge Plot (LTE Band 66 - 15MHz QPSK – Full RB)

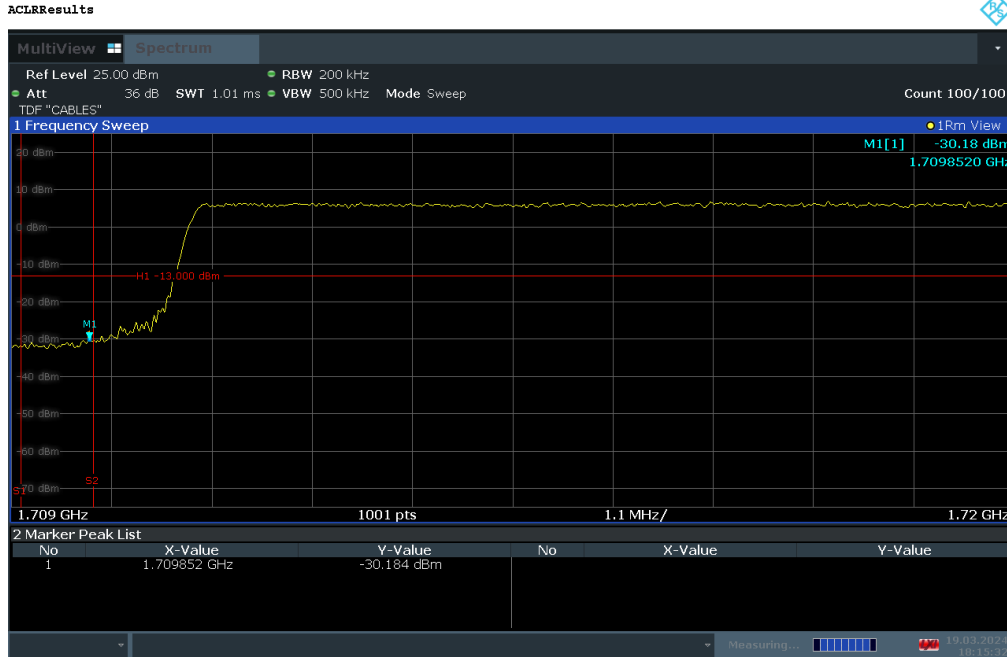


18:14:37 19.03.2024

Plot 7-255. Upper Extended Band Edge Plot (LTE Band 66 - 15MHz QPSK – Full RB)

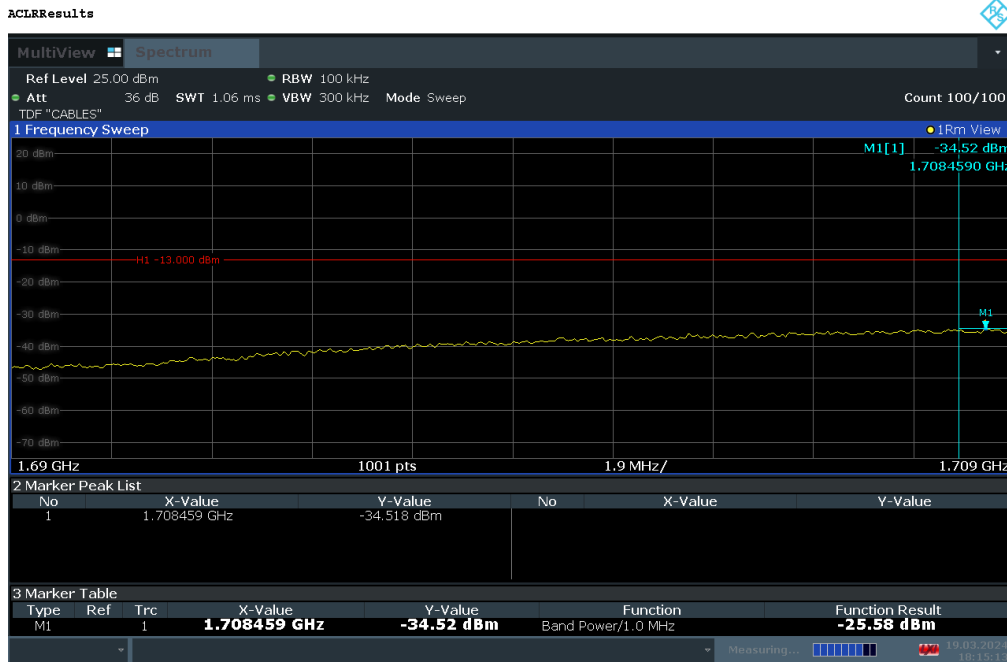
FCC ID: BCGA2926	PART 27 MEASUREMENT REPORT		Approved by: Technical Manager
Test Report S/N: 1C2311270070-09.BCG	Test Dates: 10/1/2023 - 3/19/2024	EUT Type: Tablet Device	Page 154 of 344

V2.2 09/07/2023



18:15:32 19.03.2024

Plot 7-256. Lower Band Edge Plot (LTE Band 66 - 20MHz QPSK – Full RB)



18:15:13 19.03.2024

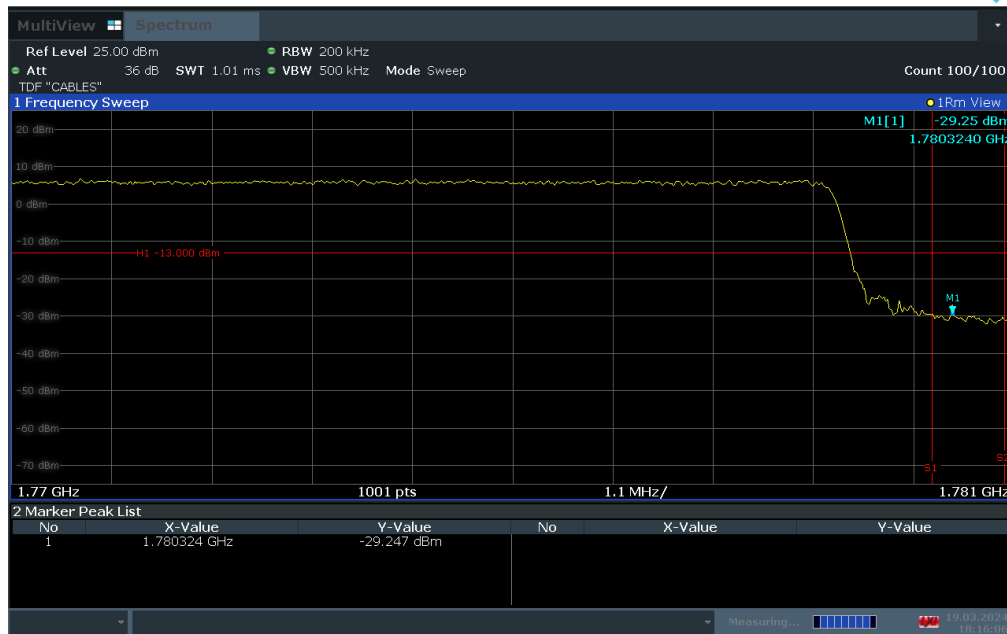
Plot 7-257. Lower Extended Band Edge Plot (LTE Band 66 - 20MHz QPSK – Full RB)

FCC ID: BCGA2926	PART 27 MEASUREMENT REPORT		Approved by: Technical Manager
Test Report S/N: 1C2311270070-09.BCG	Test Dates: 10/1/2023 - 3/19/2024	EUT Type: Tablet Device	Page 155 of 344

V2.2 09/07/2023

Unless otherwise specified, no part of this report may be reproduced or utilized in any part, form or by any means, electronic or mechanical, including photocopying and microfilm, without permission in writing from Element Materials Technology. If you have any questions about this or have an enquiry about obtaining additional rights to this report or assembly of contents thereof, please contact ct.info@element.com.

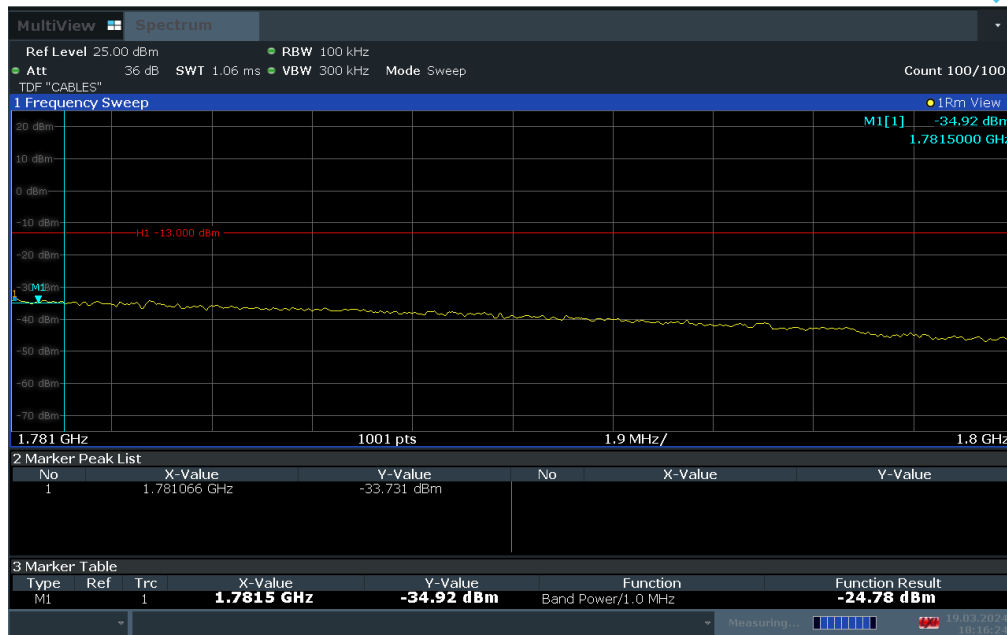
ACLRResults



18:16:06 19.03.2024

Plot 7-258. Upper Band Edge Plot (LTE Band 66 - 20MHz QPSK – Full RB)

ACLRResults



18:16:24 19.03.2024

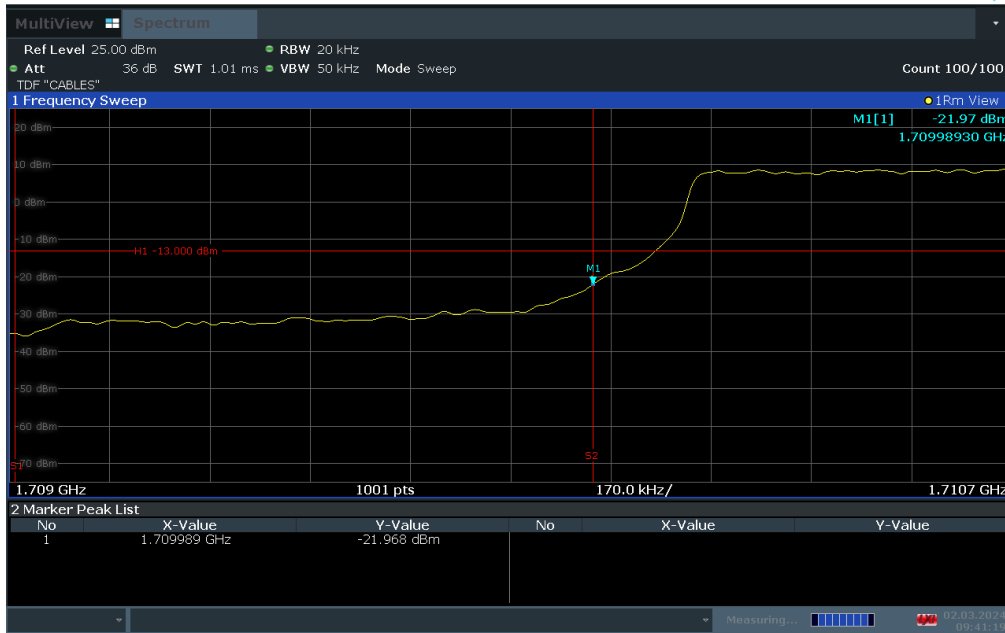
Plot 7-259. Upper Extended Band Edge Plot (LTE Band 66 - 20MHz QPSK – Full RB)

FCC ID: BCGA2926	PART 27 MEASUREMENT REPORT		Approved by: Technical Manager
Test Report S/N: 1C2311270070-09.BCG	Test Dates: 10/1/2023 - 3/19/2024	EUT Type: Tablet Device	Page 156 of 344

V2.2 09/07/2023

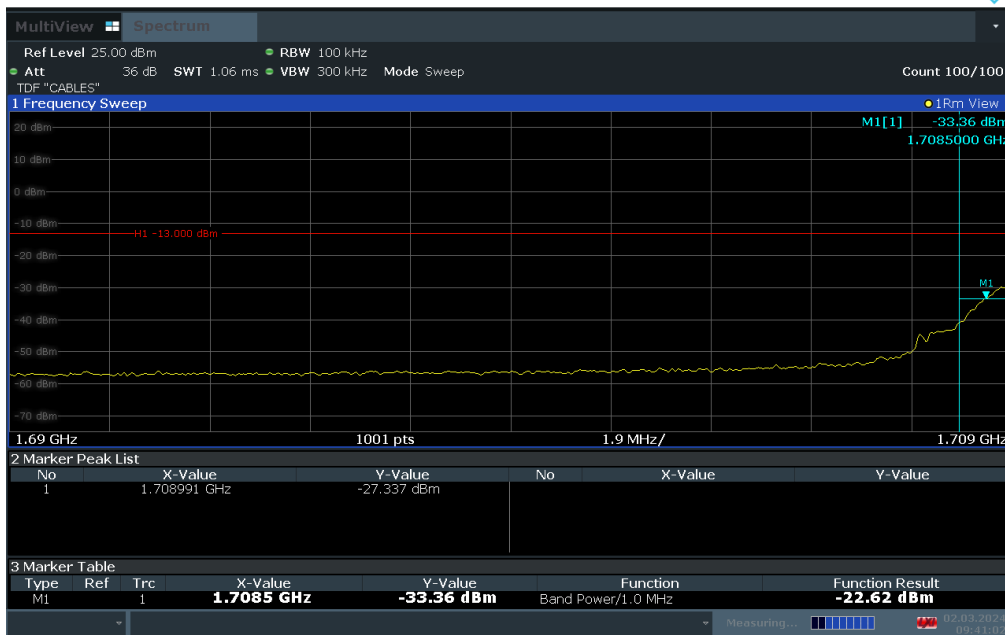
Unless otherwise specified, no part of this report may be reproduced or utilized in any part, form or by any means, electronic or mechanical, including photocopying and microfilm, without permission in writing from Element Materials Technology. If you have any questions about this or have an enquiry about obtaining additional rights to this report or assembly of contents thereof, please contact ct.info@element.com.

LTE Band 4



09:41:19 02.03.2024

Plot 7-260. Lower Band Edge Plot (LTE Band 4 – 1.4MHz QPSK – Full RB)



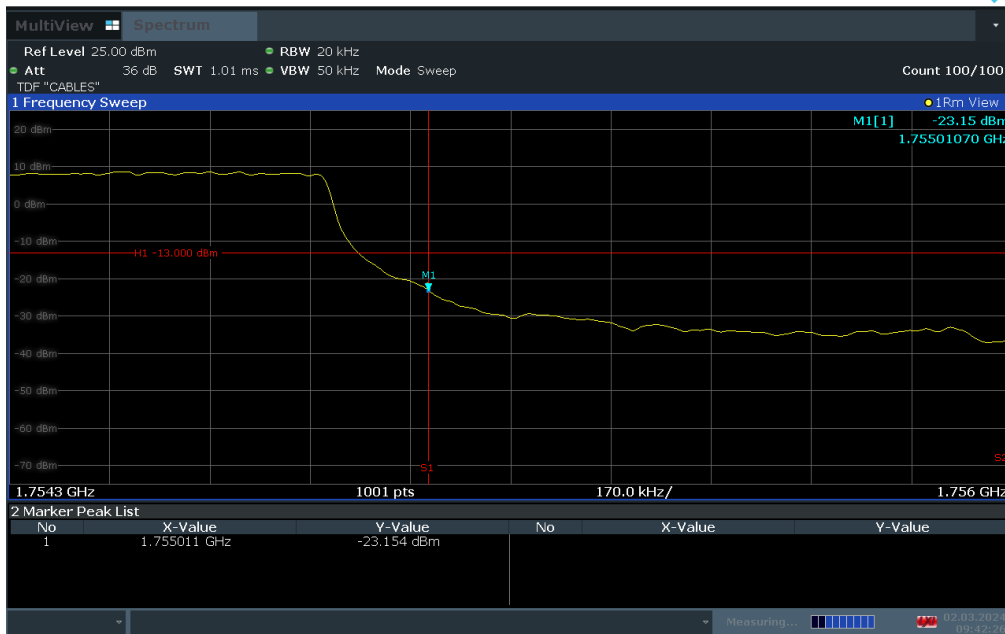
09:41:02 02.03.2024

Plot 7-261. Lower Extended Band Edge Plot (LTE Band 4 – 1.4MHz QPSK – Full RB)

FCC ID: BCGA2926	PART 27 MEASUREMENT REPORT	Approved by: Technical Manager
Test Report S/N: 1C2311270070-09.BCG	Test Dates: 10/1/2023 - 3/19/2024	EUT Type: Tablet Device
		Page 157 of 344

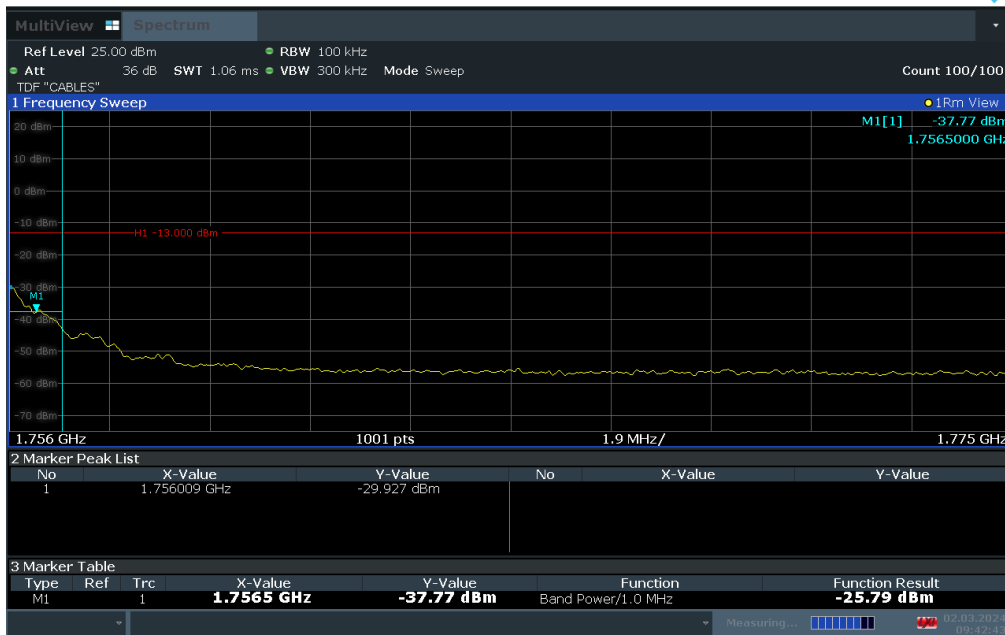
V2.2 09/07/2023

Unless otherwise specified, no part of this report may be reproduced or utilized in any part, form or by any means, electronic or mechanical, including photocopying and microfilm, without permission in writing from Element Materials Technology. If you have any questions about this or have an enquiry about obtaining additional rights to this report or assembly of contents thereof, please contact ct.info@element.com.



09:42:26 02.03.2024

Plot 7-262. Upper Band Edge Plot (LTE Band 4 – 1.4MHz QPSK – Full RB)



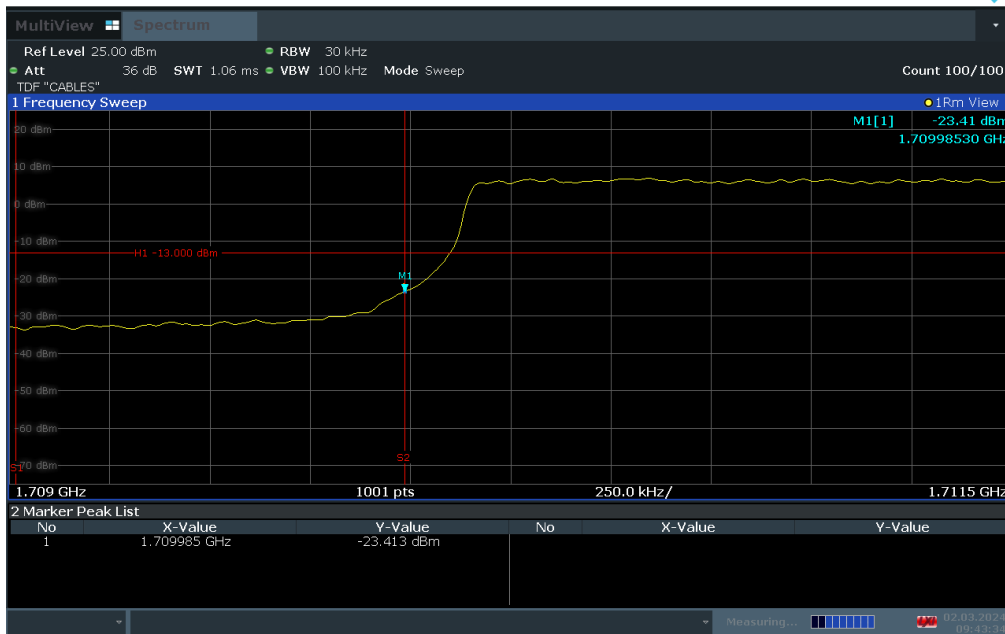
09:42:43 02.03.2024

Plot 7-263. Upper Extended Band Edge Plot (LTE Band 4 – 1.4MHz QPSK – Full RB)

FCC ID: BCGA2926	PART 27 MEASUREMENT REPORT		Approved by: Technical Manager
Test Report S/N: 1C2311270070-09.BCG	Test Dates: 10/1/2023 - 3/19/2024	EUT Type: Tablet Device	Page 158 of 344

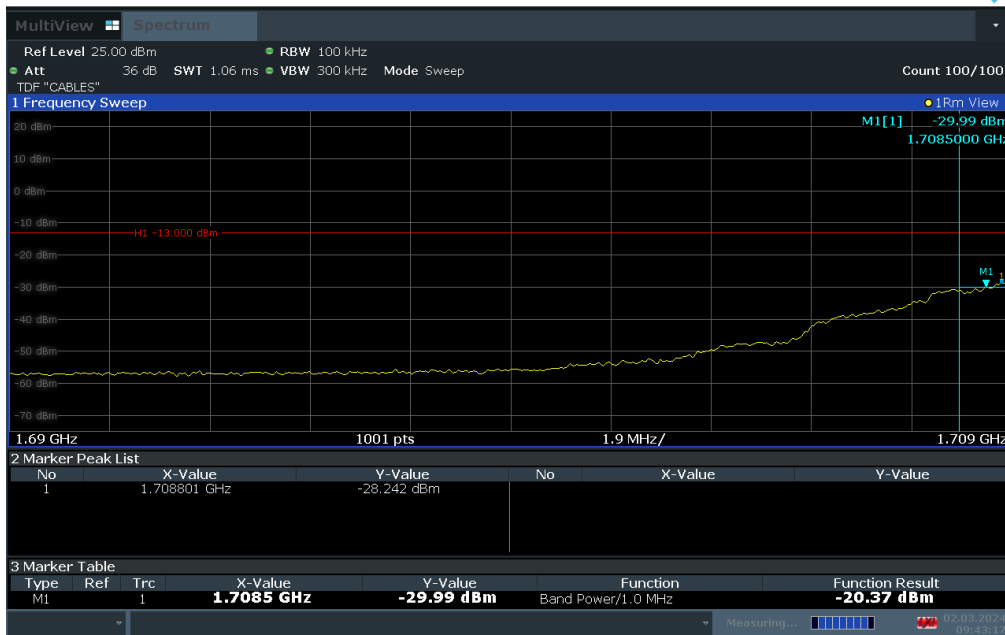
V2.2 09/07/2023

Unless otherwise specified, no part of this report may be reproduced or utilized in any part, form or by any means, electronic or mechanical, including photocopying and microfilm, without permission in writing from Element Materials Technology. If you have any questions about this or have an enquiry about obtaining additional rights to this report or assembly of contents thereof, please contact ct.info@element.com.



09:43:34 02.03.2024

Plot 7-264. Lower Band Edge Plot (LTE Band 4 - 3MHz QPSK – Full RB)

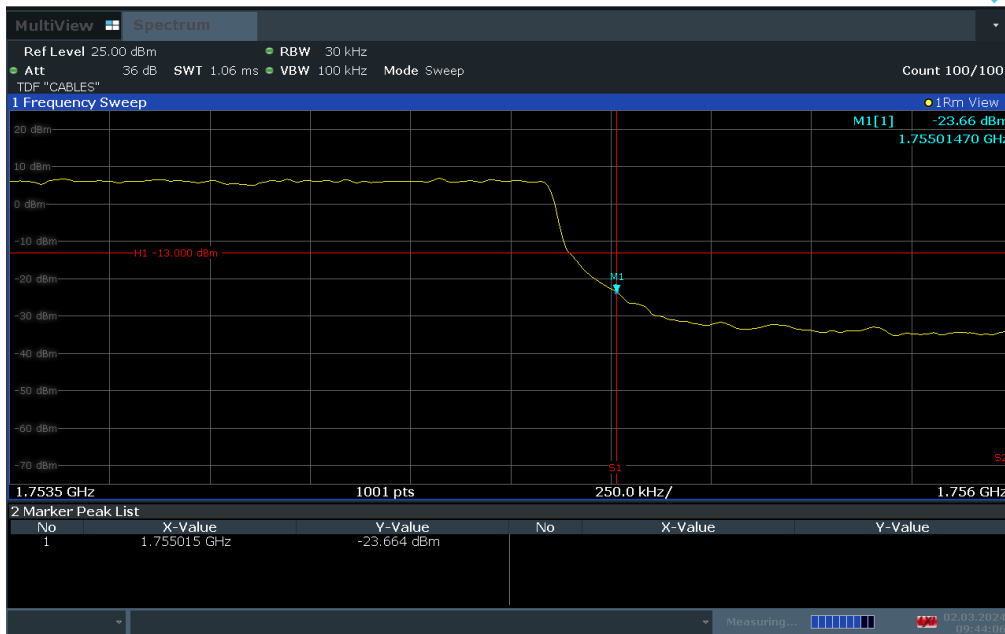


09:43:17 02.03.2024

Plot 7-265. Lower Extended Band Edge Plot (LTE Band 4 - 3MHz QPSK – Full RB)

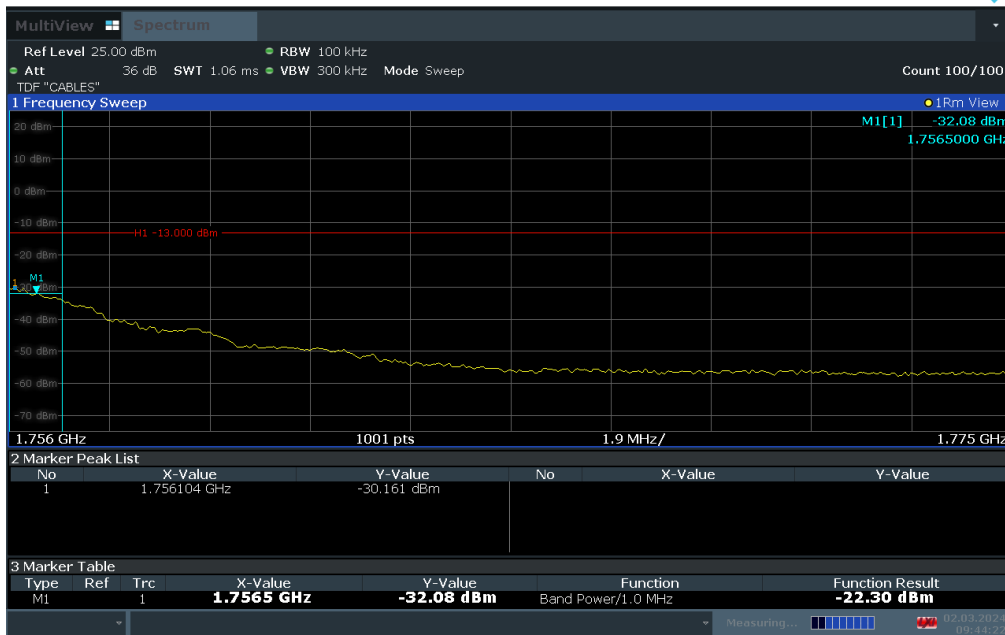
FCC ID: BCGA2926	PART 27 MEASUREMENT REPORT	Approved by: Technical Manager
Test Report S/N: 1C2311270070-09.BCG	Test Dates: 10/1/2023 - 3/19/2024	EUT Type: Tablet Device
		Page 159 of 344

V2.2 09/07/2023



09:44:06 02.03.2024

Plot 7-266. Upper Band Edge Plot (LTE Band 4 - 3MHz QPSK – Full RB)



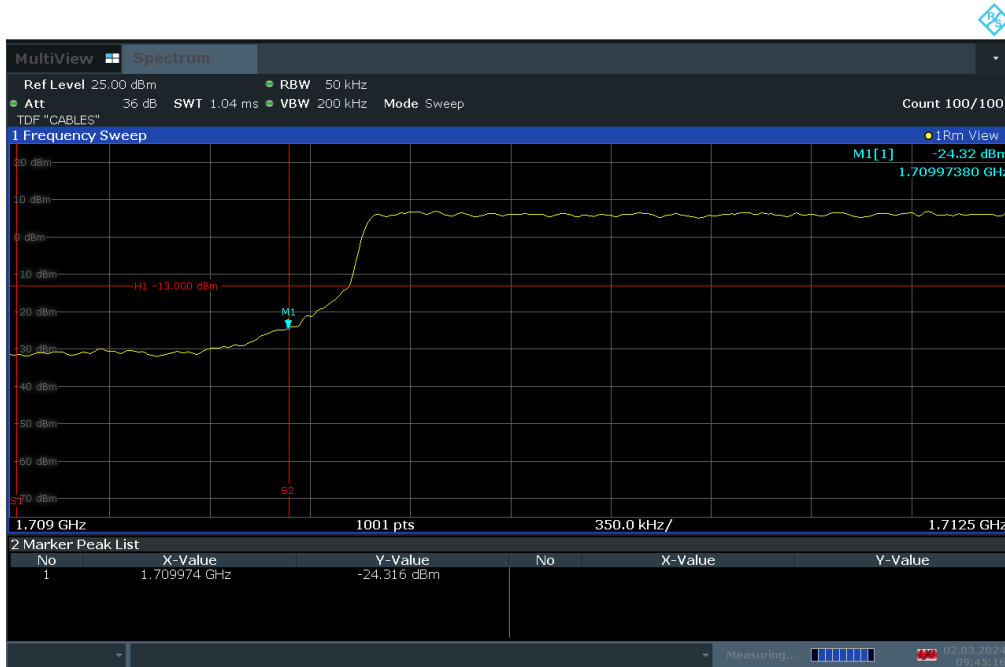
09:44:23 02.03.2024

Plot 7-267. Upper Extended Band Edge Plot (LTE Band 4 - 3MHz QPSK – Full RB)

FCC ID: BCGA2926	PART 27 MEASUREMENT REPORT		Approved by: Technical Manager
Test Report S/N: 1C2311270070-09.BCG	Test Dates: 10/1/2023 - 3/19/2024	EUT Type: Tablet Device	Page 160 of 344

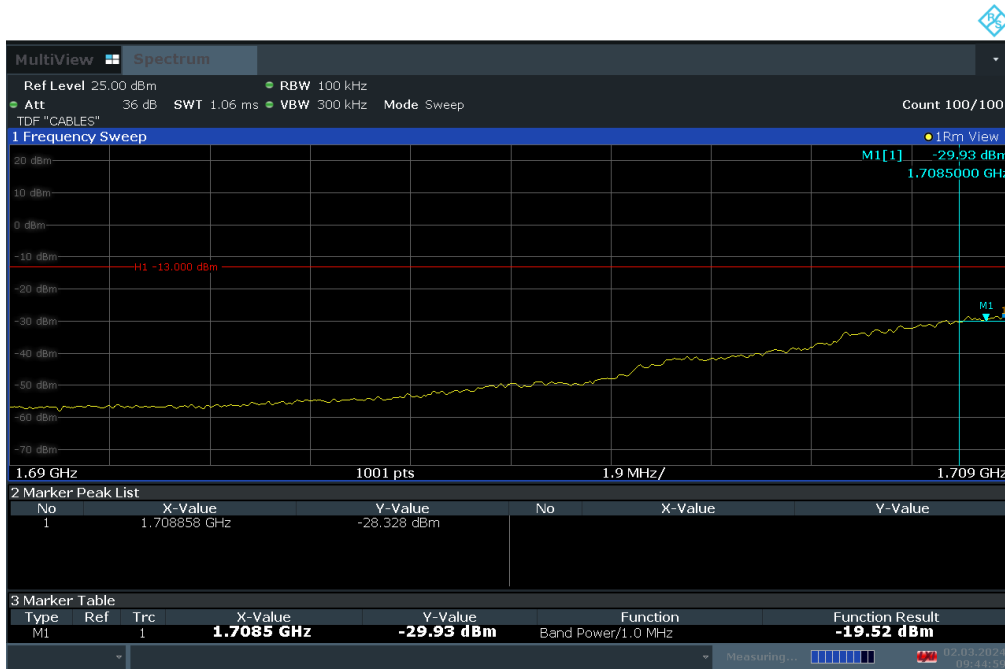
V2.2 09/07/2023

Unless otherwise specified, no part of this report may be reproduced or utilized in any part, form or by any means, electronic or mechanical, including photocopying and microfilm, without permission in writing from Element Materials Technology. If you have any questions about this or have an enquiry about obtaining additional rights to this report or assembly of contents thereof, please contact ct.info@element.com.



09:45:16 02.03.2024

Plot 7-268. Lower Band Edge Plot (LTE Band 4 - 5MHz QPSK – Full RB)

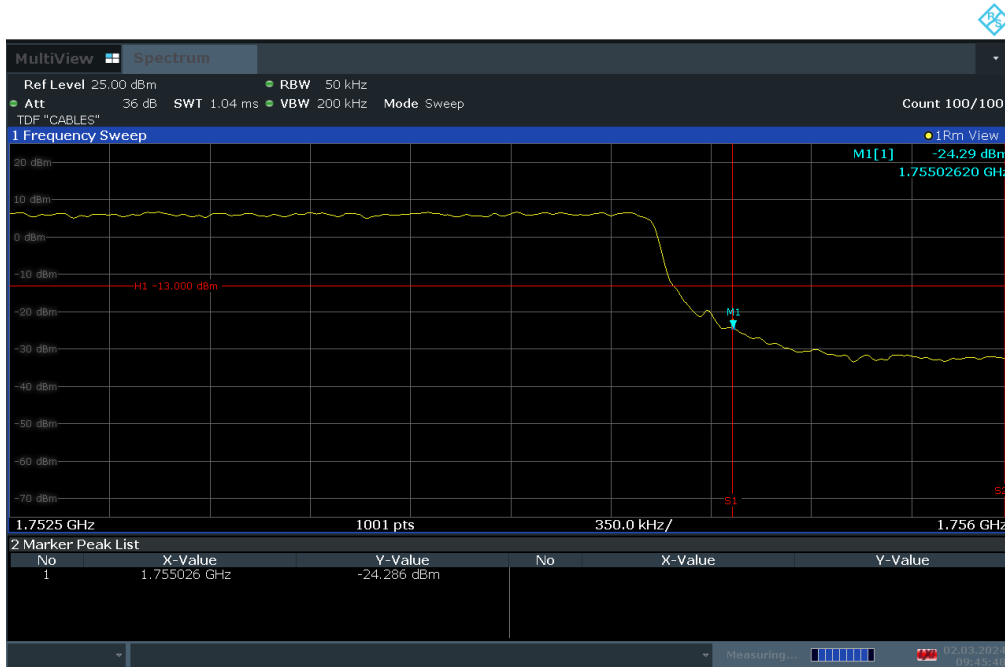


09:44:59 02.03.2024

Plot 7-269. Lower Extended Band Edge Plot (LTE Band 4 - 5MHz QPSK – Full RB)

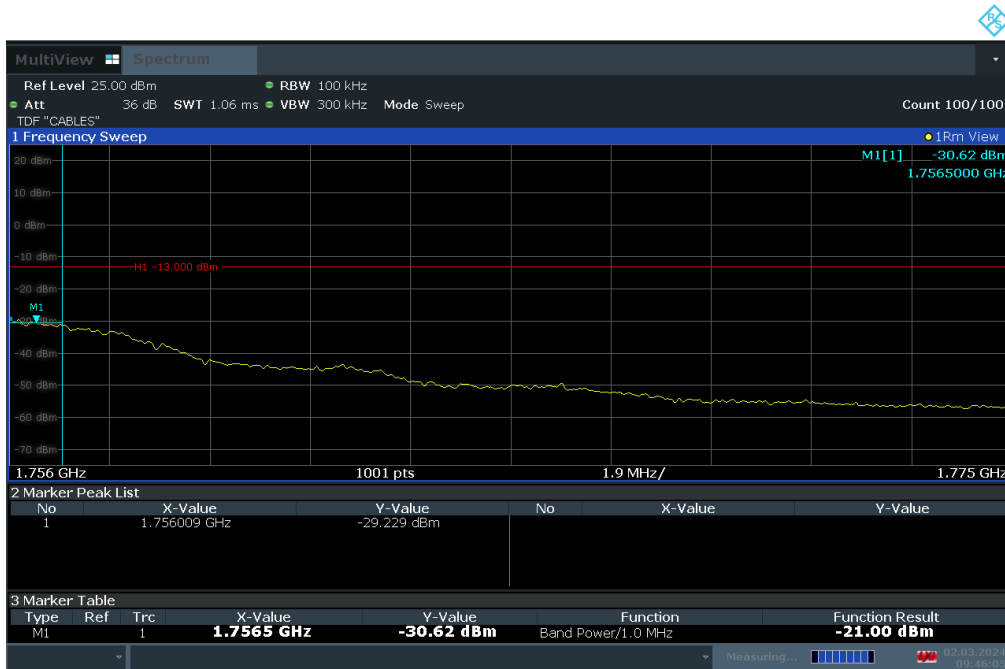
FCC ID: BCGA2926	PART 27 MEASUREMENT REPORT		Approved by: Technical Manager
Test Report S/N: 1C2311270070-09.BCG	Test Dates: 10/1/2023 - 3/19/2024	EUT Type: Tablet Device	Page 161 of 344

V2.2 09/07/2023



09:45:48 02.03.2024

Plot 7-270. Upper Band Edge Plot (LTE Band 4 - 5MHz QPSK – Full RB)



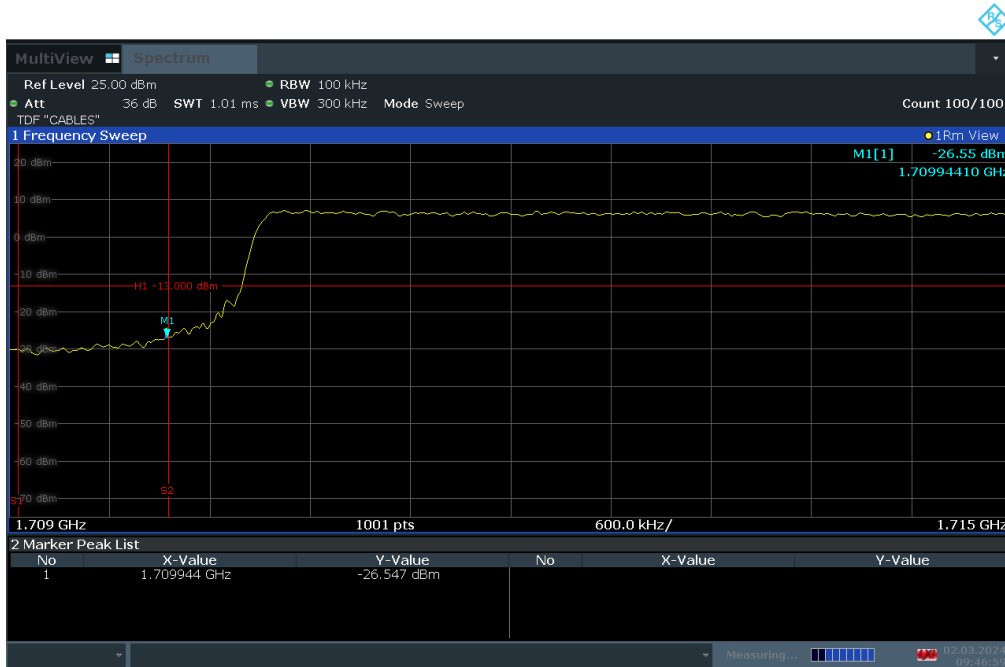
09:46:05 02.03.2024

Plot 7-271. Upper Extended Band Edge Plot (LTE Band 4 - 5MHz QPSK – Full RB)

FCC ID: BCGA2926	PART 27 MEASUREMENT REPORT		Approved by: Technical Manager
Test Report S/N: 1C2311270070-09.BCG	Test Dates: 10/1/2023 - 3/19/2024	EUT Type: Tablet Device	Page 162 of 344

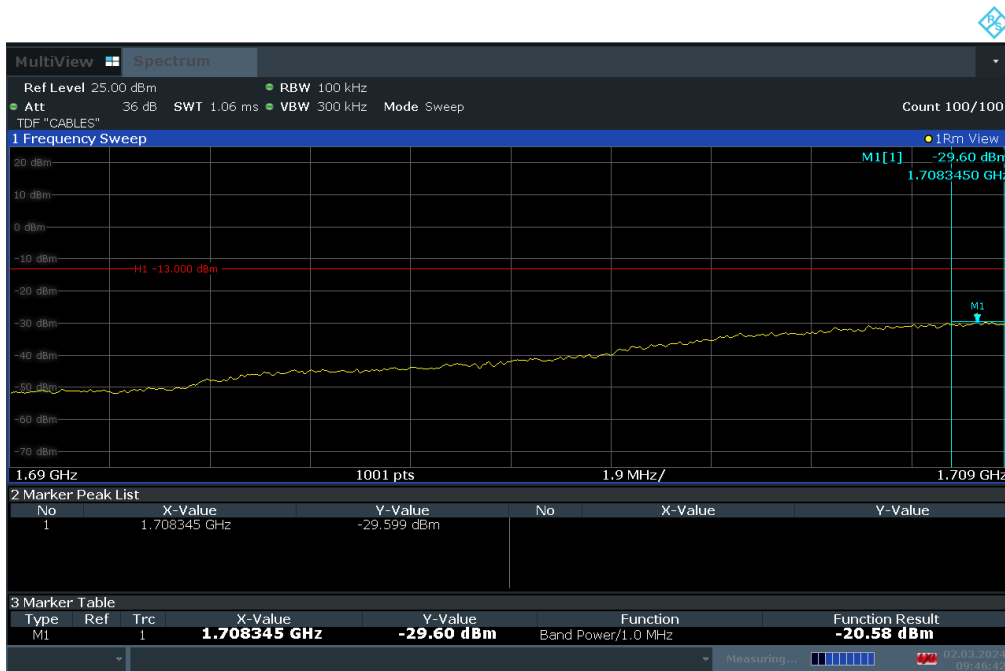
V2.2 09/07/2023

Unless otherwise specified, no part of this report may be reproduced or utilized in any part, form or by any means, electronic or mechanical, including photocopying and microfilm, without permission in writing from Element Materials Technology. If you have any questions about this or have an enquiry about obtaining additional rights to this report or assembly of contents thereof, please contact ct.info@element.com.



09:46:59 02.03.2024

Plot 7-272. Lower Band Edge Plot (LTE Band 4 - 10MHz QPSK – Full RB)



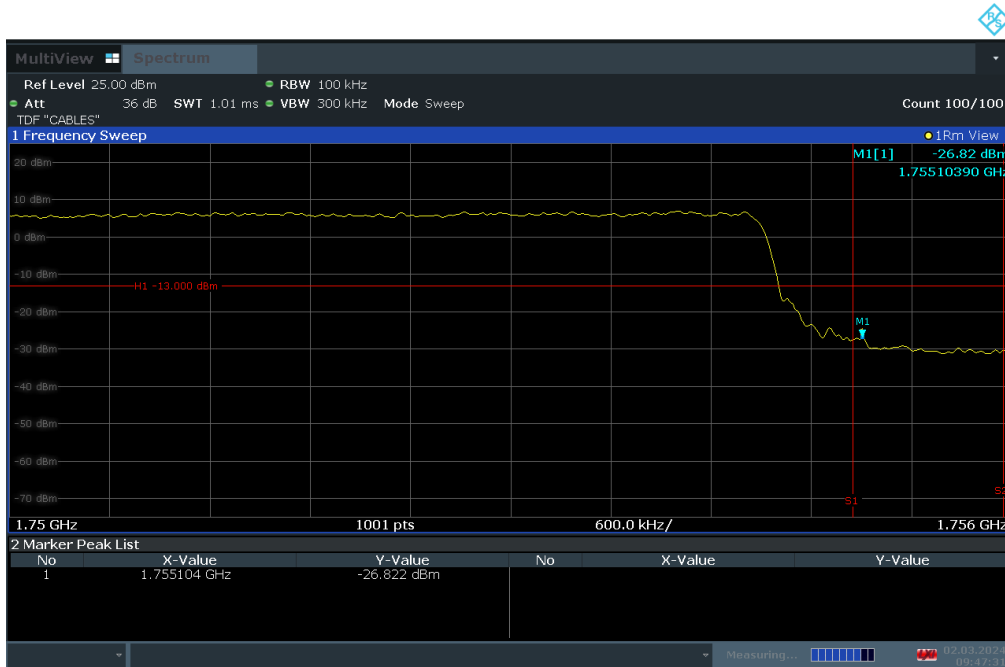
09:46:42 02.03.2024

Plot 7-273. Lower Extended Band Edge Plot (LTE Band 4 - 10MHz QPSK – Full RB)

FCC ID: BCGA2926	PART 27 MEASUREMENT REPORT		Approved by: Technical Manager
Test Report S/N: 1C2311270070-09.BCG	Test Dates: 10/1/2023 - 3/19/2024	EUT Type: Tablet Device	Page 163 of 344

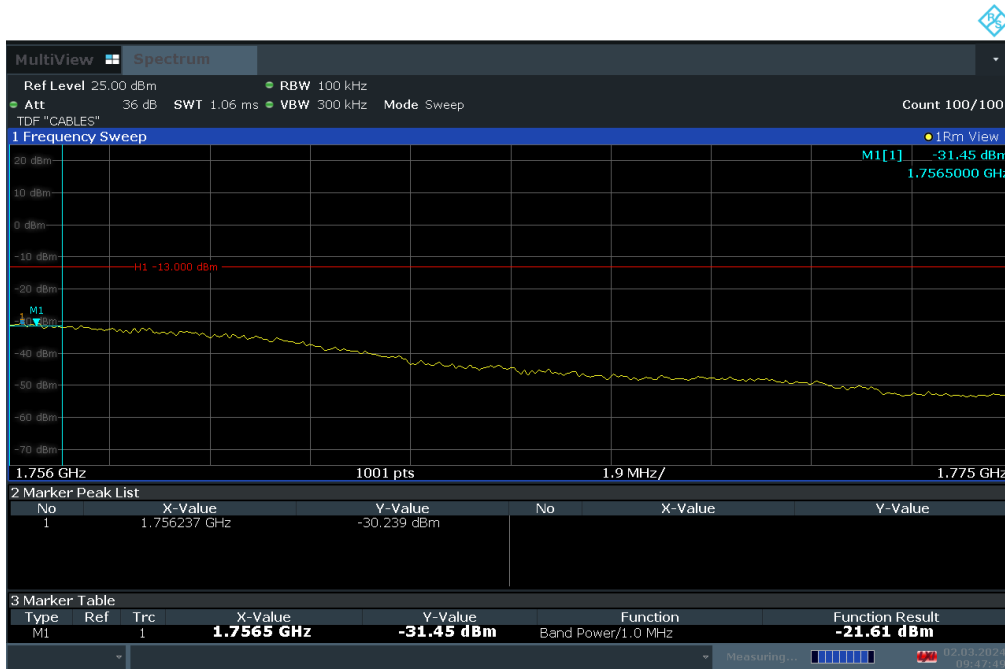
V2.2 09/07/2023

Unless otherwise specified, no part of this report may be reproduced or utilized in any part, form or by any means, electronic or mechanical, including photocopying and microfilm, without permission in writing from Element Materials Technology. If you have any questions about this or have an enquiry about obtaining additional rights to this report or assembly of contents thereof, please contact ct.info@element.com.



09:47:31 02.03.2024

Plot 7-274. Upper Band Edge Plot (LTE Band 4 - 10MHz QPSK – Full RB)

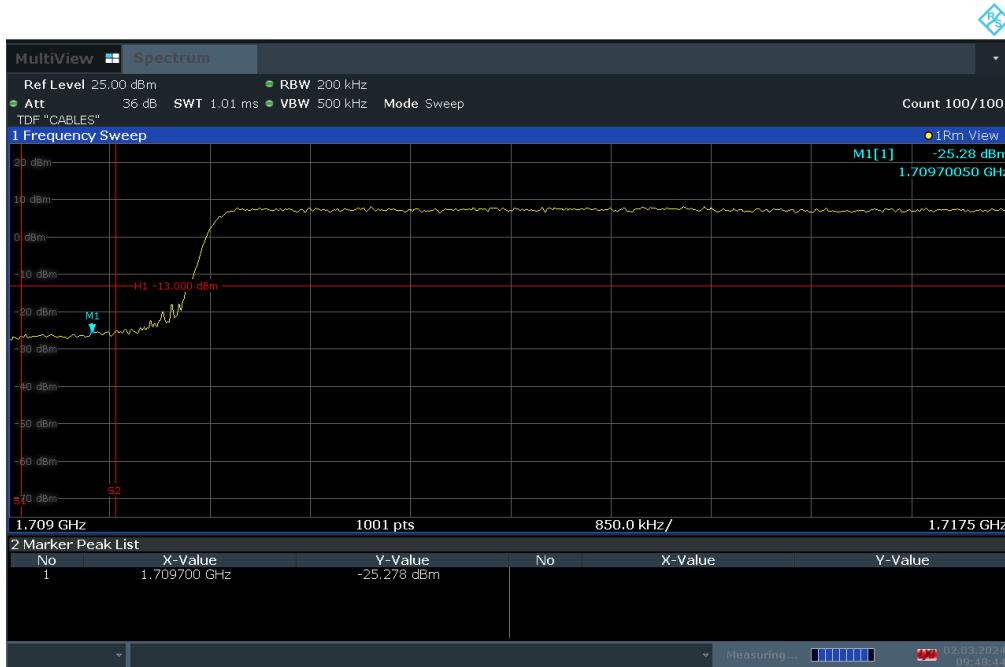


09:47:49 02.03.2024

Plot 7-275. Upper Extended Band Edge Plot (LTE Band 4 - 10MHz QPSK – Full RB)

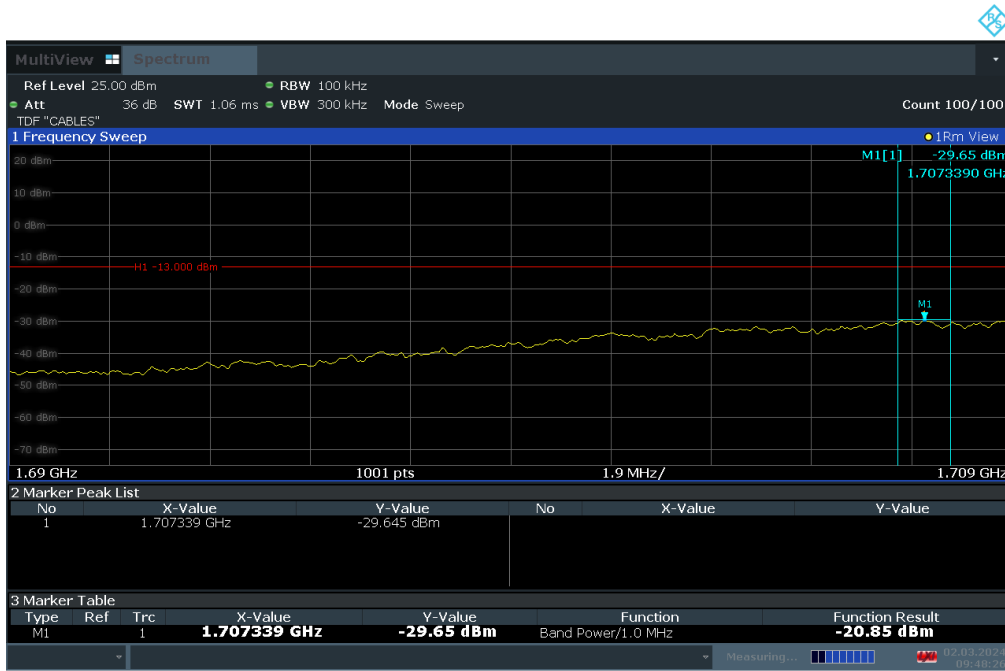
FCC ID: BCGA2926	PART 27 MEASUREMENT REPORT		Approved by: Technical Manager
Test Report S/N: 1C2311270070-09.BCG	Test Dates: 10/1/2023 - 3/19/2024	EUT Type: Tablet Device	Page 164 of 344

V2.2 09/07/2023



09:48:44 02.03.2024

Plot 7-276. Lower Band Edge Plot (LTE Band 4 - 15MHz QPSK – Full RB)



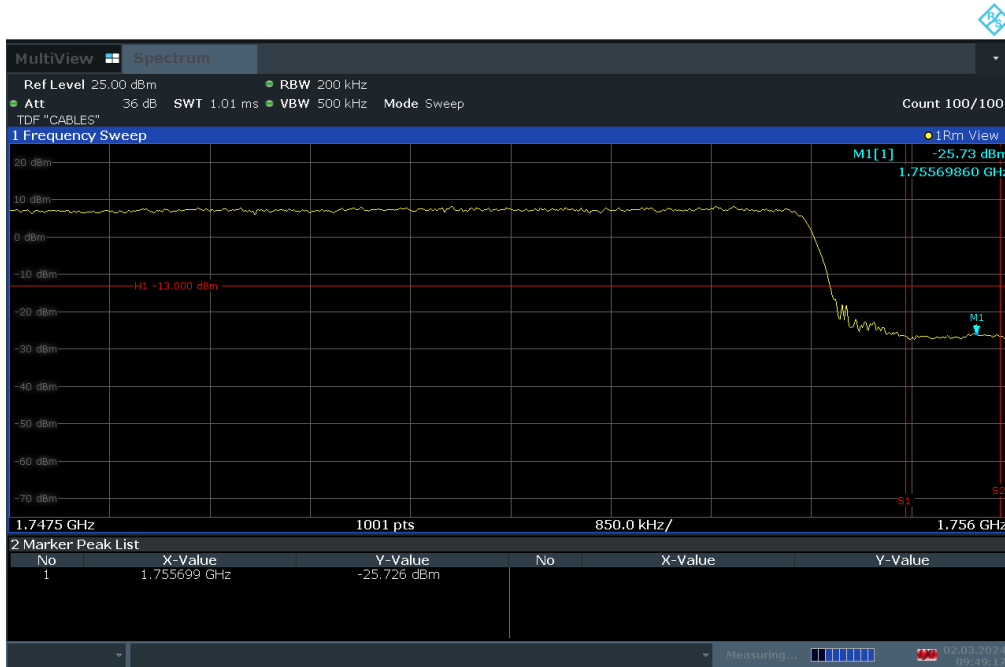
09:48:26 02.03.2024

Plot 7-277. Lower Extended Band Edge Plot (LTE Band 4 - 15MHz QPSK – Full RB)

FCC ID: BCGA2926	PART 27 MEASUREMENT REPORT		Approved by: Technical Manager
Test Report S/N: 1C2311270070-09.BCG	Test Dates: 10/1/2023 - 3/19/2024	EUT Type: Tablet Device	Page 165 of 344

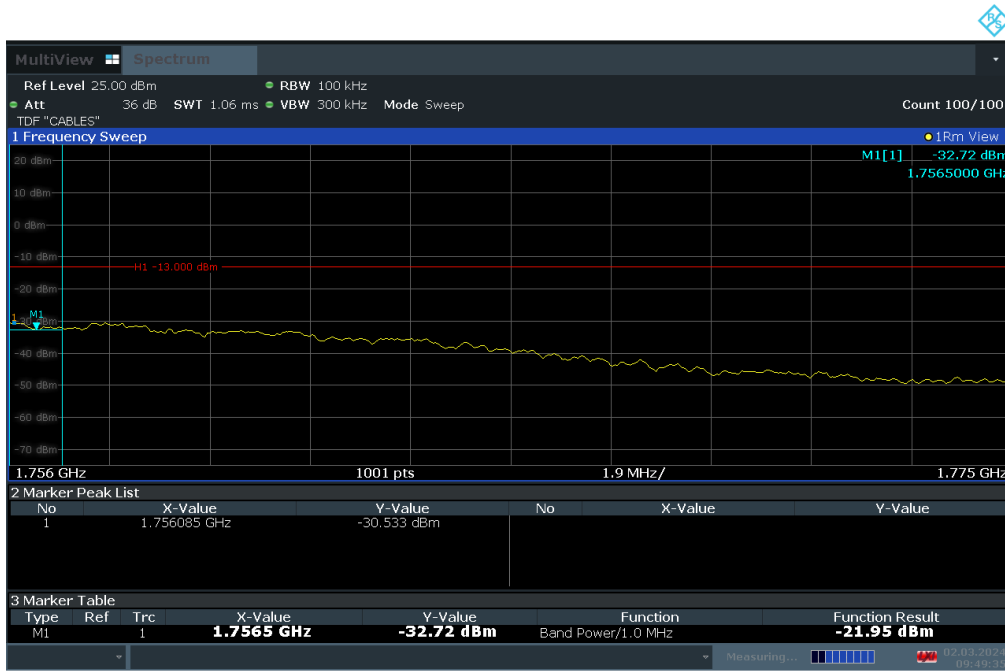
V2.2 09/07/2023

Unless otherwise specified, no part of this report may be reproduced or utilized in any part, form or by any means, electronic or mechanical, including photocopying and microfilm, without permission in writing from Element Materials Technology. If you have any questions about this or have an enquiry about obtaining additional rights to this report or assembly of contents thereof, please contact ct.info@element.com.



09:49:17 02.03.2024

Plot 7-278. Upper Band Edge Plot (LTE Band 4 - 15MHz QPSK – Full RB)



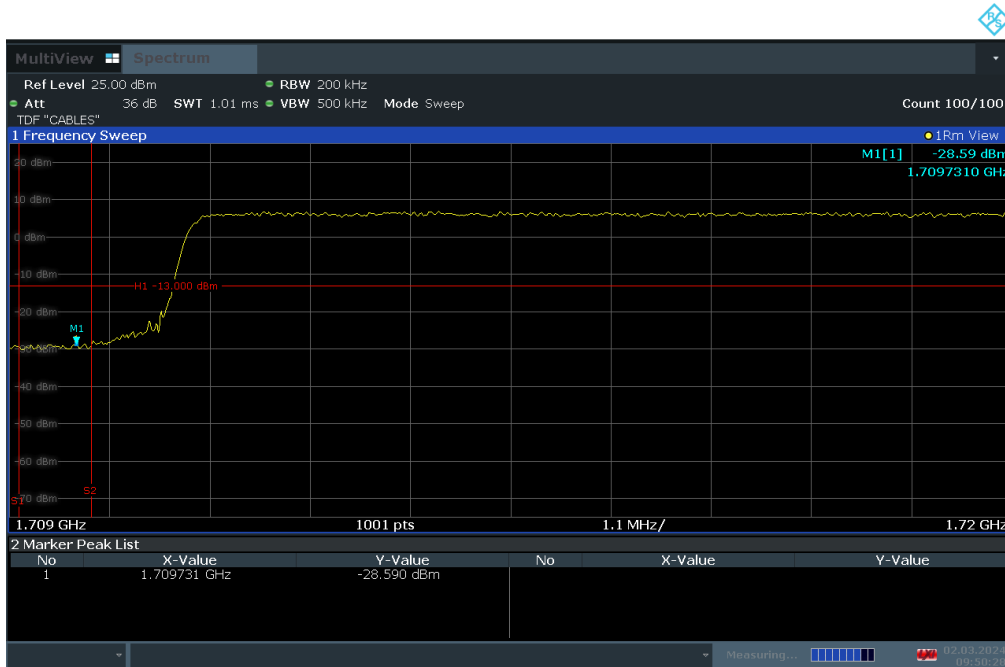
09:49:35 02.03.2024

Plot 7-279. Upper Extended Band Edge Plot (LTE Band 4 - 15MHz QPSK – Full RB)

FCC ID: BCGA2926	PART 27 MEASUREMENT REPORT		Approved by: Technical Manager
Test Report S/N: 1C2311270070-09.BCG	Test Dates: 10/1/2023 - 3/19/2024	EUT Type: Tablet Device	Page 166 of 344

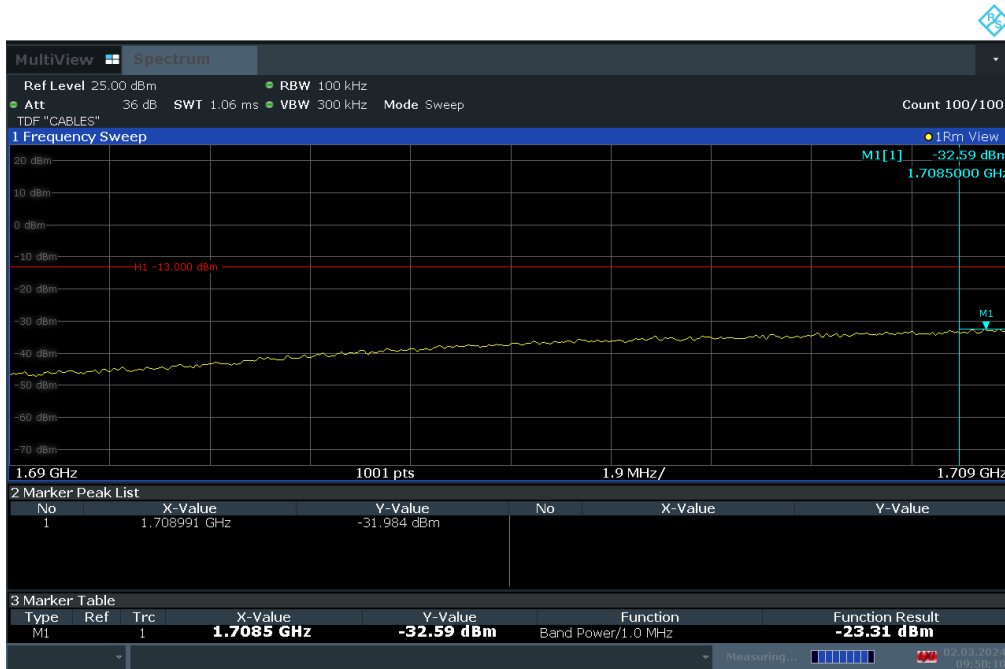
V2.2 09/07/2023

Unless otherwise specified, no part of this report may be reproduced or utilized in any part, form or by any means, electronic or mechanical, including photocopying and microfilm, without permission in writing from Element Materials Technology. If you have any questions about this or have an enquiry about obtaining additional rights to this report or assembly of contents thereof, please contact ct.info@element.com.



09:50:29 02.03.2024

Plot 7-280. Lower Band Edge Plot (LTE Band 4 - 20MHz QPSK – Full RB)

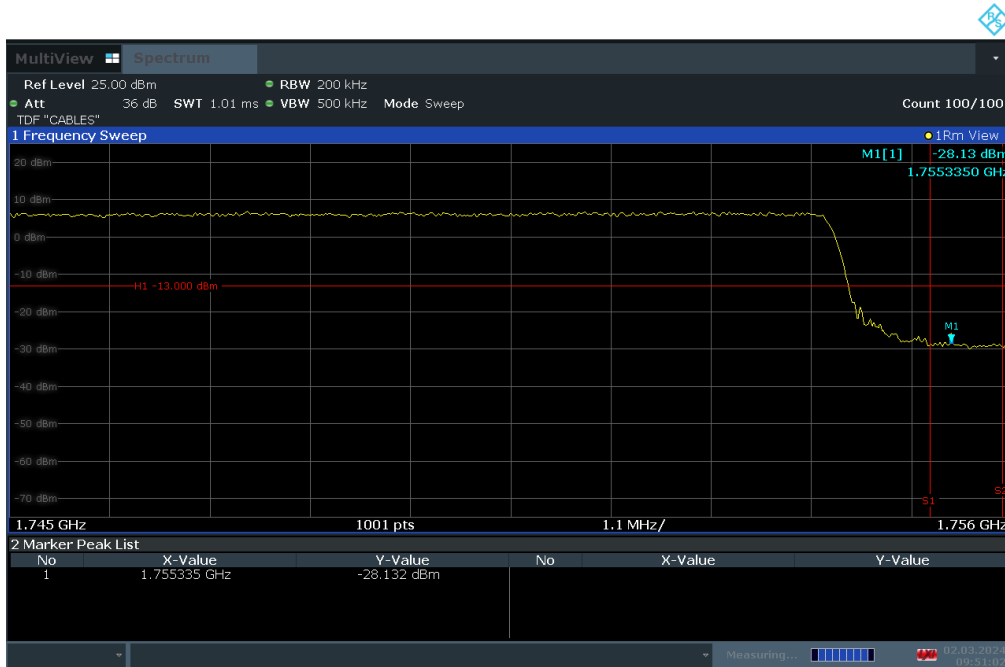


09:50:10 02.03.2024

Plot 7-281. Lower Extended Band Edge Plot (LTE Band 4 - 20MHz QPSK – Full RB)

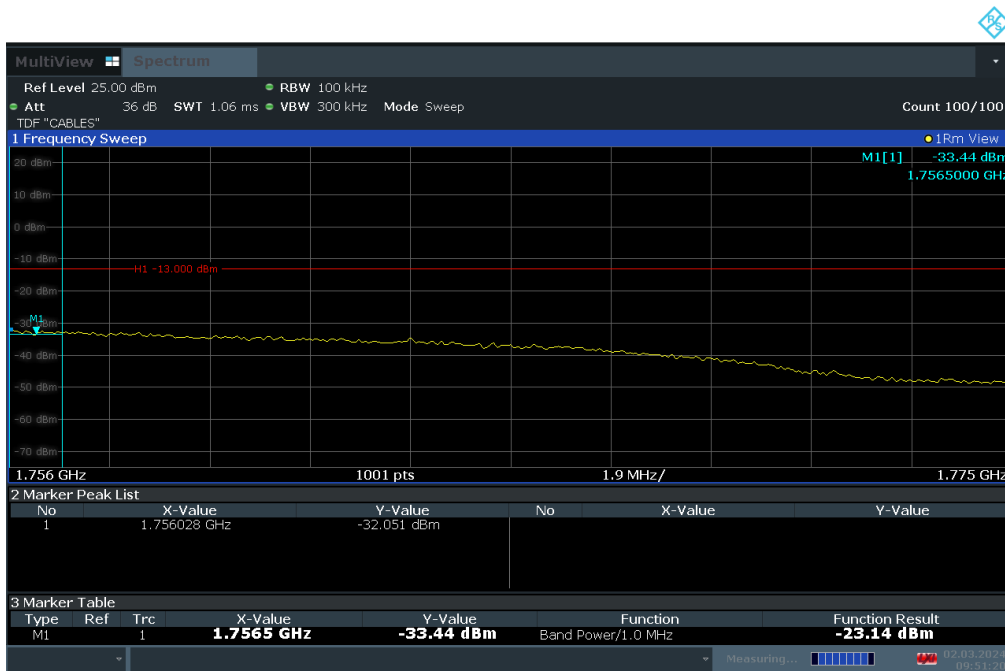
FCC ID: BCGA2926	PART 27 MEASUREMENT REPORT	Approved by: Technical Manager
Test Report S/N: 1C2311270070-09.BCG	Test Dates: 10/1/2023 - 3/19/2024	EUT Type: Tablet Device
		Page 167 of 344

V2.2 09/07/2023



09:51:02 02.03.2024

Plot 7-282. Upper Band Edge Plot (LTE Band 4 - 20MHz QPSK – Full RB)

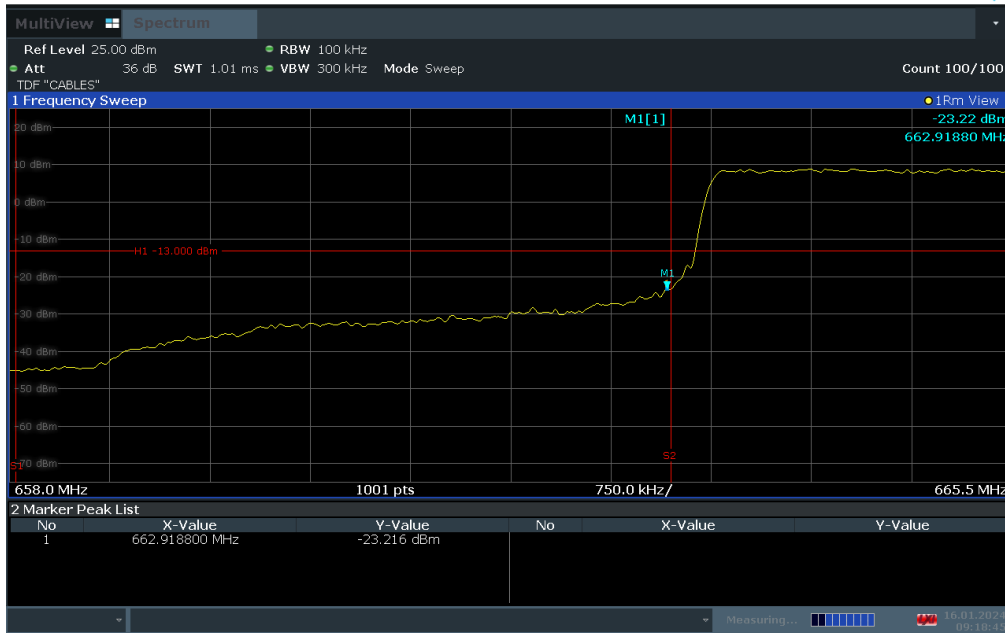


09:51:20 02.03.2024

Plot 7-283. Upper Extended Band Edge Plot (LTE Band 4 - 20MHz QPSK – Full RB)

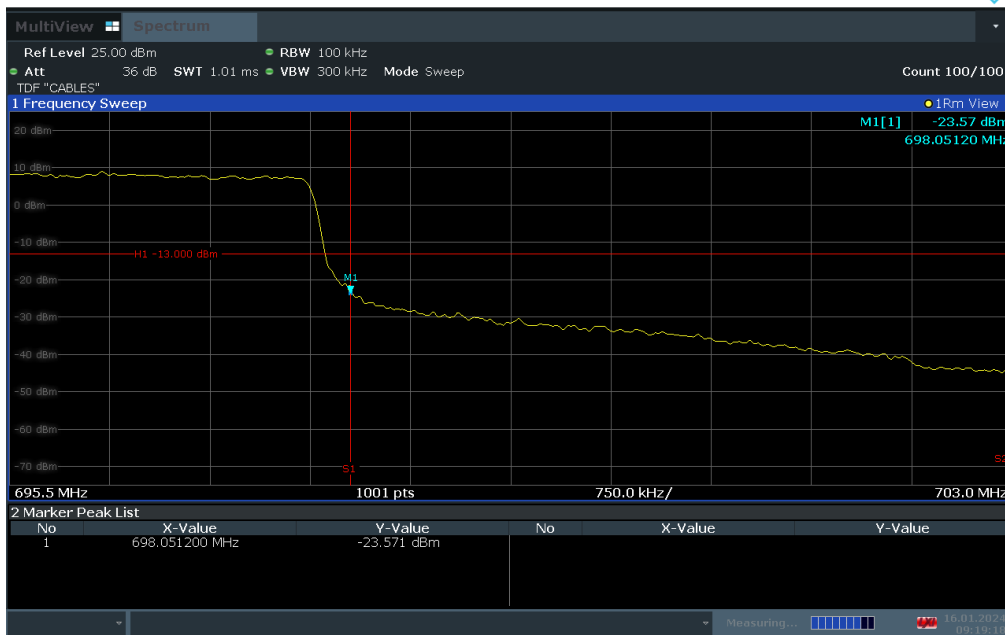
FCC ID: BCGA2926	PART 27 MEASUREMENT REPORT		Approved by: Technical Manager
Test Report S/N: 1C2311270070-09.BCG	Test Dates: 10/1/2023 - 3/19/2024	EUT Type: Tablet Device	Page 168 of 344

V2.2 09/07/2023



09:18:46 16.01.2024

Plot 7-284. Lower Band Edge Plot (LTE Band 71 - 5MHz QPSK – Full RB)

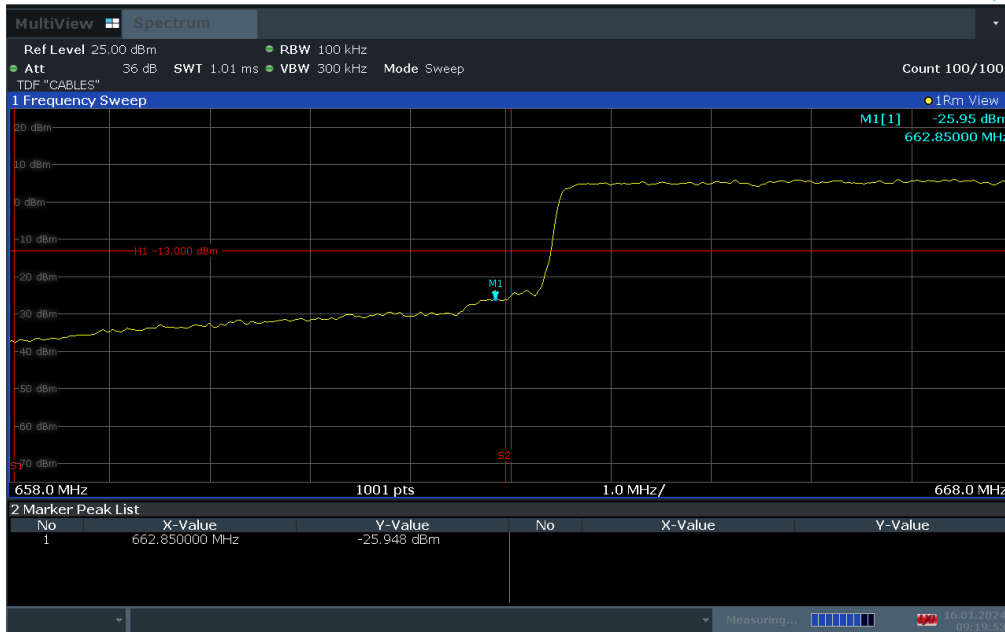


09:19:18 16.01.2024

Plot 7-285. Upper Band Edge Plot (LTE Band 71 - 5MHz QPSK – Full RB)

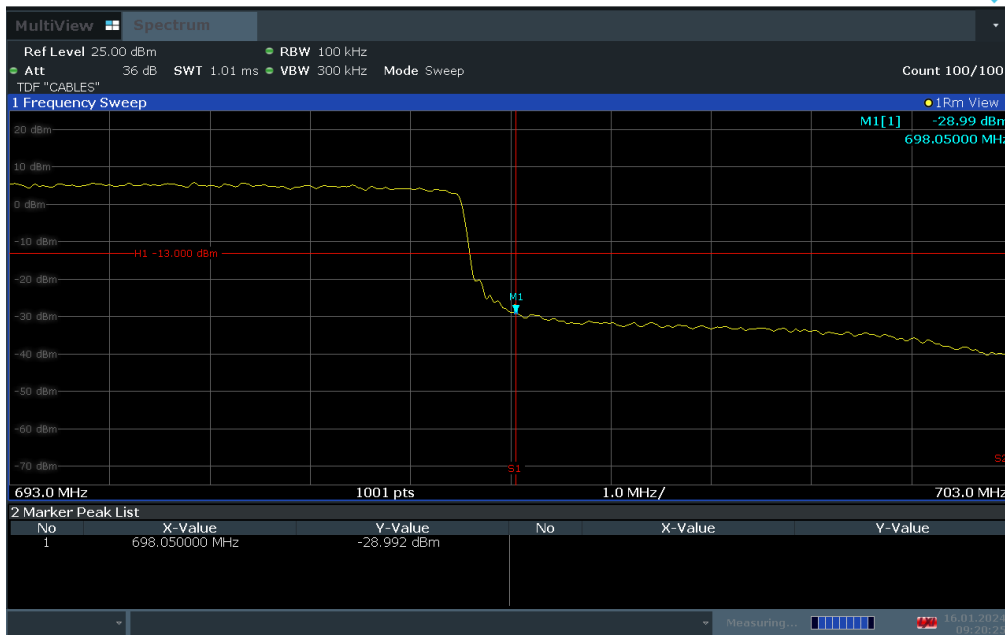
FCC ID: BCGA2926	PART 27 MEASUREMENT REPORT	Approved by: Technical Manager
Test Report S/N: 1C2311270070-09.BCG	Test Dates: 10/1/2023 - 3/19/2024	EUT Type: Tablet Device
		Page 169 of 344

V2.2 09/07/2023



09:19:53 16.01.2024

Plot 7-286. Lower Band Edge Plot (LTE Band 71 - 10MHz QPSK – Full RB)



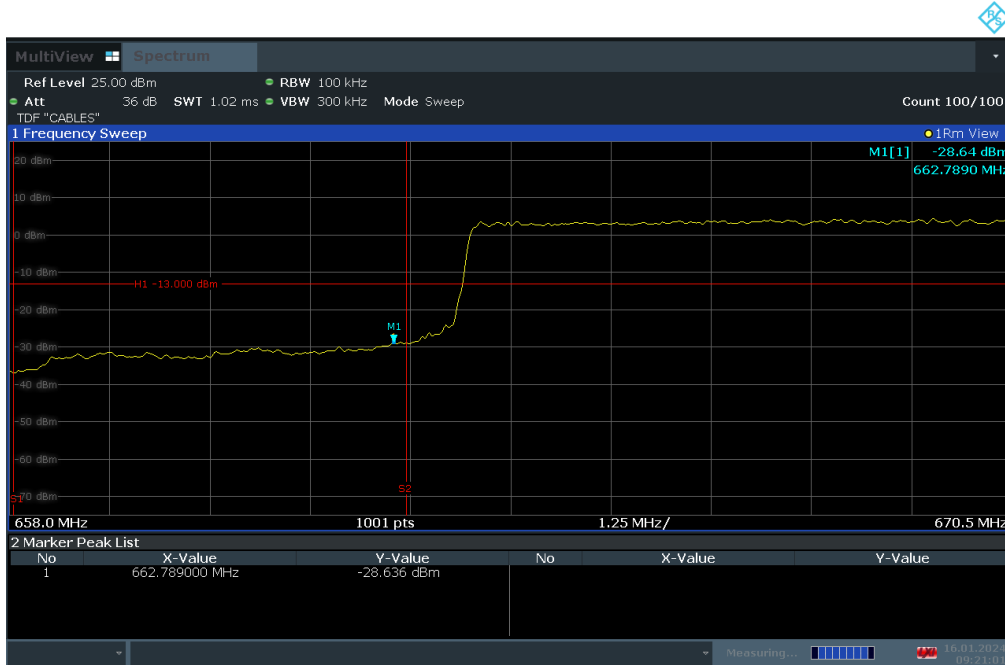
09:20:26 16.01.2024

Plot 7-287. Upper Band Edge Plot (LTE Band 71 - 10MHz QPSK – Full RB)

FCC ID: BCGA2926	PART 27 MEASUREMENT REPORT		Approved by: Technical Manager
Test Report S/N: 1C2311270070-09.BCG	Test Dates: 10/1/2023 - 3/19/2024	EUT Type: Tablet Device	Page 170 of 344

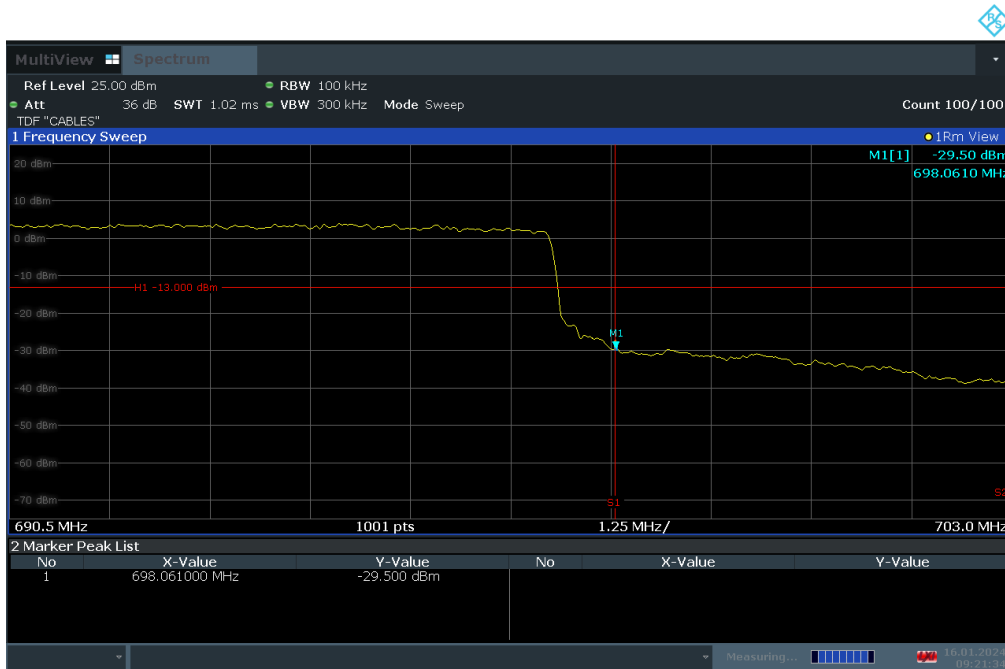
V2.2 09/07/2023

Unless otherwise specified, no part of this report may be reproduced or utilized in any part, form or by any means, electronic or mechanical, including photocopying and microfilm, without permission in writing from Element Materials Technology. If you have any questions about this or have an enquiry about obtaining additional rights to this report or assembly of contents thereof, please contact ct.info@element.com.



09:21:01 16.01.2024

Plot 7-288. Lower Band Edge Plot (LTE Band 71 - 15MHz QPSK – Full RB)

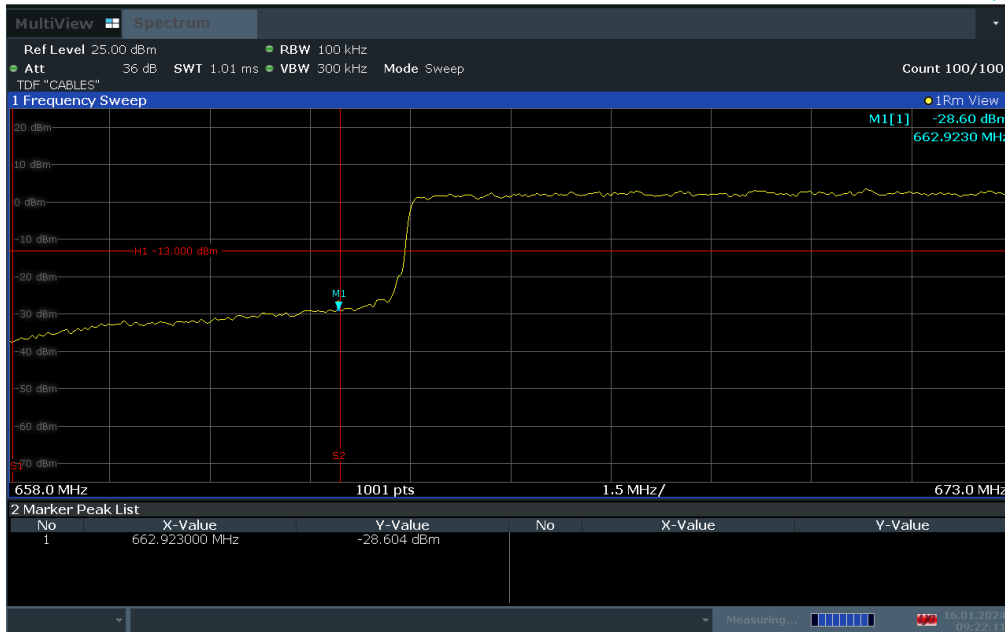


09:21:35 16.01.2024

Plot 7-289. Upper Band Edge Plot (LTE Band 71 - 15MHz QPSK – Full RB)

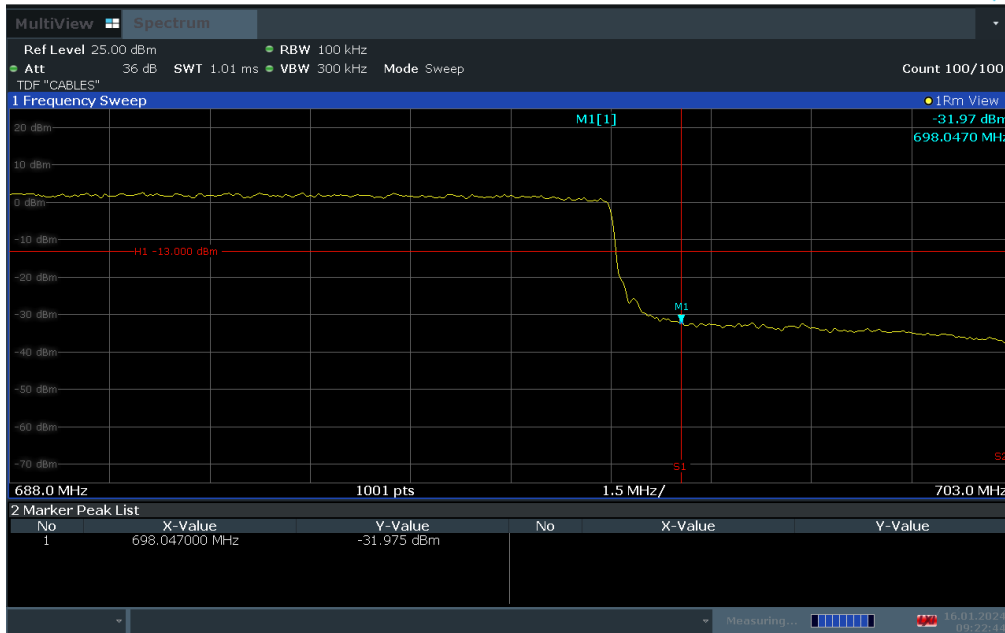
FCC ID: BCGA2926	PART 27 MEASUREMENT REPORT		Approved by: Technical Manager
Test Report S/N: 1C2311270070-09.BCG	Test Dates: 10/1/2023 - 3/19/2024	EUT Type: Tablet Device	Page 171 of 344

V2.2 09/07/2023



09:22:11 16.01.2024

Plot 7-290. Lower Band Edge Plot (LTE Band 71 - 20MHz QPSK – Full RB)

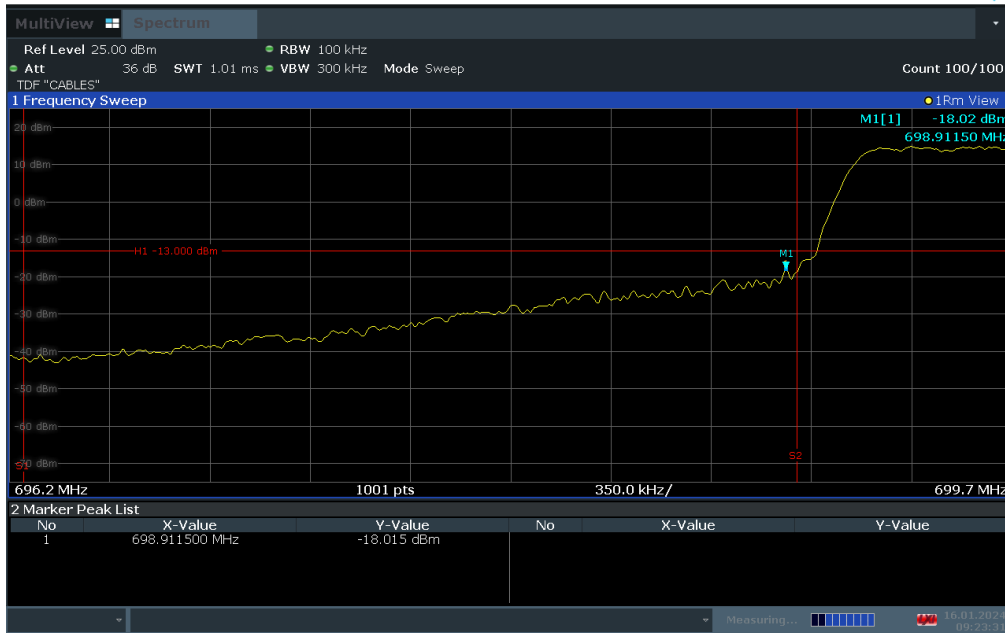


09:22:45 16.01.2024

Plot 7-291. Upper Band Edge Plot (LTE Band 71 - 20MHz QPSK – Full RB)

FCC ID: BCGA2926	PART 27 MEASUREMENT REPORT	Approved by: Technical Manager
Test Report S/N: 1C2311270070-09.BCG	Test Dates: 10/1/2023 - 3/19/2024	EUT Type: Tablet Device
		Page 172 of 344

V2.2 09/07/2023



09:23:31 16.01.2024

Plot 7-292. Lower Band Edge Plot (LTE Band 12 – 1.4MHz QPSK – Full RB)

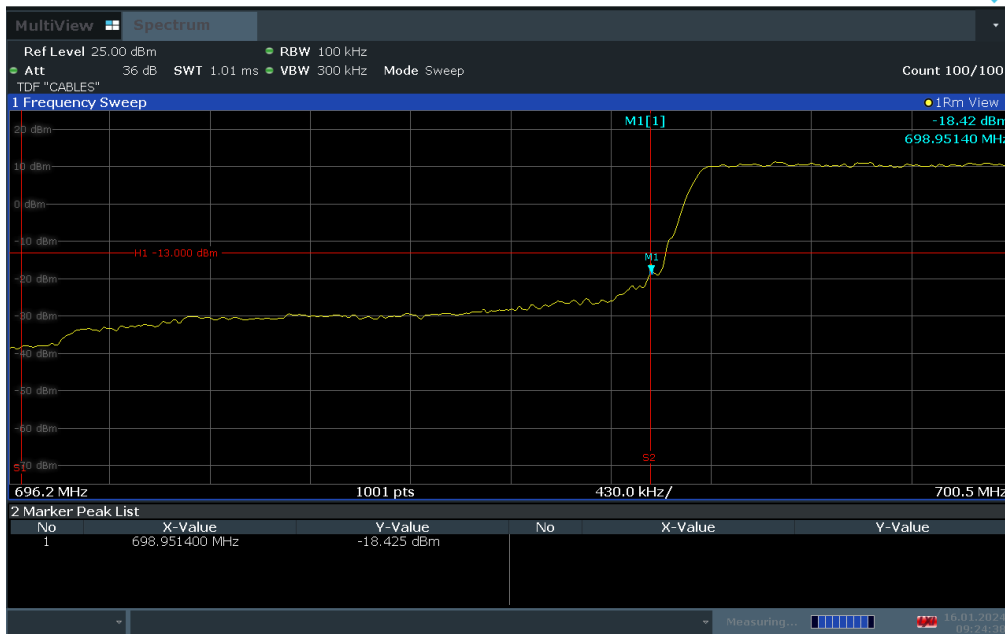


09:24:04 16.01.2024

Plot 7-293. Upper Band Edge Plot (LTE Band 12 – 1.4MHz QPSK – Full RB)

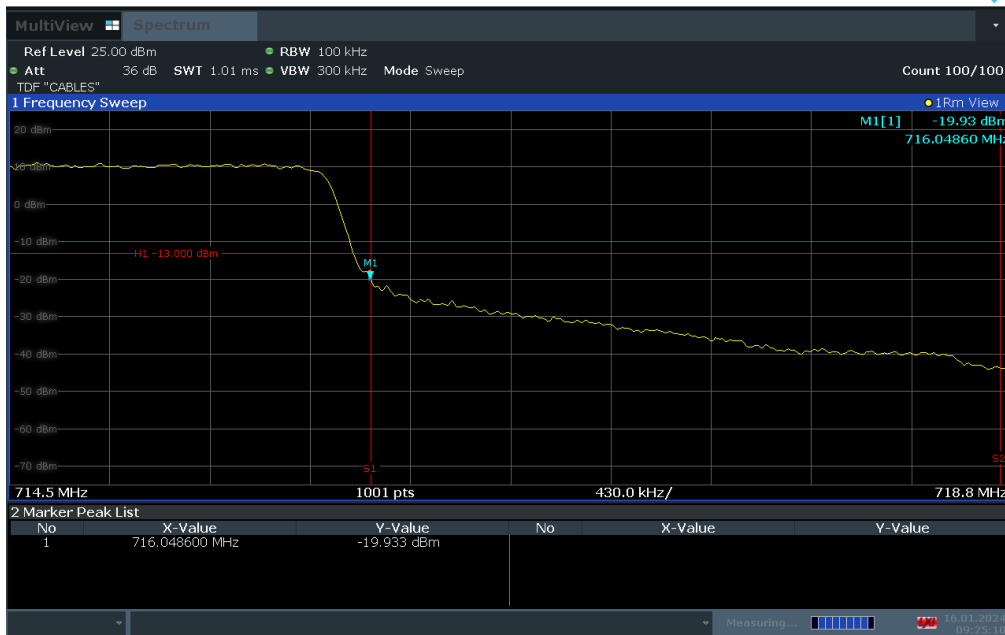
FCC ID: BCGA2926	PART 27 MEASUREMENT REPORT	Approved by: Technical Manager
Test Report S/N: 1C2311270070-09.BCG	Test Dates: 10/1/2023 - 3/19/2024	EUT Type: Tablet Device
		Page 173 of 344

V2.2 09/07/2023



09:24:39 16.01.2024

Plot 7-294. Lower Band Edge Plot (LTE Band 12 - 3MHz QPSK – Full RB)

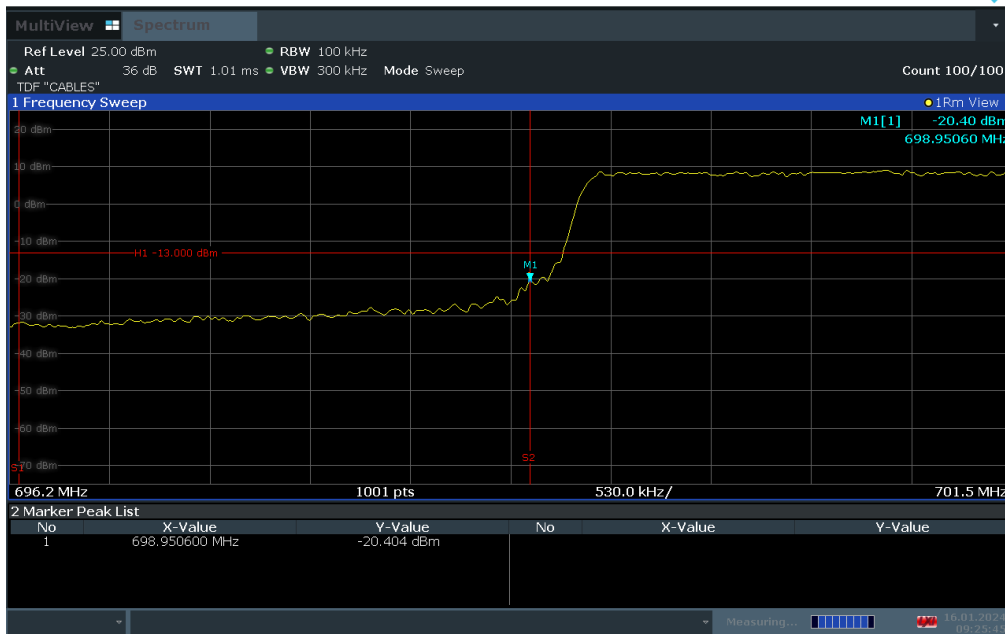


09:25:11 16.01.2024

Plot 7-295. Upper Band Edge Plot (LTE Band 12 - 3MHz QPSK – Full RB)

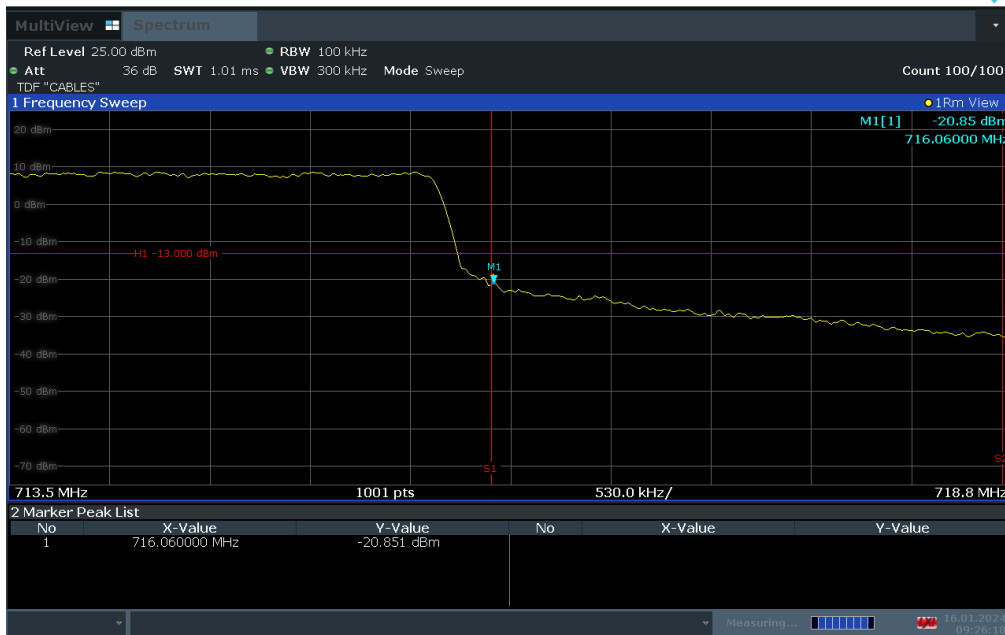
FCC ID: BCGA2926	PART 27 MEASUREMENT REPORT	Approved by: Technical Manager
Test Report S/N: 1C2311270070-09.BCG	Test Dates: 10/1/2023 - 3/19/2024	EUT Type: Tablet Device
		Page 174 of 344

V2.2 09/07/2023



09:25:46 16.01.2024

Plot 7-296. Lower Band Edge Plot (LTE Band 12 - 5MHz QPSK – Full RB)

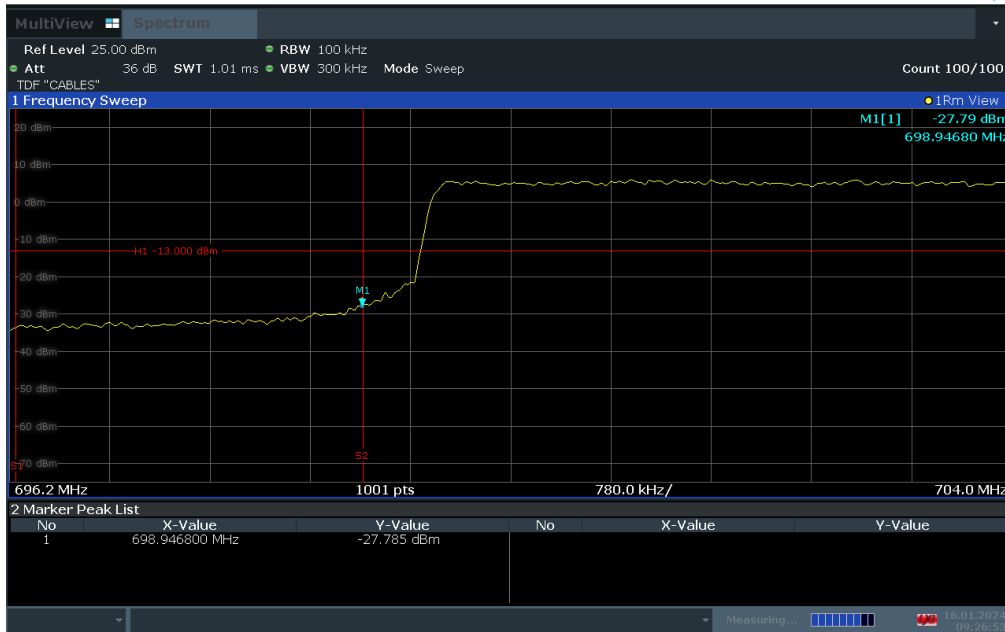


09:26:18 16.01.2024

Plot 7-297. Upper Band Edge Plot (LTE Band 12 - 5MHz QPSK – Full RB)

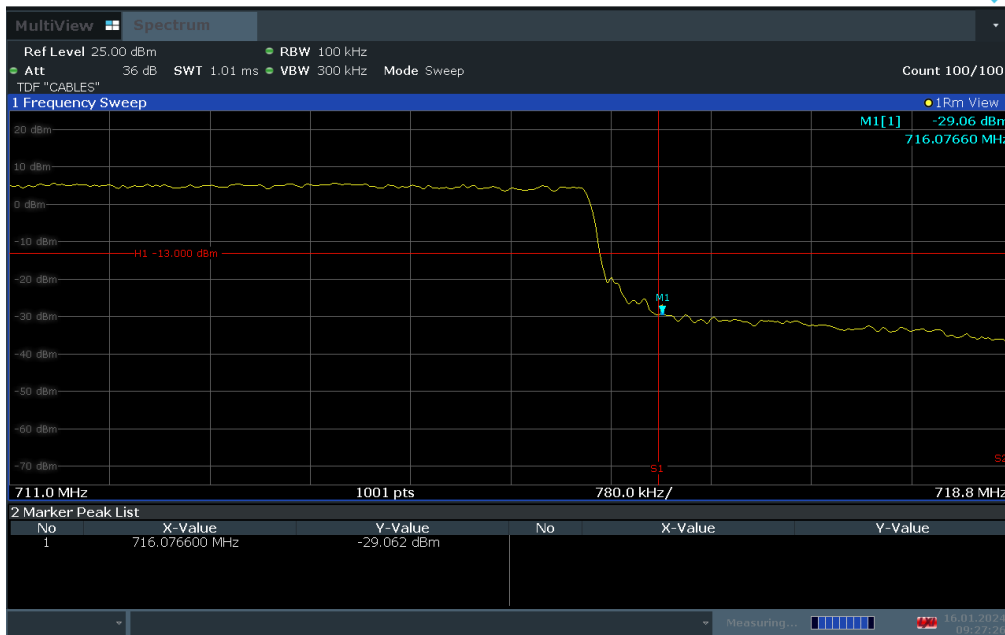
FCC ID: BCGA2926	PART 27 MEASUREMENT REPORT	Approved by: Technical Manager
Test Report S/N: 1C2311270070-09.BCG	Test Dates: 10/1/2023 - 3/19/2024	EUT Type: Tablet Device
		Page 175 of 344

V2.2 09/07/2023



09:26:53 16.01.2024

Plot 7-298. Lower Band Edge Plot (LTE Band 12 - 10MHz QPSK – Full RB)

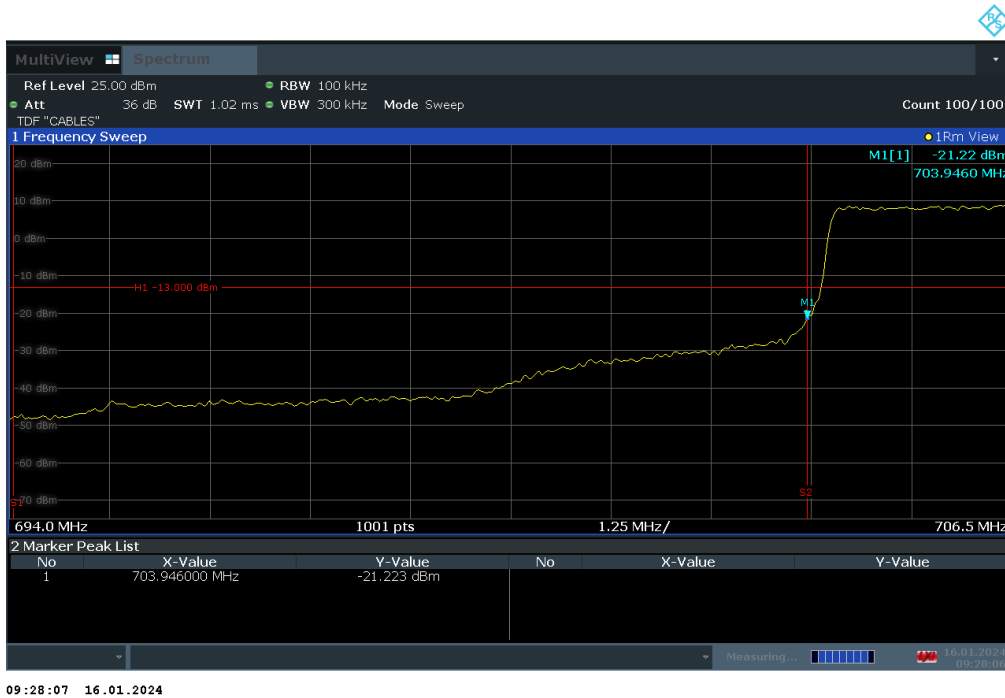


09:27:26 16.01.2024

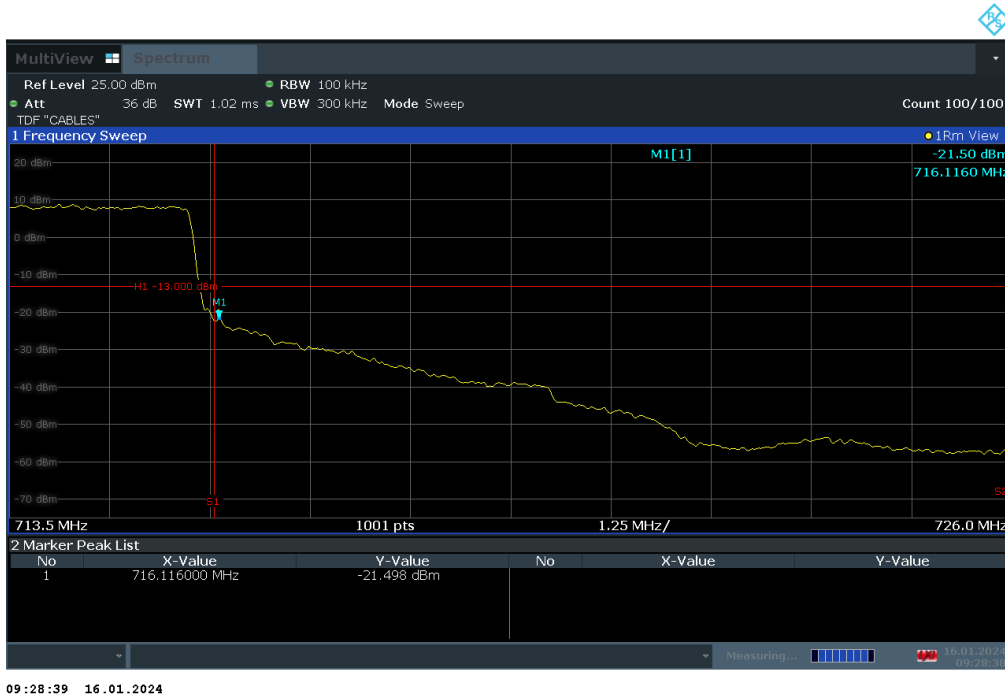
Plot 7-299. Upper Band Edge Plot (LTE Band 12 - 10MHz QPSK – Full RB)

FCC ID: BCGA2926	PART 27 MEASUREMENT REPORT		Approved by: Technical Manager
Test Report S/N: 1C2311270070-09.BCG	Test Dates: 10/1/2023 - 3/19/2024	EUT Type: Tablet Device	Page 176 of 344

V2.2 09/07/2023

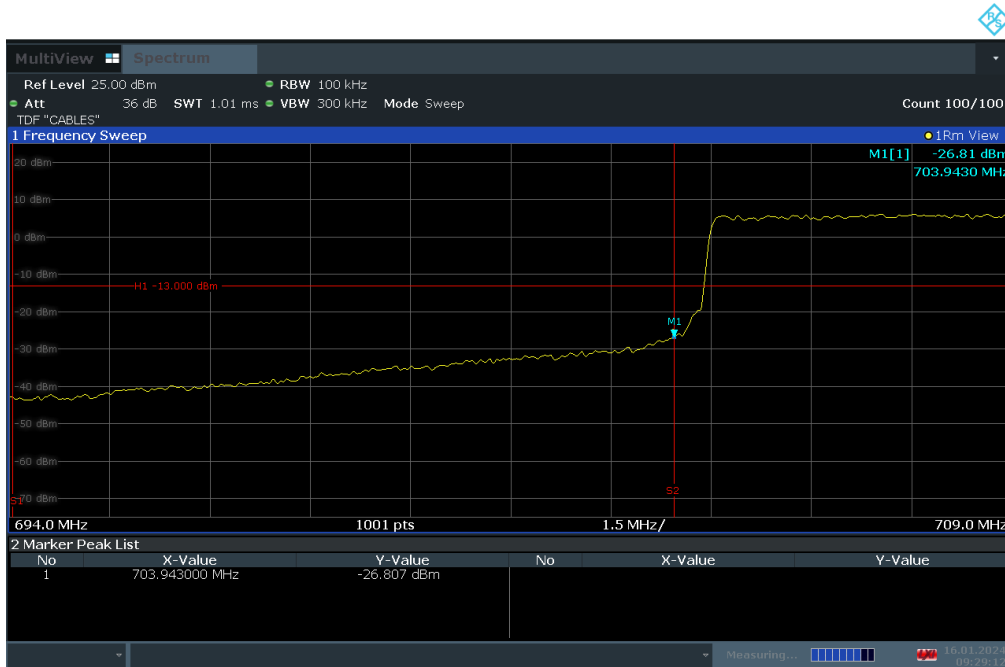


Plot 7-300. Lower Band Edge Plot (LTE Band 17 - 5MHz QPSK – Full RB)



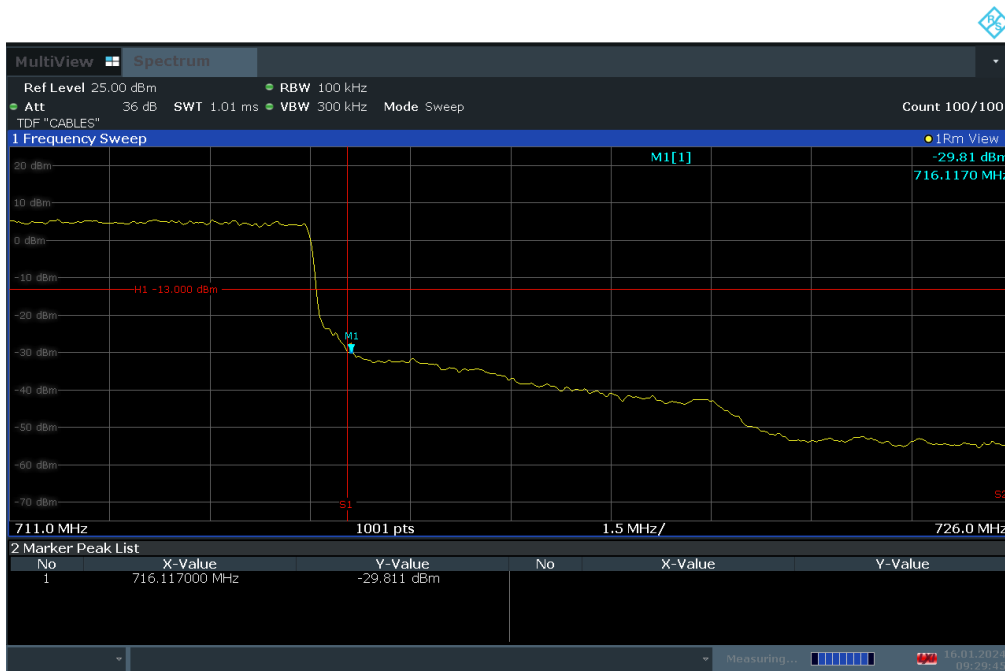
Plot 7-301. Upper Band Edge Plot (LTE Band 17 - 5MHz QPSK – Full RB)

FCC ID: BCGA2926	PART 27 MEASUREMENT REPORT	Approved by: Technical Manager
Test Report S/N: 1C2311270070-09.BCG	Test Dates: 10/1/2023 - 3/19/2024	EUT Type: Tablet Device
		Page 177 of 344



09:29:12 16.01.2024

Plot 7-302. Lower Band Edge Plot (LTE Band 17 - 10MHz QPSK – Full RB)



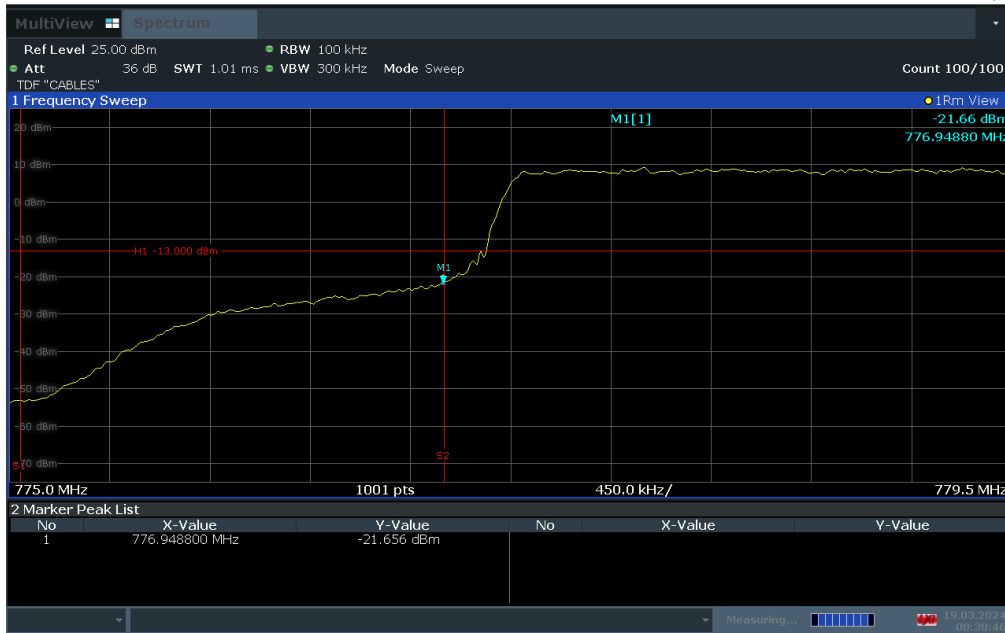
09:29:45 16.01.2024

Plot 7-303. Upper Band Edge Plot (LTE Band 17 - 10MHz QPSK – Full RB)

FCC ID: BCGA2926	PART 27 MEASUREMENT REPORT		Approved by: Technical Manager
Test Report S/N: 1C2311270070-09.BCG	Test Dates: 10/1/2023 - 3/19/2024	EUT Type: Tablet Device	Page 178 of 344

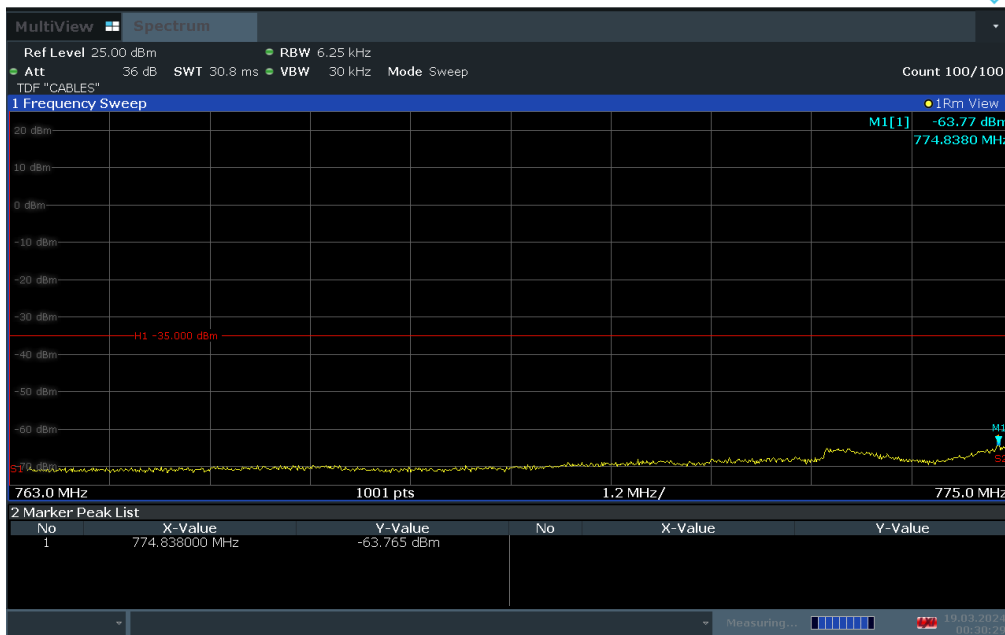
V2.2 09/07/2023

Unless otherwise specified, no part of this report may be reproduced or utilized in any part, form or by any means, electronic or mechanical, including photocopying and microfilm, without permission in writing from Element Materials Technology. If you have any questions about this or have an enquiry about obtaining additional rights to this report or assembly of contents thereof, please contact ct.info@element.com.



00:30:47 19.03.2024

Plot 7-304. Lower Band Edge Plot (LTE Band 13 - 5MHz QPSK – Full RB)

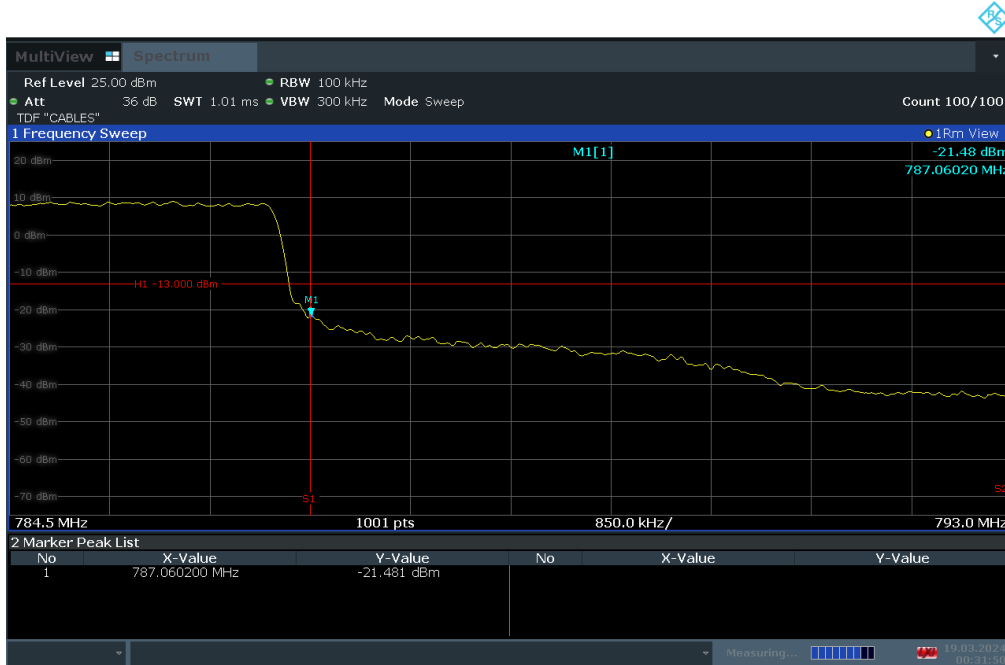


00:30:29 19.03.2024

Plot 7-305. Lower Emission Mask Plot (LTE Band 13 - 5MHz QPSK – Full RB)

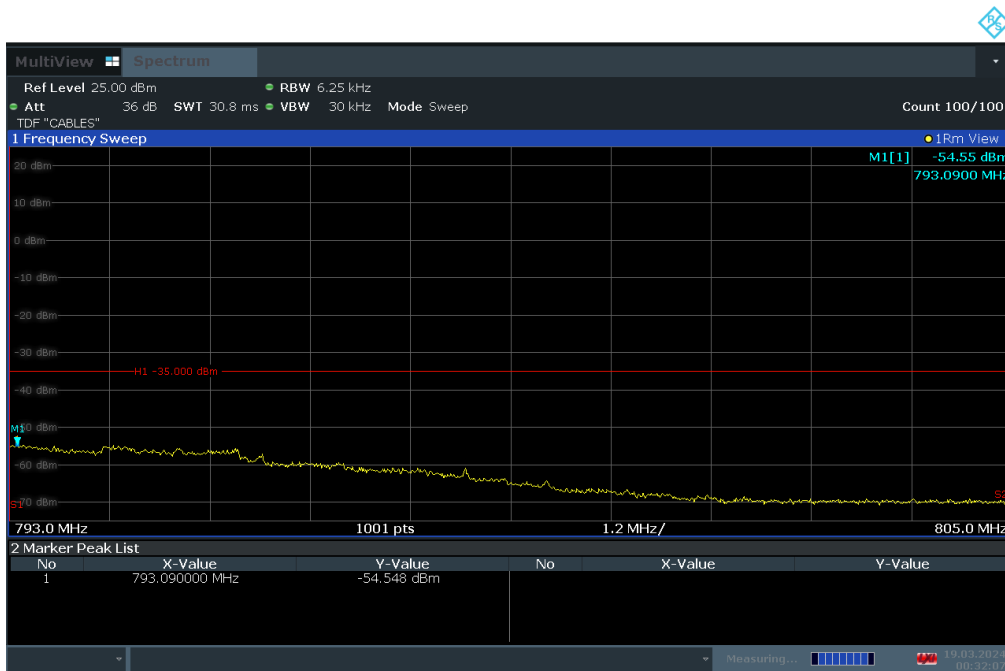
FCC ID: BCGA2926	PART 27 MEASUREMENT REPORT	Approved by: Technical Manager
Test Report S/N: 1C2311270070-09.BCG	Test Dates: 10/1/2023 - 3/19/2024	EUT Type: Tablet Device
		Page 179 of 344

V2.2 09/07/2023



00:31:51 19.03.2024

Plot 7-306. Upper Band Edge Plot (LTE Band 13 - 5MHz QPSK – Full RB)



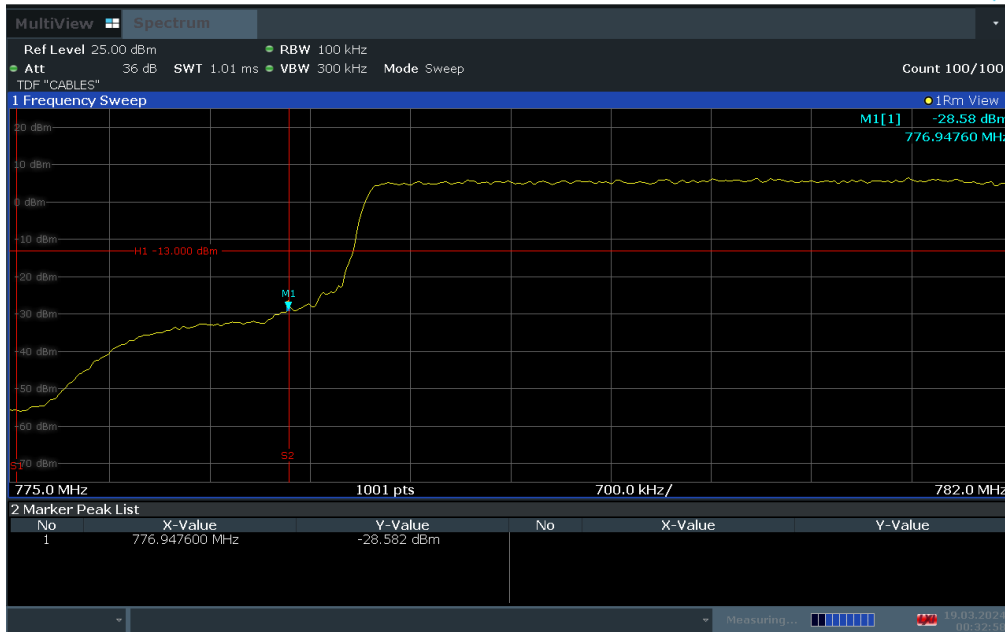
00:32:08 19.03.2024

Plot 7-307. Upper Emission Mask Plot (LTE Band 13 - 5MHz QPSK – Full RB)

FCC ID: BCGA2926	PART 27 MEASUREMENT REPORT		Approved by: Technical Manager
Test Report S/N: 1C2311270070-09.BCG	Test Dates: 10/1/2023 - 3/19/2024	EUT Type: Tablet Device	Page 180 of 344

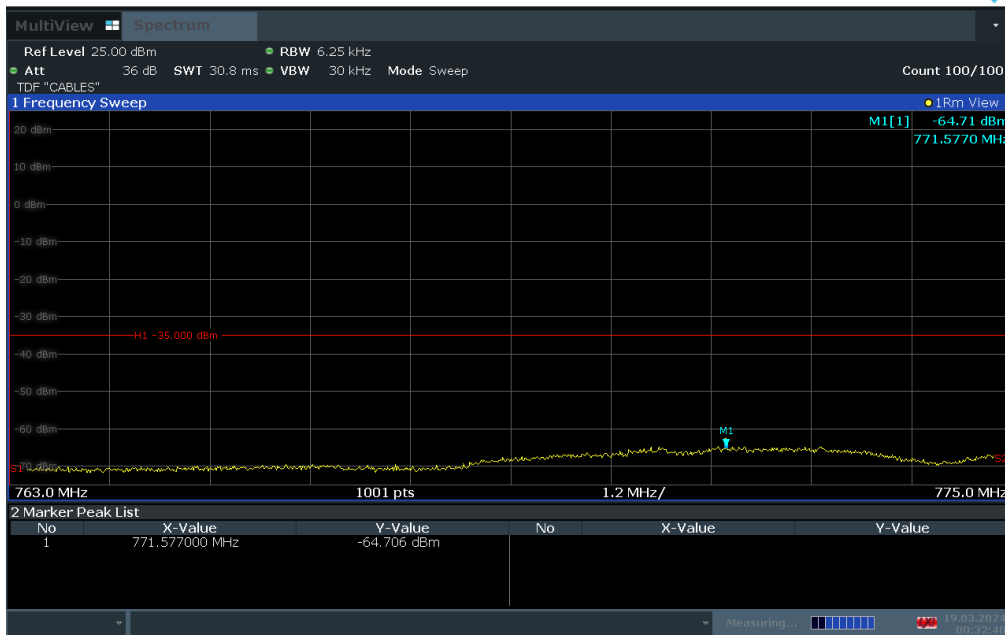
V2.2 09/07/2023

Unless otherwise specified, no part of this report may be reproduced or utilized in any part, form or by any means, electronic or mechanical, including photocopying and microfilm, without permission in writing from Element Materials Technology. If you have any questions about this or have an enquiry about obtaining additional rights to this report or assembly of contents thereof, please contact ct.info@element.com.



00:32:58 19.03.2024

Plot 7-308. Lower Band Edge Plot (LTE Band 13 - 10MHz QPSK – Full RB)

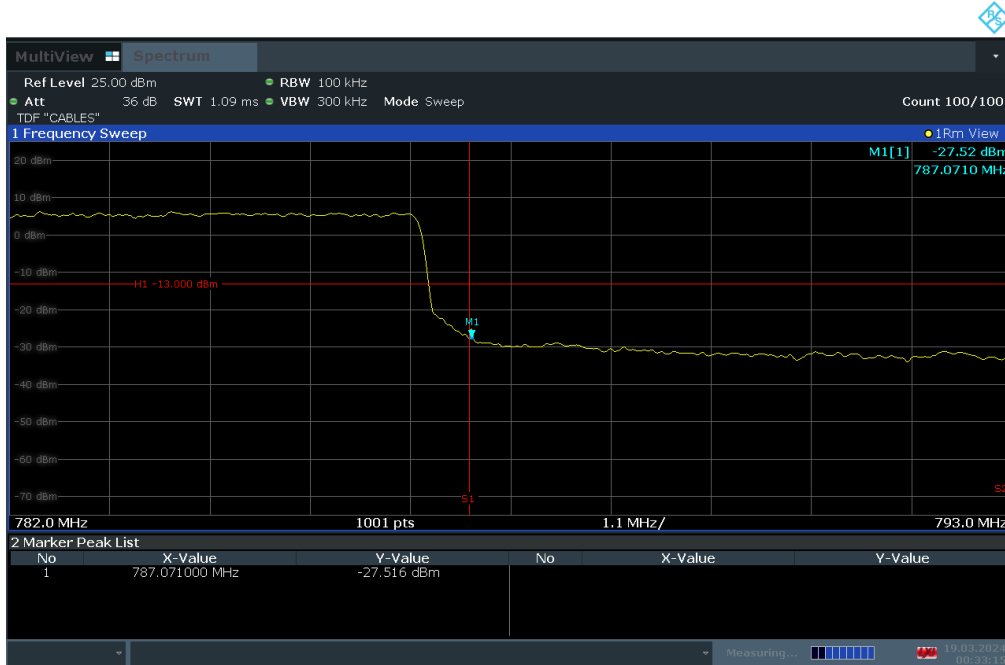


00:32:41 19.03.2024

Plot 7-309. Lower Emission Mask Plot (LTE Band 13 - 10MHz QPSK – Full RB)

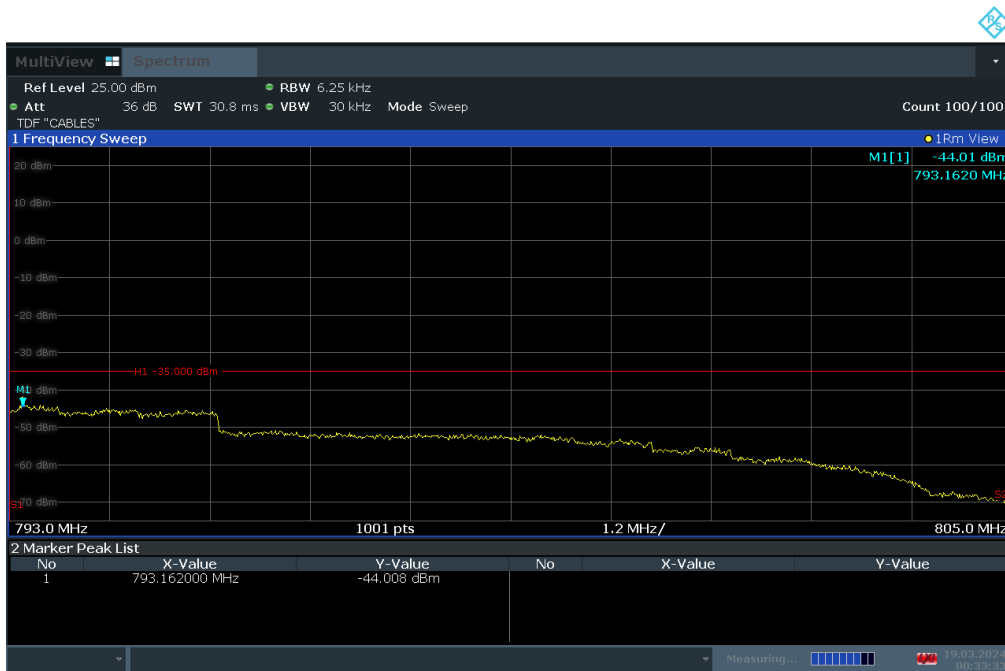
FCC ID: BCGA2926	PART 27 MEASUREMENT REPORT		Approved by: Technical Manager
Test Report S/N: 1C2311270070-09.BCG	Test Dates: 10/1/2023 - 3/19/2024	EUT Type: Tablet Device	Page 181 of 344

V2.2 09/07/2023



00:33:16 19.03.2024

Plot 7-310. Upper Band Edge Plot (LTE Band 13 - 10MHz QPSK – Full RB)



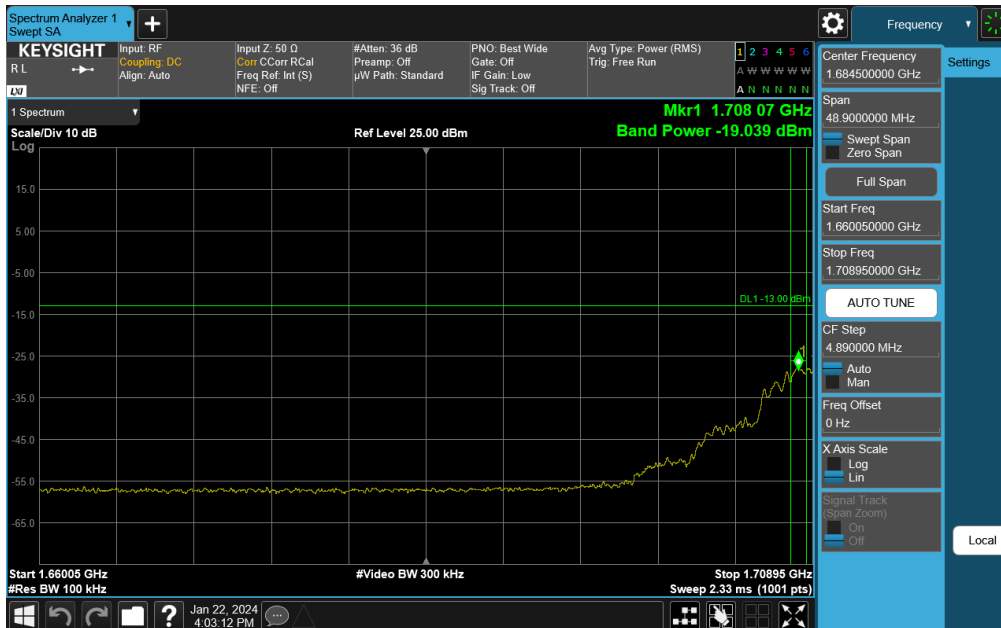
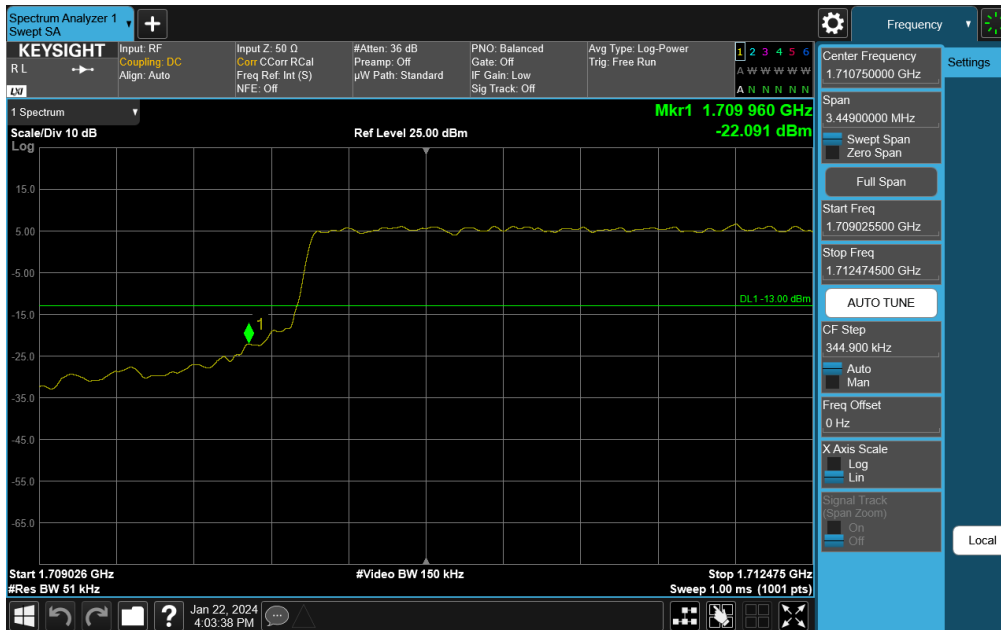
00:33:33 19.03.2024

Plot 7-311. Upper Emission Mask Plot (LTE Band 13 - 10MHz QPSK – Full RB)

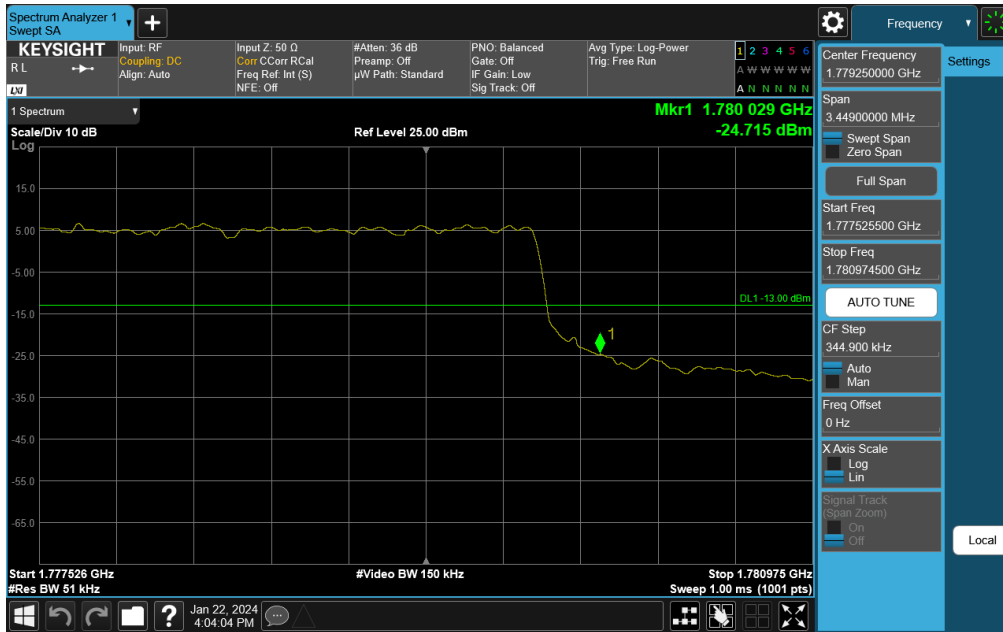
FCC ID: BCGA2926	PART 27 MEASUREMENT REPORT		Approved by: Technical Manager
Test Report S/N: 1C2311270070-09.BCG	Test Dates: 10/1/2023 - 3/19/2024	EUT Type: Tablet Device	Page 182 of 344

V2.2 09/07/2023

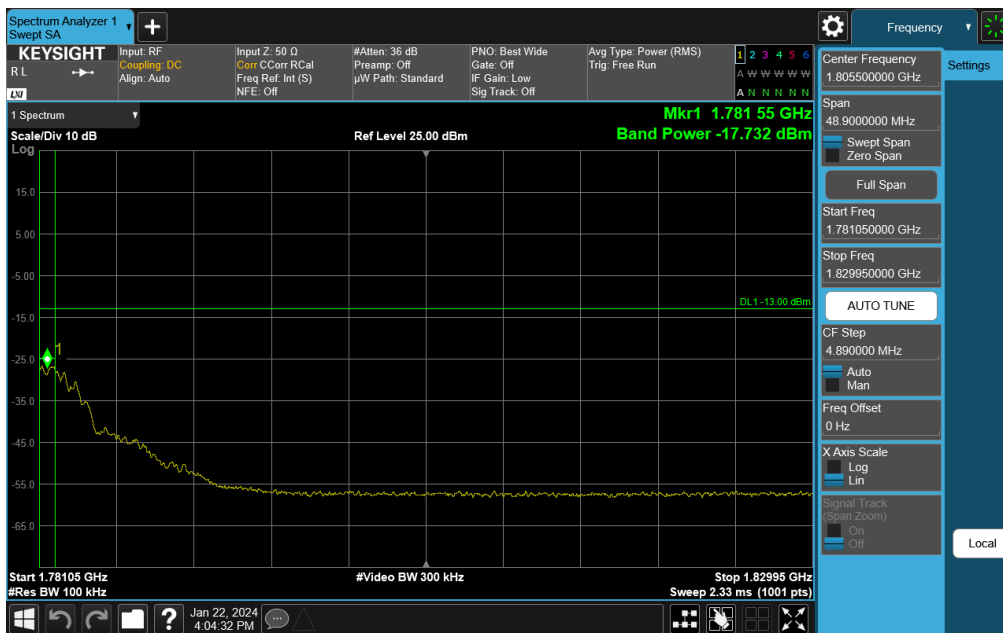
Unless otherwise specified, no part of this report may be reproduced or utilized in any part, form or by any means, electronic or mechanical, including photocopying and microfilm, without permission in writing from Element Materials Technology. If you have any questions about this or have an enquiry about obtaining additional rights to this report or assembly of contents thereof, please contact ct.info@element.com.



FCC ID: BCGA2926	PART 27 MEASUREMENT REPORT		Approved by: Technical Manager
Test Report S/N: 1C2311270070-09.BCG	Test Dates: 10/1/2023 - 3/19/2024	EUT Type: Tablet Device	Page 183 of 344

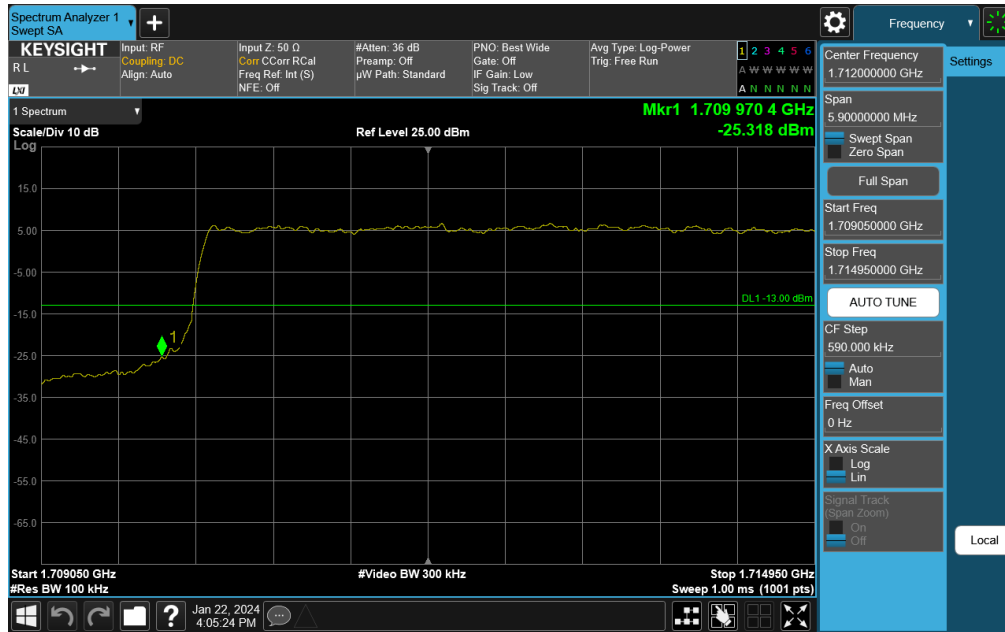


Plot 7-314. Upper Band Edge Plot (NR Band n66 – 5.0MHz DFT-s-OFDM QPSK - Full RB)

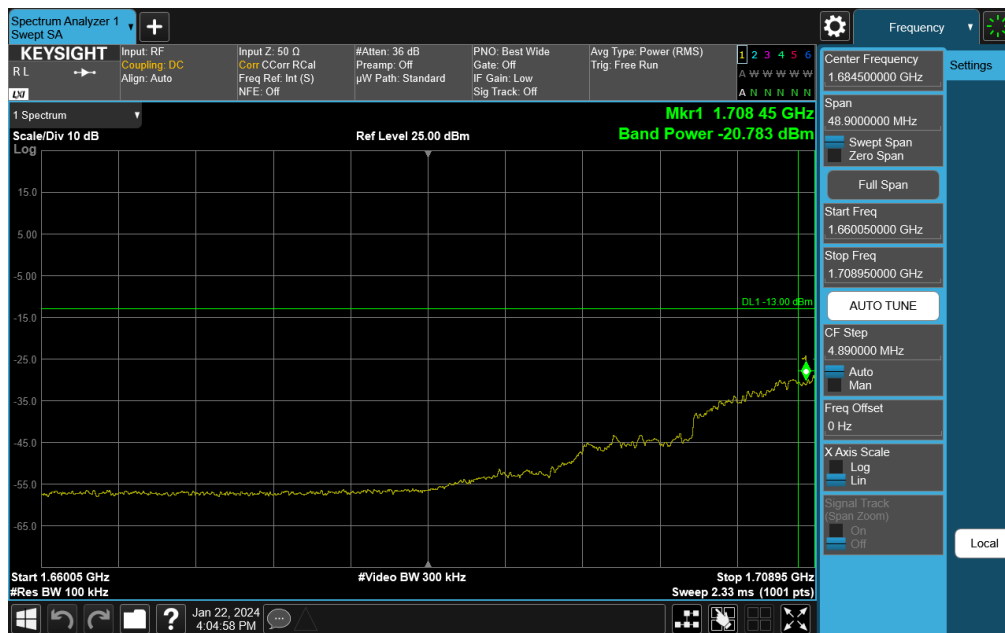


Plot 7-315. Upper Extended Band Edge Plot (NR Band n66 – 5.0MHz DFT-s-OFDM QPSK - Full RB)

FCC ID: BCGA2926	PART 27 MEASUREMENT REPORT		Approved by: Technical Manager
Test Report S/N: 1C2311270070-09.BCG	Test Dates: 10/1/2023 - 3/19/2024	EUT Type: Tablet Device	Page 184 of 344

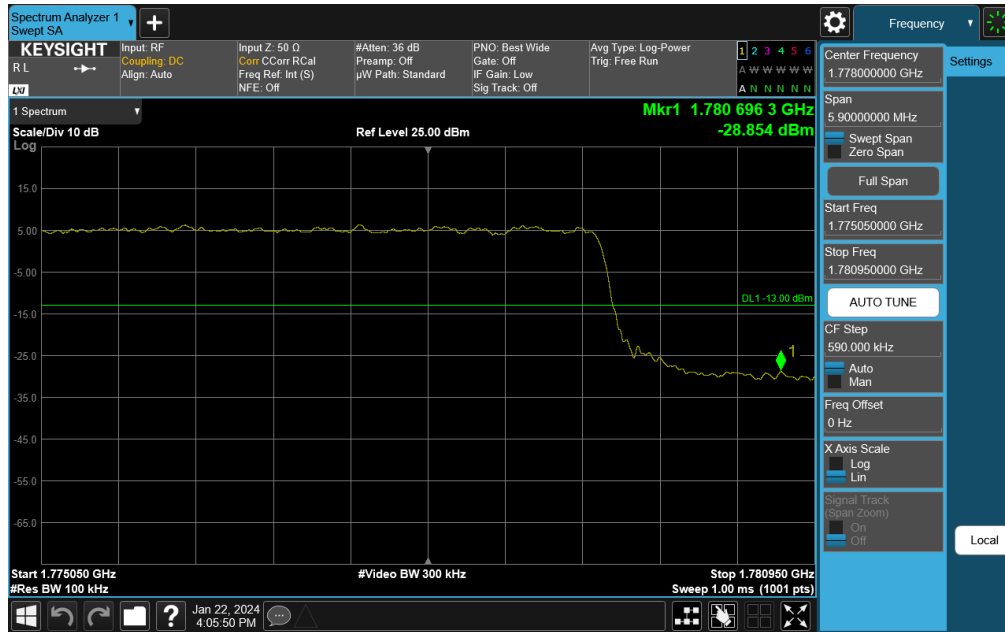


Plot 7-316. Lower Band Edge Plot (NR Band n66 – 10.0MHz DFT-s-OFDM QPSK - Full RB)

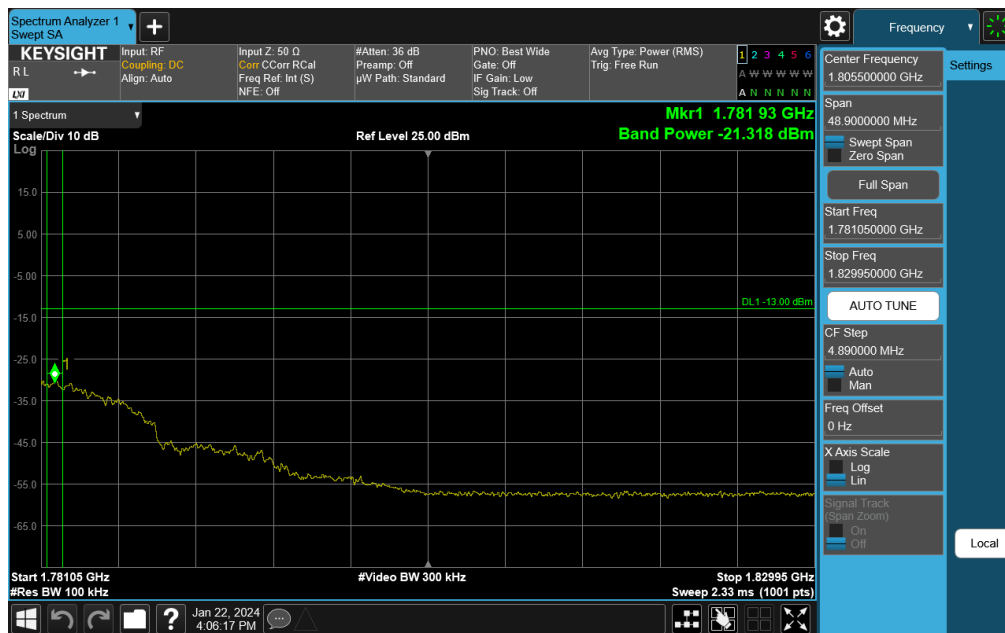


Plot 7-317. Lower Extended Band Edge Plot (NR Band n66 – 10.0MHz DFT-s-OFDM QPSK - Full RB)

FCC ID: BCGA2926	PART 27 MEASUREMENT REPORT		Approved by: Technical Manager
Test Report S/N: 1C2311270070-09.BCG	Test Dates: 10/1/2023 - 3/19/2024	EUT Type: Tablet Device	Page 185 of 344

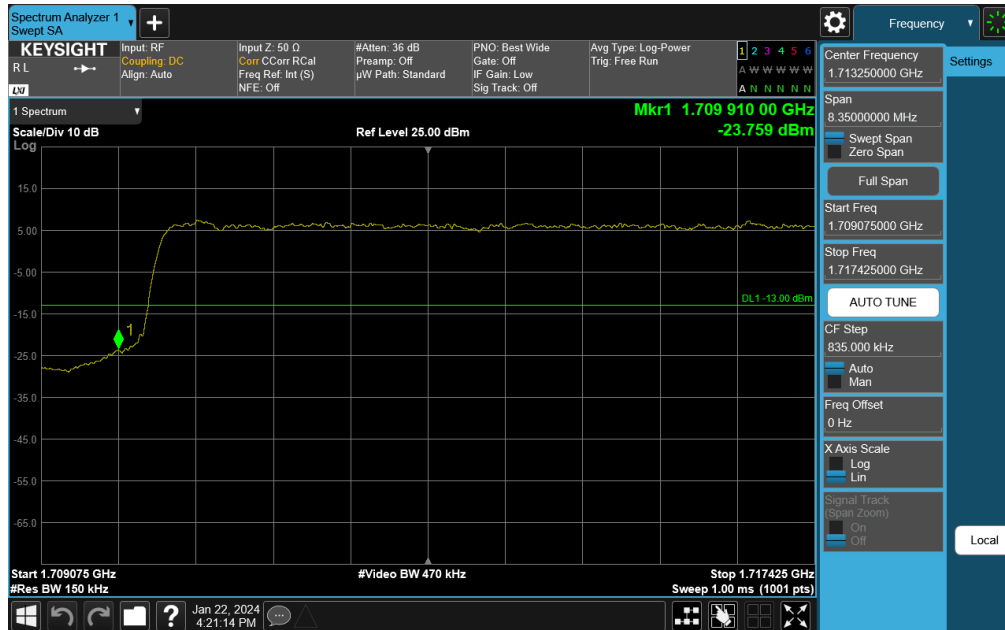


Plot 7-318. Upper Band Edge Plot (NR Band n66 – 10.0MHz DFT-s-OFDM QPSK - Full RB)



Plot 7-319. Upper Extended Band Edge Plot (NR Band n66 – 10.0MHz DFT-s-OFDM QPSK - Full RB)

FCC ID: BCGA2926	PART 27 MEASUREMENT REPORT		Approved by: Technical Manager
Test Report S/N: 1C2311270070-09.BCG	Test Dates: 10/1/2023 - 3/19/2024	EUT Type: Tablet Device	Page 186 of 344

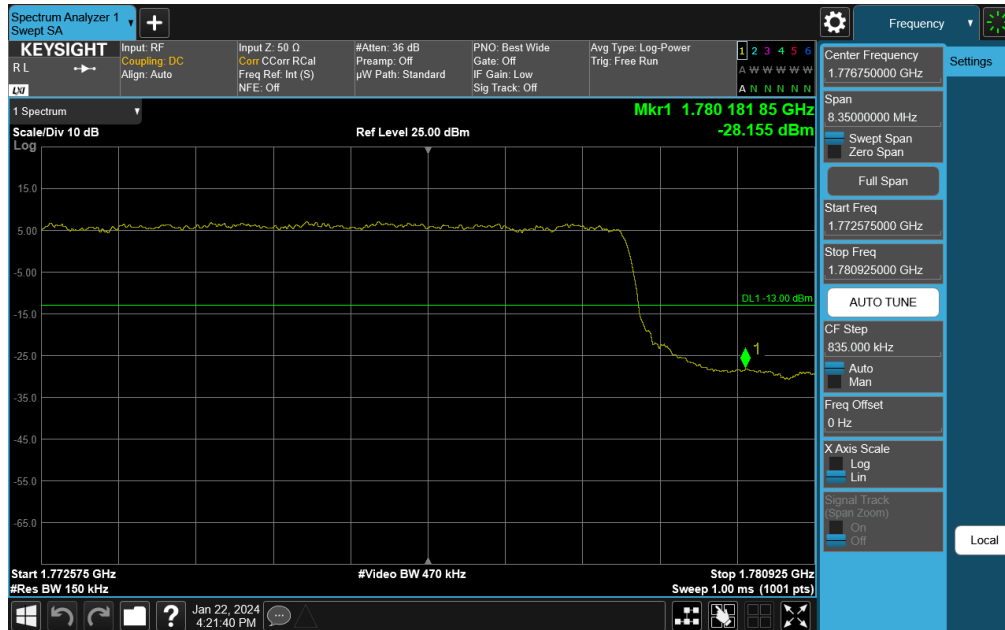


Plot 7-320. Lower Band Edge Plot (NR Band n66 – 15.0MHz DFT-s-OFDM $\pi/2$ BPSK - Full RB)

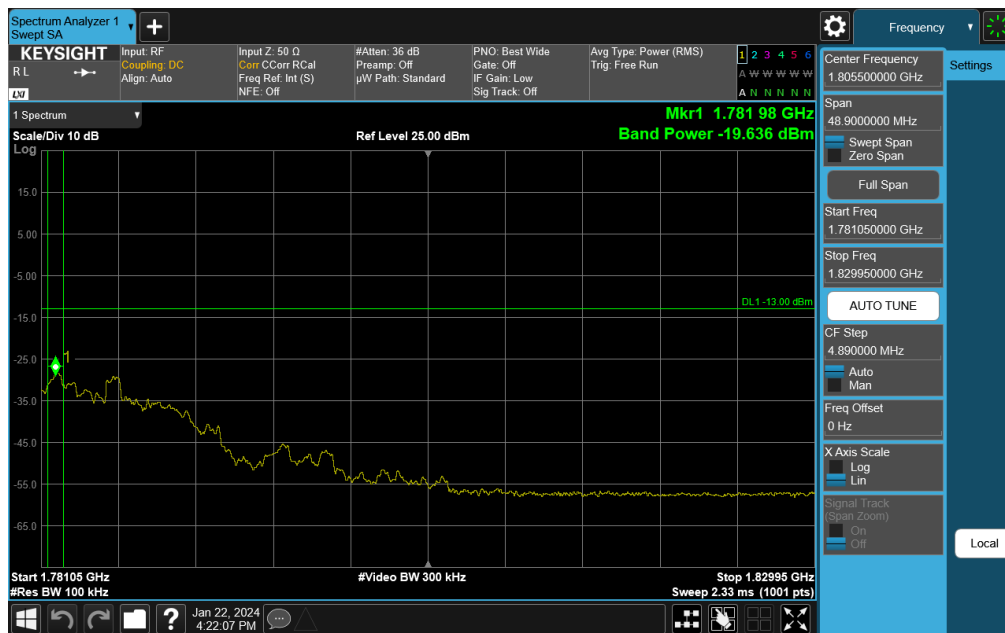


Plot 7-321. Lower Extended Band Edge Plot (NR Band n66 – 15.0MHz DFT-s-OFDM $\pi/2$ BPSK - Full RB)

FCC ID: BCGA2926	PART 27 MEASUREMENT REPORT		Approved by: Technical Manager
Test Report S/N: 1C2311270070-09.BCG	Test Dates: 10/1/2023 - 3/19/2024	EUT Type: Tablet Device	Page 187 of 344

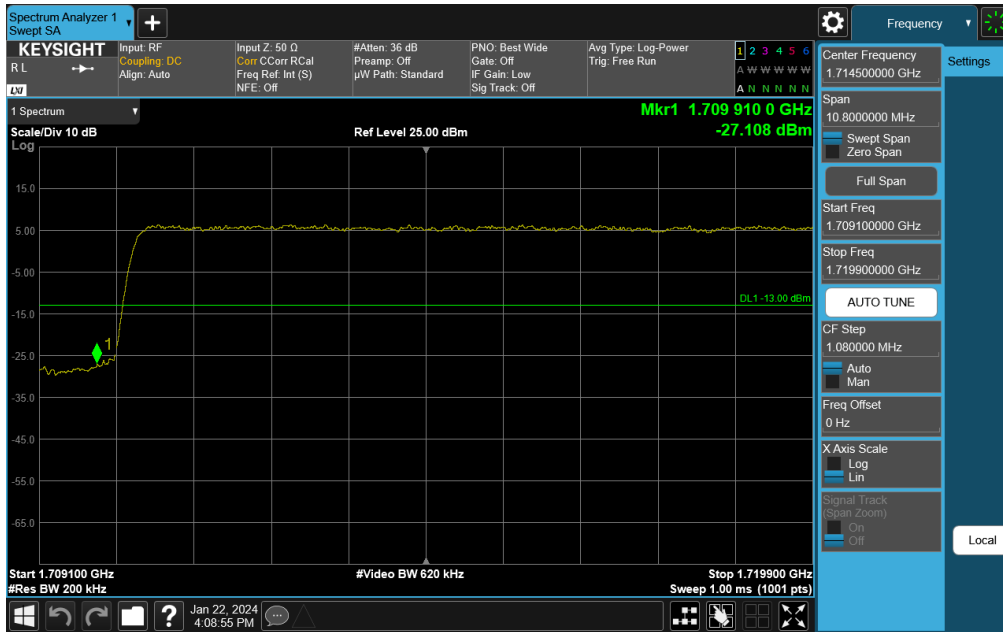


Plot 7-322. Upper Band Edge Plot (NR Band n66 – 15.0MHz DFT-s-OFDM $\pi/2$ BPSK - Full RB)

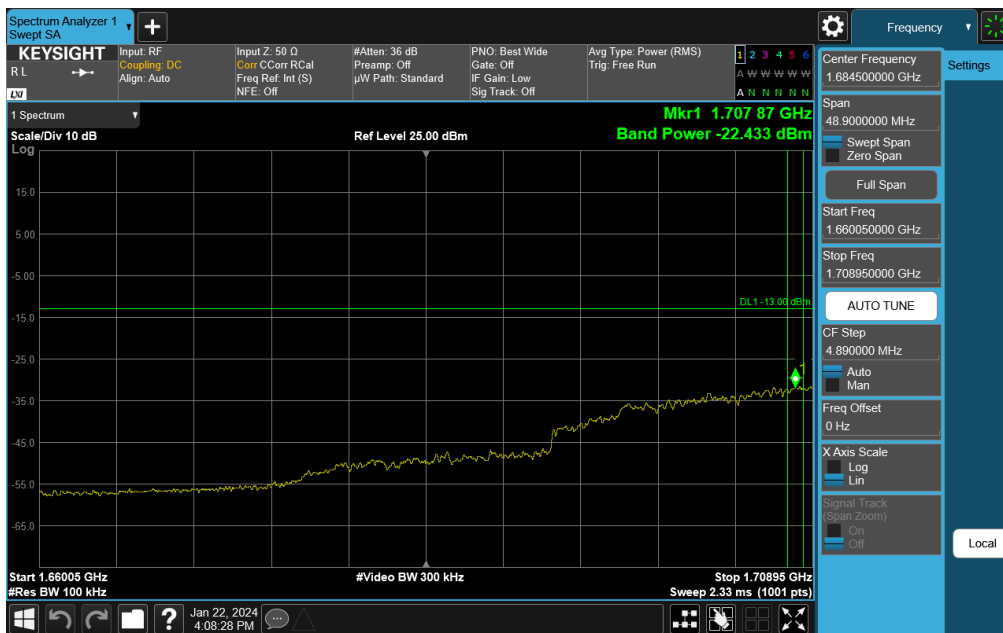


Plot 7-323. Upper Extended Band Edge Plot (NR Band n66 – 15.0MHz DFT-s-OFDM $\pi/2$ BPSK - Full RB)

FCC ID: BCGA2926	PART 27 MEASUREMENT REPORT		Approved by: Technical Manager
Test Report S/N: 1C2311270070-09.BCG	Test Dates: 10/1/2023 - 3/19/2024	EUT Type: Tablet Device	Page 188 of 344

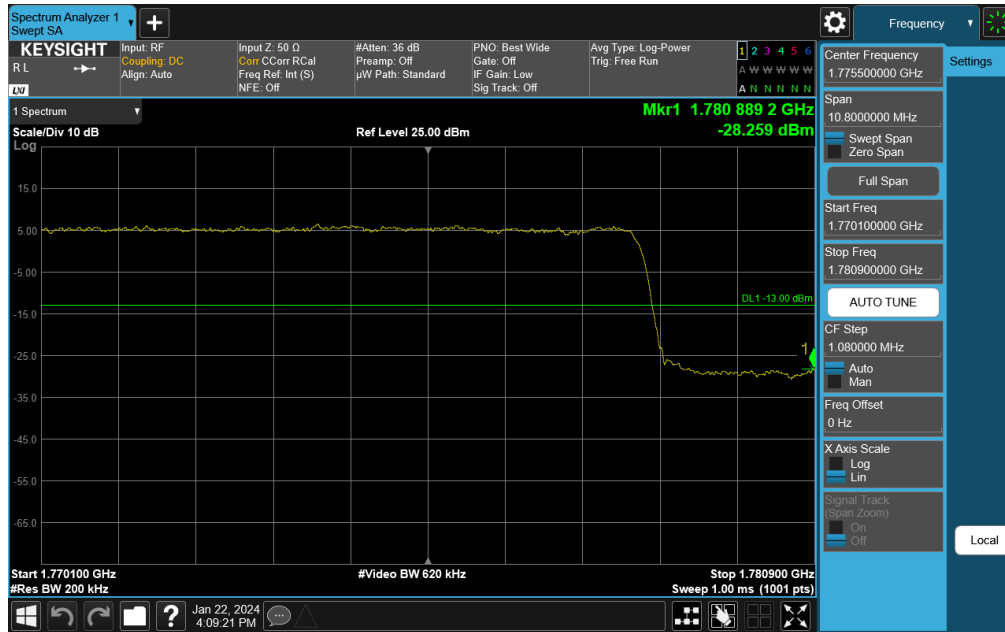


Plot 7-324. Lower Band Edge Plot (NR Band n66 – 20.0MHz DFT-s-OFDM QPSK - Full RB)

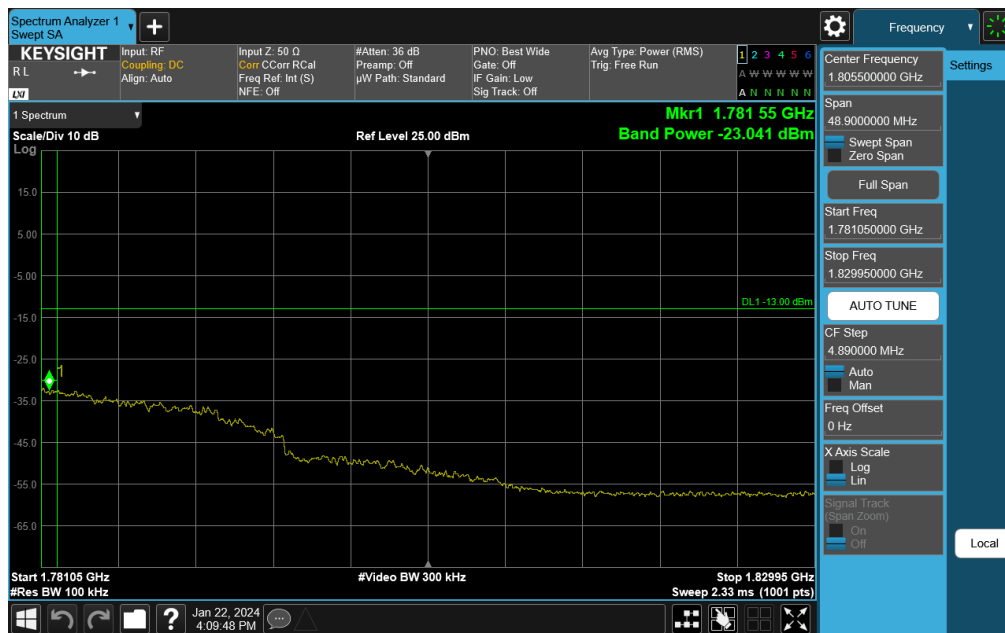


Plot 7-325. Lower Extended Band Edge Plot (NR Band n66 – 20.0MHz DFT-s-OFDM QPSK - Full RB)

FCC ID: BCGA2926	PART 27 MEASUREMENT REPORT		Approved by: Technical Manager
Test Report S/N: 1C2311270070-09.BCG	Test Dates: 10/1/2023 - 3/19/2024	EUT Type: Tablet Device	Page 189 of 344

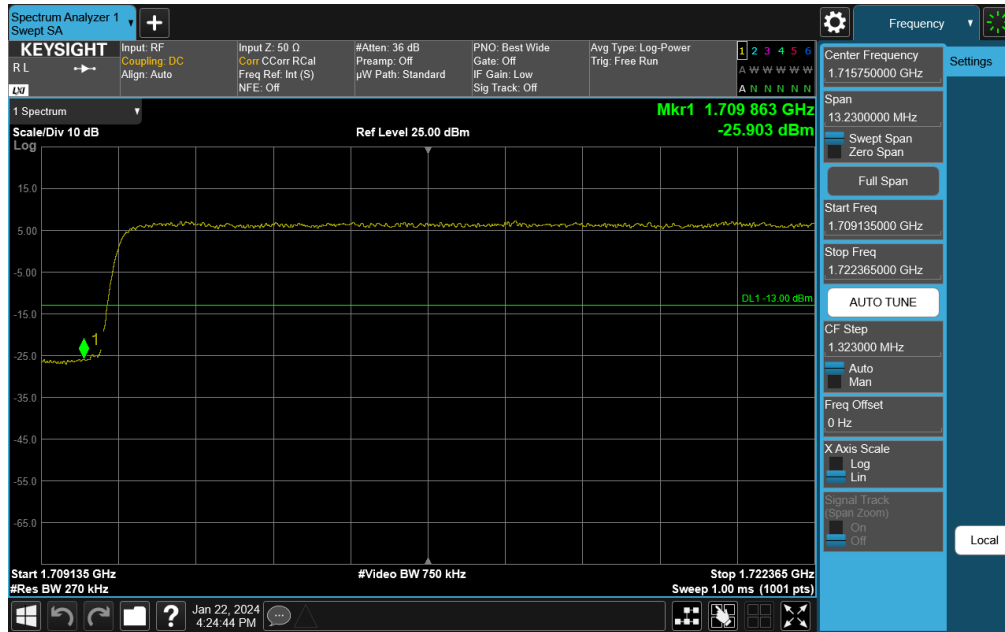


Plot 7-326. Upper Band Edge Plot (NR Band n66 – 20.0MHz DFT-s-OFDM QPSK - Full RB)



Plot 7-327. Upper Extended Band Edge Plot (NR Band n66 – 20.0MHz DFT-s-OFDM QPSK - Full RB)

FCC ID: BCGA2926	PART 27 MEASUREMENT REPORT		Approved by: Technical Manager
Test Report S/N: 1C2311270070-09.BCG	Test Dates: 10/1/2023 - 3/19/2024	EUT Type: Tablet Device	Page 190 of 344

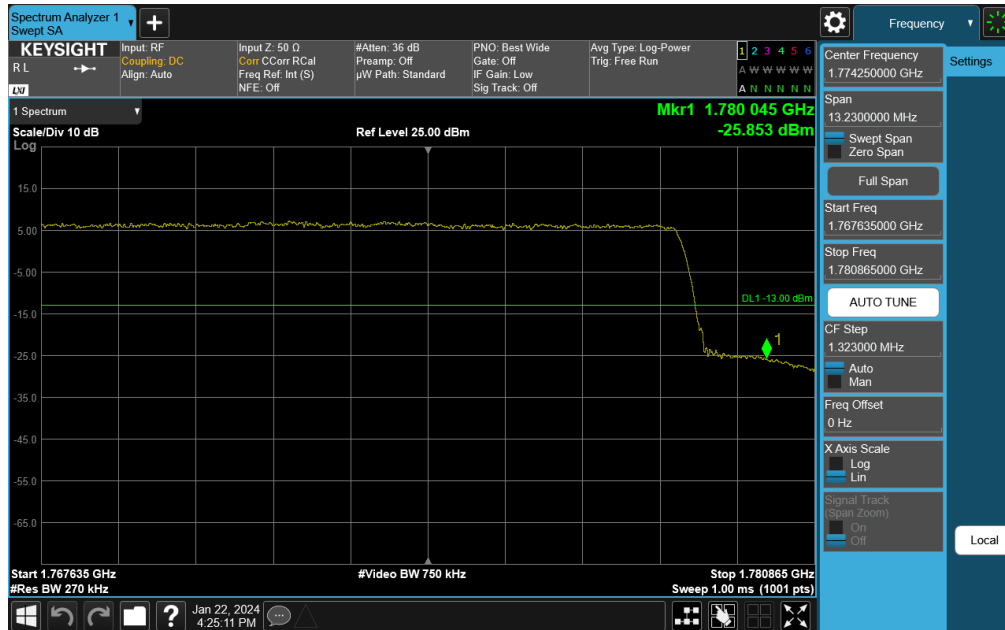


Plot 7-328. Lower Band Edge Plot (NR Band n66 – 25.0MHz DFT-s-OFDM $\pi/2$ BPSK - Full RB)

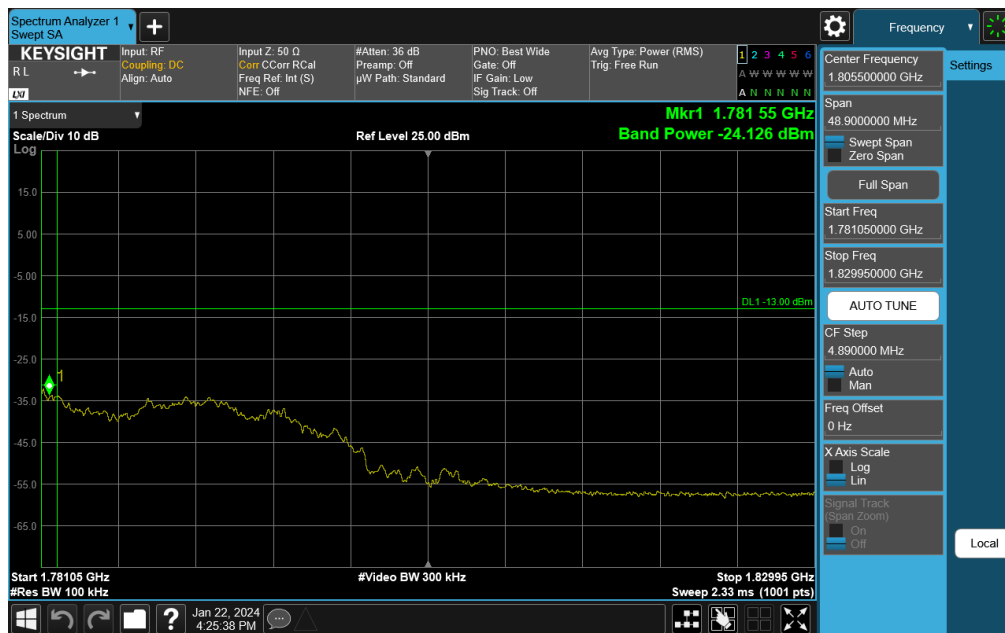


Plot 7-329. Lower Extended Band Edge Plot (NR Band n66 – 25.0MHz DFT-s-OFDM $\pi/2$ BPSK - Full RB)

FCC ID: BCGA2926	PART 27 MEASUREMENT REPORT		Approved by: Technical Manager
Test Report S/N: 1C2311270070-09.BCG	Test Dates: 10/1/2023 - 3/19/2024	EUT Type: Tablet Device	Page 191 of 344

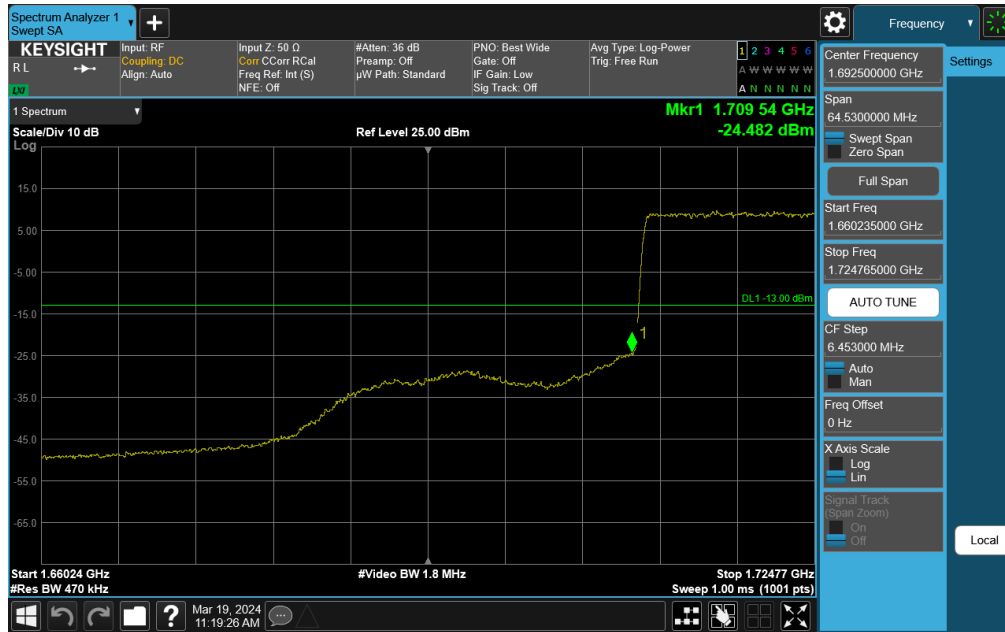


Plot 7-330. Upper Band Edge Plot (NR Band n66 – 25.0MHz DFT-s-OFDM $\pi/2$ BPSK - Full RB)

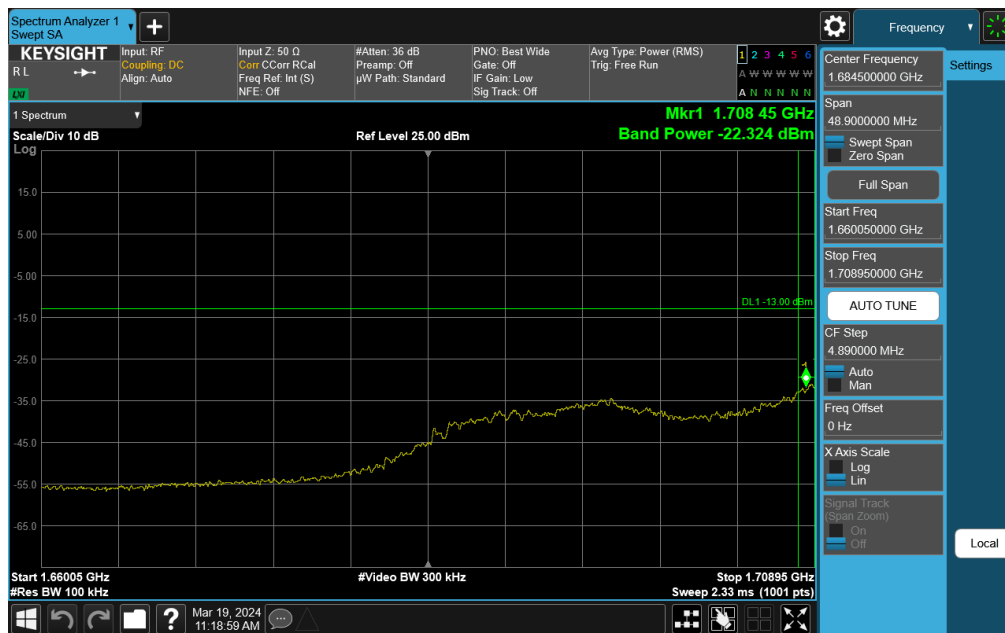


Plot 7-331. Upper Extended Band Edge Plot (NR Band n66 – 25.0MHz DFT-s-OFDM $\pi/2$ BPSK - Full RB)

FCC ID: BCGA2926	PART 27 MEASUREMENT REPORT		Approved by: Technical Manager
Test Report S/N: 1C2311270070-09.BCG	Test Dates: 10/1/2023 - 3/19/2024	EUT Type: Tablet Device	Page 192 of 344

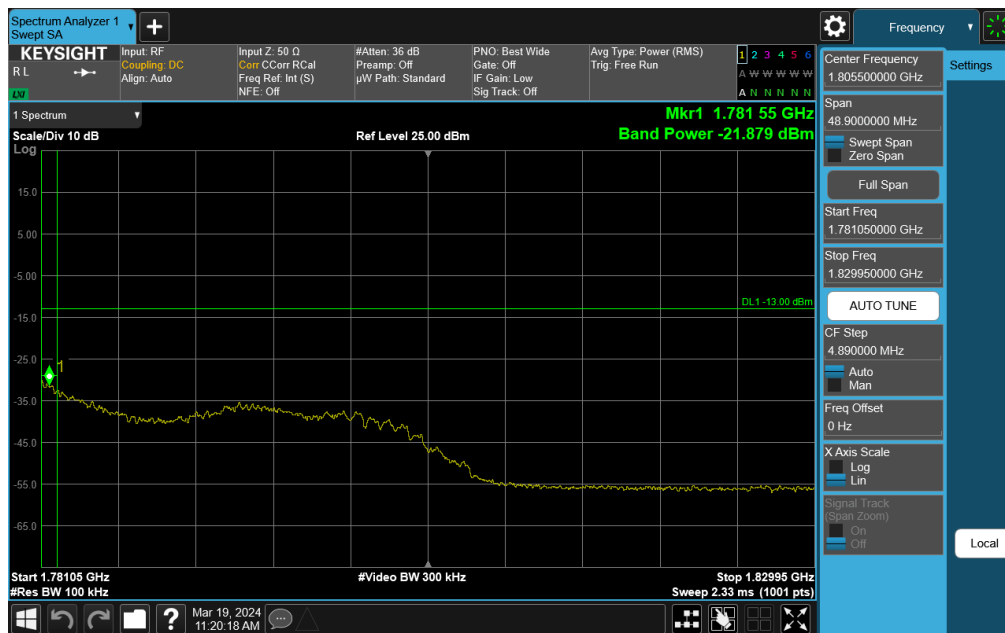
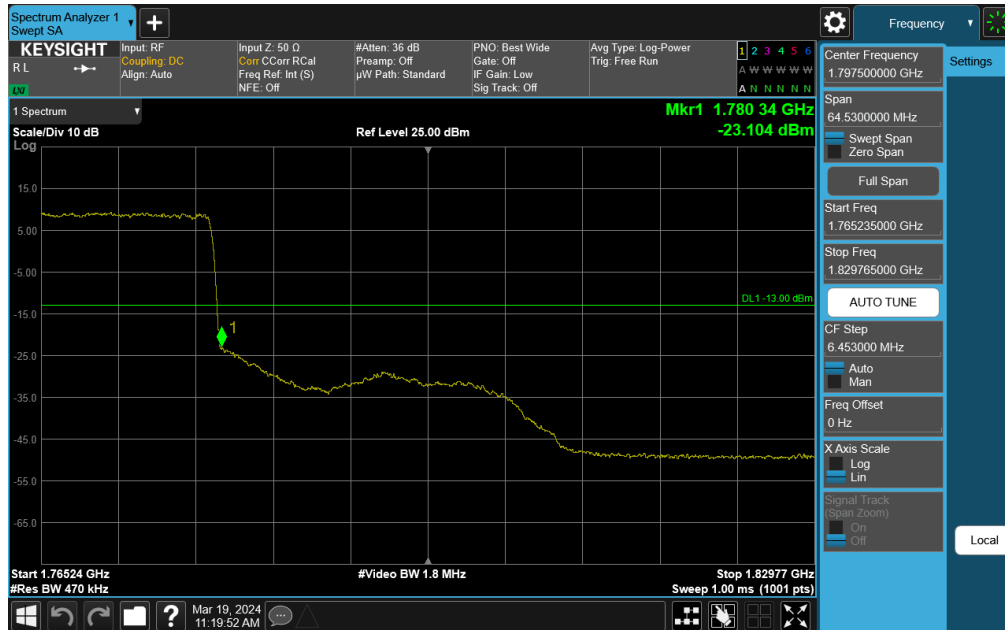


Plot 7-332. Lower Band Edge Plot (NR Band n66 – 30.0MHz DFT-s-OFDM $\pi/2$ BPSK - Full RB)

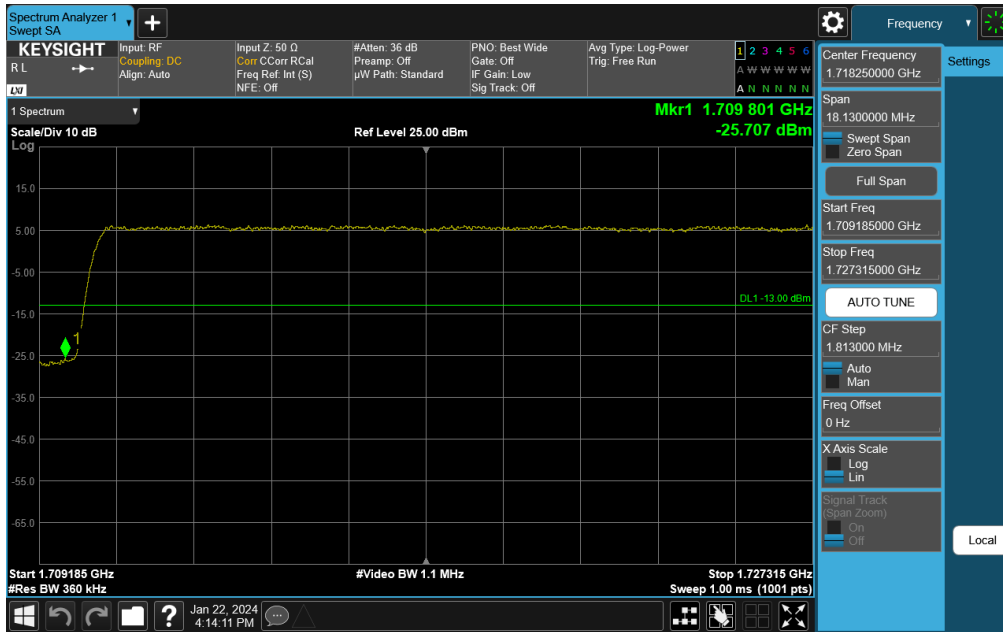


Plot 7-333. Lower Extended Band Edge Plot (NR Band n66 – 30.0MHz DFT-s-OFDM $\pi/2$ BPSK - Full RB)

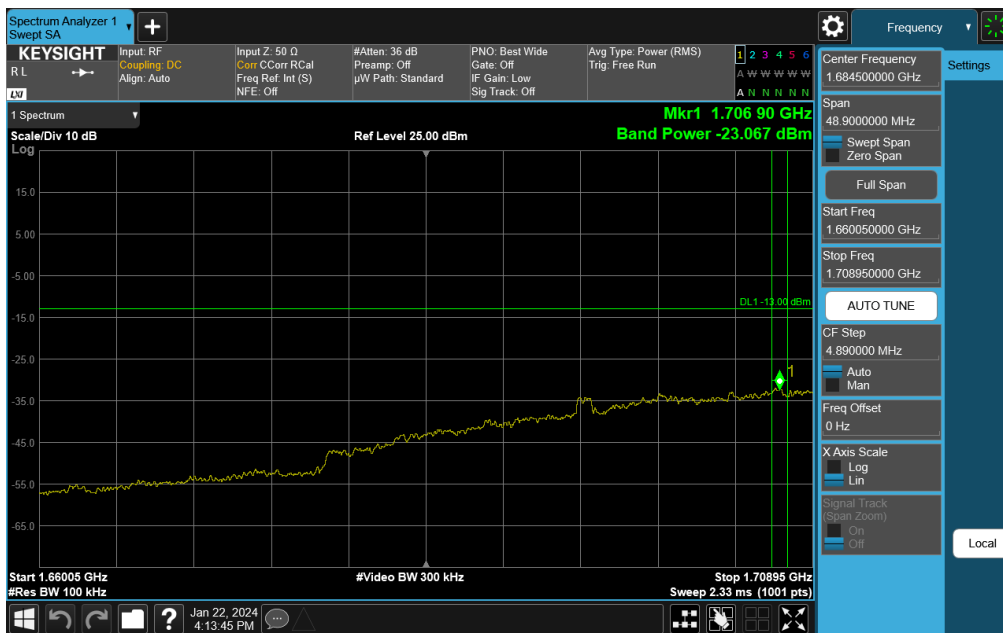
FCC ID: BCGA2926	PART 27 MEASUREMENT REPORT		Approved by: Technical Manager
Test Report S/N: 1C2311270070-09.BCG	Test Dates: 10/1/2023 - 3/19/2024	EUT Type: Tablet Device	Page 193 of 344



FCC ID: BCGA2926	PART 27 MEASUREMENT REPORT		Approved by: Technical Manager
Test Report S/N: 1C2311270070-09.BCG	Test Dates: 10/1/2023 - 3/19/2024	EUT Type: Tablet Device	Page 194 of 344

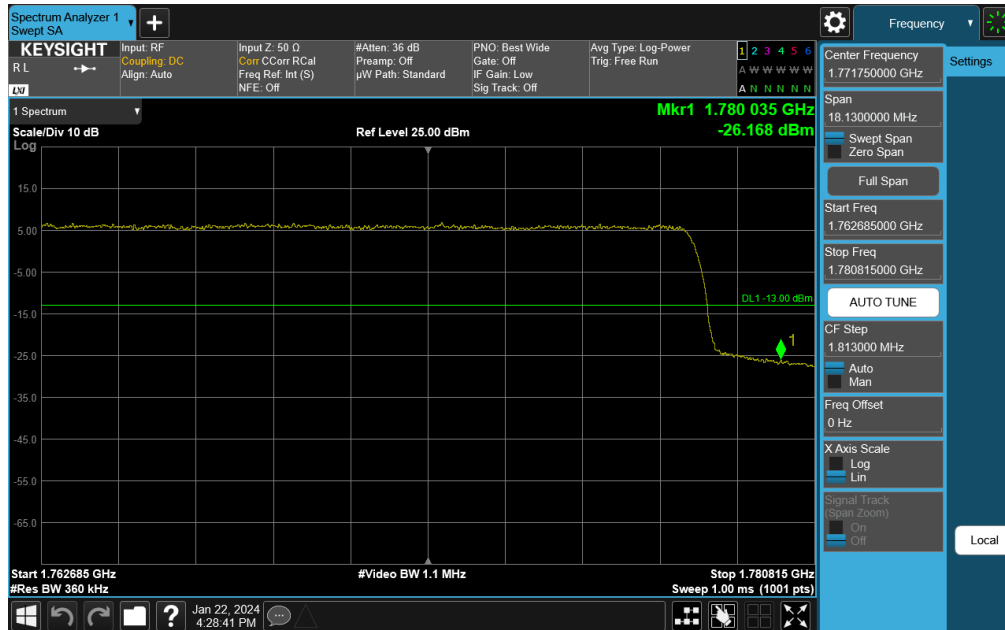


Plot 7-336. Lower Band Edge Plot (NR Band n66 – 35.0MHz DFT-s-OFDM $\pi/2$ BPSK - Full RB)

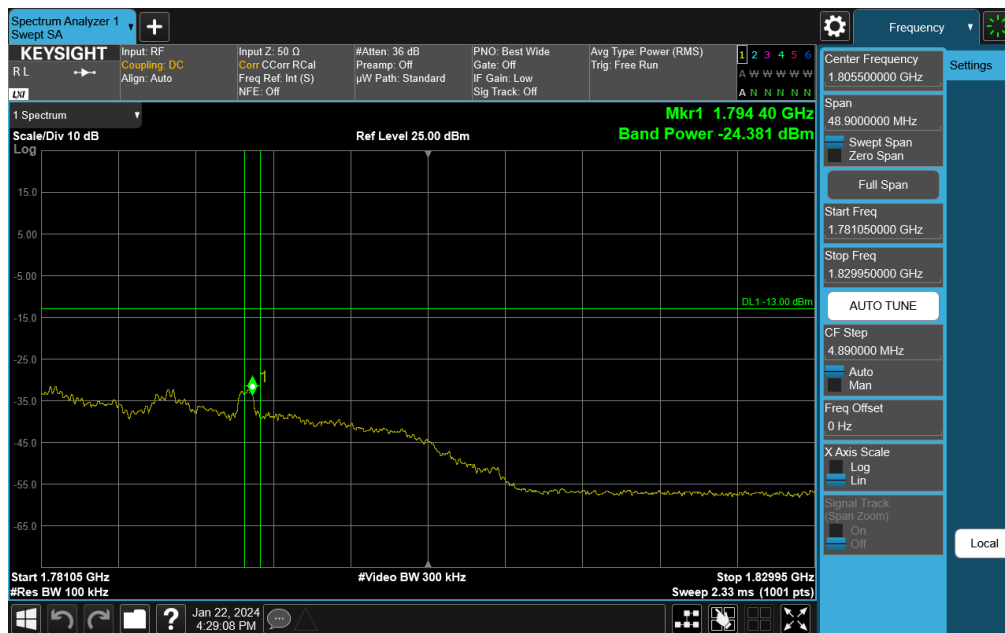


Plot 7-337. Lower Extended Band Edge Plot (NR Band n66 – 35.0MHz DFT-s-OFDM $\pi/2$ BPSK - Full RB)

FCC ID: BCGA2926	PART 27 MEASUREMENT REPORT		Approved by: Technical Manager
Test Report S/N: 1C2311270070-09.BCG	Test Dates: 10/1/2023 - 3/19/2024	EUT Type: Tablet Device	Page 195 of 344



Plot 7-338. Upper Band Edge Plot (NR Band n66 – 35.0MHz DFT-s-OFDM $\pi/2$ BPSK - Full RB)



Plot 7-339. Upper Extended Band Edge Plot (NR Band n66 – 35.0MHz DFT-s-OFDM $\pi/2$ BPSK - Full RB)

FCC ID: BCGA2926	PART 27 MEASUREMENT REPORT		Approved by: Technical Manager
Test Report S/N: 1C2311270070-09.BCG	Test Dates: 10/1/2023 - 3/19/2024	EUT Type: Tablet Device	Page 196 of 344