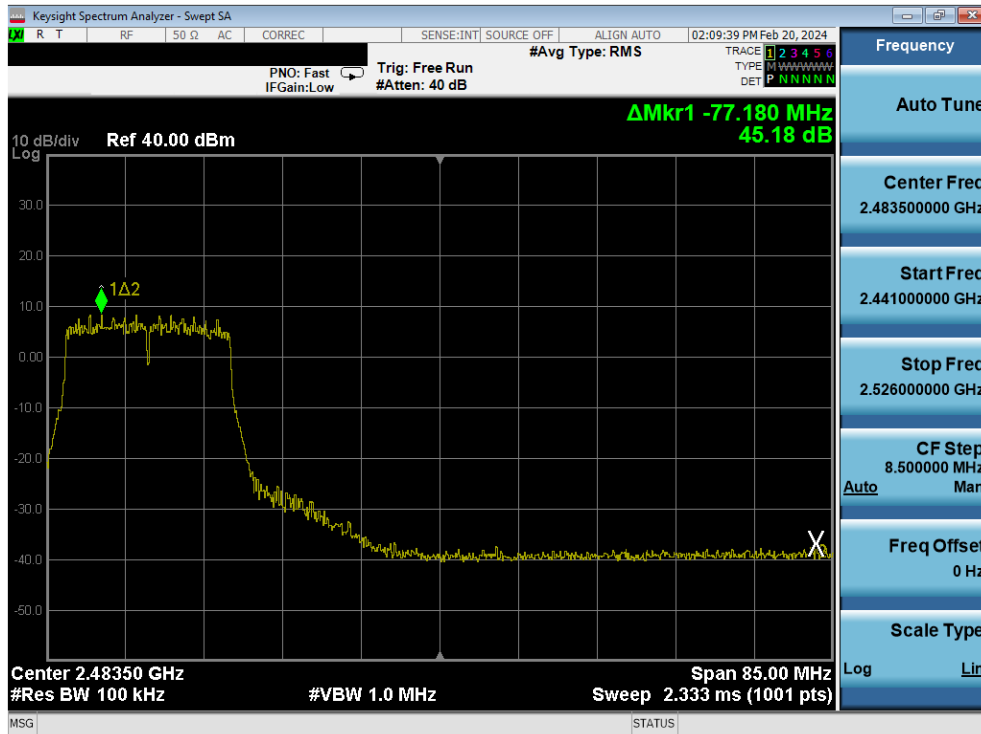
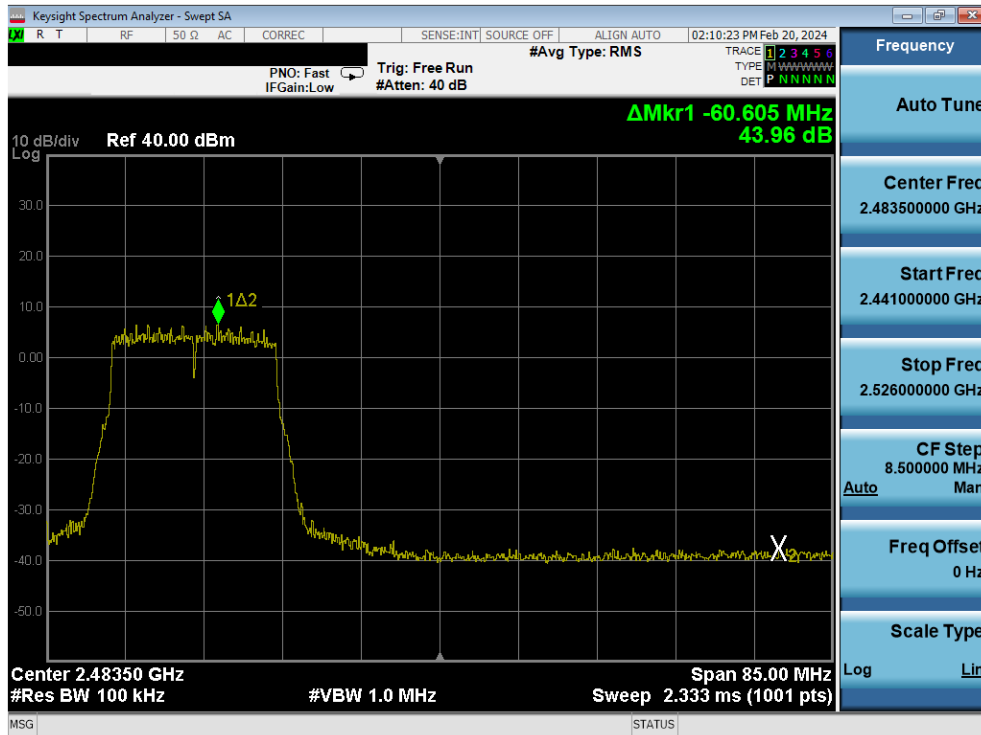


Plot 7-255. Band Edge Plot Antenna 4a (802.11n (2.4GHz) – Ch. 8) – MCS7

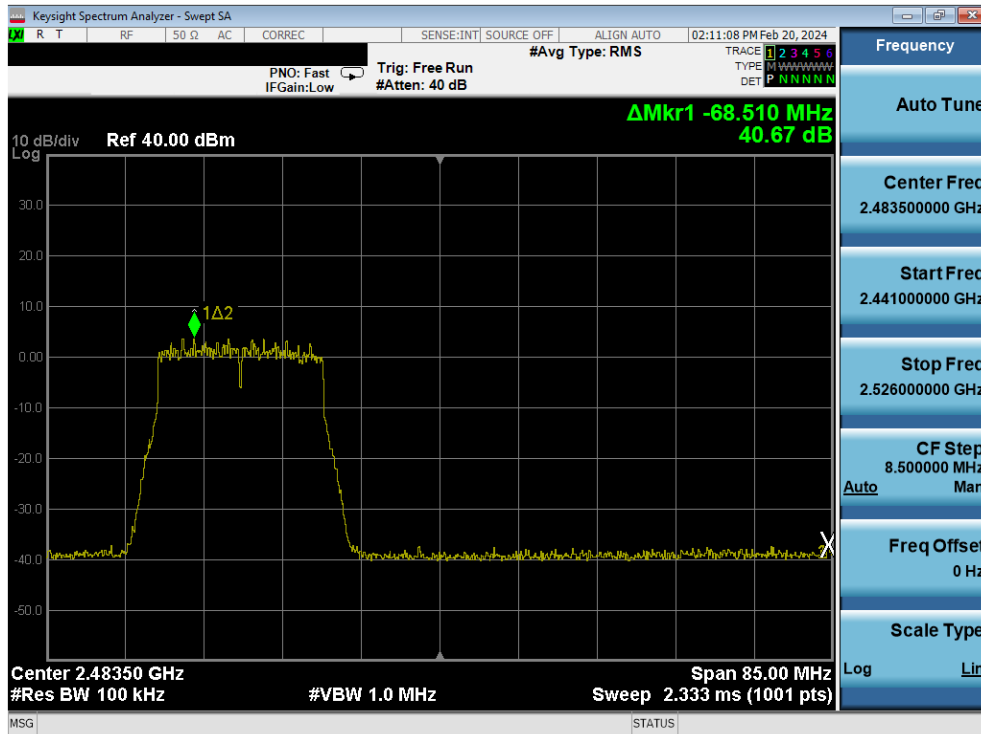


Plot 7-256. Band Edge Plot Antenna 4a (802.11n (2.4GHz) – Ch. 9) – MCS7

FCC ID: BCGA2926 IC: 579C-A2926		MEASUREMENT REPORT (CERTIFICATION)	Approved by: Technical Manager
Test Report S/N: 1C2311270070-14.BCG	Test Dates: 11/30/2023 - 2/23/2024	EUT Type: Tablet Device	Page 172 of 376

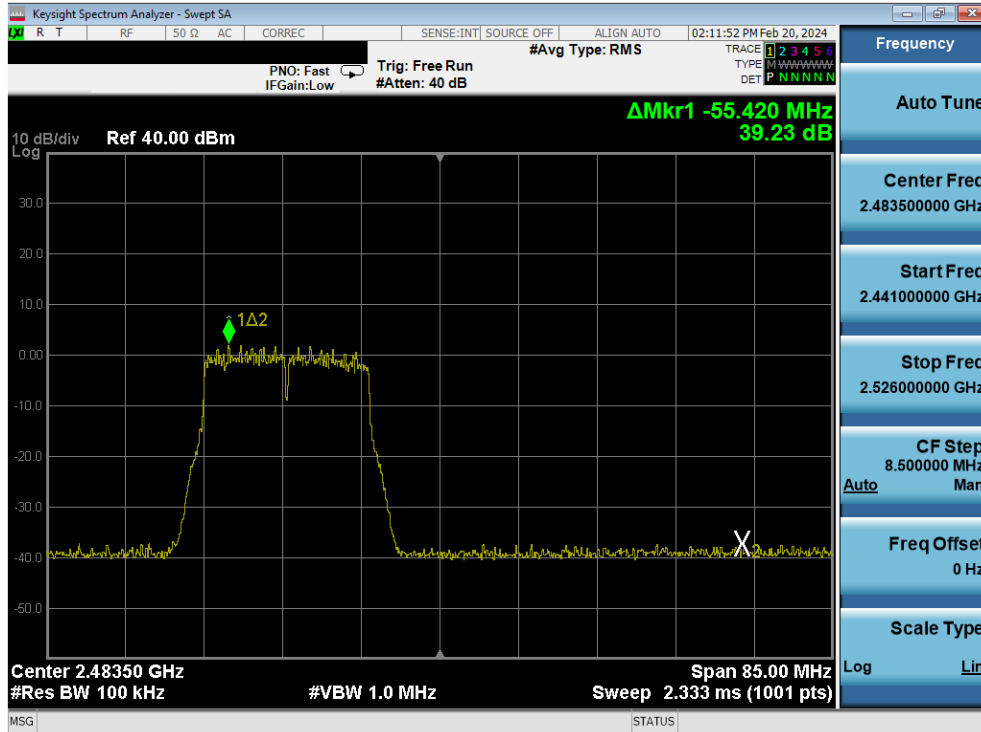


Plot 7-257. Band Edge Plot Antenna 4a (802.11n (2.4GHz) – Ch. 10) – MCS7

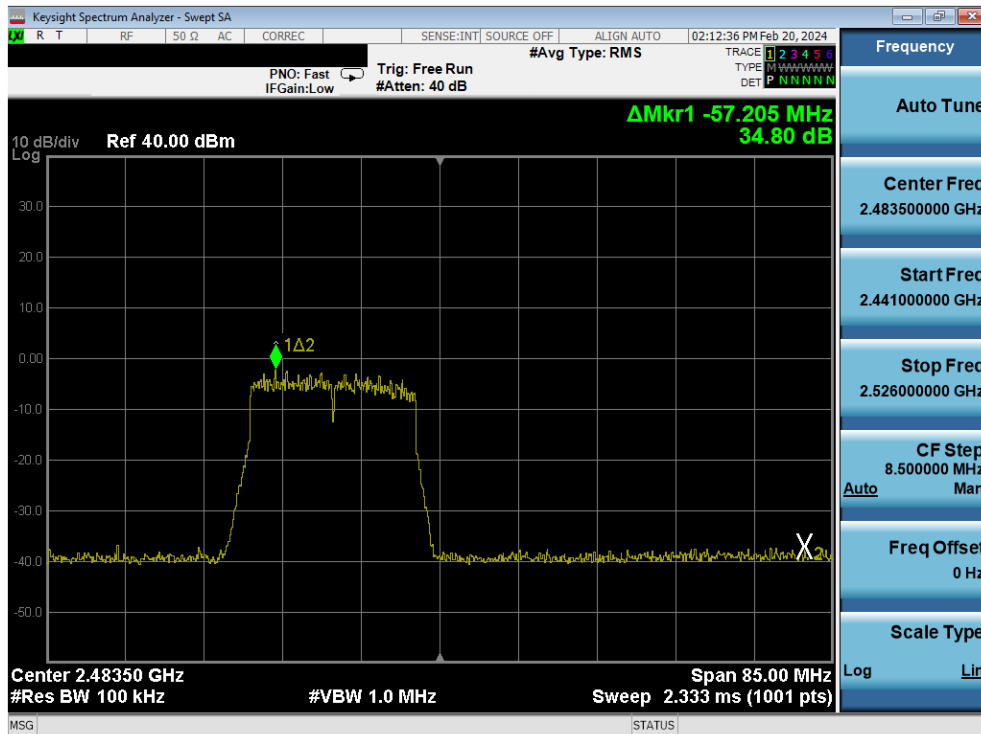


Plot 7-258. Band Edge Plot Antenna 4a (802.11n (2.4GHz) – Ch. 11) – MCS7

FCC ID: BCGA2926 IC: 579C-A2926		MEASUREMENT REPORT (CERTIFICATION)	Approved by: Technical Manager
Test Report S/N: 1C2311270070-14.BCG	Test Dates: 11/30/2023 - 2/23/2024	EUT Type: Tablet Device	Page 173 of 376

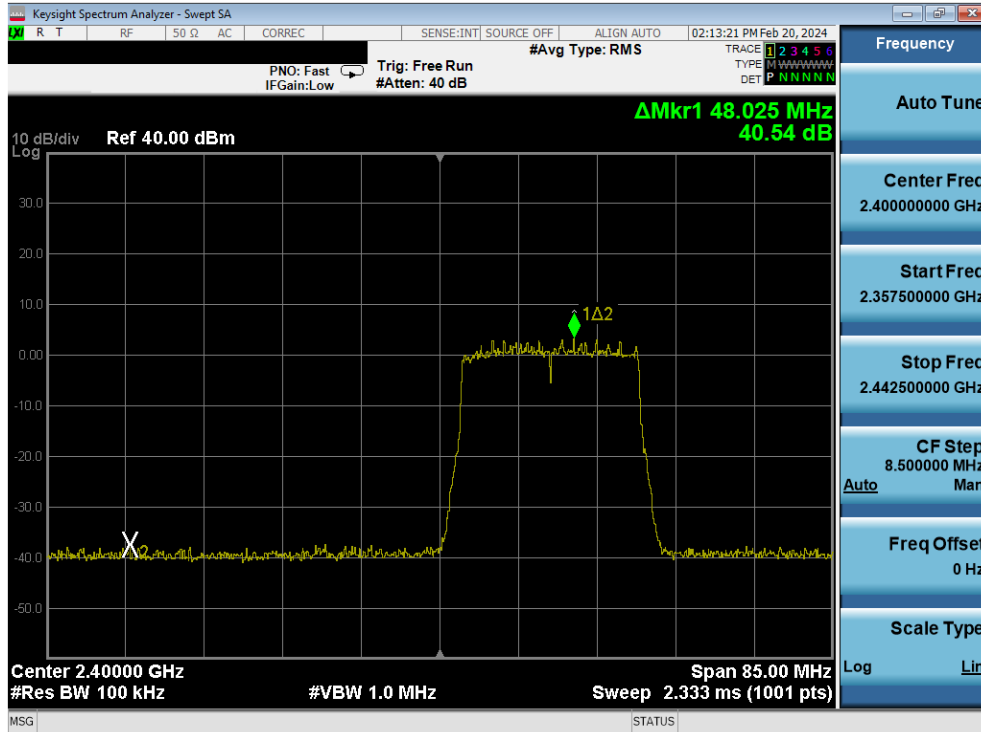


Plot 7-259. Band Edge Plot Antenna 4a (802.11n (2.4GHz) – Ch. 12) – MCS7

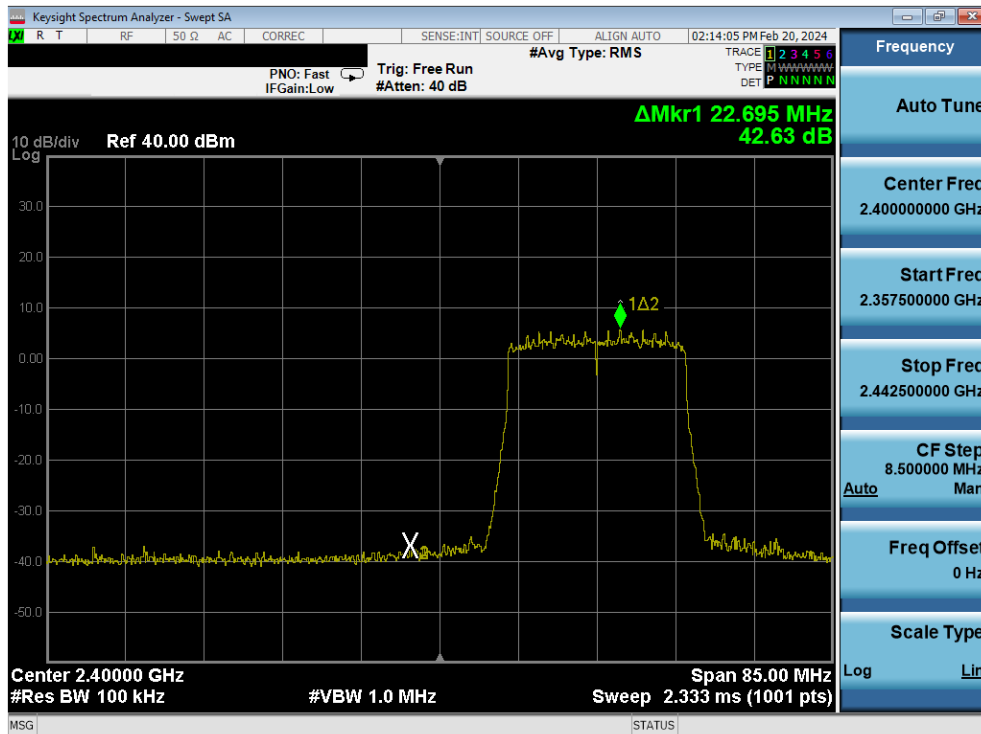


Plot 7-260. Band Edge Plot Antenna 4a (802.11n (2.4GHz) – Ch. 13) – MCS7

FCC ID: BCGA2926 IC: 579C-A2926		MEASUREMENT REPORT (CERTIFICATION)	Approved by: Technical Manager
Test Report S/N: 1C2311270070-14.BCG	Test Dates: 11/30/2023 - 2/23/2024	EUT Type: Tablet Device	Page 174 of 376

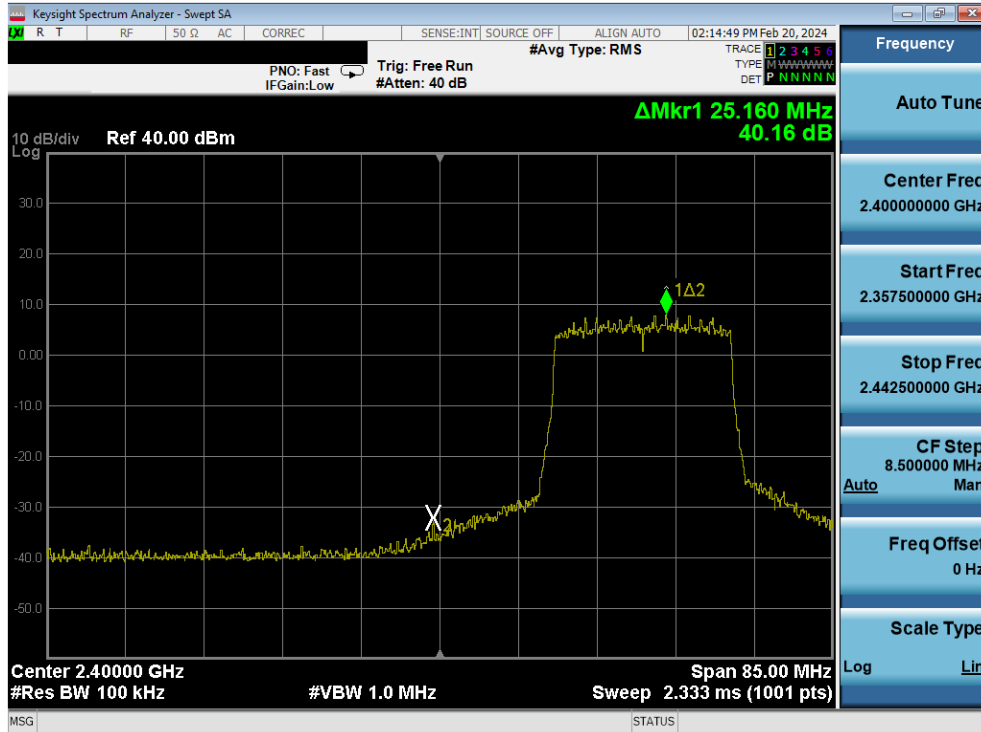


Plot 7-261. Band Edge Plot Antenna 4a (802.11ax (SU - 2.4GHz) – Ch. 1) – MCS9

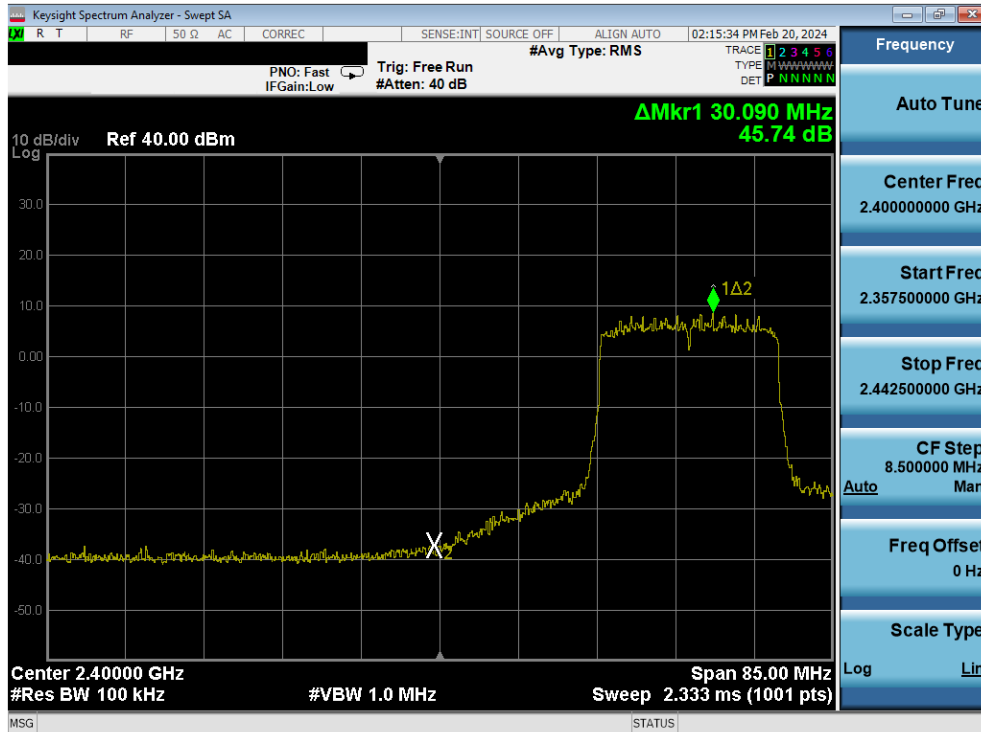


Plot 7-262. Band Edge Plot Antenna 4a (802.11ax (SU - 2.4GHz) – Ch. 2) – MCS9

FCC ID: BCGA2926 IC: 579C-A2926		MEASUREMENT REPORT (CERTIFICATION)	Approved by: Technical Manager
Test Report S/N: 1C2311270070-14.BCG	Test Dates: 11/30/2023 - 2/23/2024	EUT Type: Tablet Device	Page 175 of 376

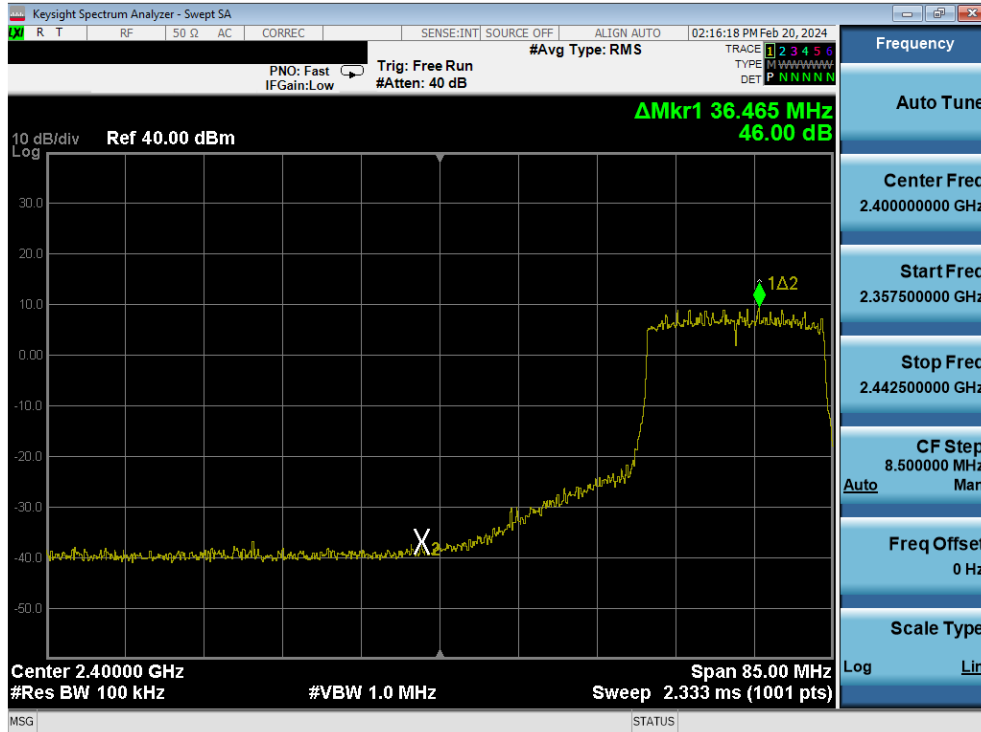


Plot 7-263. Band Edge Plot Antenna 4a (802.11ax (SU - 2.4GHz) – Ch. 3) – MCS9

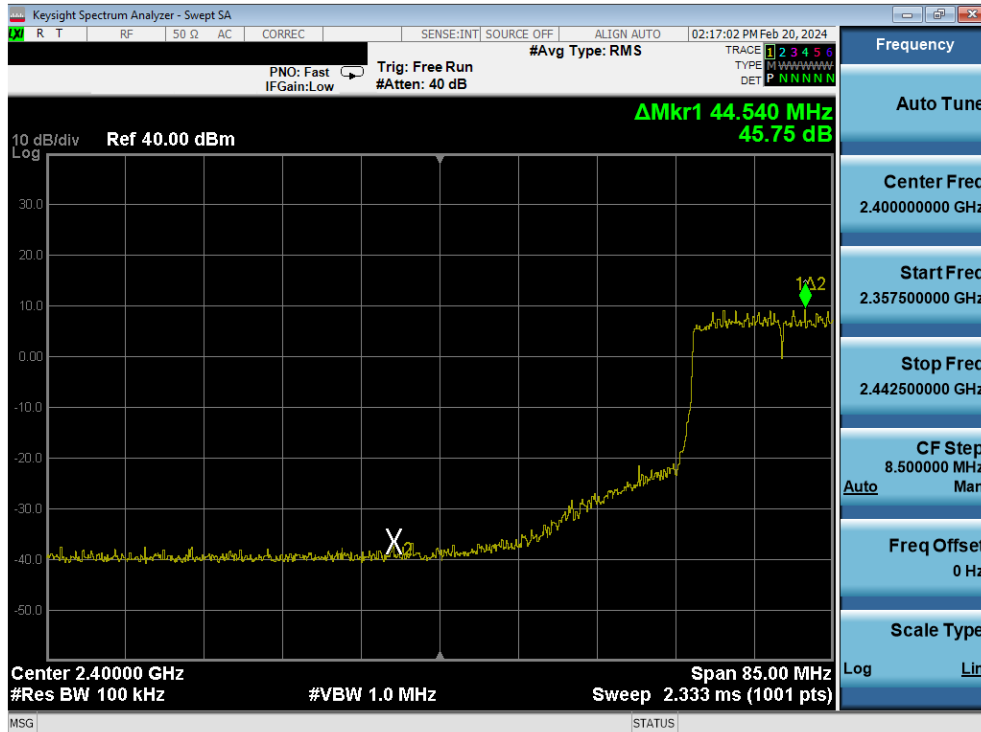


Plot 7-264. Band Edge Plot Antenna 4a (802.11ax (SU - 2.4GHz) – Ch. 4) – MCS9

FCC ID: BCGA2926 IC: 579C-A2926		MEASUREMENT REPORT (CERTIFICATION)	Approved by: Technical Manager
Test Report S/N: 1C2311270070-14.BCG	Test Dates: 11/30/2023 - 2/23/2024	EUT Type: Tablet Device	Page 176 of 376

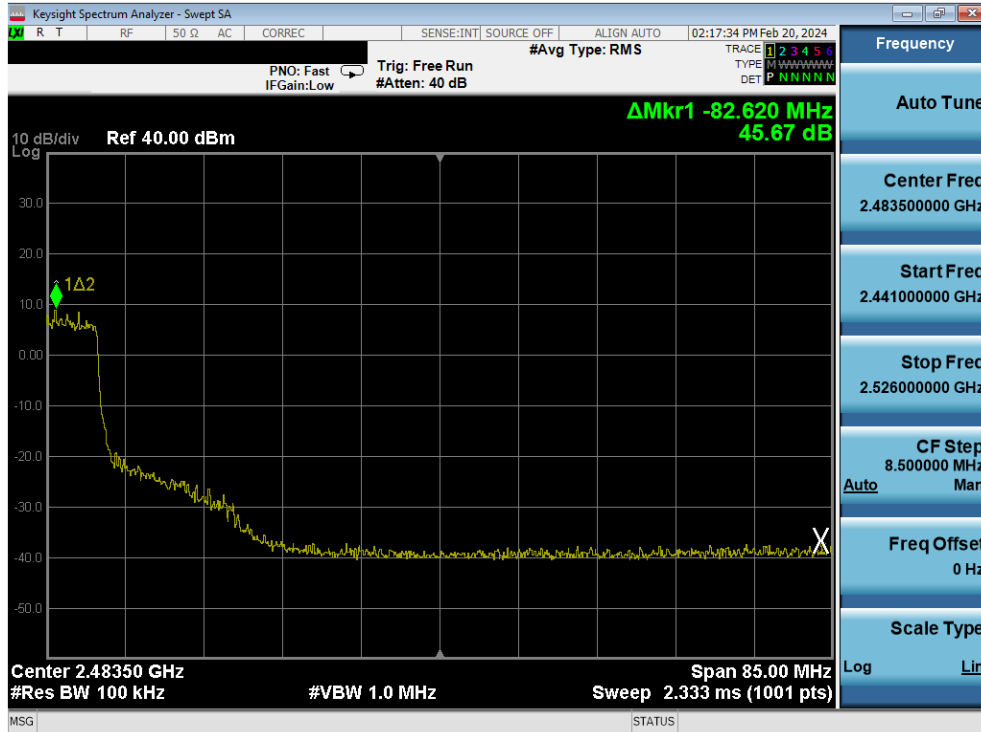


Plot 7-265. Band Edge Plot Antenna 4a (802.11ax (SU - 2.4GHz) – Ch. 5) – MCS9

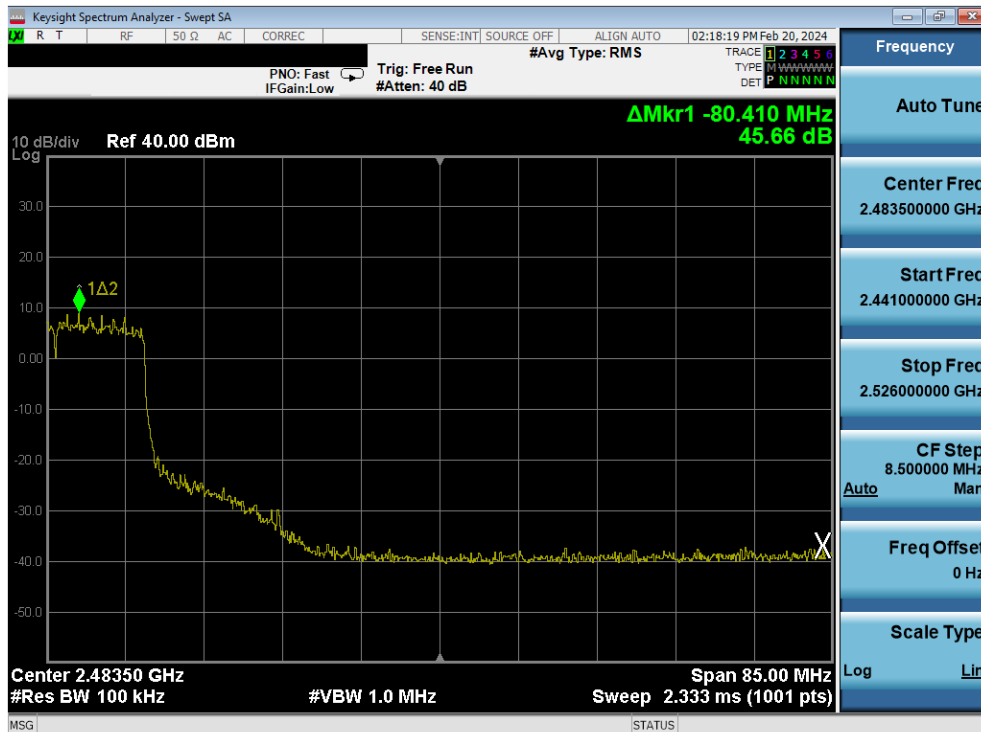


Plot 7-266. Band Edge Plot Antenna 4a (802.11ax (SU - 2.4GHz) – Ch. 6 (low)) – MCS9

FCC ID: BCGA2926 IC: 579C-A2926		MEASUREMENT REPORT (CERTIFICATION)	Approved by: Technical Manager
Test Report S/N: 1C2311270070-14.BCG	Test Dates: 11/30/2023 - 2/23/2024	EUT Type: Tablet Device	Page 177 of 376

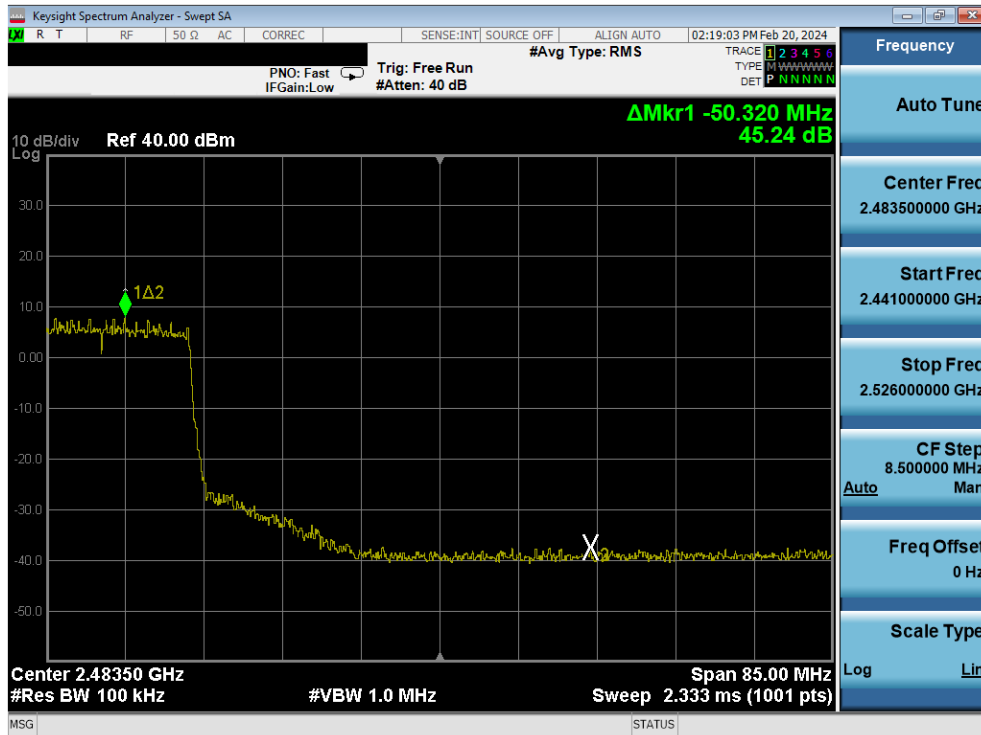


Plot 7-267. Band Edge Plot Antenna 4a (802.11ax (SU - 2.4GHz) – Ch. 6(high)) – MCS9

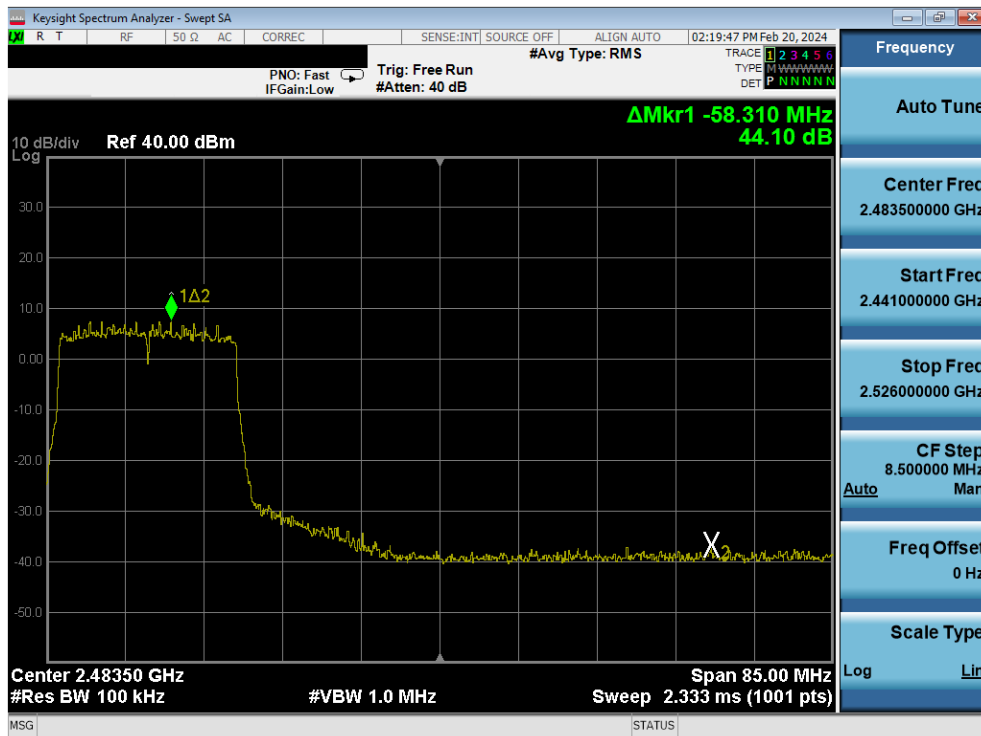


Plot 7-268. Band Edge Plot Antenna 4a (802.11ax (SU - 2.4GHz) – Ch. 7) – MCS9

FCC ID: BCGA2926 IC: 579C-A2926		MEASUREMENT REPORT (CERTIFICATION)	Approved by: Technical Manager
Test Report S/N: 1C2311270070-14.BCG	Test Dates: 11/30/2023 - 2/23/2024	EUT Type: Tablet Device	Page 178 of 376



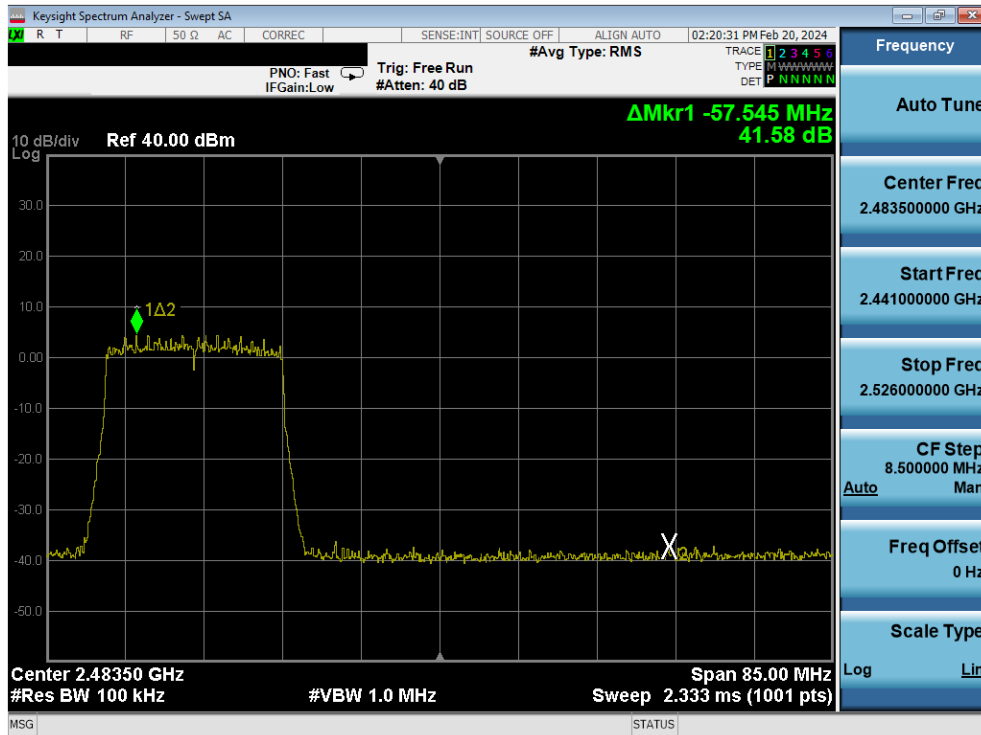
Plot 7-269. Band Edge Plot Antenna 4a (802.11ax (SU - 2.4GHz) – Ch. 8) – MCS9



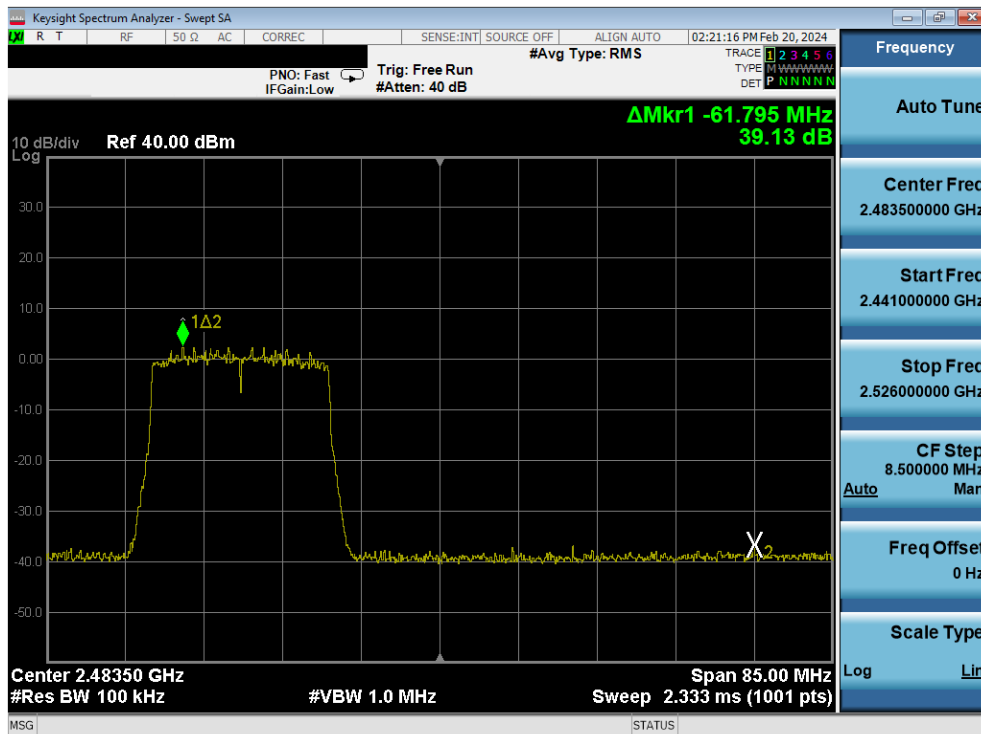
Plot 7-270. Band Edge Plot Antenna 4a (802.11ax (SU - 2.4GHz) – Ch. 9) – MCS9

FCC ID: BCGA2926 IC: 579C-A2926		MEASUREMENT REPORT (CERTIFICATION)	Approved by: Technical Manager
Test Report S/N: 1C2311270070-14.BCG	Test Dates: 11/30/2023 - 2/23/2024	EUT Type: Tablet Device	Page 179 of 376



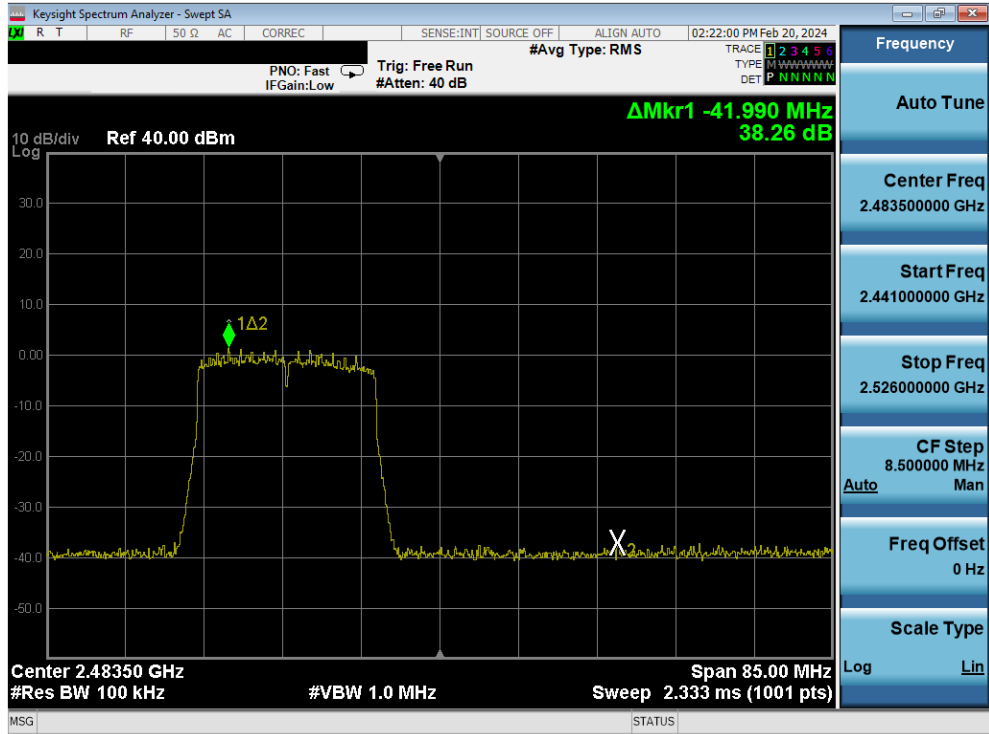


Plot 7-271. Band Edge Plot Antenna 4a (802.11ax (SU - 2.4GHz) – Ch. 10) – MCS9



Plot 7-272. Band Edge Plot Antenna 4a (802.11ax (SU - 2.4GHz) – Ch. 11) – MCS9

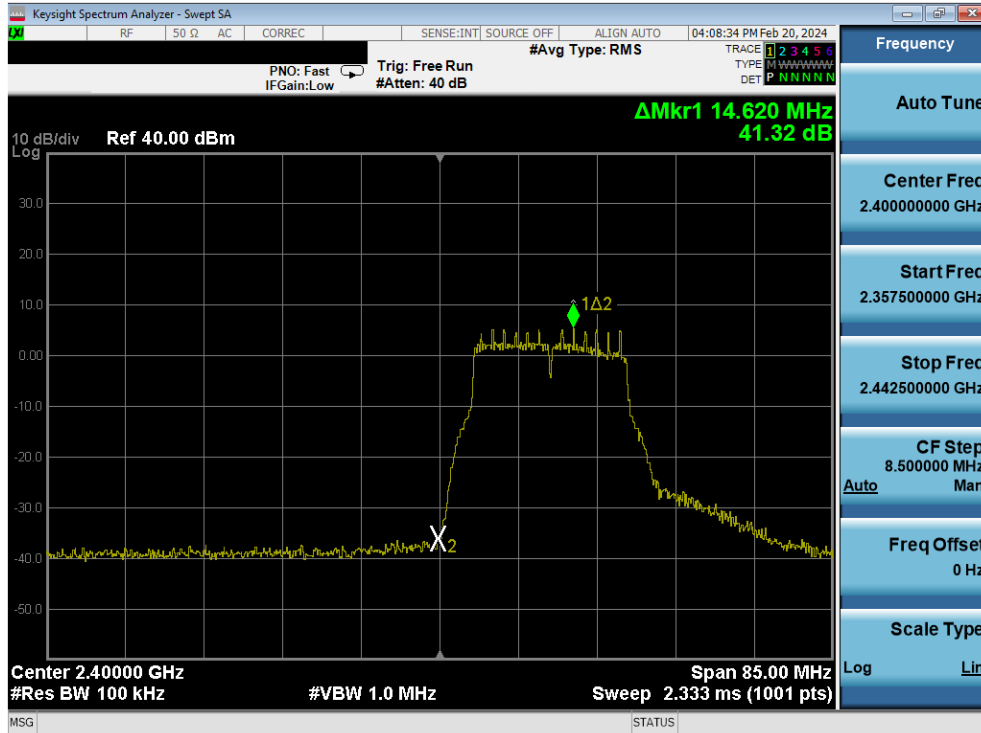
FCC ID: BCGA2926 IC: 579C-A2926		MEASUREMENT REPORT (CERTIFICATION)	Approved by: Technical Manager
Test Report S/N: 1C2311270070-14.BCG	Test Dates: 11/30/2023 - 2/23/2024	EUT Type: Tablet Device	Page 180 of 376



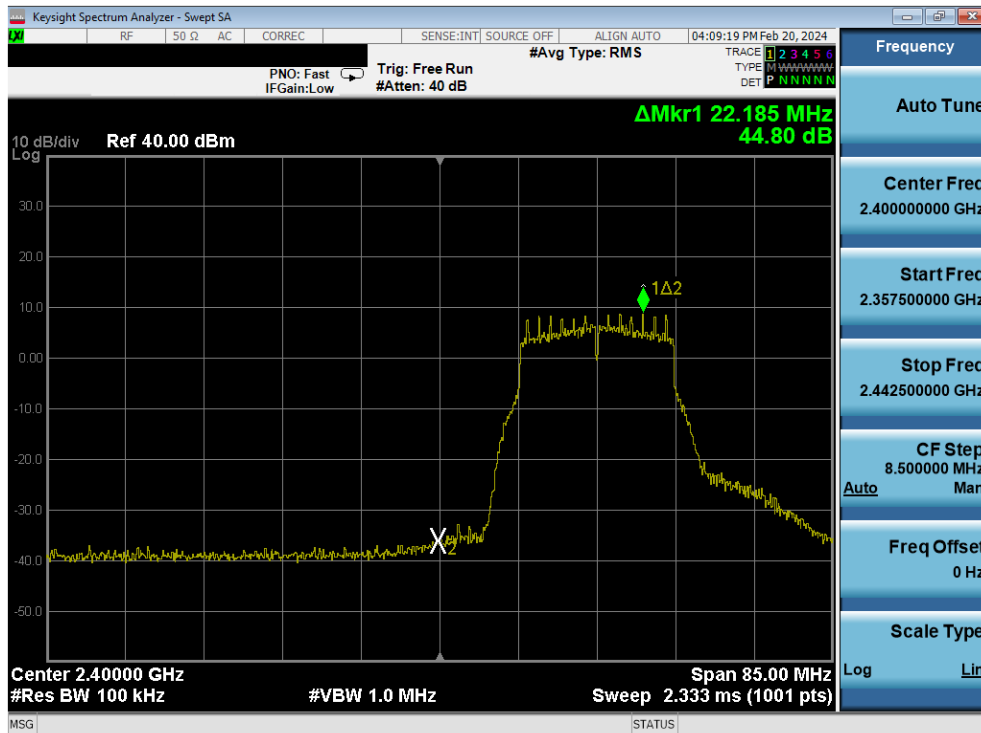
Plot 7-273. Band Edge Plot Antenna 4a (802.11ax (SU - 2.4GHz) – Ch. 12) – MCS9

FCC ID: BCGA2926 IC: 579C-A2926		MEASUREMENT REPORT (CERTIFICATION)	Approved by: Technical Manager
Test Report S/N: 1C2311270070-14.BCG	Test Dates: 11/30/2023 - 2/23/2024	EUT Type: Tablet Device	Page 181 of 376

## 7.5.2 Antenna 2a Conducted Emissions at the Band Edge Low Rate

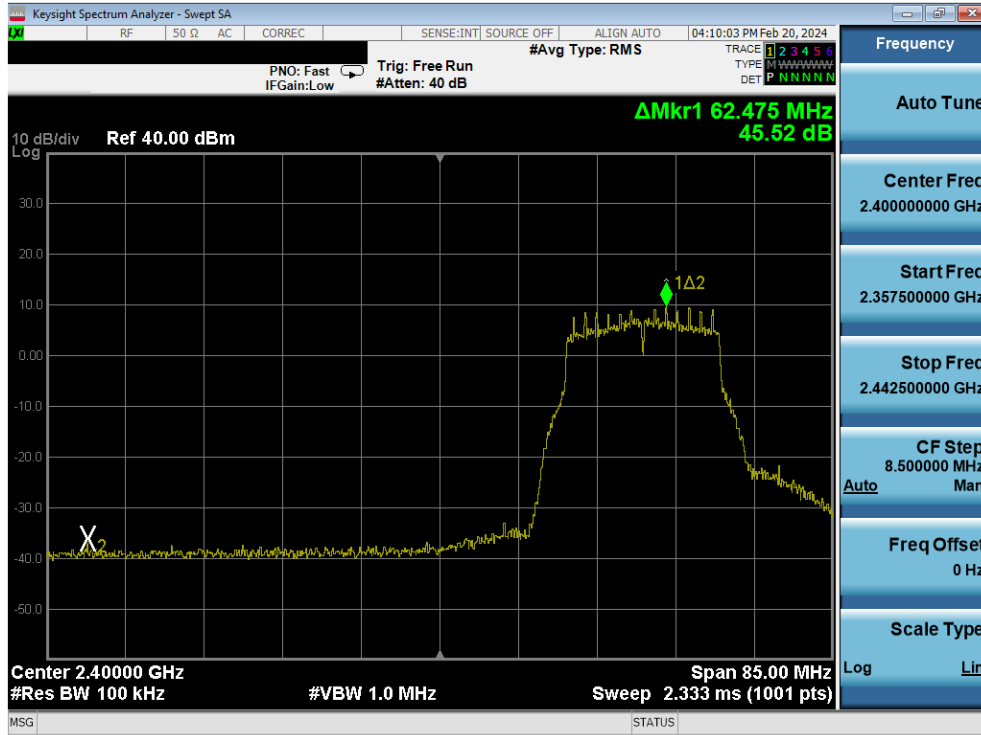


Plot 7-274. Band Edge Plot Antenna 2a (802.11g – Ch. 1) – 12Mbps

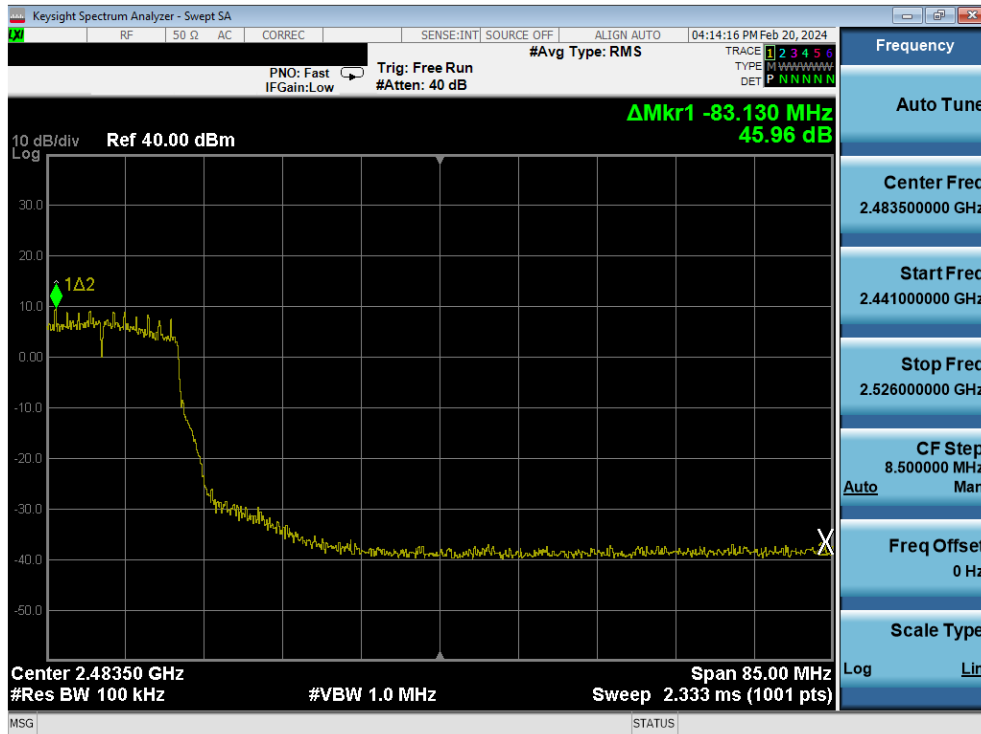


Plot 7-275. Band Edge Plot Antenna 2a (802.11g – Ch. 2) – 12Mbps

FCC ID: BCGA2926 IC: 579C-A2926		MEASUREMENT REPORT (CERTIFICATION)	Approved by: Technical Manager
Test Report S/N: 1C2311270070-14.BCG	Test Dates: 11/30/2023 - 2/23/2024	EUT Type: Tablet Device	Page 182 of 376

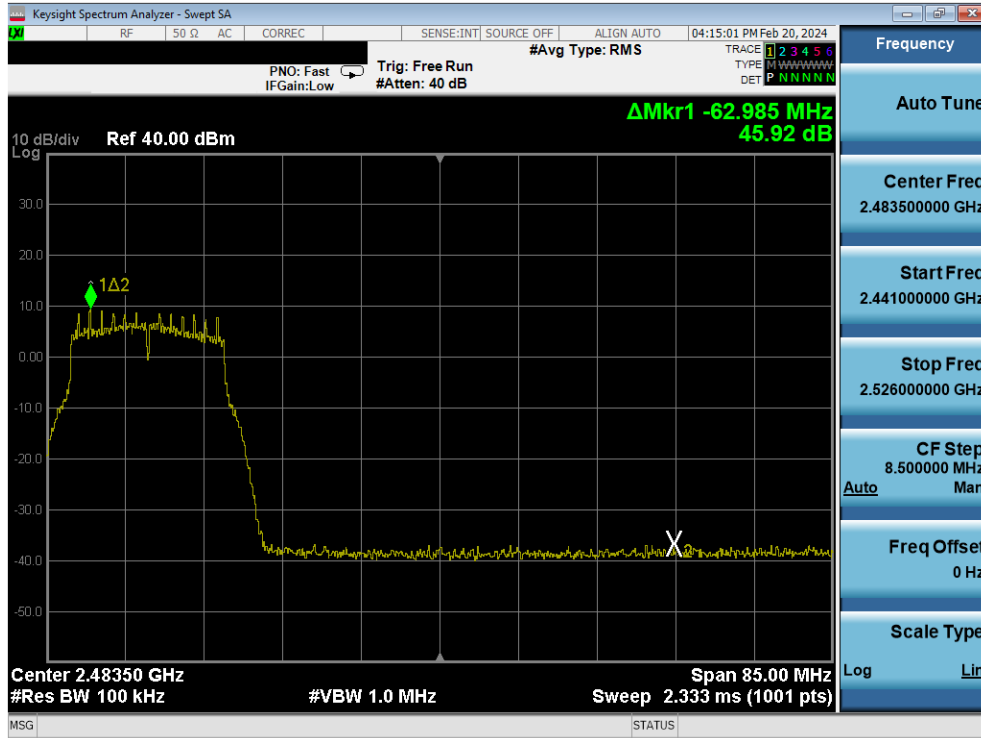


Plot 7-276. Band Edge Plot Antenna 2a (802.11g – Ch. 3) – 12Mbps

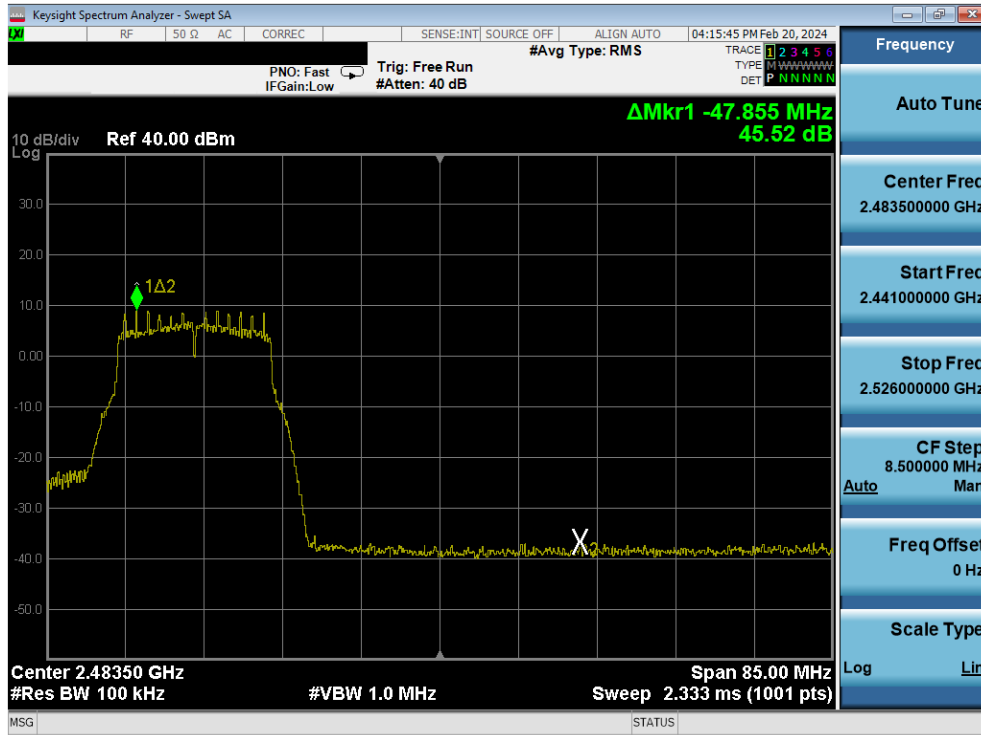


Plot 7-277. Band Edge Plot Antenna 2a (802.11g – Ch. 8) – 12Mbps

FCC ID: BCGA2926 IC: 579C-A2926		MEASUREMENT REPORT (CERTIFICATION)	Approved by: Technical Manager
Test Report S/N: 1C2311270070-14.BCG	Test Dates: 11/30/2023 - 2/23/2024	EUT Type: Tablet Device	Page 183 of 376

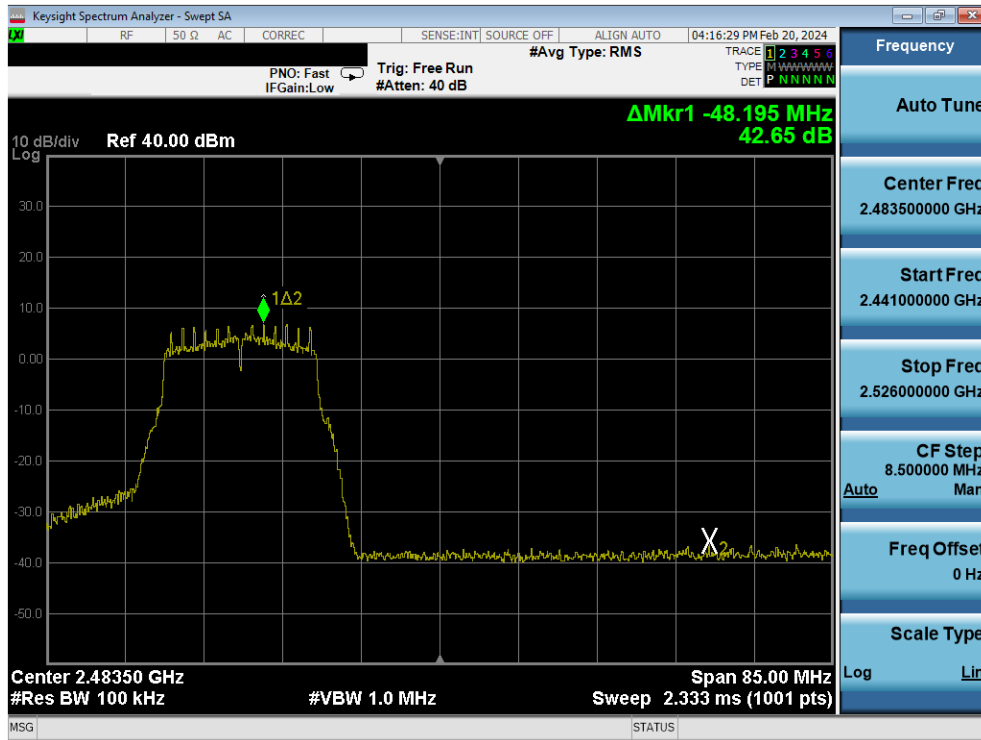


Plot 7-278. Band Edge Plot Antenna 2a (802.11g – Ch. 9) – 12Mbps

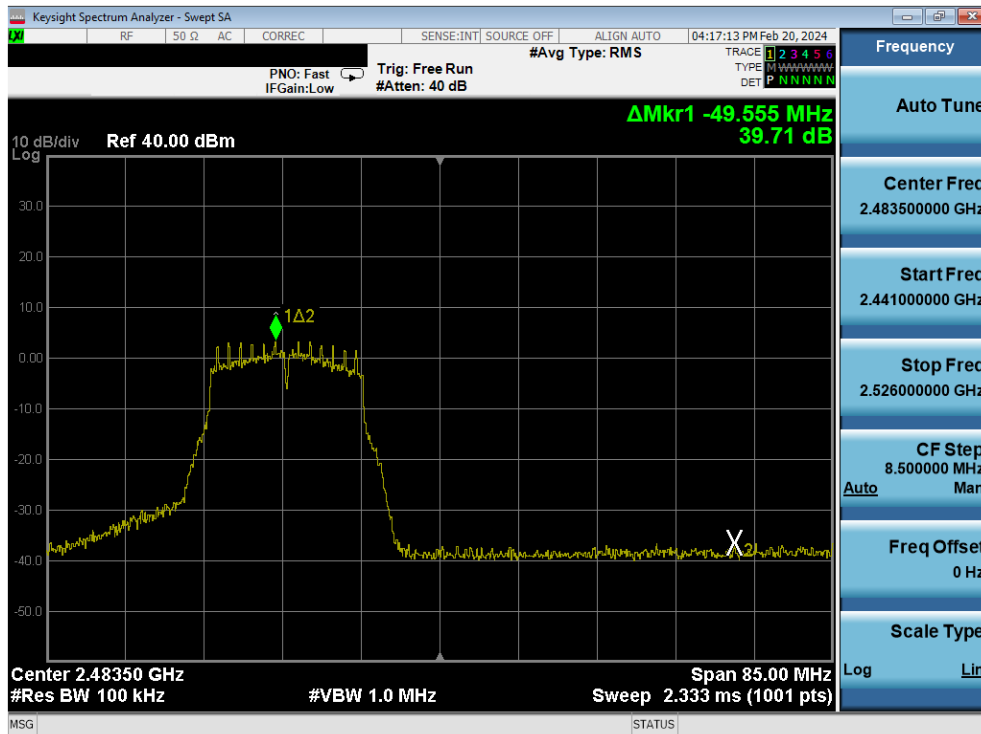


Plot 7-279. Band Edge Plot Antenna 2a (802.11g – Ch. 10) – 12Mbps

FCC ID: BCGA2926 IC: 579C-A2926		MEASUREMENT REPORT (CERTIFICATION)	Approved by: Technical Manager
Test Report S/N: 1C2311270070-14.BCG	Test Dates: 11/30/2023 - 2/23/2024	EUT Type: Tablet Device	Page 184 of 376

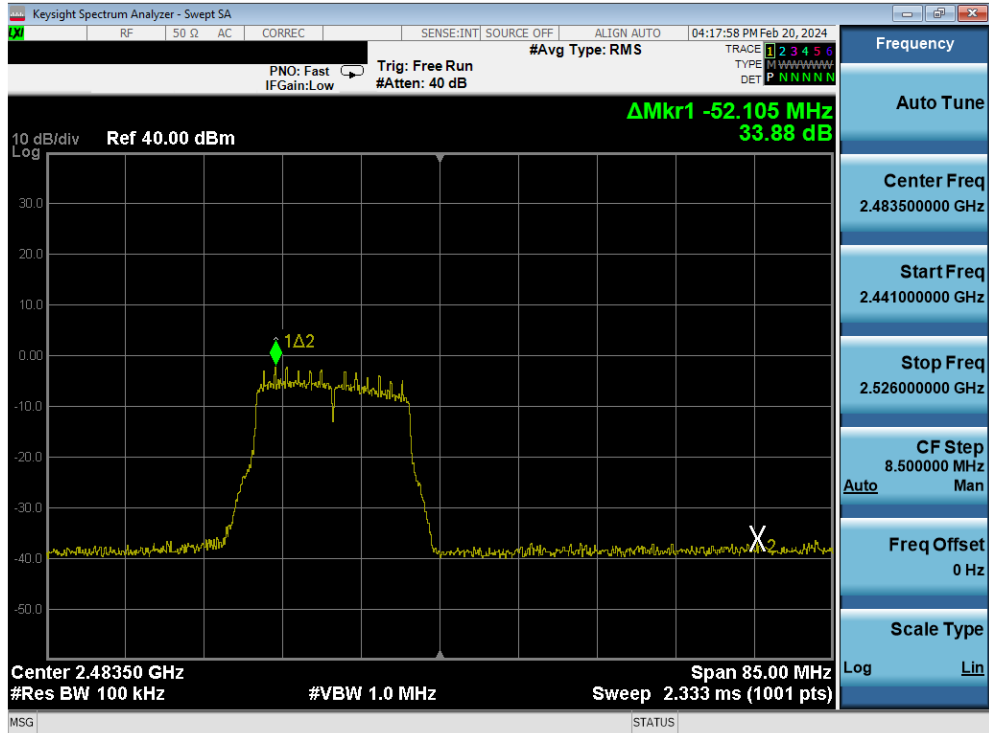


Plot 7-280. Band Edge Plot Antenna 2a (802.11g – Ch. 11) – 12Mbps

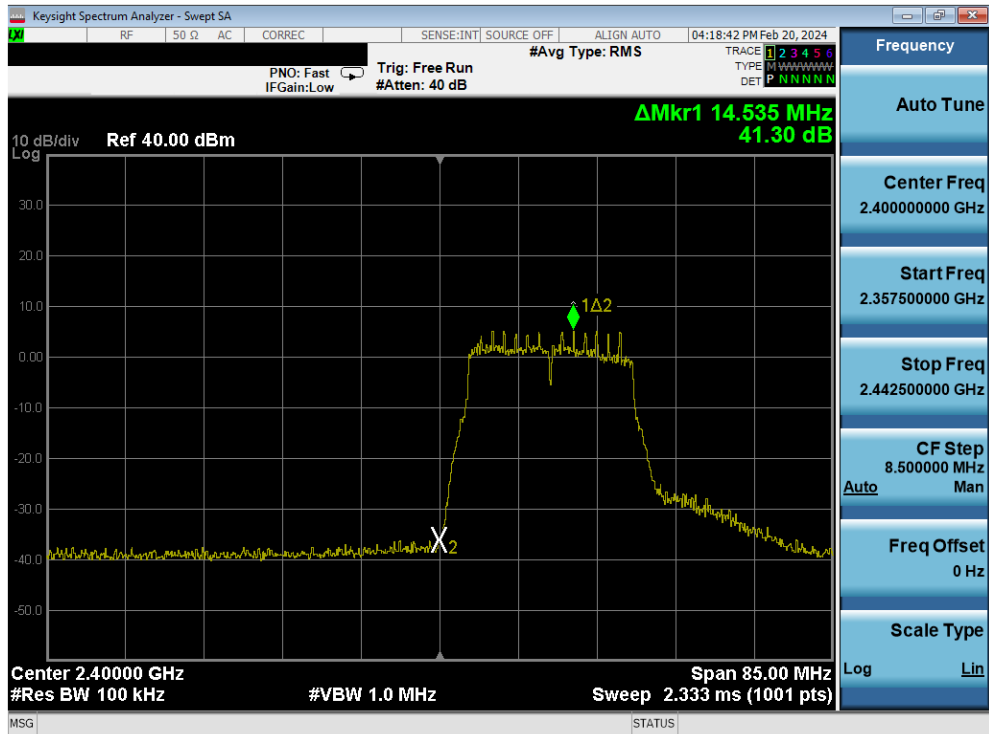


Plot 7-281. Band Edge Plot Antenna 2a (802.11g – Ch. 12) – 12Mbps

FCC ID: BCGA2926 IC: 579C-A2926		MEASUREMENT REPORT (CERTIFICATION)	Approved by: Technical Manager
Test Report S/N: 1C2311270070-14.BCG	Test Dates: 11/30/2023 - 2/23/2024	EUT Type: Tablet Device	Page 185 of 376

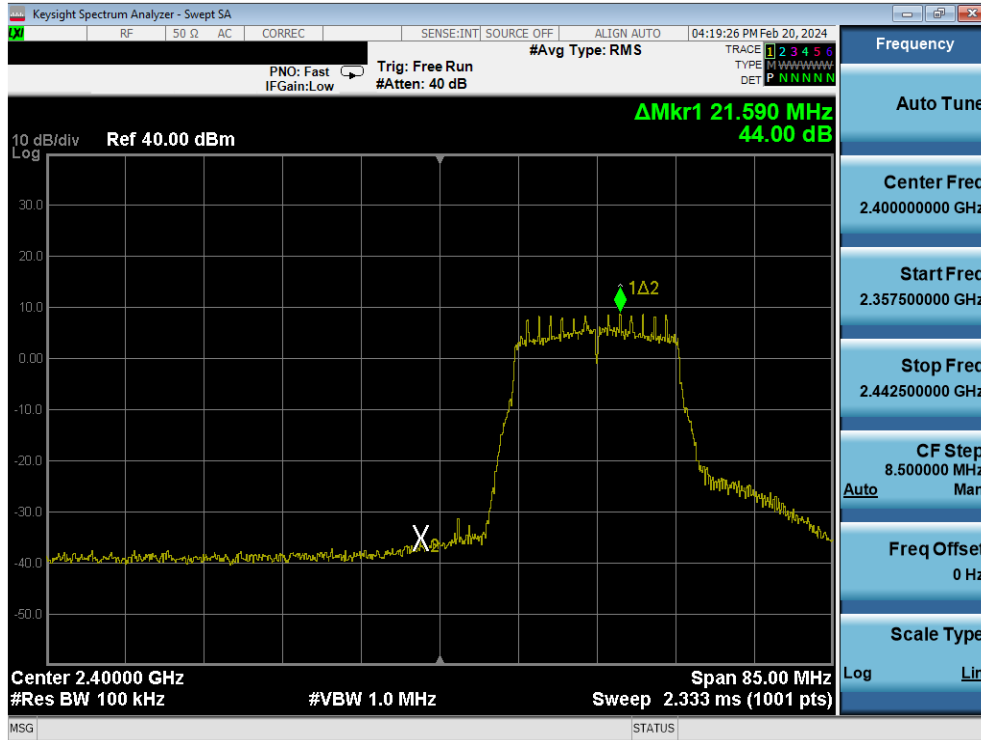


Plot 7-282. Band Edge Plot Antenna 2a (802.11g - Ch. 13) - 12Mbps

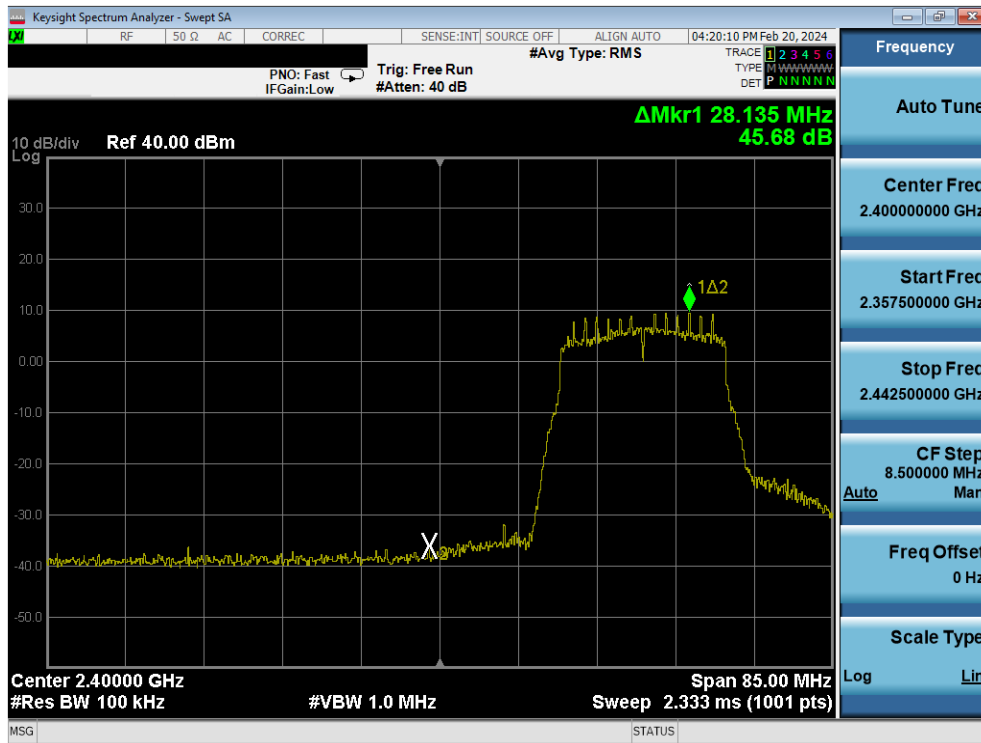


Plot 7-283. Band Edge Plot Antenna 2a (802.11n (2.4GHz) - Ch. 1) - MCS2

FCC ID: BCGA2926 IC: 579C-A2926		MEASUREMENT REPORT (CERTIFICATION)	Approved by: Technical Manager
Test Report S/N: 1C2311270070-14.BCG	Test Dates: 11/30/2023 - 2/23/2024	EUT Type: Tablet Device	Page 186 of 376



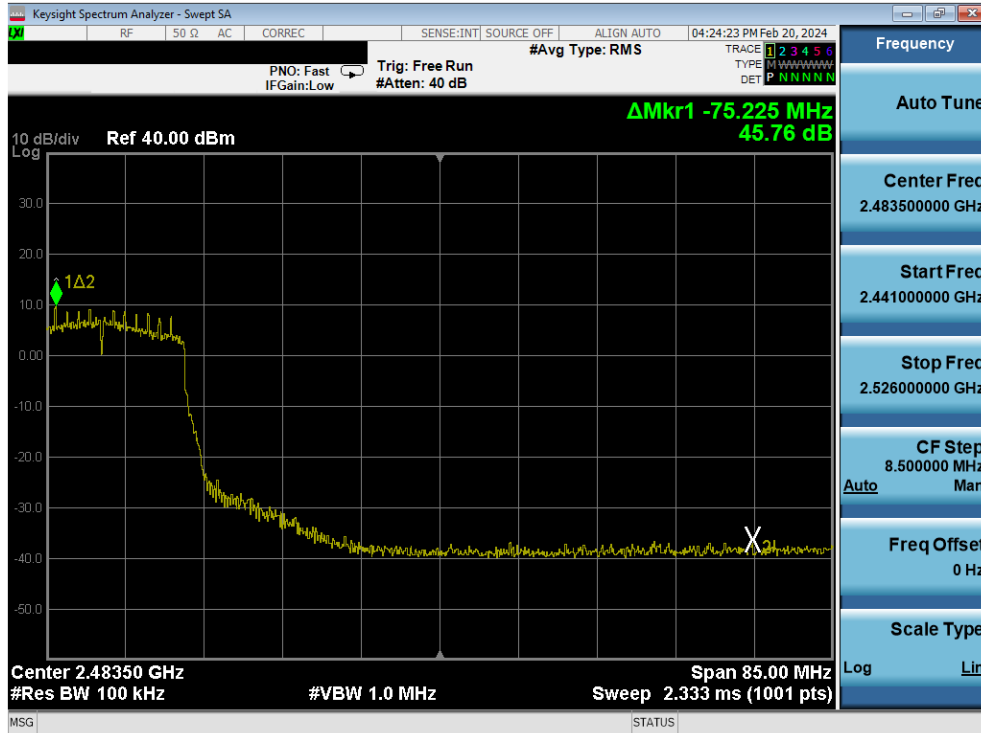
Plot 7-284. Band Edge Plot Antenna 2a (802.11n (2.4GHz) – Ch. 2) – MCS2



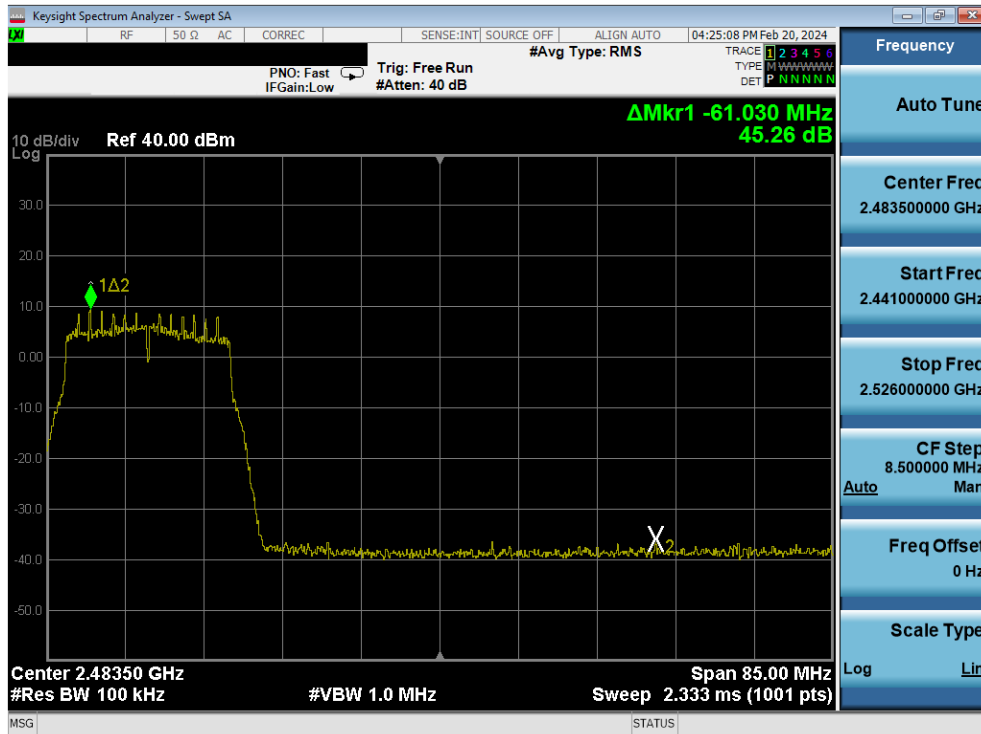
Plot 7-285. Band Edge Plot Antenna 2a (802.11n (2.4GHz) – Ch. 3) – MCS2

FCC ID: BCGA2926 IC: 579C-A2926		MEASUREMENT REPORT (CERTIFICATION)	Approved by: Technical Manager
Test Report S/N: 1C2311270070-14.BCG	Test Dates: 11/30/2023 - 2/23/2024	EUT Type: Tablet Device	Page 187 of 376



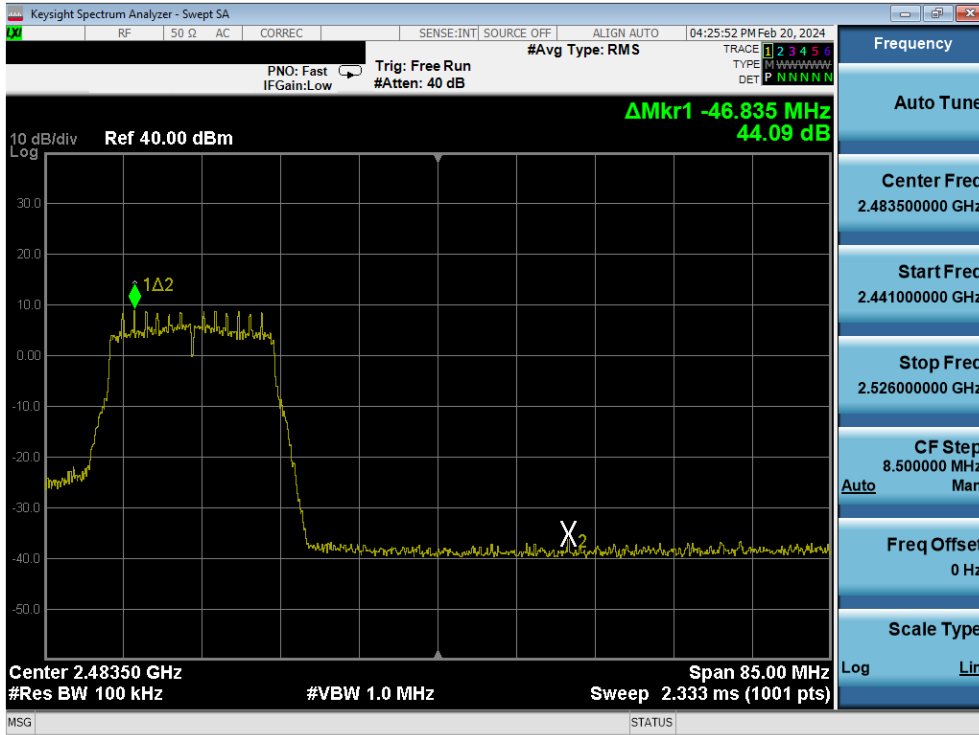


Plot 7-286. Band Edge Plot Antenna 2a (802.11n (2.4GHz) – Ch. 8) – MCS2

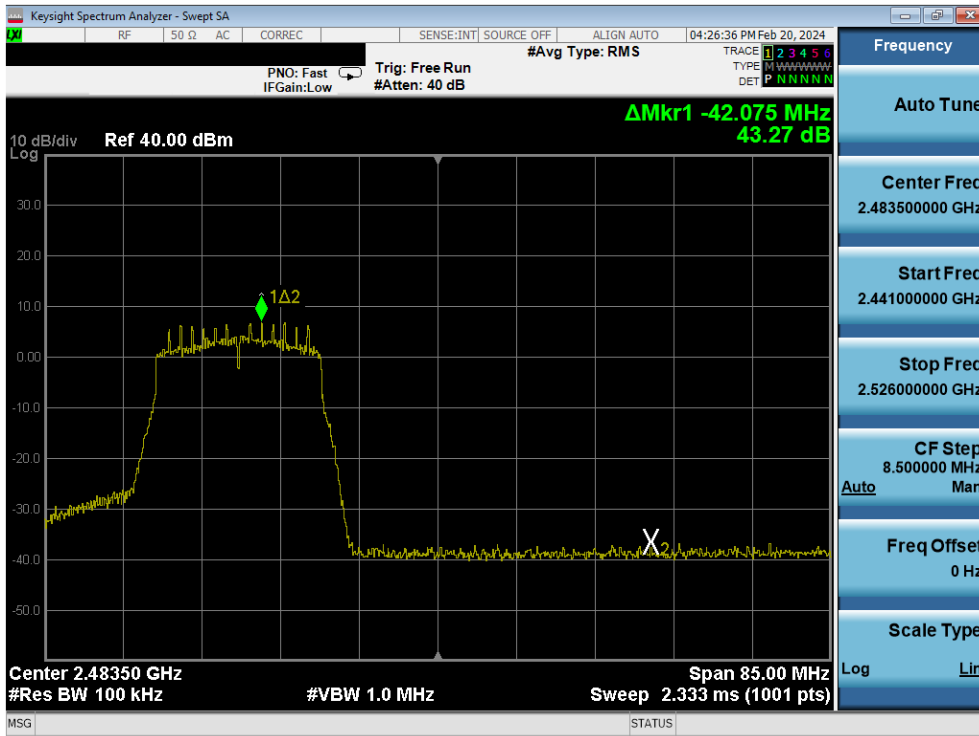


Plot 7-287. Band Edge Plot Antenna 2a (802.11n (2.4GHz) – Ch. 9) – MCS2

FCC ID: BCGA2926 IC: 579C-A2926		MEASUREMENT REPORT (CERTIFICATION)	Approved by: Technical Manager
Test Report S/N: 1C2311270070-14.BCG	Test Dates: 11/30/2023 - 2/23/2024	EUT Type: Tablet Device	Page 188 of 376

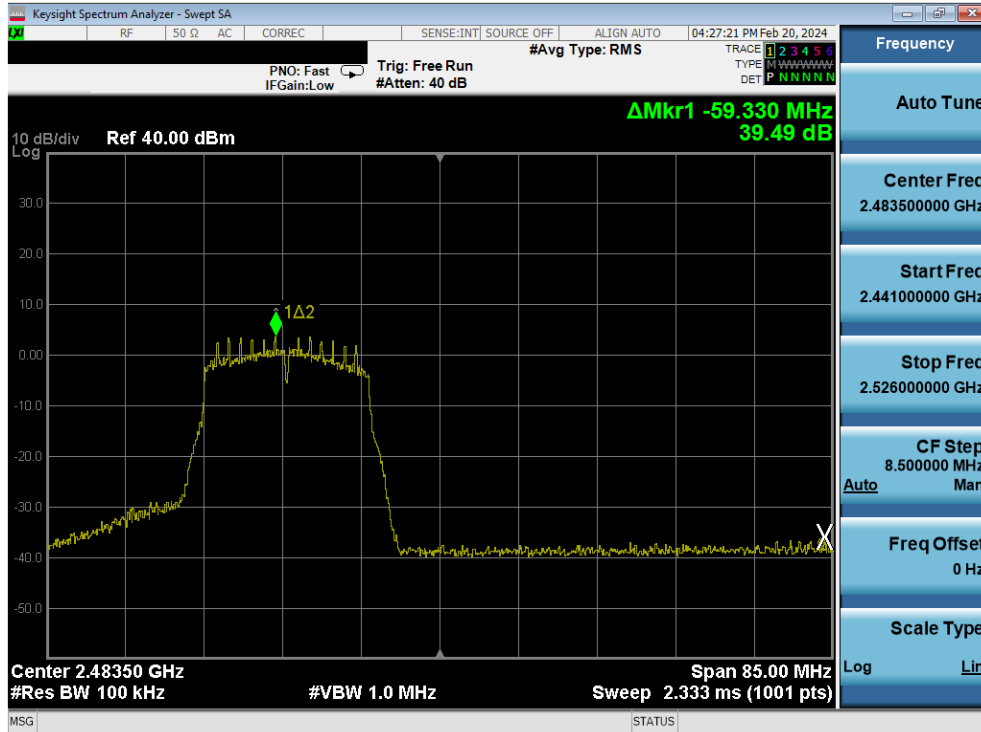


Plot 7-288. Band Edge Plot Antenna 2a (802.11n (2.4GHz) – Ch. 10) – MCS2

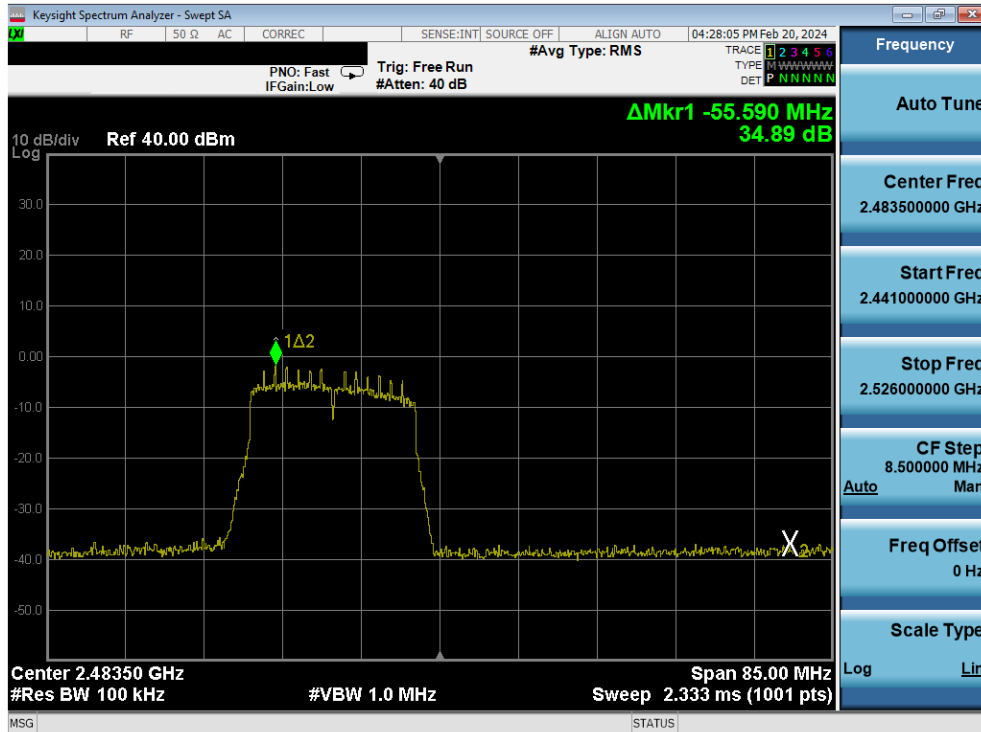


Plot 7-289. Band Edge Plot Antenna 2a (802.11n (2.4GHz) – Ch. 11) – MCS2

FCC ID: BCGA2926 IC: 579C-A2926		MEASUREMENT REPORT (CERTIFICATION)	Approved by: Technical Manager
Test Report S/N: 1C2311270070-14.BCG			Test Dates: 11/30/2023 - 2/23/2024

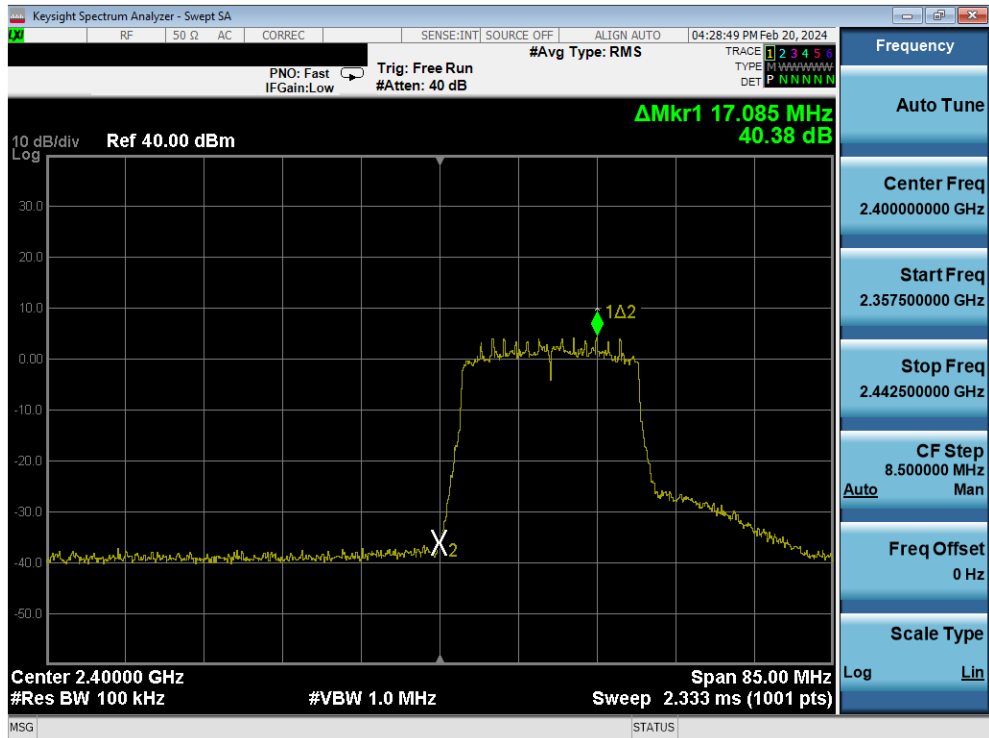


Plot 7-290. Band Edge Plot Antenna 2a (802.11n (2.4GHz) – Ch. 12) – MCS2

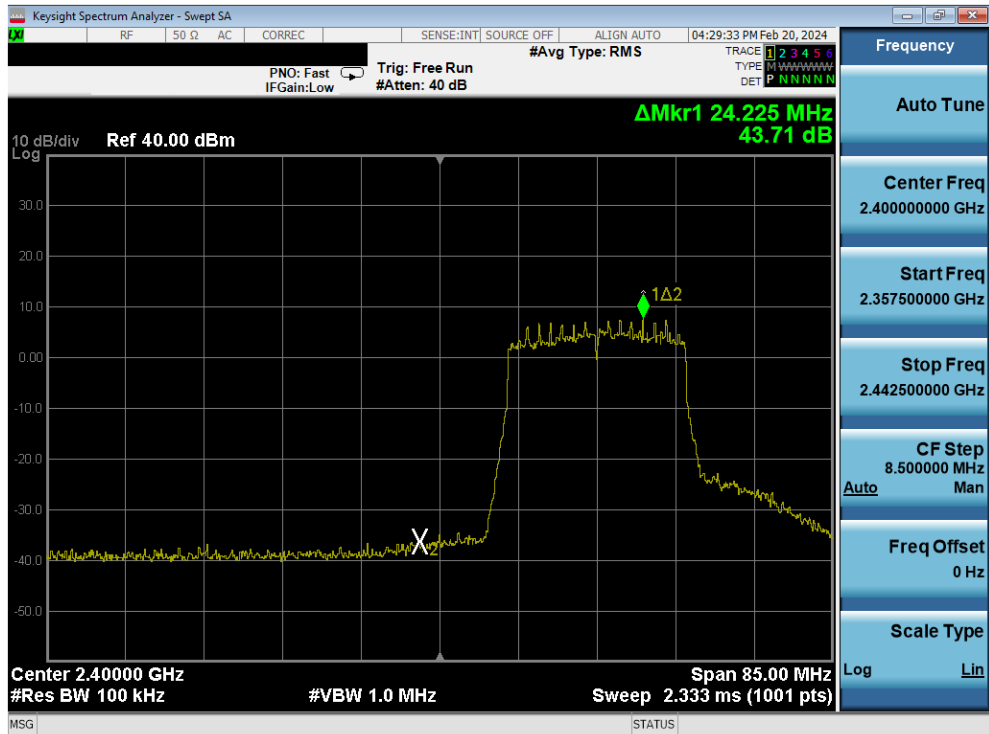


Plot 7-291. Band Edge Plot Antenna 2a (802.11n (2.4GHz) – Ch. 13) – MCS2

FCC ID: BCGA2926 IC: 579C-A2926		MEASUREMENT REPORT (CERTIFICATION)	Approved by: Technical Manager
Test Report S/N: 1C2311270070-14.BCG	Test Dates: 11/30/2023 - 2/23/2024	EUT Type: Tablet Device	Page 190 of 376

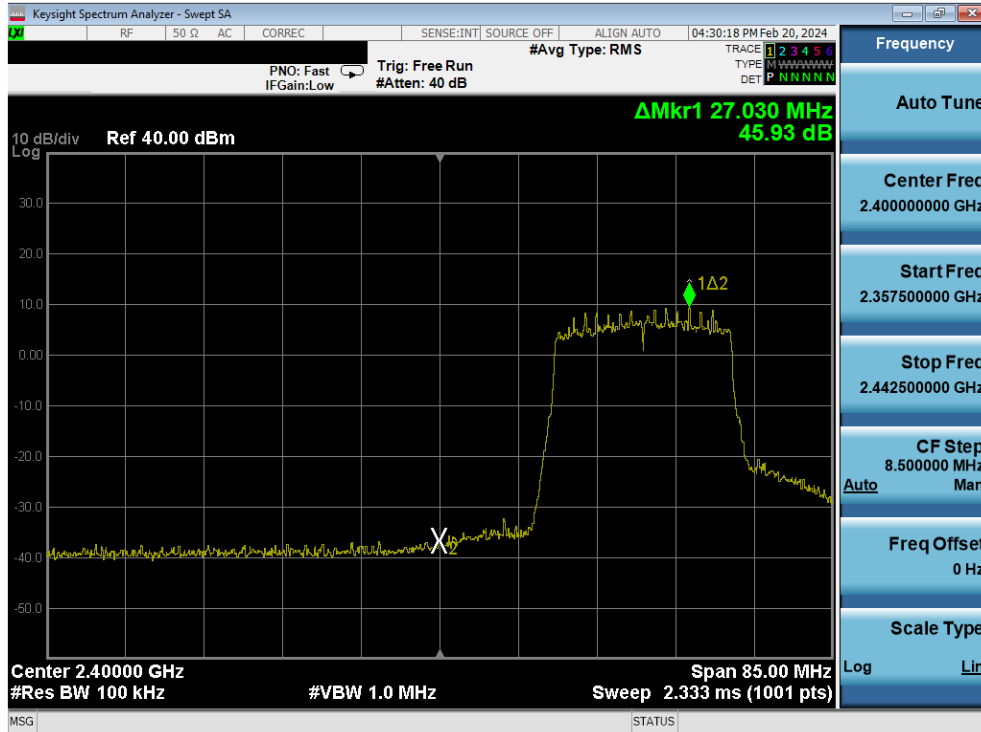


Plot 7-292. Band Edge Plot Antenna 2a (802.11ax (SU - 2.4GHz) – Ch. 1) – MCS2

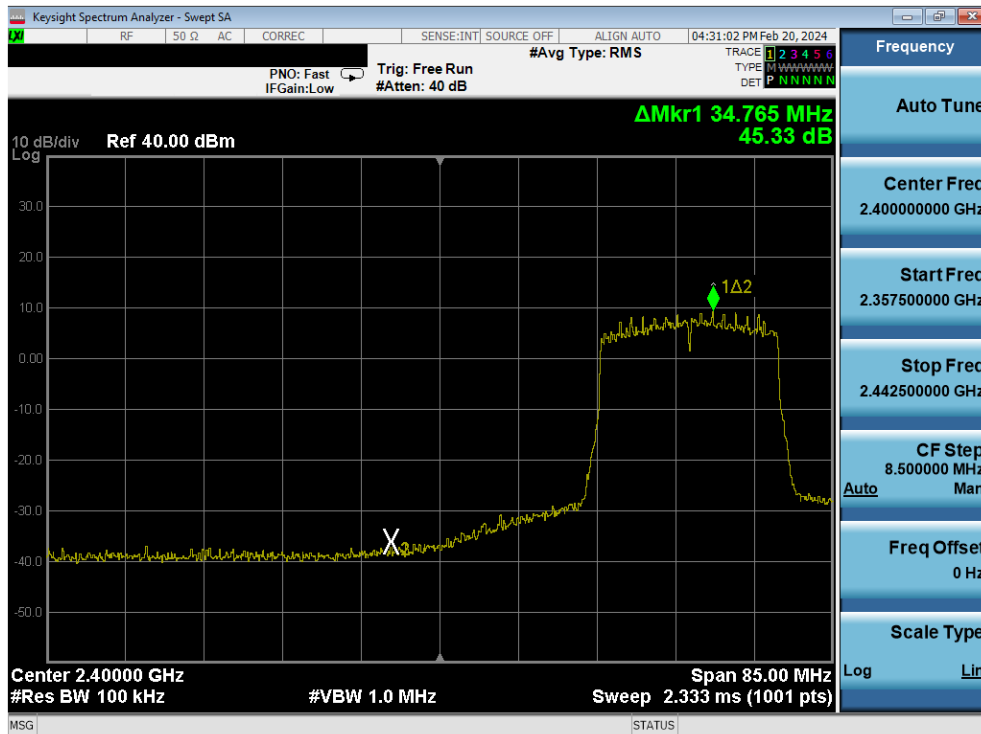


Plot 7-293. Band Edge Plot Antenna 2a (802.11ax (SU - 2.4GHz) – Ch. 2) – MCS2

FCC ID: BCGA2926 IC: 579C-A2926		MEASUREMENT REPORT (CERTIFICATION)	Approved by: Technical Manager
Test Report S/N: 1C2311270070-14.BCG	Test Dates: 11/30/2023 - 2/23/2024	EUT Type: Tablet Device	Page 191 of 376

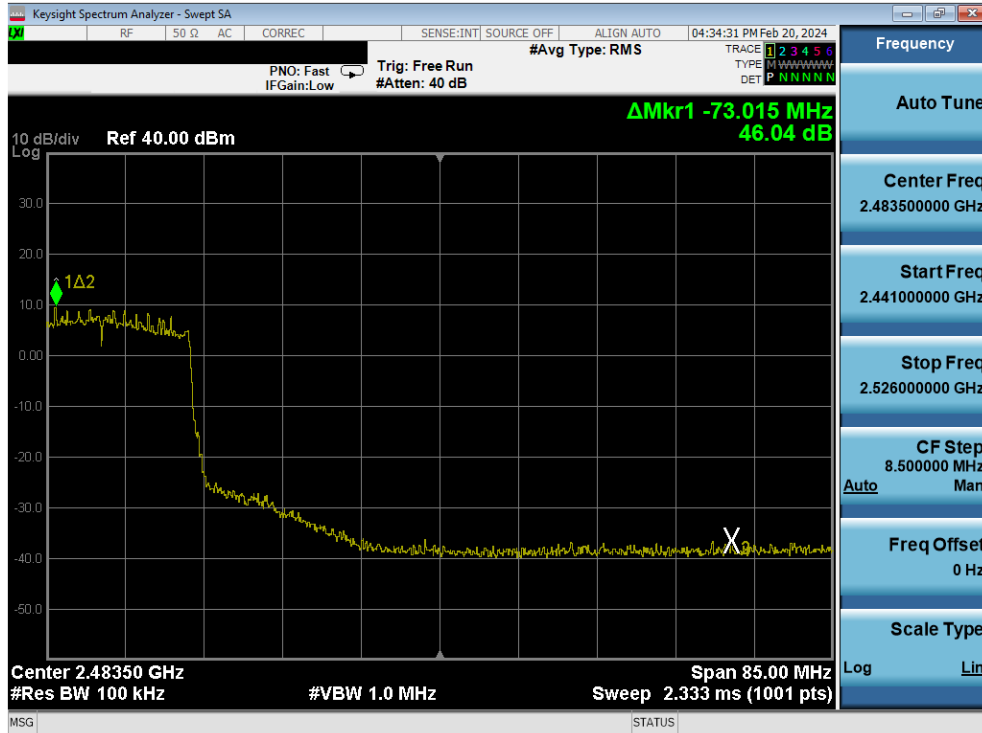


Plot 7-294. Band Edge Plot Antenna 2a (802.11ax (SU - 2.4GHz) – Ch. 3) – MCS2

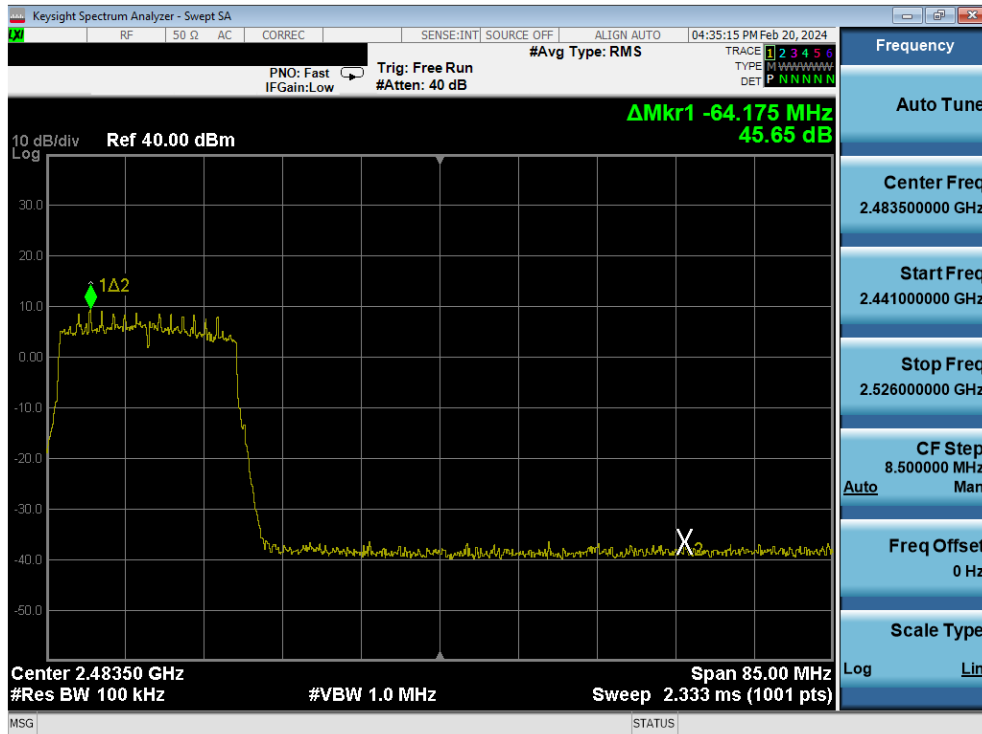


Plot 7-295. Band Edge Plot Antenna 2a (802.11ax (SU - 2.4GHz) – Ch. 4) – MCS2

FCC ID: BCGA2926 IC: 579C-A2926		MEASUREMENT REPORT (CERTIFICATION)	Approved by: Technical Manager
Test Report S/N: 1C2311270070-14.BCG	Test Dates: 11/30/2023 - 2/23/2024	EUT Type: Tablet Device	Page 192 of 376

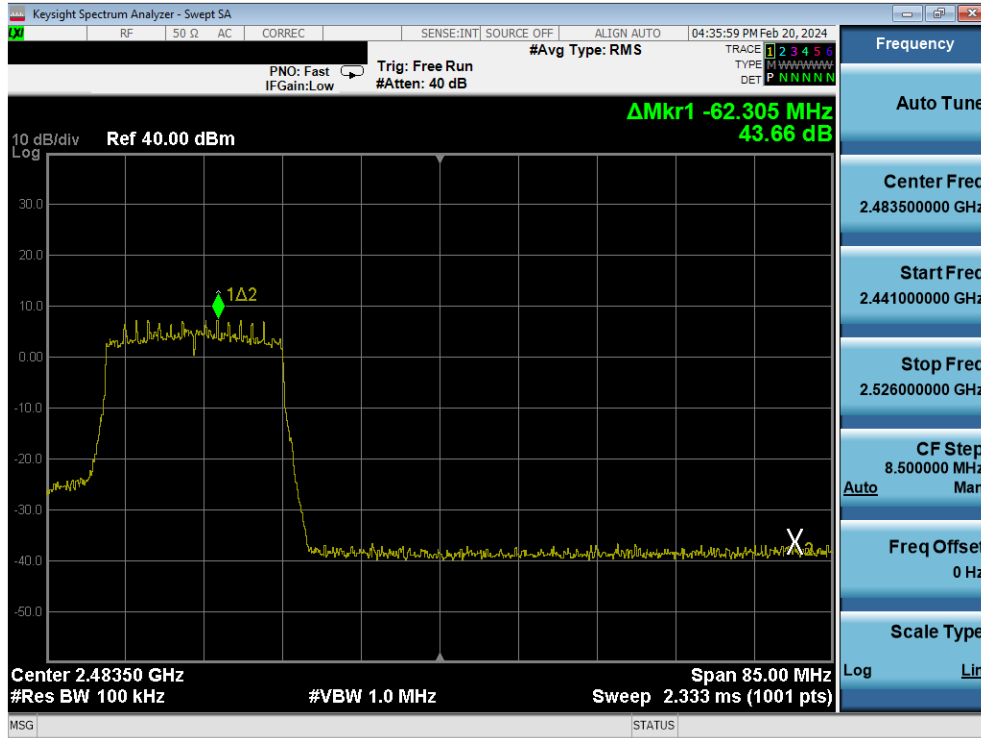


Plot 7-296. Band Edge Plot Antenna 2a (802.11ax (SU - 2.4GHz) – Ch. 8) – MCS2

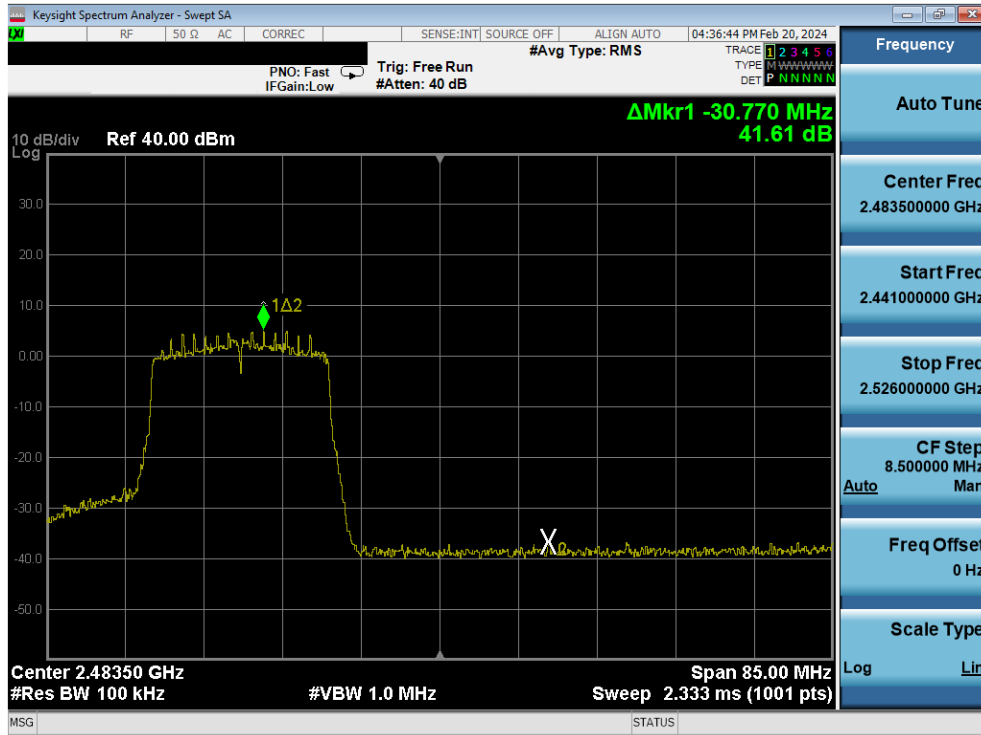


Plot 7-297. Band Edge Plot Antenna 2a (802.11ax (SU - 2.4GHz) – Ch. 9) – MCS2

FCC ID: BCGA2926 IC: 579C-A2926		MEASUREMENT REPORT (CERTIFICATION)	Approved by: Technical Manager
Test Report S/N: 1C2311270070-14.BCG	Test Dates: 11/30/2023 - 2/23/2024	EUT Type: Tablet Device	Page 193 of 376

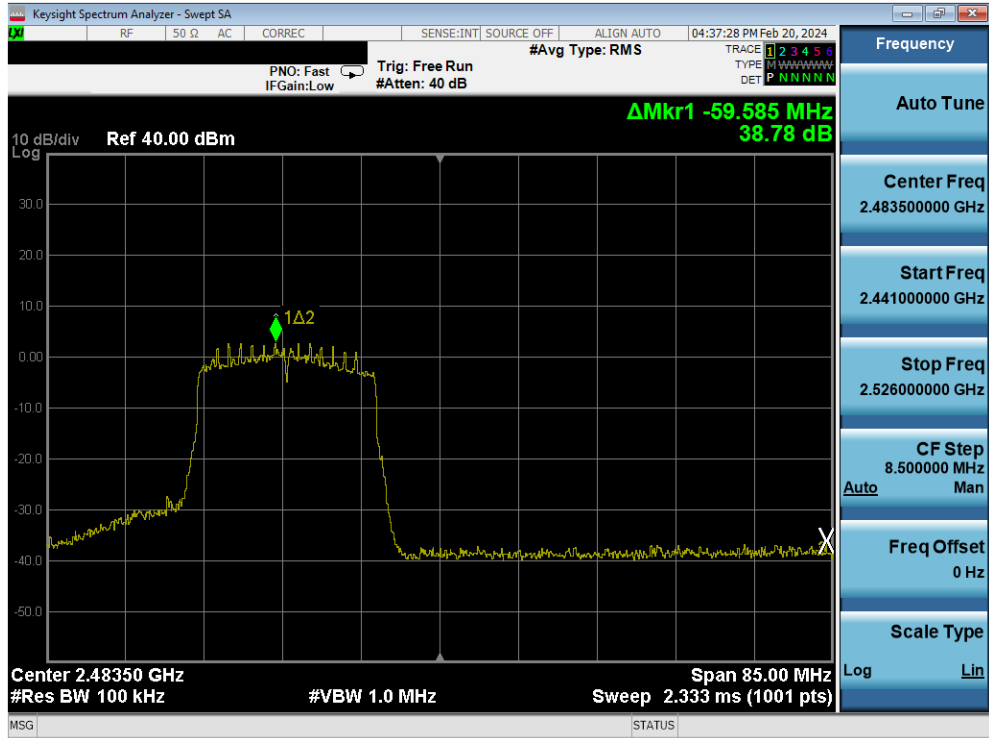


Plot 7-298. Band Edge Plot Antenna 2a (802.11ax (SU - 2.4GHz) – Ch. 10) – MCS2



Plot 7-299. Band Edge Plot Antenna 2a (802.11ax (SU - 2.4GHz) – Ch. 11) – MCS2

FCC ID: BCGA2926 IC: 579C-A2926		MEASUREMENT REPORT (CERTIFICATION)	Approved by: Technical Manager
Test Report S/N: 1C2311270070-14.BCG	Test Dates: 11/30/2023 - 2/23/2024	EUT Type: Tablet Device	Page 194 of 376

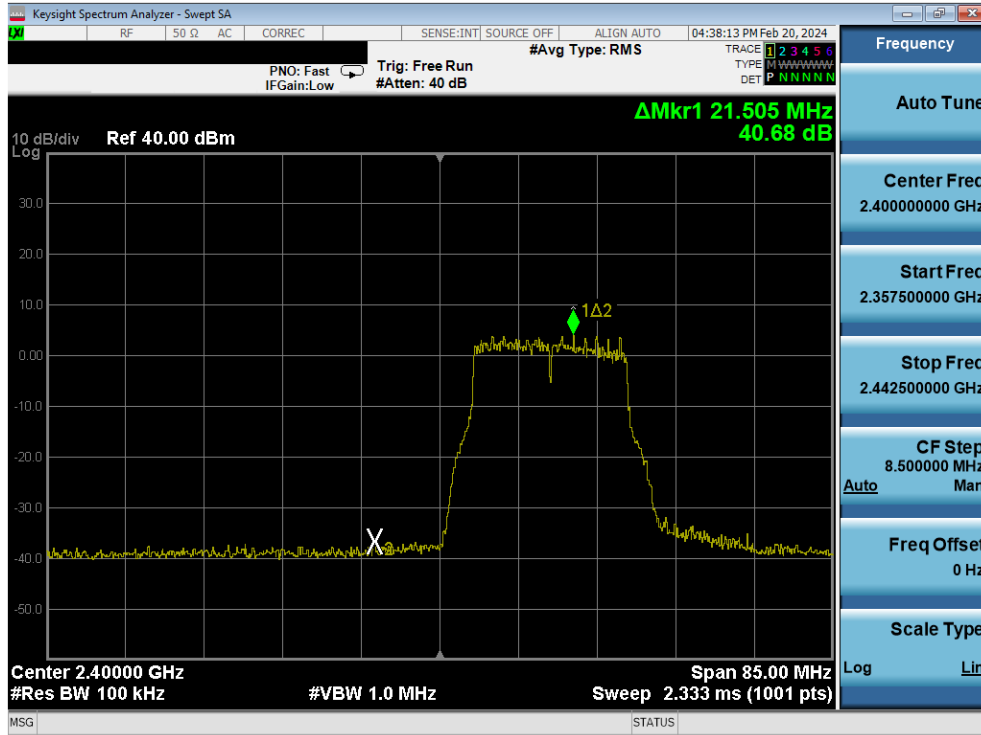


Plot 7-300. Band Edge Plot Antenna 2a (802.11ax (SU - 2.4GHz) – Ch. 12) – MCS2

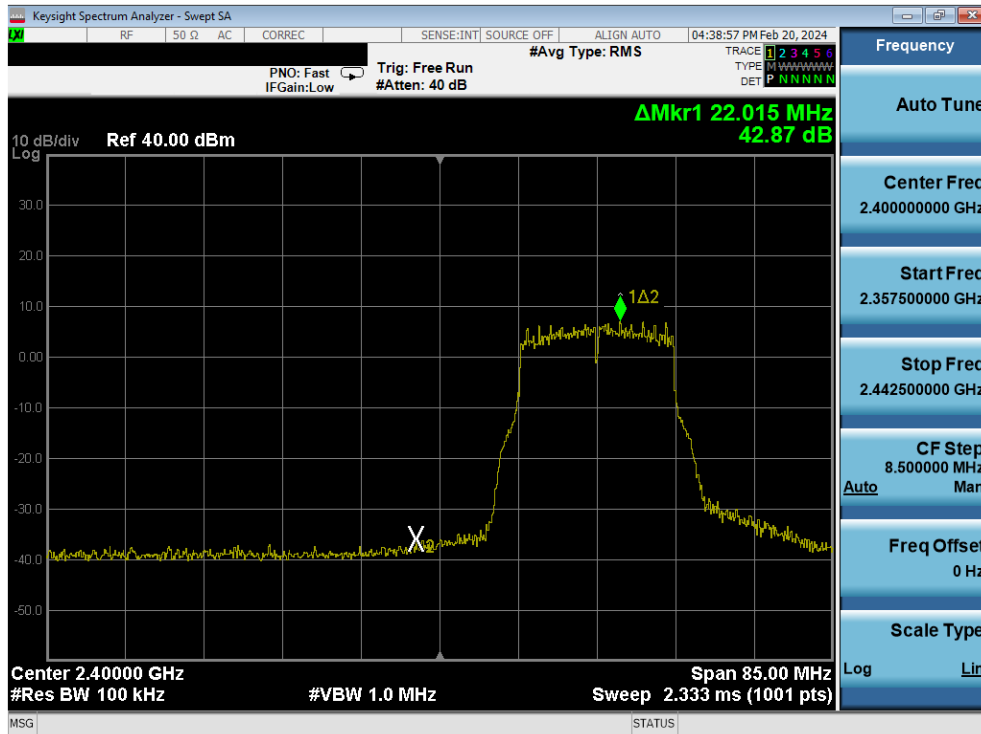
FCC ID: BCGA2926 IC: 579C-A2926		MEASUREMENT REPORT (CERTIFICATION)	Approved by: Technical Manager
Test Report S/N: 1C2311270070-14.BCG	Test Dates: 11/30/2023 - 2/23/2024	EUT Type: Tablet Device	Page 195 of 376



Mid Rate

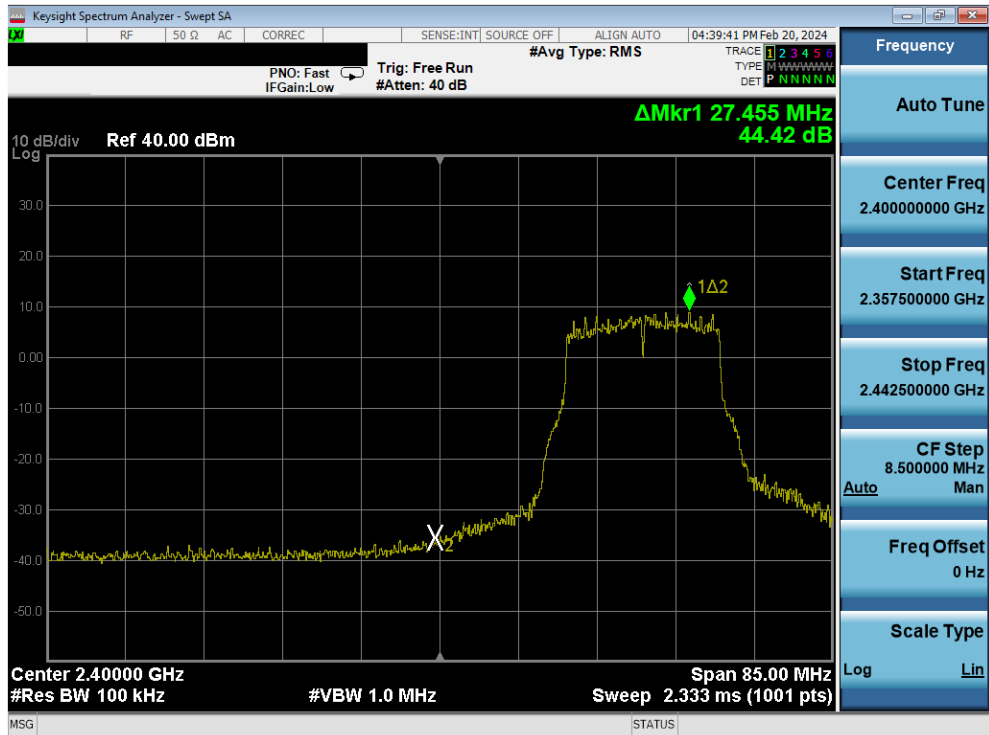


Plot 7-301. Band Edge Plot Antenna 2a (802.11g – Ch. 1) – 24Mbps

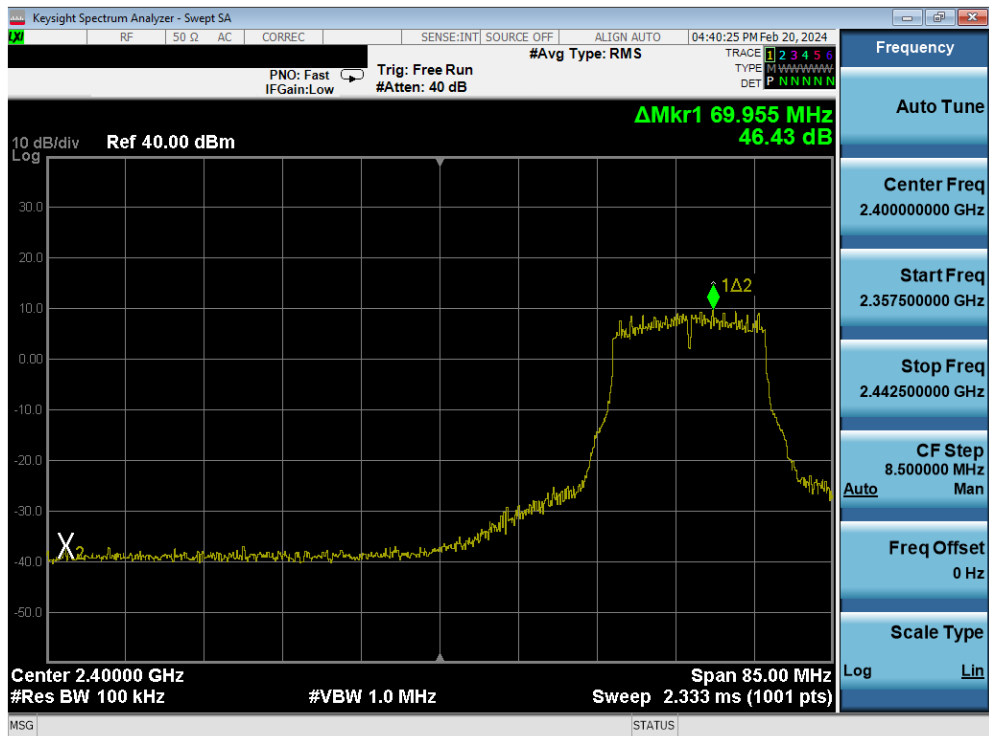


Plot 7-302. Band Edge Plot Antenna 2a (802.11g – Ch. 2) – 24Mbps

FCC ID: BCGA2926 IC: 579C-A2926		MEASUREMENT REPORT (CERTIFICATION)	Approved by: Technical Manager
Test Report S/N: 1C2311270070-14.BCG	Test Dates: 11/30/2023 - 2/23/2024	EUT Type: Tablet Device	Page 196 of 376

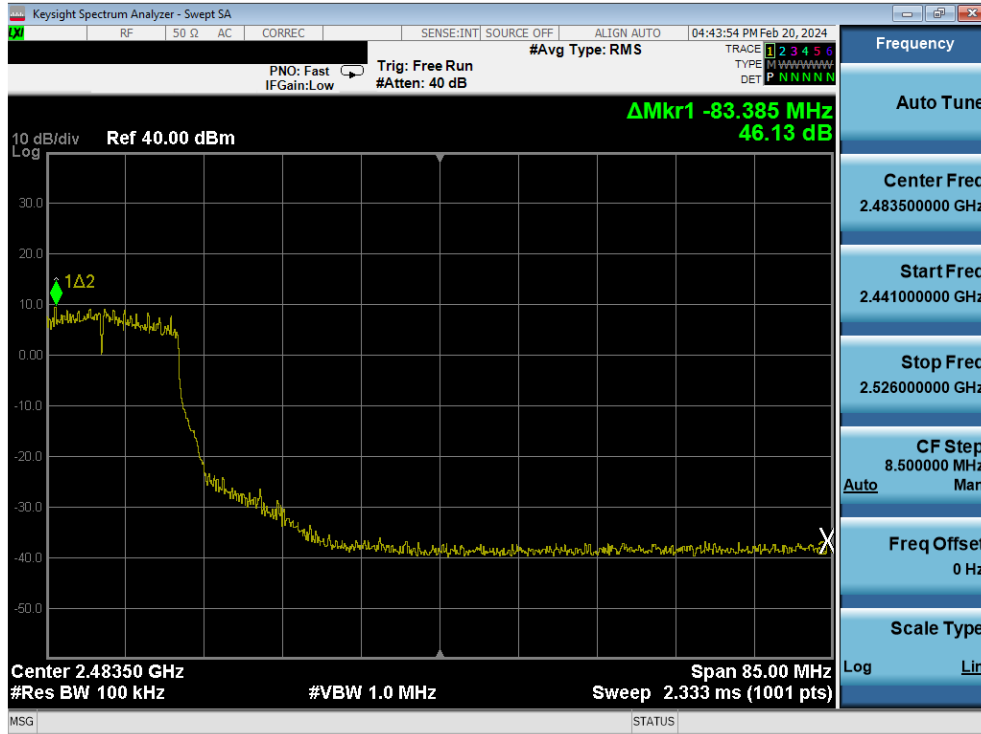


Plot 7-303. Band Edge Plot Antenna 2a (802.11g - Ch. 3) - 24Mbps

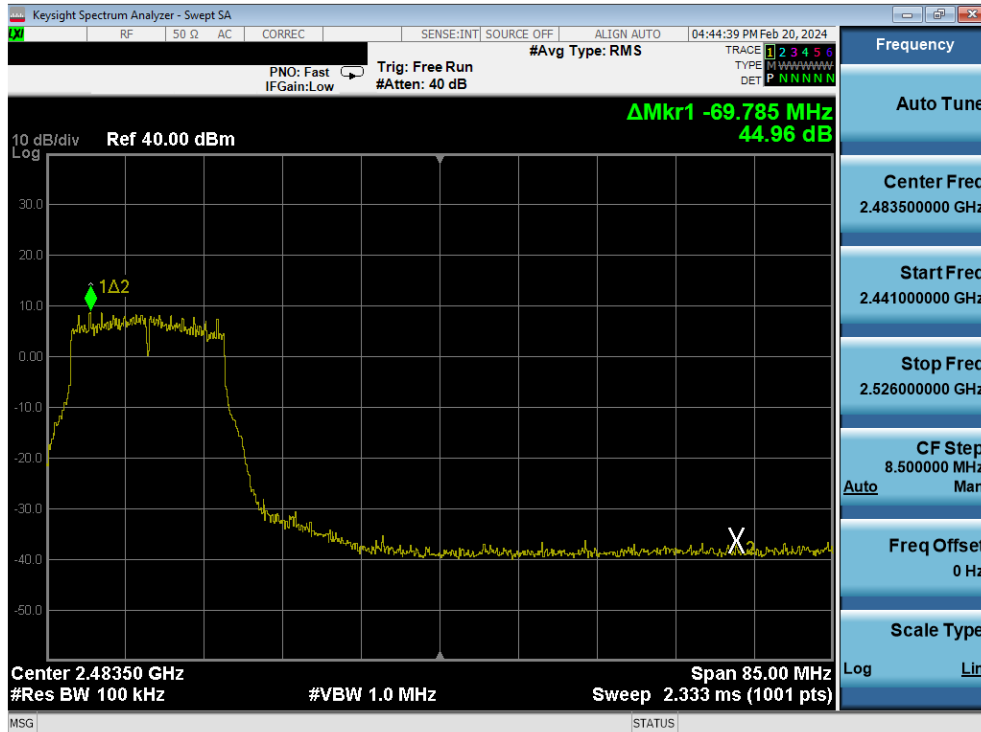


Plot 7-304. Band Edge Plot Antenna 2a (802.11g - Ch. 4) - 24Mbps

FCC ID: BCGA2926 IC: 579C-A2926		MEASUREMENT REPORT (CERTIFICATION)	Approved by: Technical Manager
Test Report S/N: 1C2311270070-14.BCG	Test Dates: 11/30/2023 - 2/23/2024	EUT Type: Tablet Device	Page 197 of 376

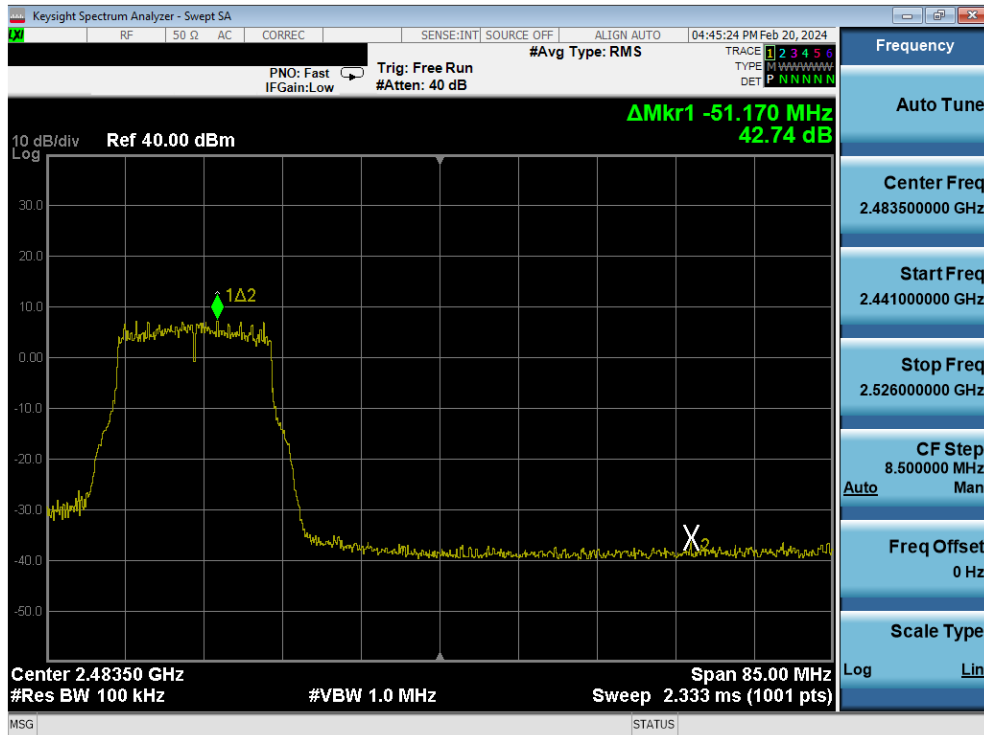


Plot 7-305. Band Edge Plot Antenna 2a (802.11g – Ch. 8) – 24Mbps

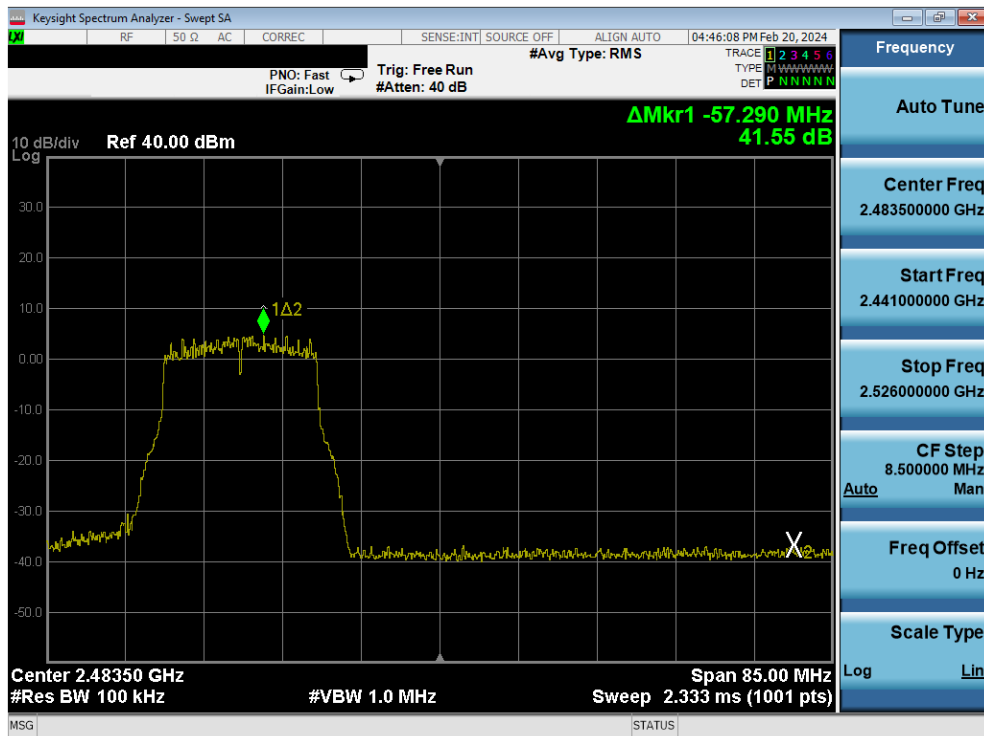


Plot 7-306. Band Edge Plot Antenna 2a (802.11g – Ch. 9) – 24Mbps

FCC ID: BCGA2926 IC: 579C-A2926		MEASUREMENT REPORT (CERTIFICATION)	Approved by: Technical Manager
Test Report S/N: 1C2311270070-14.BCG	Test Dates: 11/30/2023 - 2/23/2024	EUT Type: Tablet Device	Page 198 of 376

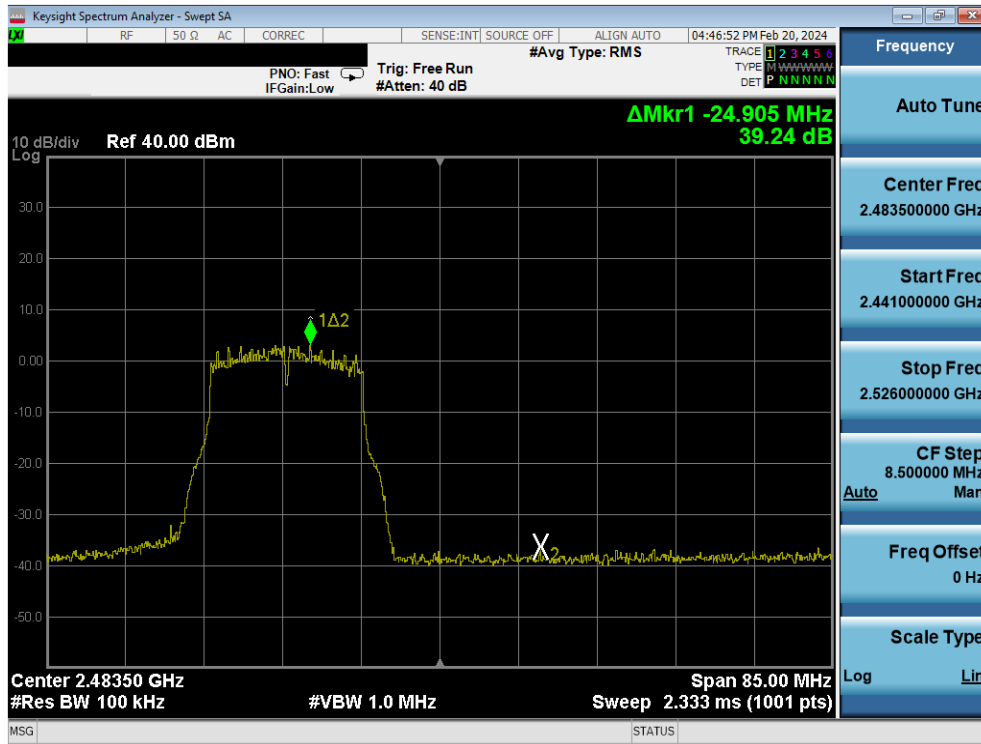


Plot 7-307. Band Edge Plot Antenna 2a (802.11g – Ch. 10) – 24Mbps

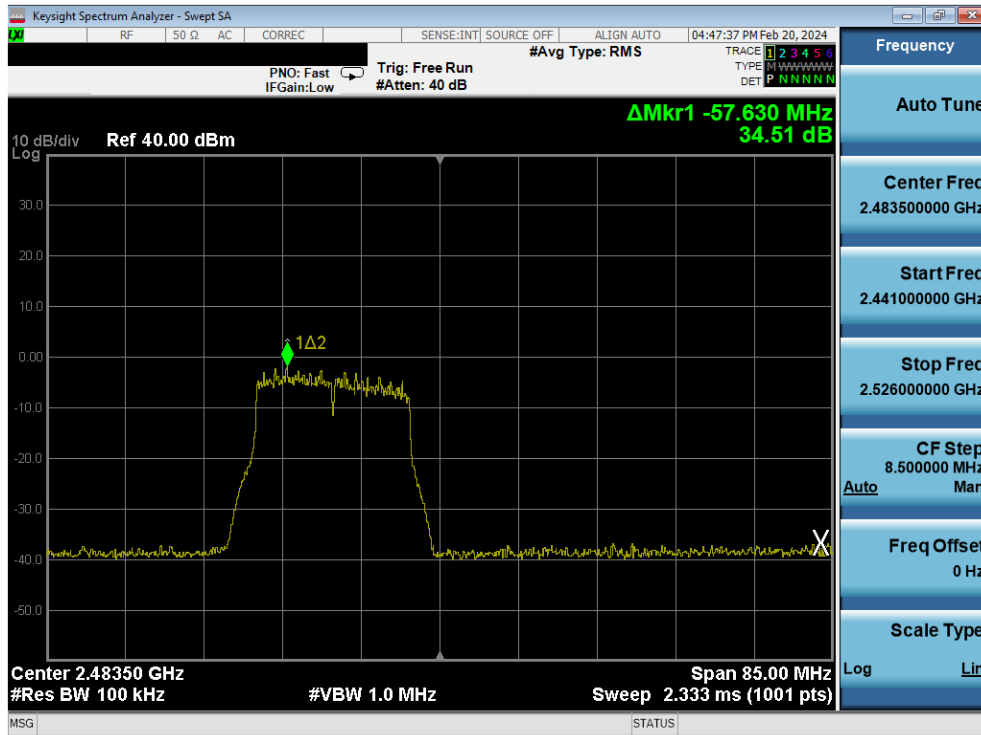


Plot 7-308. Band Edge Plot Antenna 2a (802.11g – Ch. 11) – 24Mbps

<b>FCC ID:</b> BCGA2926 <b>IC:</b> 579C-A2926		<b>MEASUREMENT REPORT (CERTIFICATION)</b>	<b>Approved by:</b> Technical Manager
<b>Test Report S/N:</b> 1C2311270070-14.BCG	<b>Test Dates:</b> 11/30/2023 - 2/23/2024	<b>EUT Type:</b> Tablet Device	Page 199 of 376



Plot 7-309. Band Edge Plot Antenna 2a (802.11g – Ch. 12) – 24Mbps

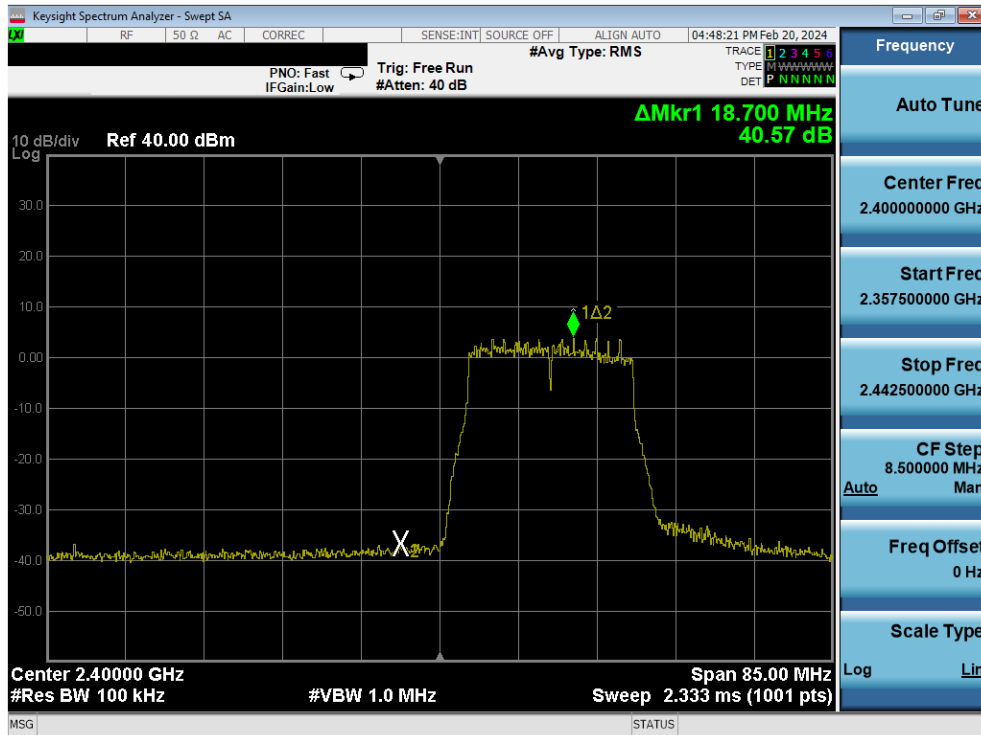


Plot 7-310. Band Edge Plot Antenna 2a (802.11g – Ch. 13) – 24Mbps

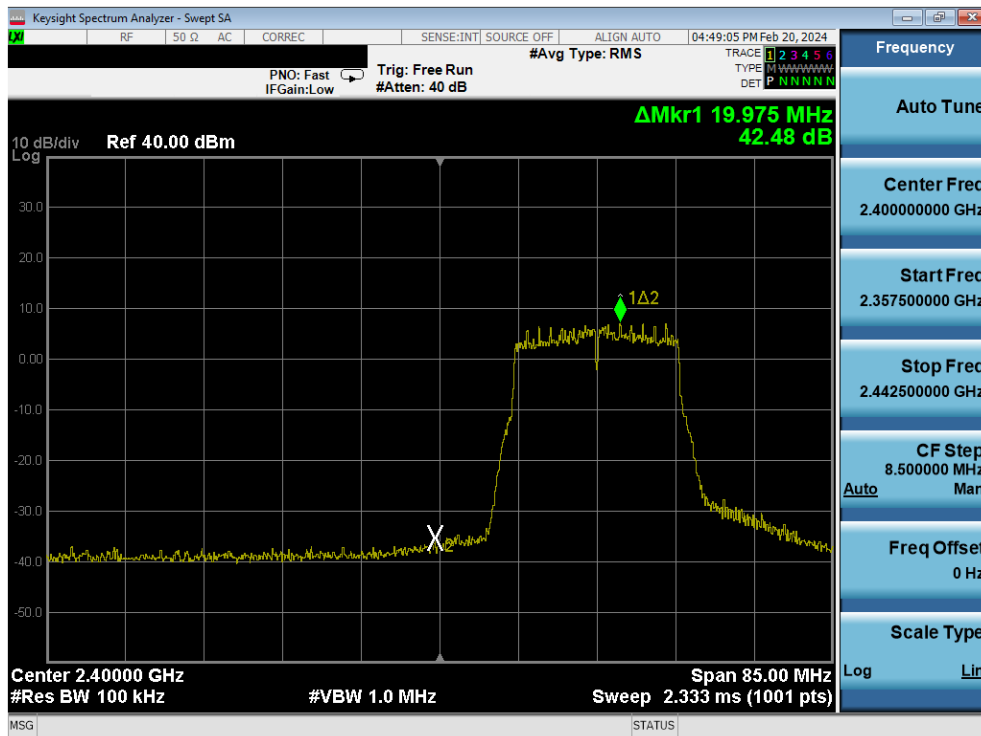
FCC ID: BCGA2926 IC: 579C-A2926		MEASUREMENT REPORT (CERTIFICATION)	Approved by: Technical Manager
Test Report S/N: 1C2311270070-14.BCG	Test Dates: 11/30/2023 - 2/23/2024	EUT Type: Tablet Device	Page 200 of 376

V 10.6 09/14/2023

Unless otherwise specified, no part of this report may be reproduced or utilized in any part, form or by any means, electronic or mechanical, including photocopying and microfilm, without permission in writing from Element Materials Technology. If you have any questions about this or have an enquiry about obtaining additional rights to this report or assembly of contents thereof, please contact [ct.info@element.com](mailto:ct.info@element.com).

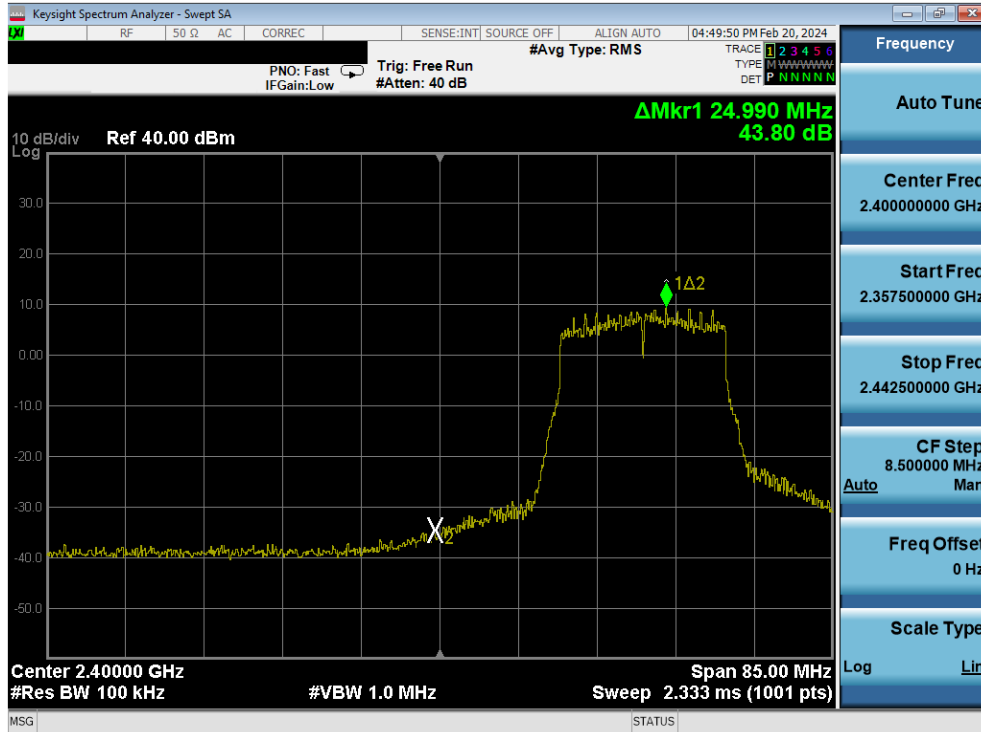


Plot 7-311. Band Edge Plot Antenna 2a (802.11n (2.4GHz) – Ch. 1) – MCS4

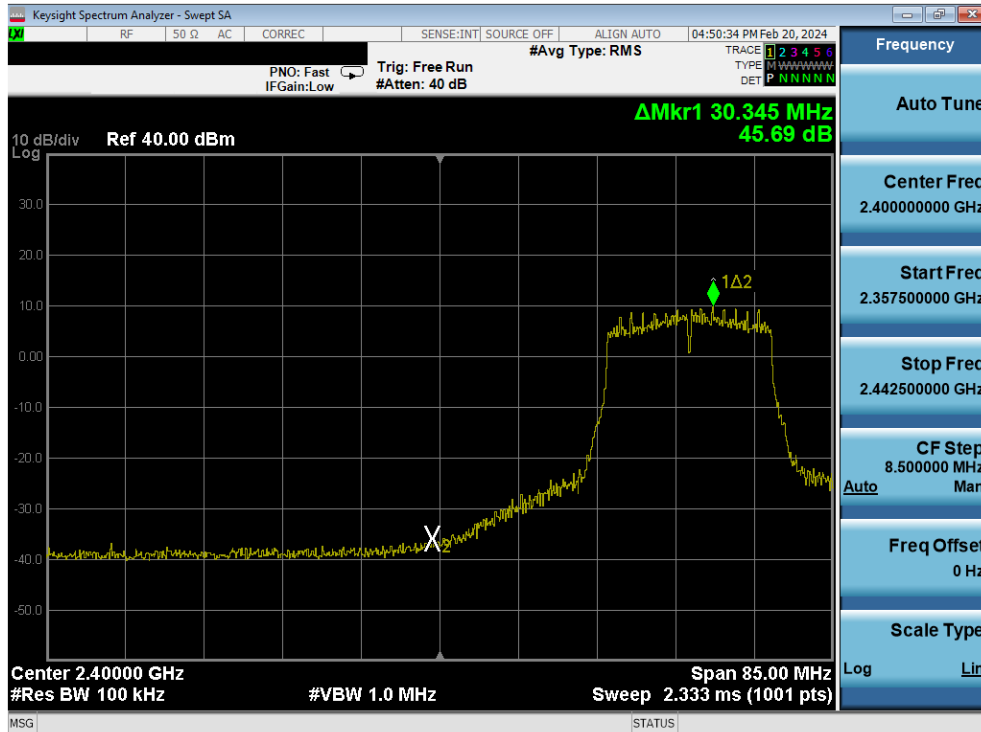


Plot 7-312. Band Edge Plot Antenna 2a (802.11n (2.4GHz) – Ch. 2) – MCS4

FCC ID: BCGA2926 IC: 579C-A2926		MEASUREMENT REPORT (CERTIFICATION)	Approved by: Technical Manager
Test Report S/N: 1C2311270070-14.BCG			Test Dates: 11/30/2023 - 2/23/2024

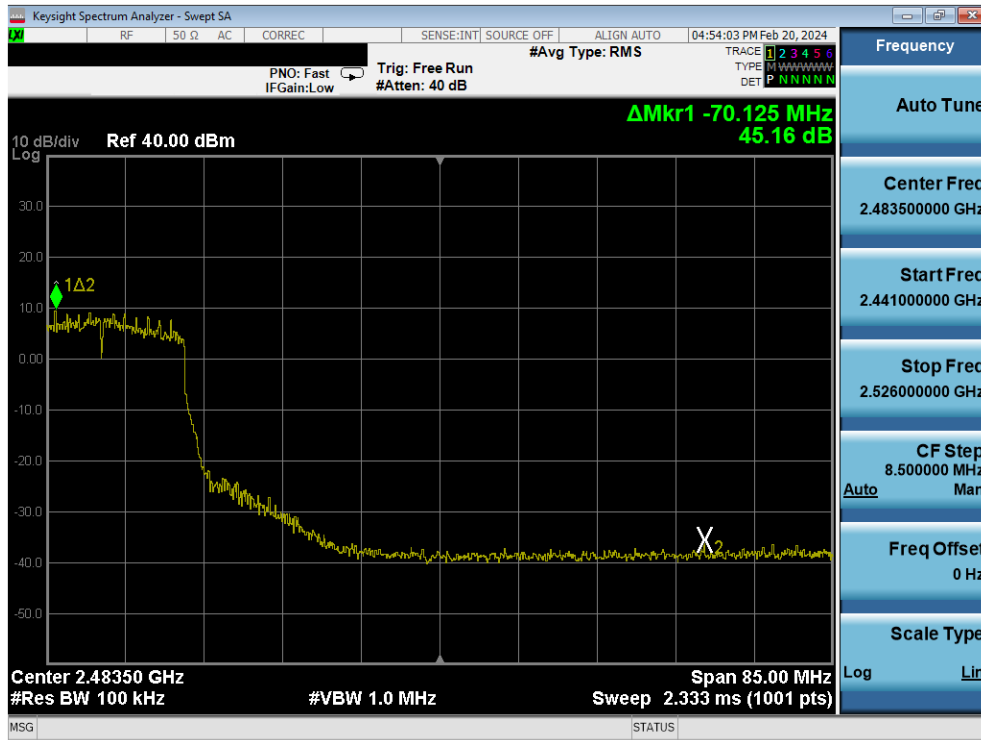


Plot 7-313. Band Edge Plot Antenna 2a (802.11n (2.4GHz) – Ch. 3) – MCS4

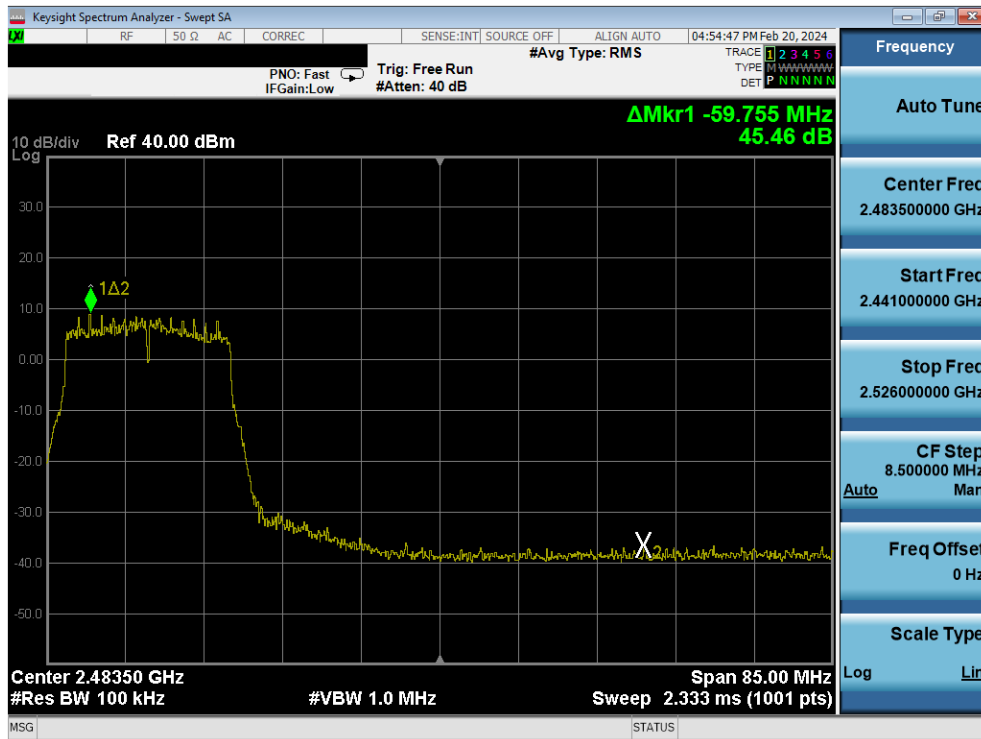


Plot 7-314. Band Edge Plot Antenna 2a (802.11n (2.4GHz) – Ch. 4) – MCS4

FCC ID: BCGA2926 IC: 579C-A2926		MEASUREMENT REPORT (CERTIFICATION)	Approved by: Technical Manager
Test Report S/N: 1C2311270070-14.BCG	Test Dates: 11/30/2023 - 2/23/2024	EUT Type: Tablet Device	Page 202 of 376



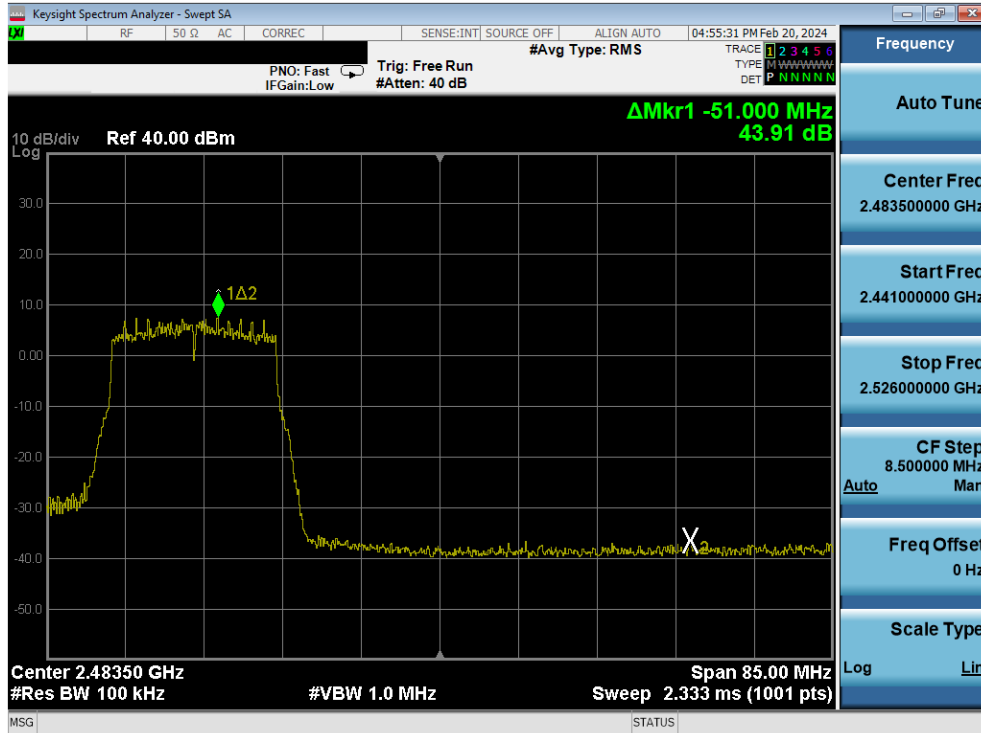
Plot 7-315. Band Edge Plot Antenna 2a (802.11n (2.4GHz) – Ch. 8) – MCS4



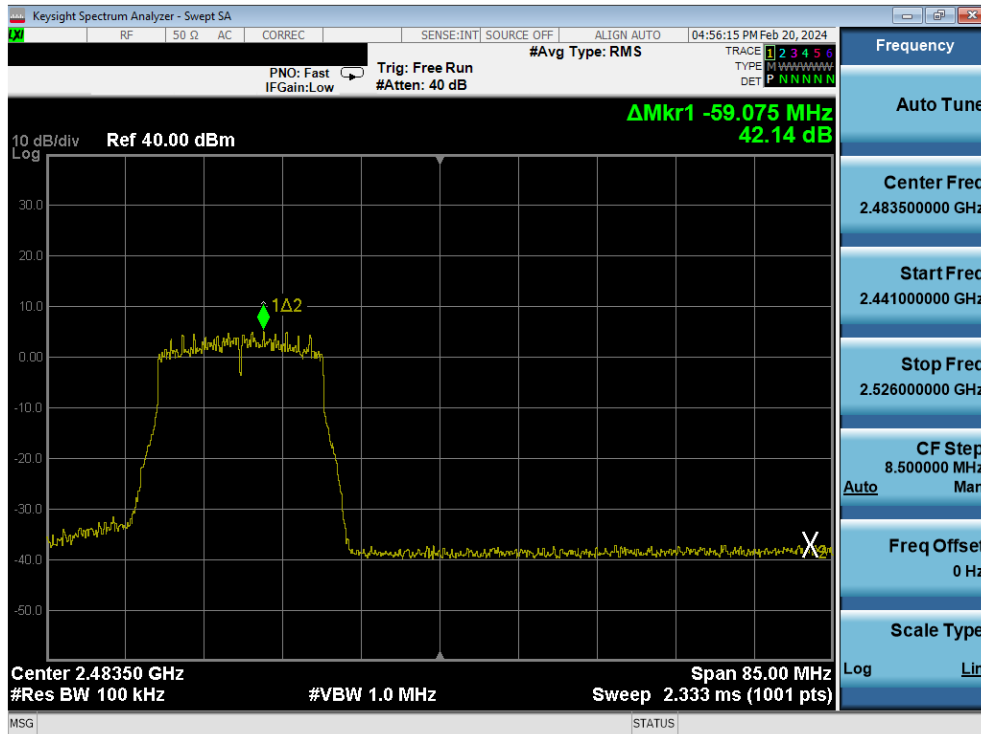
Plot 7-316. Band Edge Plot Antenna 2a (802.11n (2.4GHz) – Ch. 9) – MCS4

FCC ID: BCGA2926 IC: 579C-A2926		MEASUREMENT REPORT (CERTIFICATION)	Approved by: Technical Manager
Test Report S/N: 1C2311270070-14.BCG	Test Dates: 11/30/2023 - 2/23/2024	EUT Type: Tablet Device	Page 203 of 376



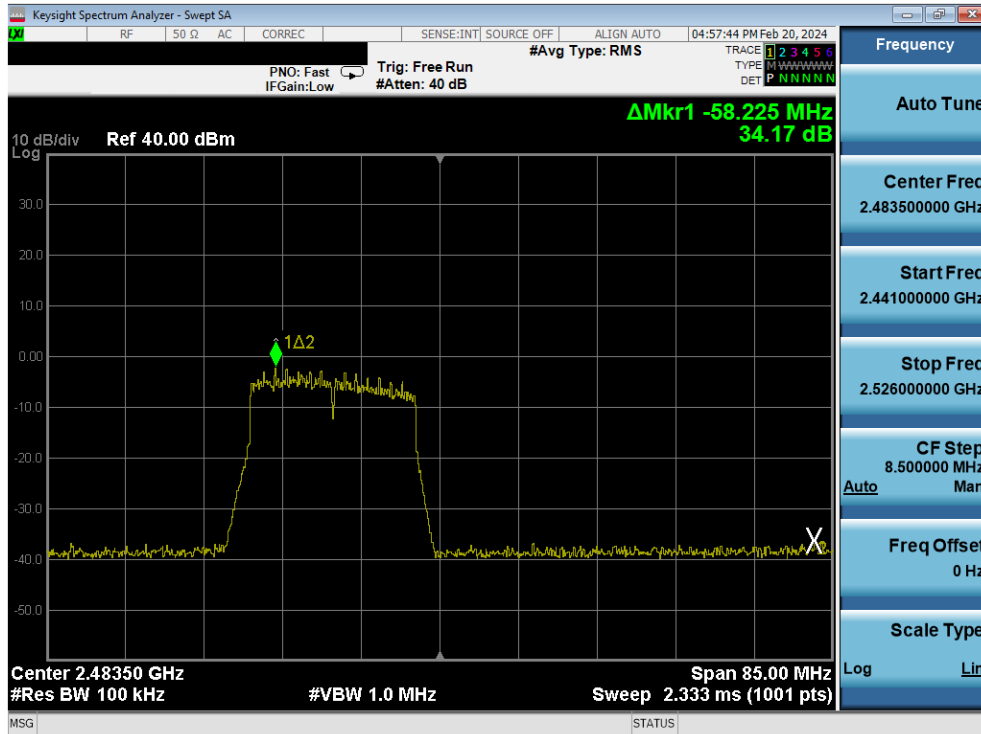
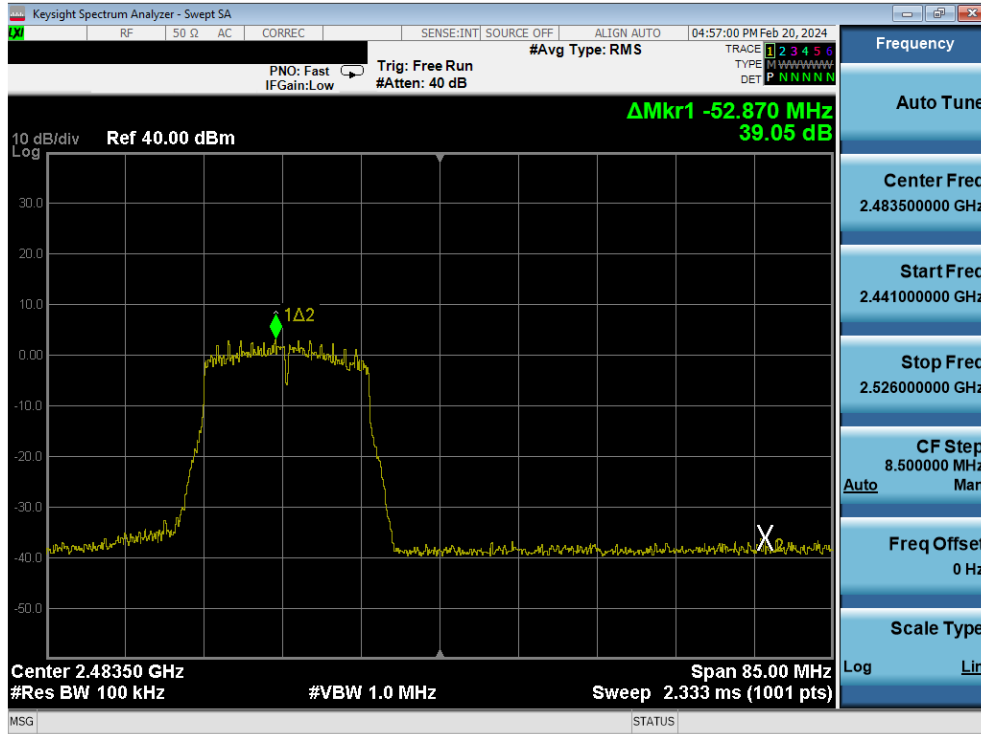


Plot 7-317. Band Edge Plot Antenna 2a (802.11n (2.4GHz) – Ch. 10) – MCS4

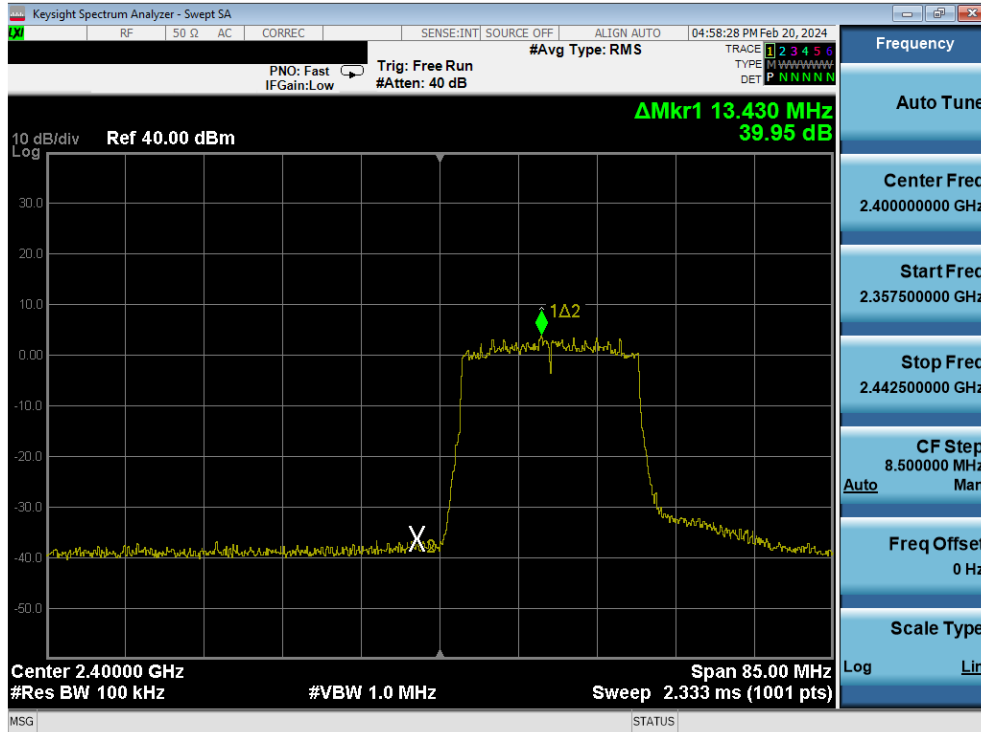


Plot 7-318. Band Edge Plot Antenna 2a (802.11n (2.4GHz) – Ch. 11) – MCS4

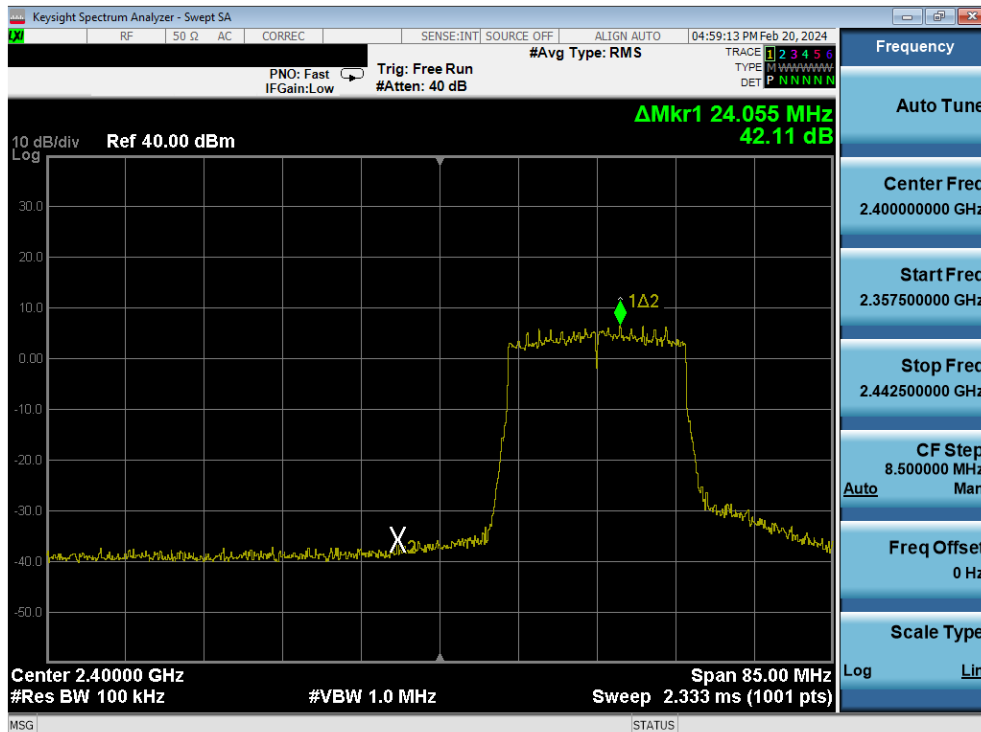
FCC ID: BCGA2926 IC: 579C-A2926		MEASUREMENT REPORT (CERTIFICATION)	Approved by: Technical Manager
Test Report S/N: 1C2311270070-14.BCG	Test Dates: 11/30/2023 - 2/23/2024	EUT Type: Tablet Device	Page 204 of 376



FCC ID: BCGA2926 IC: 579C-A2926	MEASUREMENT REPORT (CERTIFICATION)	Approved by: Technical Manager
Test Report S/N: 1C2311270070-14.BCG	Test Dates: 11/30/2023 - 2/23/2024 EUT Type: Tablet Device	Page 205 of 376

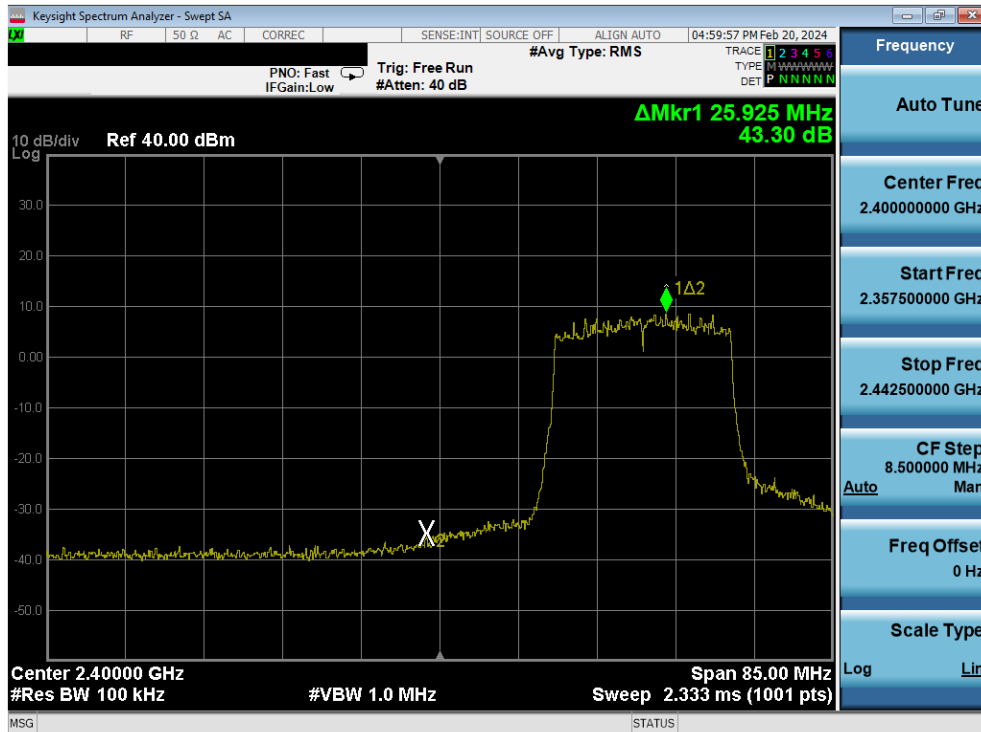


Plot 7-321. Band Edge Plot Antenna 2a (802.11ax (SU - 2.4GHz) – Ch. 1) – MCS4

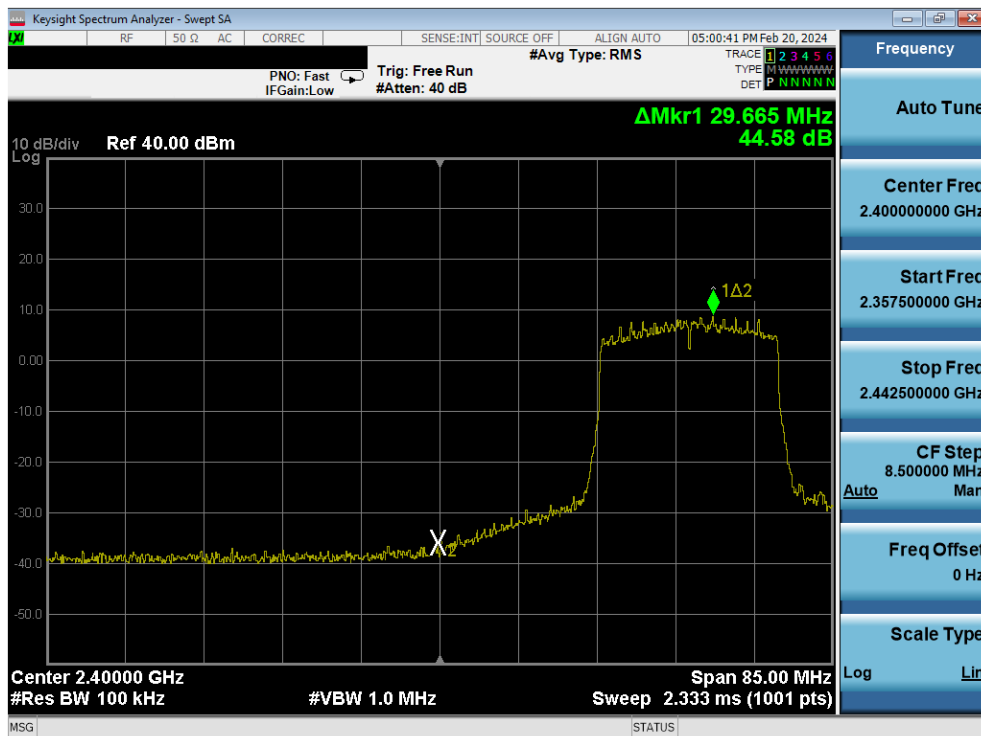


Plot 7-322. Band Edge Plot Antenna 2a (802.11ax (SU - 2.4GHz) – Ch. 2) – MCS4

FCC ID: BCGA2926 IC: 579C-A2926		MEASUREMENT REPORT (CERTIFICATION)	Approved by: Technical Manager
Test Report S/N: 1C2311270070-14.BCG	Test Dates: 11/30/2023 - 2/23/2024	EUT Type: Tablet Device	Page 206 of 376

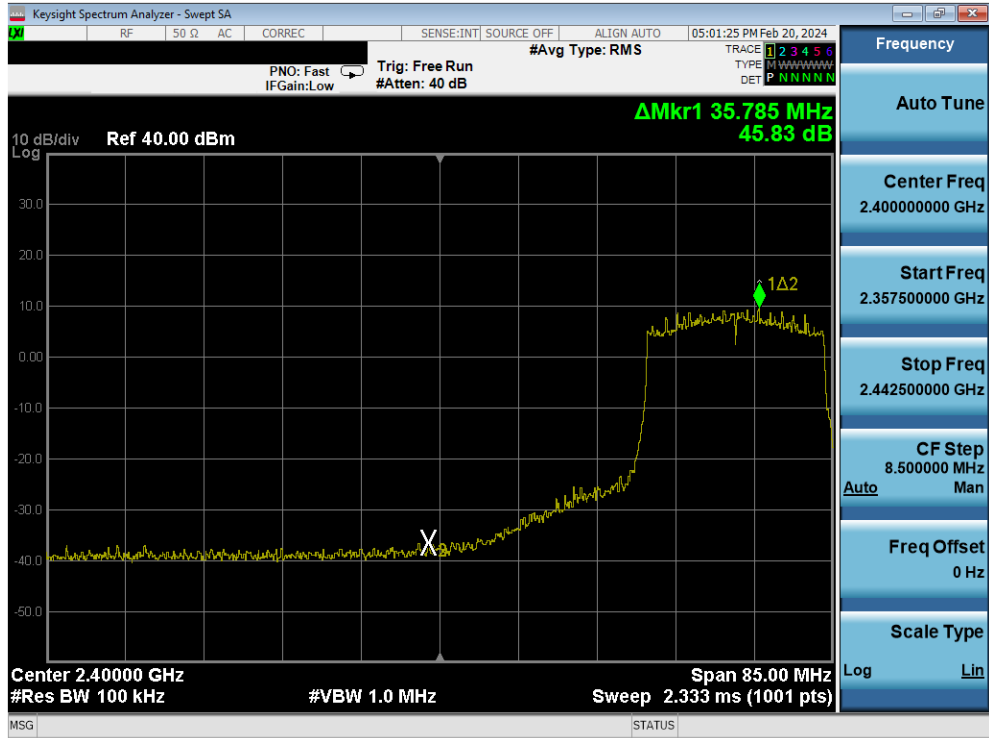


Plot 7-323. Band Edge Plot Antenna 2a (802.11ax (SU - 2.4GHz) – Ch. 3) – MCS4

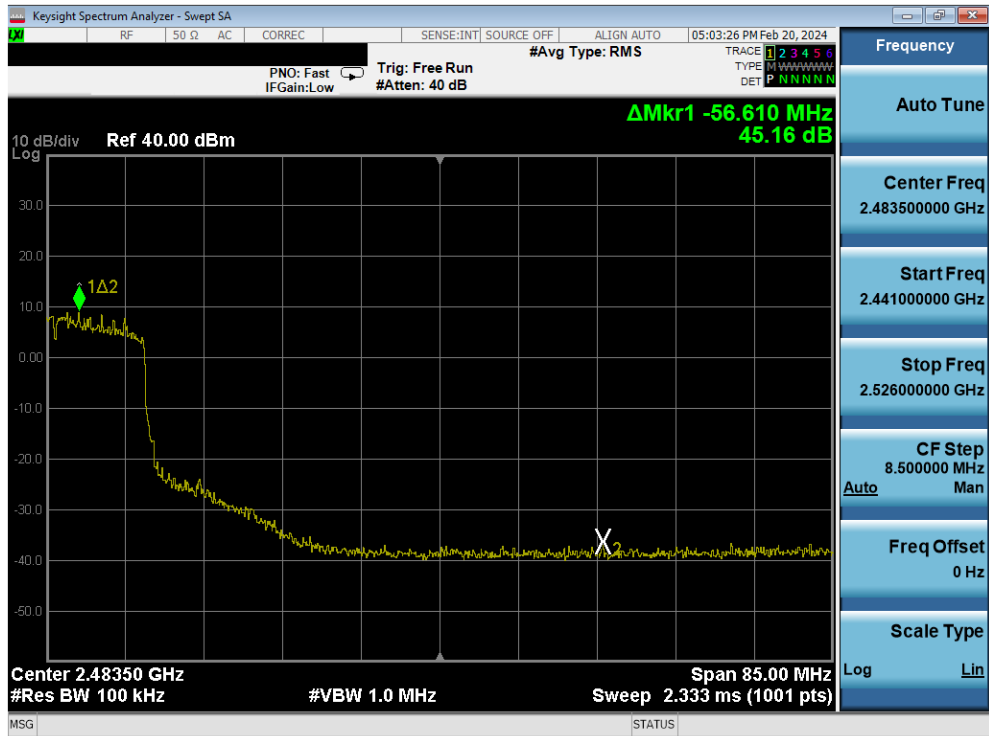


Plot 7-324. Band Edge Plot Antenna 2a (802.11ax (SU - 2.4GHz) – Ch. 4) – MCS4

FCC ID: BCGA2926 IC: 579C-A2926		MEASUREMENT REPORT (CERTIFICATION)	Approved by: Technical Manager
Test Report S/N: 1C2311270070-14.BCG	Test Dates: 11/30/2023 - 2/23/2024	EUT Type: Tablet Device	Page 207 of 376

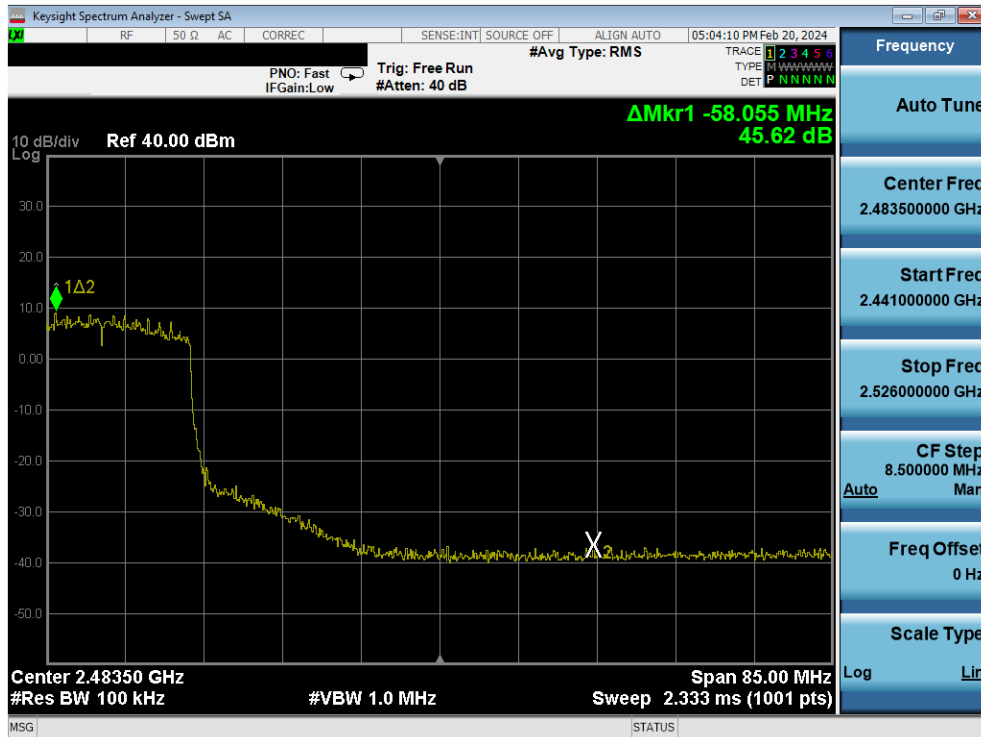


Plot 7-325. Band Edge Plot Antenna 2a (802.11ax (SU - 2.4GHz) – Ch. 5) – MCS4

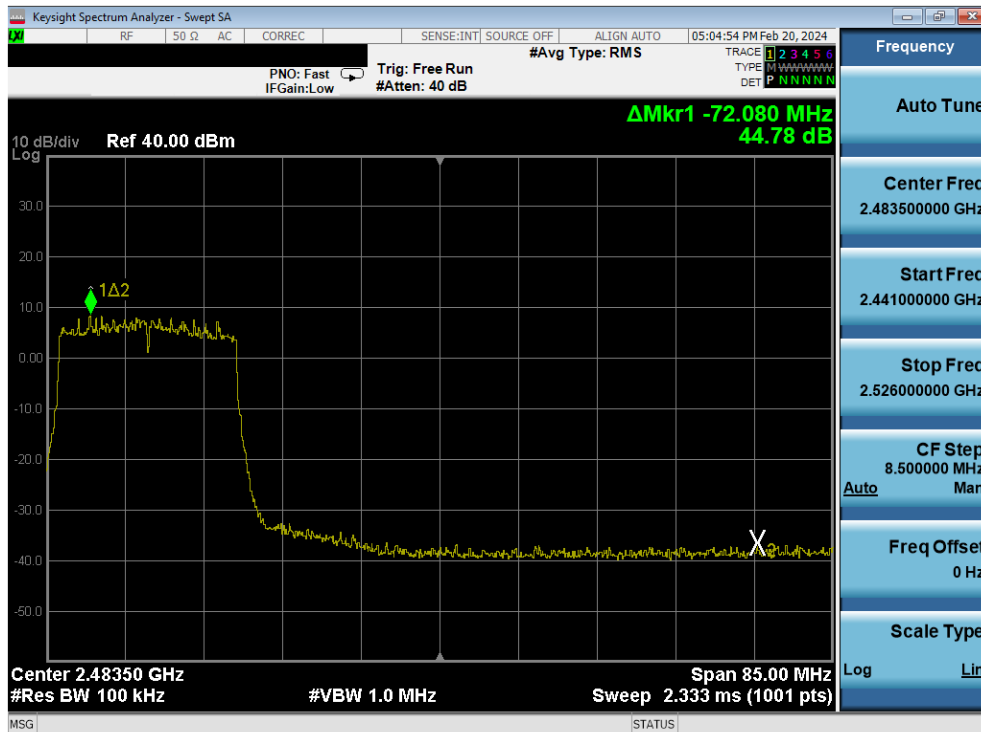


Plot 7-326. Band Edge Plot Antenna 2a (802.11ax (SU - 2.4GHz) – Ch. 7) – MCS4

FCC ID: BCGA2926 IC: 579C-A2926		MEASUREMENT REPORT (CERTIFICATION)	Approved by: Technical Manager
Test Report S/N: 1C2311270070-14.BCG	Test Dates: 11/30/2023 - 2/23/2024	EUT Type: Tablet Device	Page 208 of 376

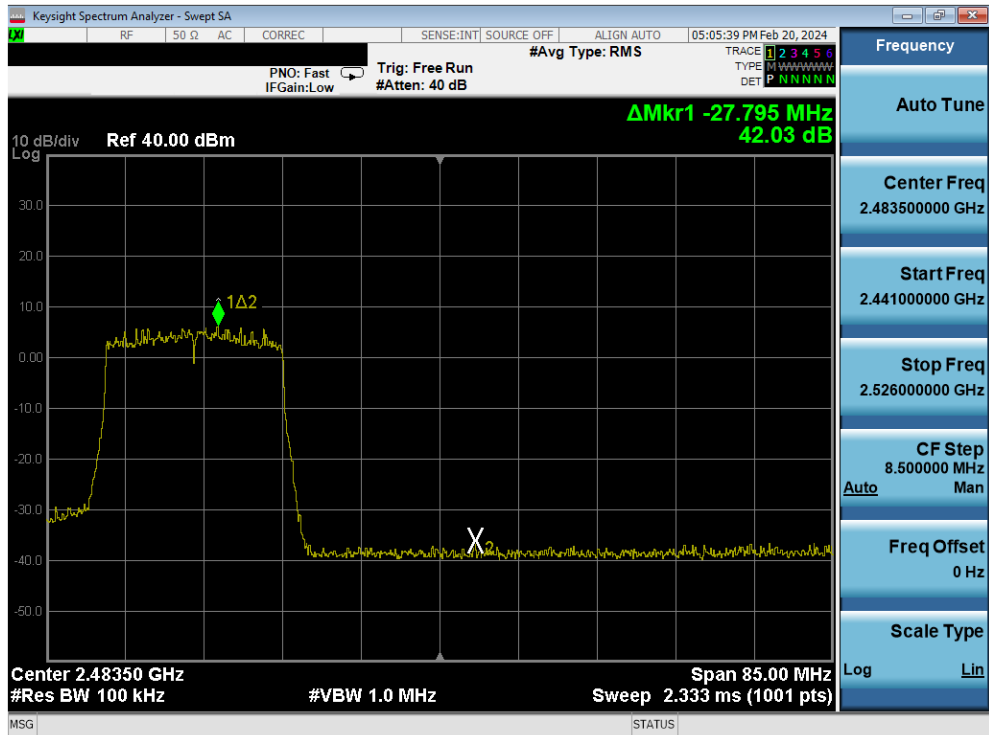


Plot 7-327. Band Edge Plot Antenna 2a (802.11ax (SU - 2.4GHz) – Ch. 8) – MCS4

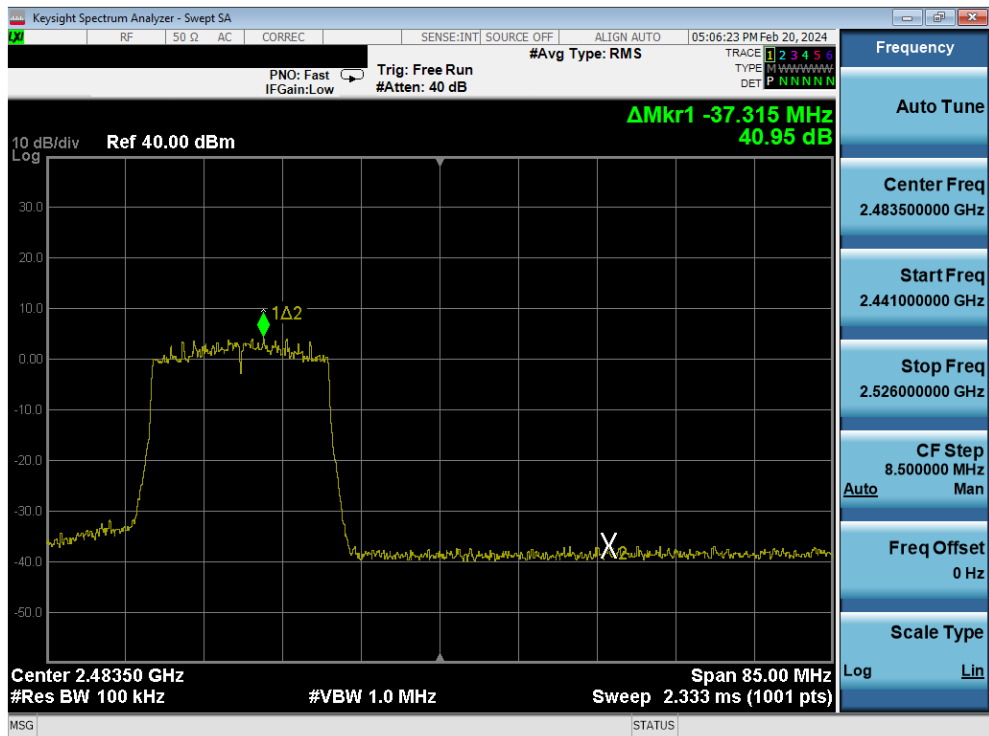


Plot 7-328. Band Edge Plot Antenna 2a (802.11ax (SU - 2.4GHz) – Ch. 9) – MCS4

FCC ID: BCGA2926 IC: 579C-A2926		MEASUREMENT REPORT (CERTIFICATION)	Approved by: Technical Manager
Test Report S/N: 1C2311270070-14.BCG	Test Dates: 11/30/2023 - 2/23/2024	EUT Type: Tablet Device	Page 209 of 376



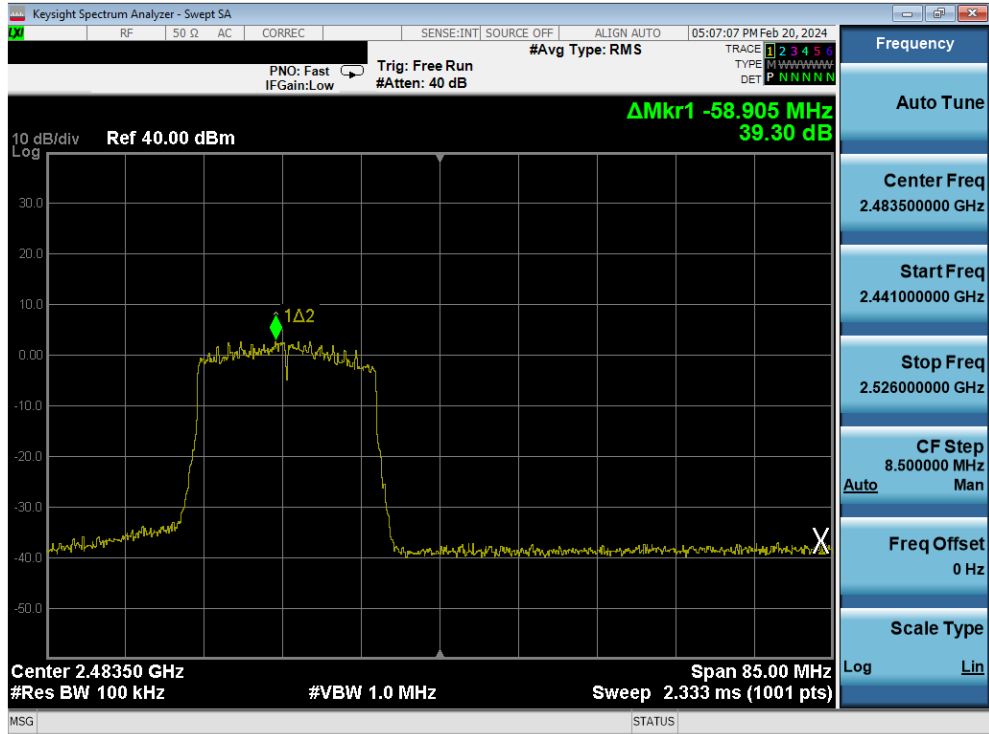
Plot 7-329. Band Edge Plot Antenna 2a (802.11ax (SU - 2.4GHz) – Ch. 10) – MCS4



Plot 7-330. Band Edge Plot Antenna 2a (802.11ax (SU - 2.4GHz) – Ch. 11) – MCS4

FCC ID: BCGA2926 IC: 579C-A2926		MEASUREMENT REPORT (CERTIFICATION)	Approved by: Technical Manager
Test Report S/N: 1C2311270070-14.BCG	Test Dates: 11/30/2023 - 2/23/2024	EUT Type: Tablet Device	Page 210 of 376

V 10.6 09/14/2023

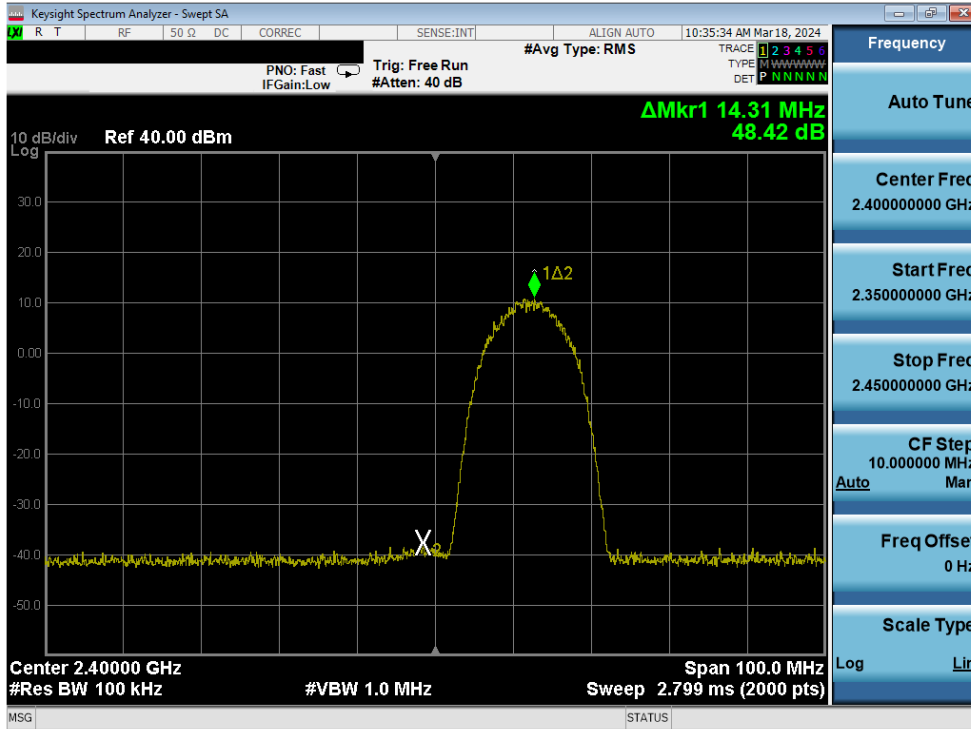


Plot 7-331. Band Edge Plot Antenna 2a (802.11ax (SU - 2.4GHz) – Ch. 12) – MCS4

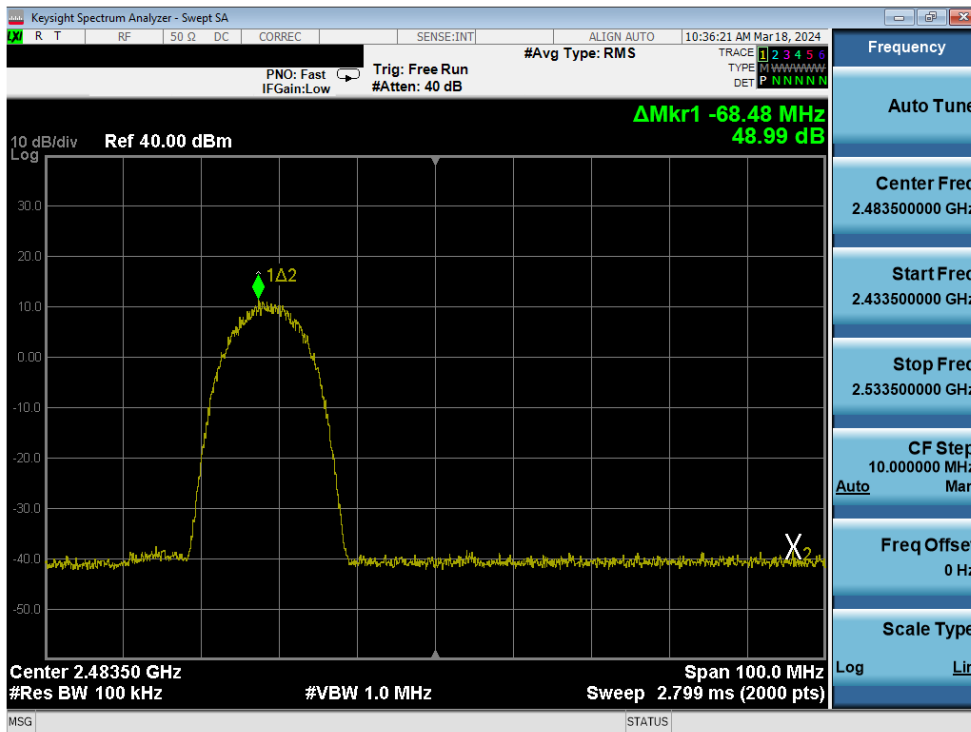
<b>FCC ID:</b> BCGA2926 <b>IC:</b> 579C-A2926	 <b>MEASUREMENT REPORT (CERTIFICATION)</b>	<b>Approved by:</b> Technical Manager
<b>Test Report S/N:</b> 1C2311270070-14.BCG		<b>Test Dates:</b> 11/30/2023 - 2/23/2024



### High Rate

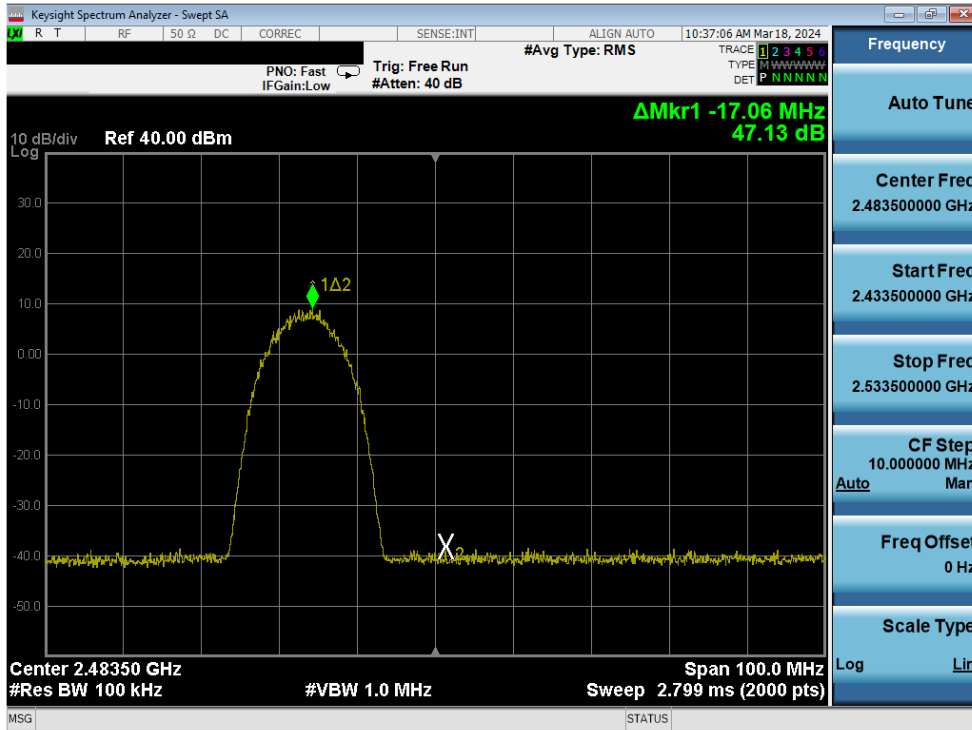


Plot 7-332. Band Edge Plot Antenna 2a (802.11b – Ch. 1) – 11Mbps

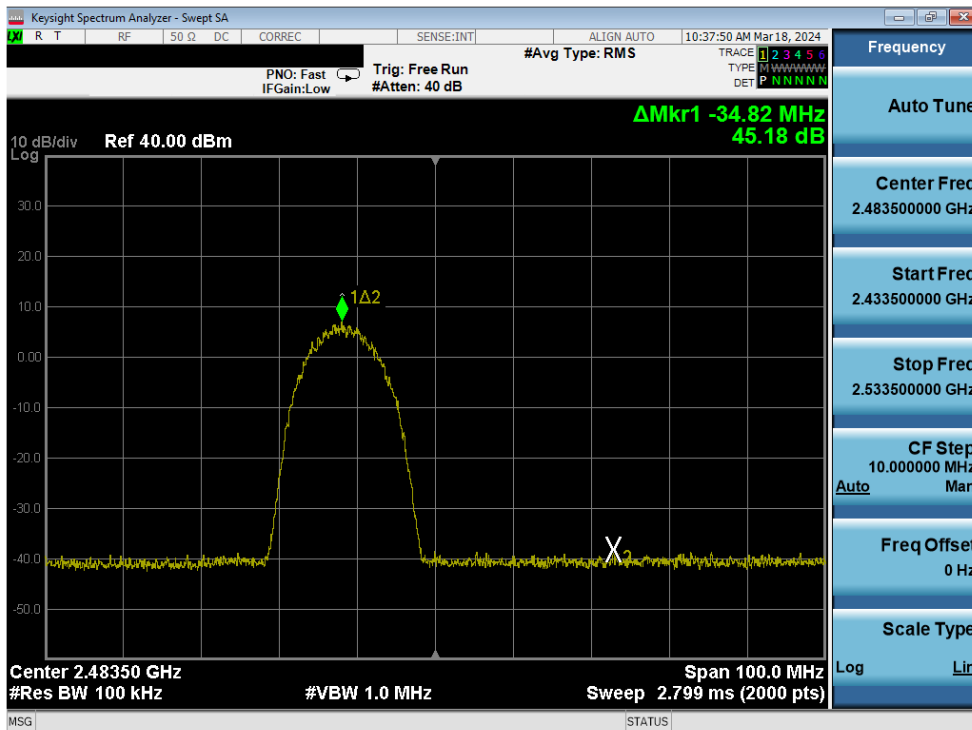


Plot 7-333. Band Edge Plot Antenna 2a (802.11b – Ch. 11) – 11Mbps

FCC ID: BCGA2926 IC: 579C-A2926		MEASUREMENT REPORT (CERTIFICATION)	Approved by: Technical Manager
Test Report S/N: 1C2311270070-14.BCG	Test Dates: 11/30/2023 - 2/23/2024	EUT Type: Tablet Device	Page 212 of 376

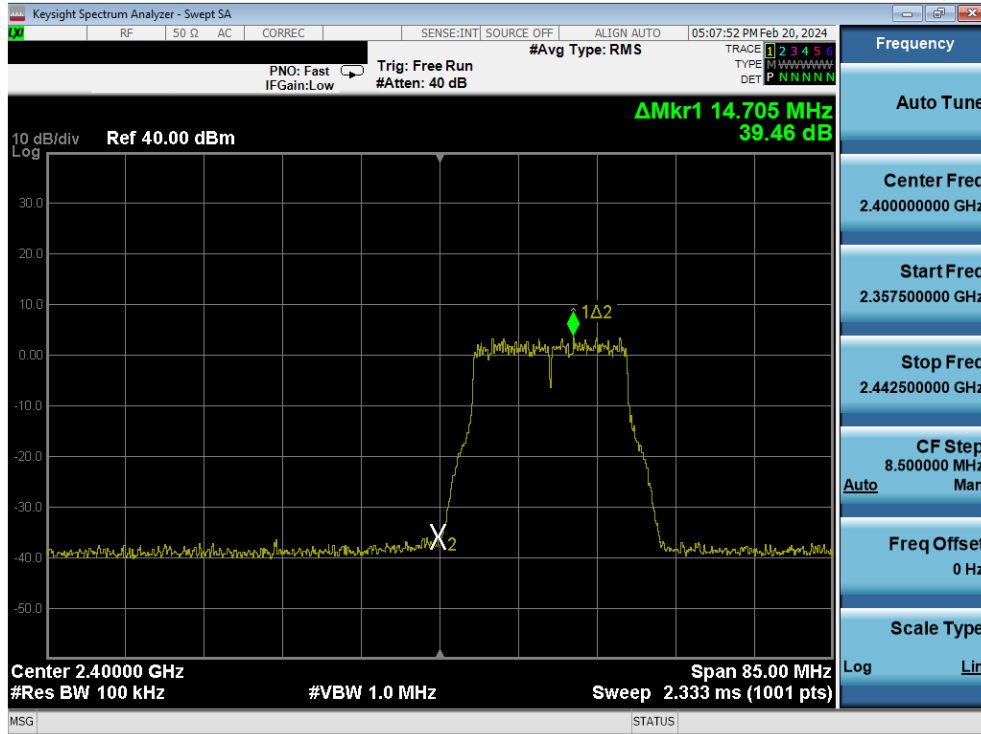


Plot 7-334. Band Edge Plot Antenna 2a (802.11b - Ch. 12) - 11Mbps

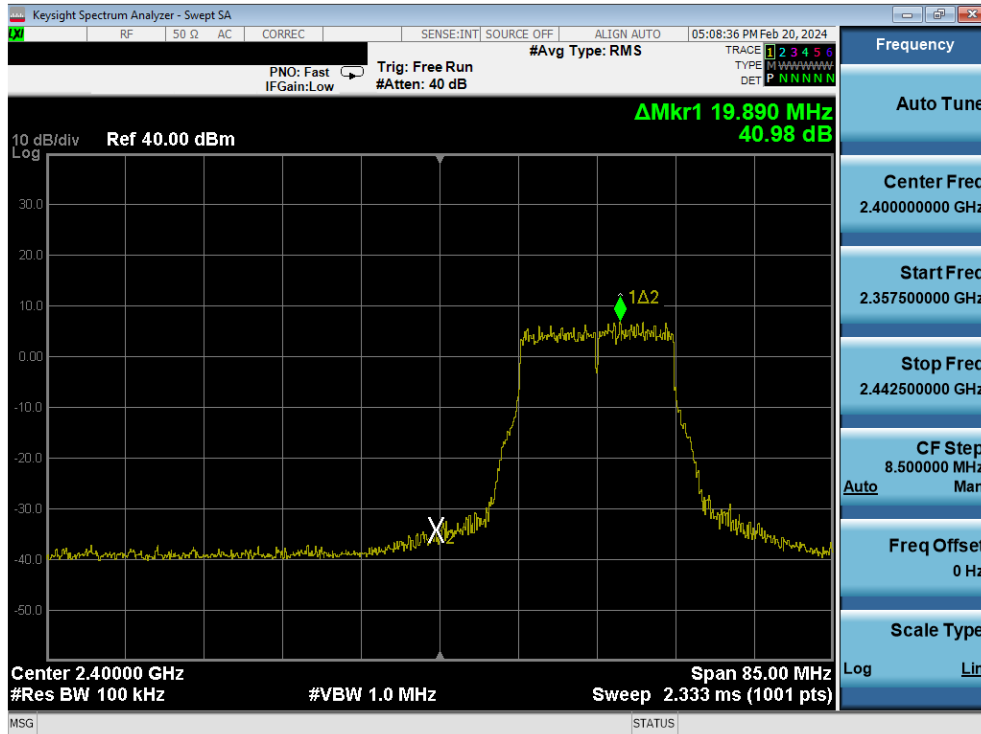


Plot 7-335. Band Edge Plot Antenna 2a (802.11b - Ch. 13) - 11Mbps

FCC ID: BCGA2926 IC: 579C-A2926		MEASUREMENT REPORT (CERTIFICATION)	Approved by: Technical Manager
Test Report S/N: 1C2311270070-14.BCG	Test Dates: 11/30/2023 - 2/23/2024	EUT Type: Tablet Device	Page 213 of 376

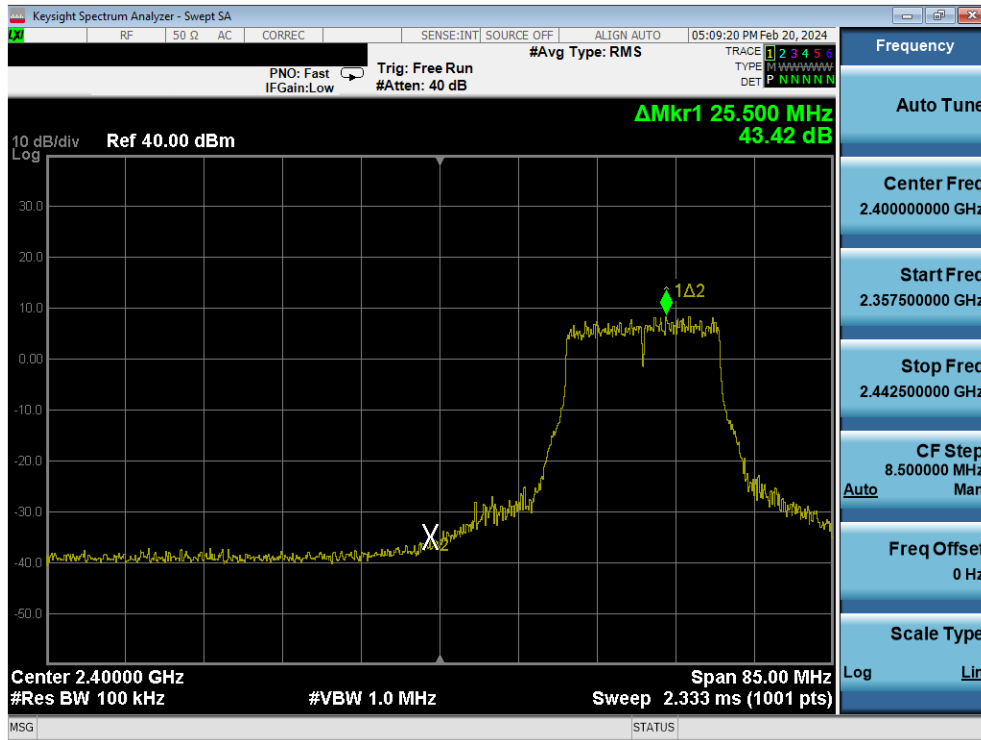


Plot 7-336. Band Edge Plot Antenna 2a (802.11g – Ch. 1) – 54Mbps

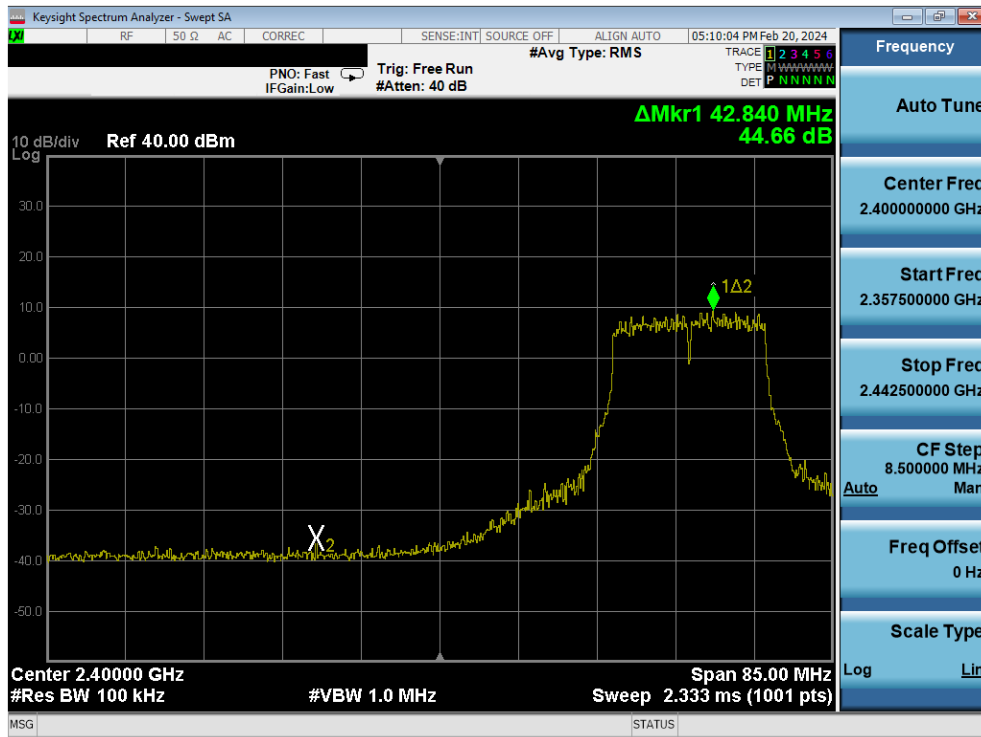


Plot 7-337. Band Edge Plot Antenna 2a (802.11g – Ch. 2) – 54Mbps

FCC ID: BCGA2926 IC: 579C-A2926		MEASUREMENT REPORT (CERTIFICATION)	Approved by: Technical Manager
Test Report S/N: 1C2311270070-14.BCG	Test Dates: 11/30/2023 - 2/23/2024	EUT Type: Tablet Device	Page 214 of 376

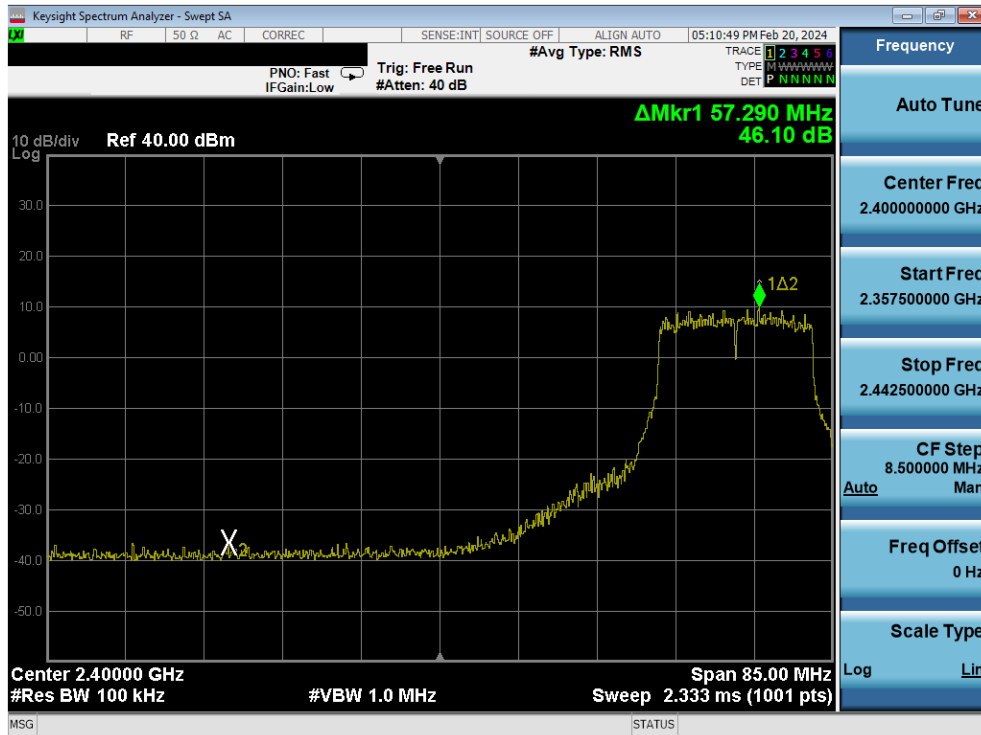


Plot 7-338. Band Edge Plot Antenna 2a (802.11g – Ch. 3) – 54Mbps

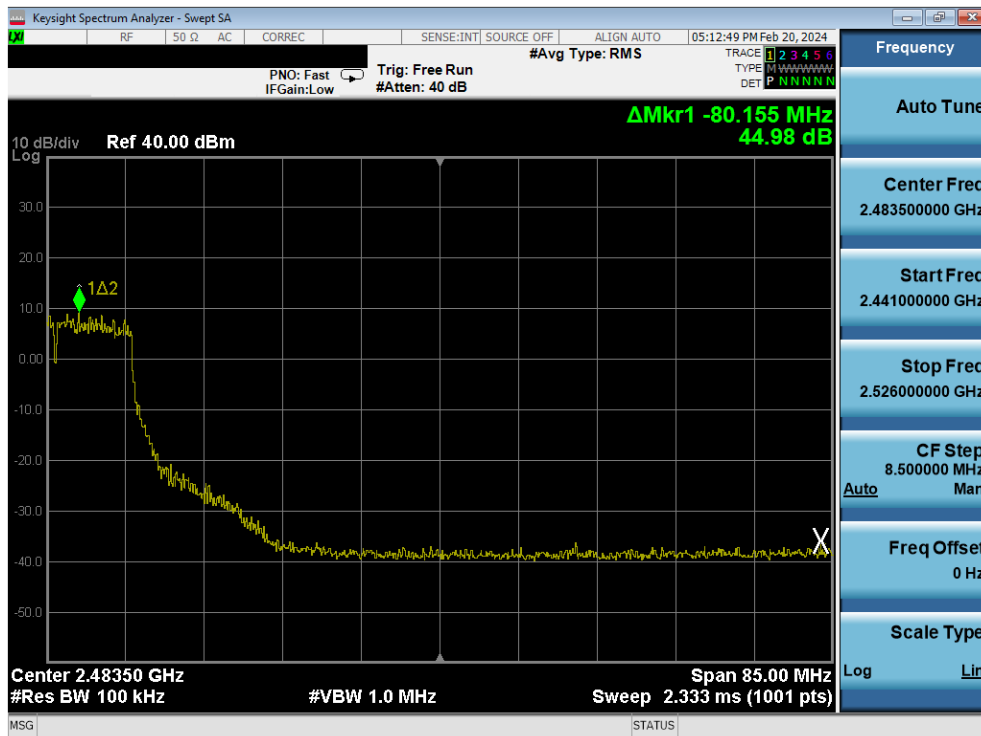


Plot 7-339. Band Edge Plot Antenna 2a (802.11g – Ch. 4) – 54Mbps

FCC ID: BCGA2926 IC: 579C-A2926		MEASUREMENT REPORT (CERTIFICATION)	Approved by: Technical Manager
Test Report S/N: 1C2311270070-14.BCG	Test Dates: 11/30/2023 - 2/23/2024	EUT Type: Tablet Device	Page 215 of 376

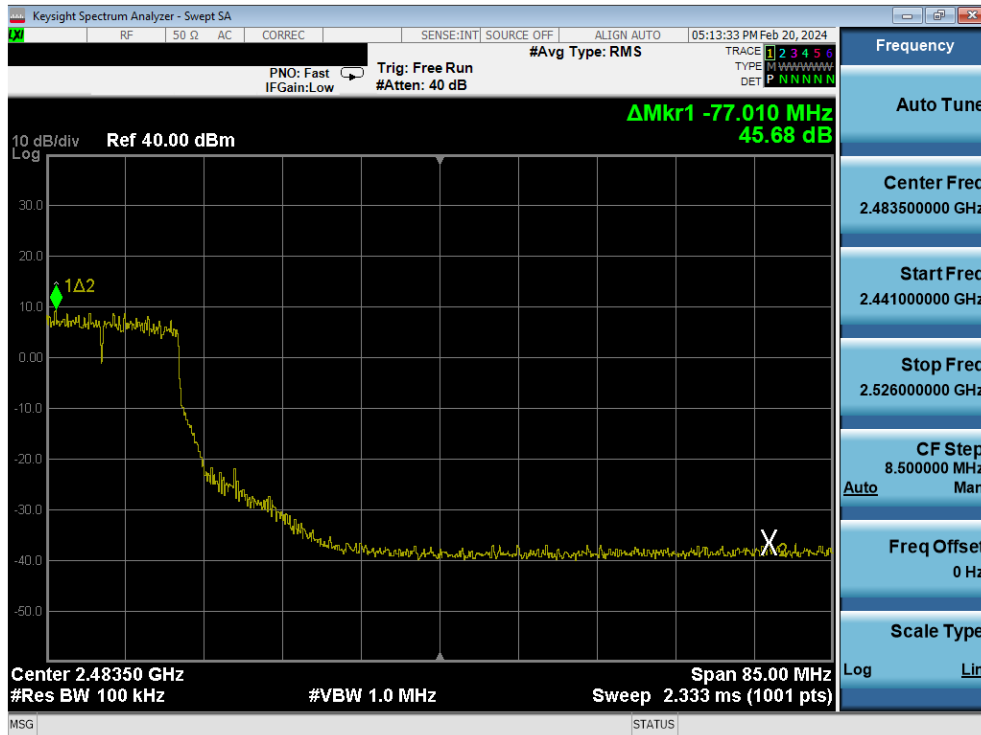


Plot 7-340. Band Edge Plot Antenna 2a (802.11g – Ch. 5) – 54Mbps

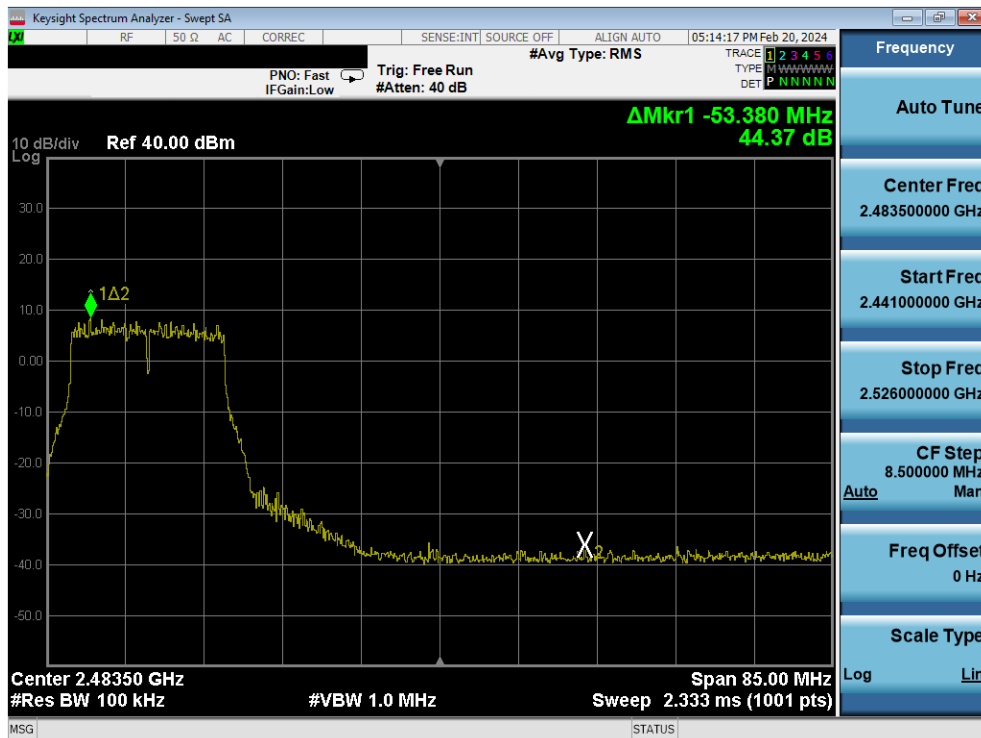


Plot 7-341. Band Edge Plot Antenna 2a (802.11g – Ch. 7) – 54Mbps

FCC ID: BCGA2926 IC: 579C-A2926		MEASUREMENT REPORT (CERTIFICATION)	Approved by: Technical Manager
Test Report S/N: 1C2311270070-14.BCG	Test Dates: 11/30/2023 - 2/23/2024	EUT Type: Tablet Device	Page 216 of 376

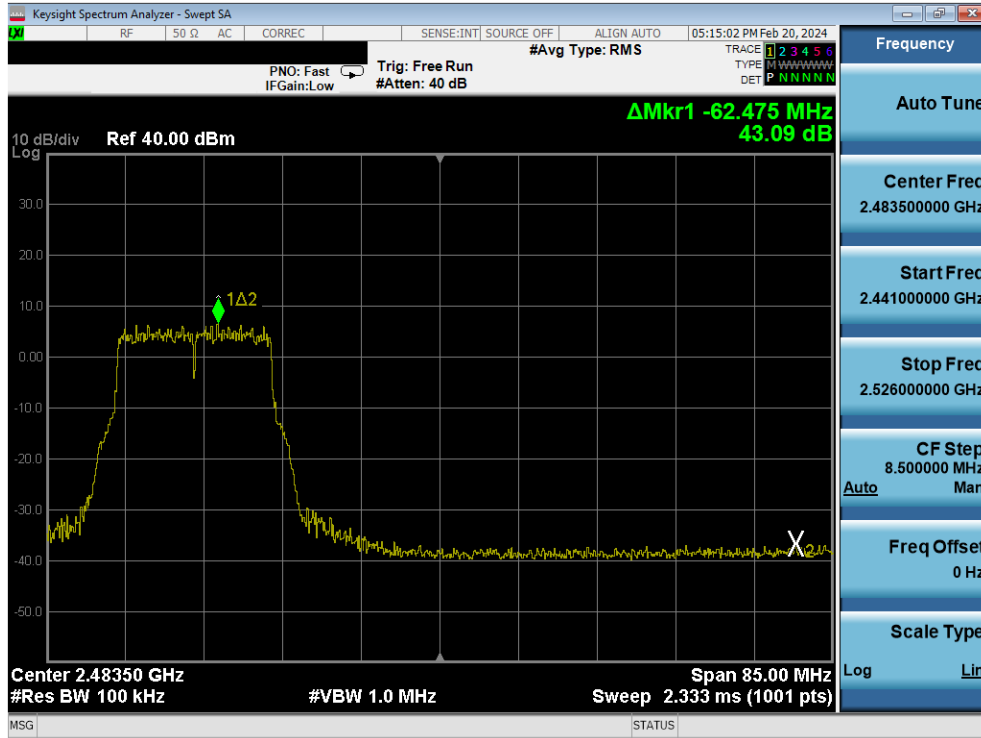


Plot 7-342. Band Edge Plot Antenna 2a (802.11g – Ch. 8) – 54Mbps

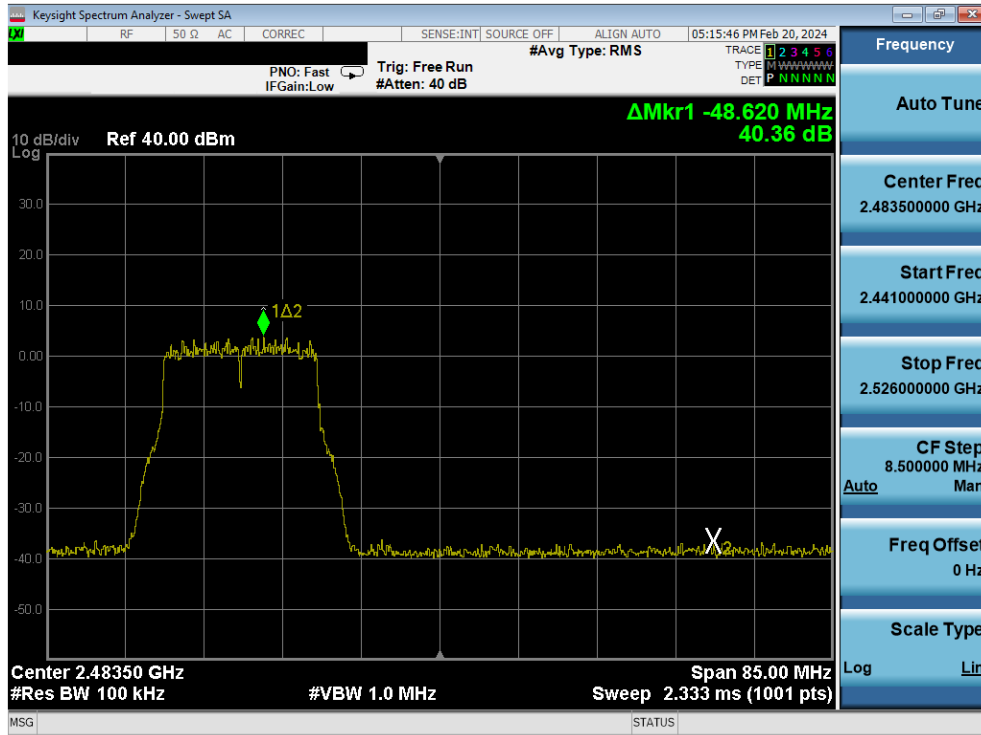


Plot 7-343. Band Edge Plot Antenna 2a (802.11g – Ch. 9) – 54Mbps

FCC ID: BCGA2926 IC: 579C-A2926		MEASUREMENT REPORT (CERTIFICATION)	Approved by: Technical Manager
Test Report S/N: 1C2311270070-14.BCG	Test Dates: 11/30/2023 - 2/23/2024	EUT Type: Tablet Device	Page 217 of 376



Plot 7-344. Band Edge Plot Antenna 2a (802.11g – Ch. 10) – 54Mbps

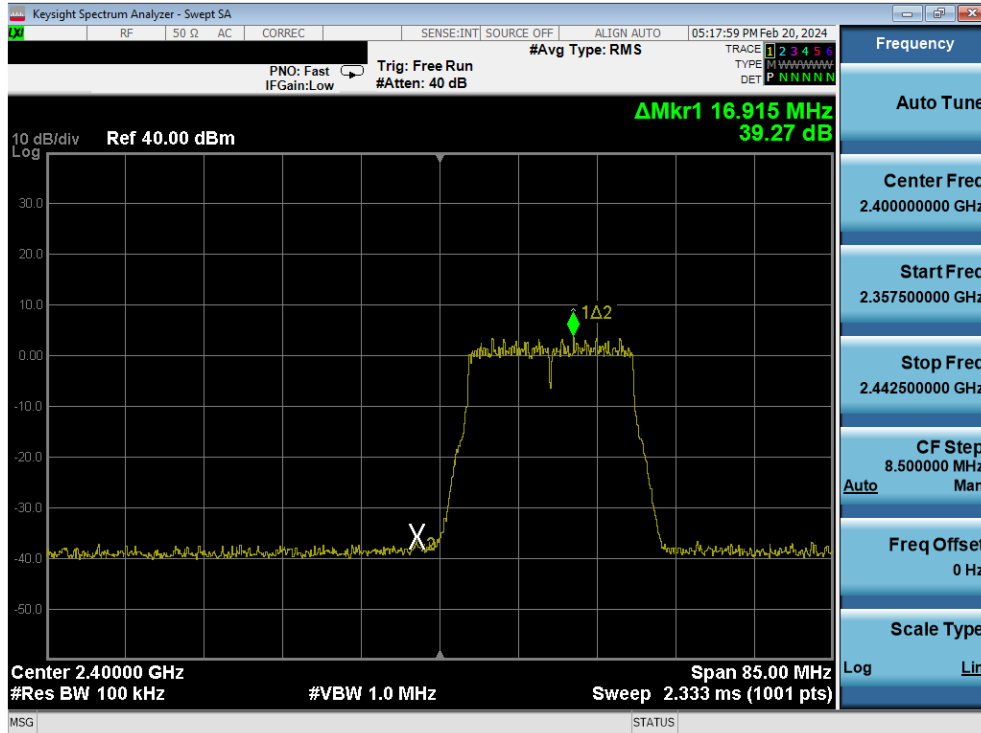


Plot 7-345. Band Edge Plot Antenna 2a (802.11g – Ch. 11) – 54Mbps

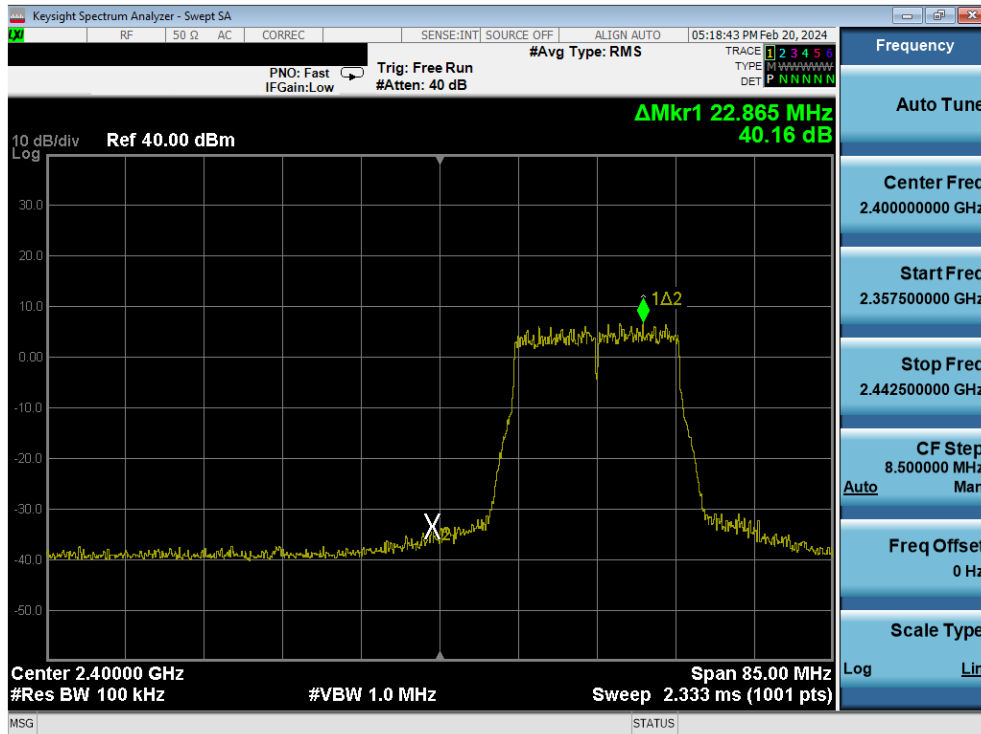
FCC ID: BCGA2926 IC: 579C-A2926		MEASUREMENT REPORT (CERTIFICATION)	Approved by: Technical Manager
Test Report S/N: 1C2311270070-14.BCG	Test Dates: 11/30/2023 - 2/23/2024	EUT Type: Tablet Device	Page 218 of 376





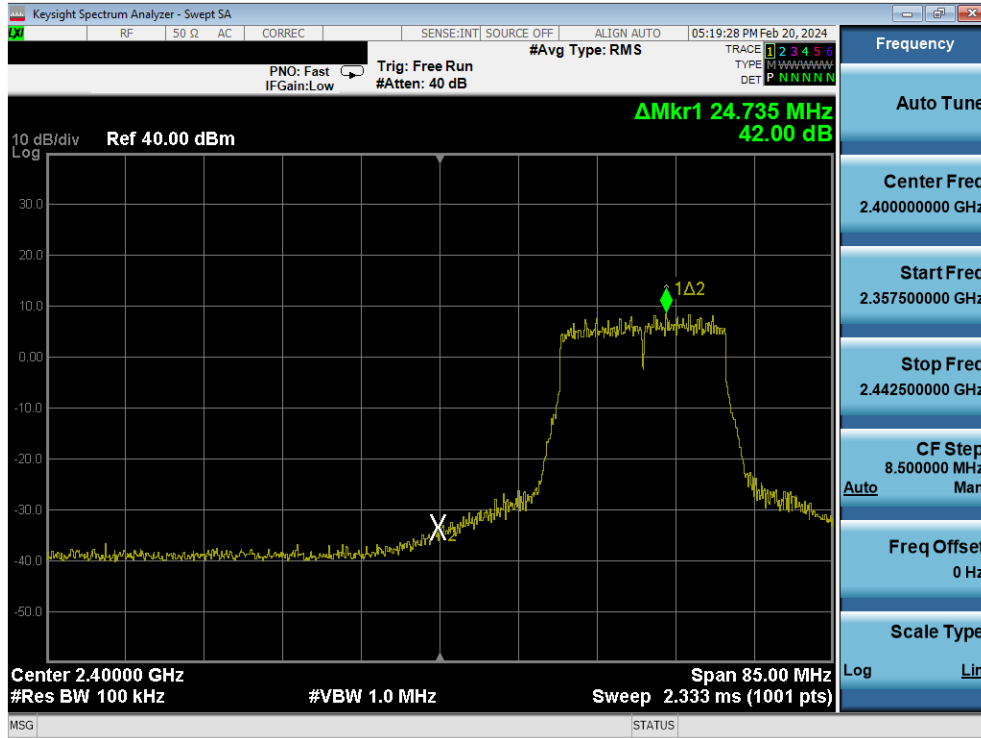


Plot 7-348. Band Edge Plot Antenna 2a (802.11n (2.4GHz) – Ch. 1) – MCS7

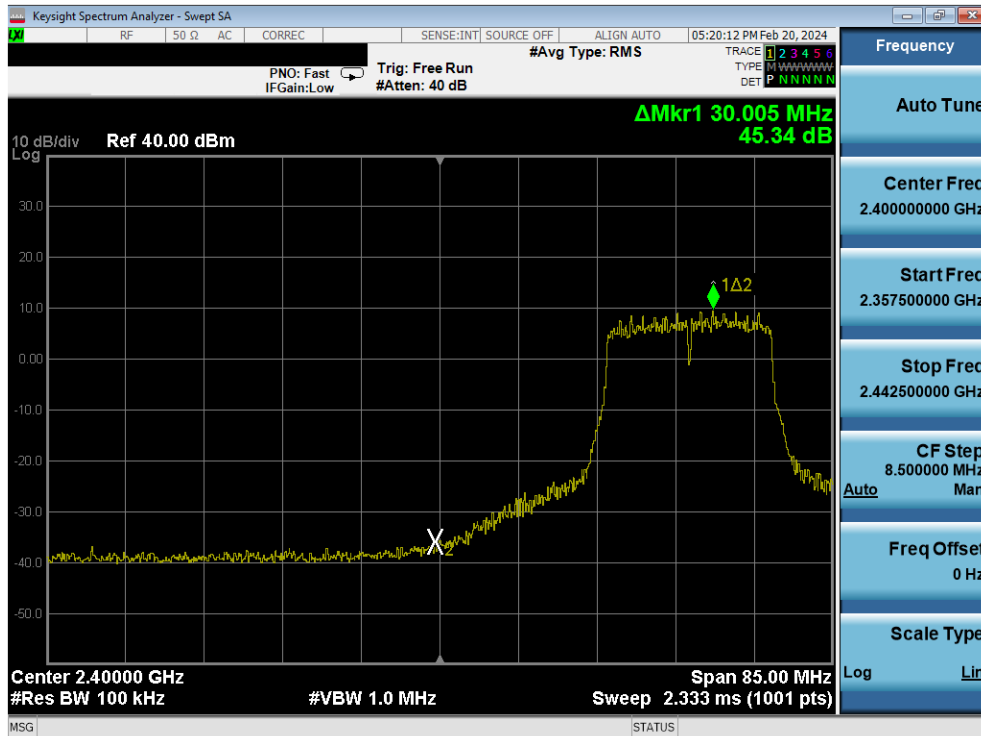


Plot 7-349. Band Edge Plot Antenna 2a (802.11n (2.4GHz) – Ch. 2) – MCS7

FCC ID: BCGA2926 IC: 579C-A2926		MEASUREMENT REPORT (CERTIFICATION)	Approved by: Technical Manager
Test Report S/N: 1C2311270070-14.BCG	Test Dates: 11/30/2023 - 2/23/2024	EUT Type: Tablet Device	Page 220 of 376

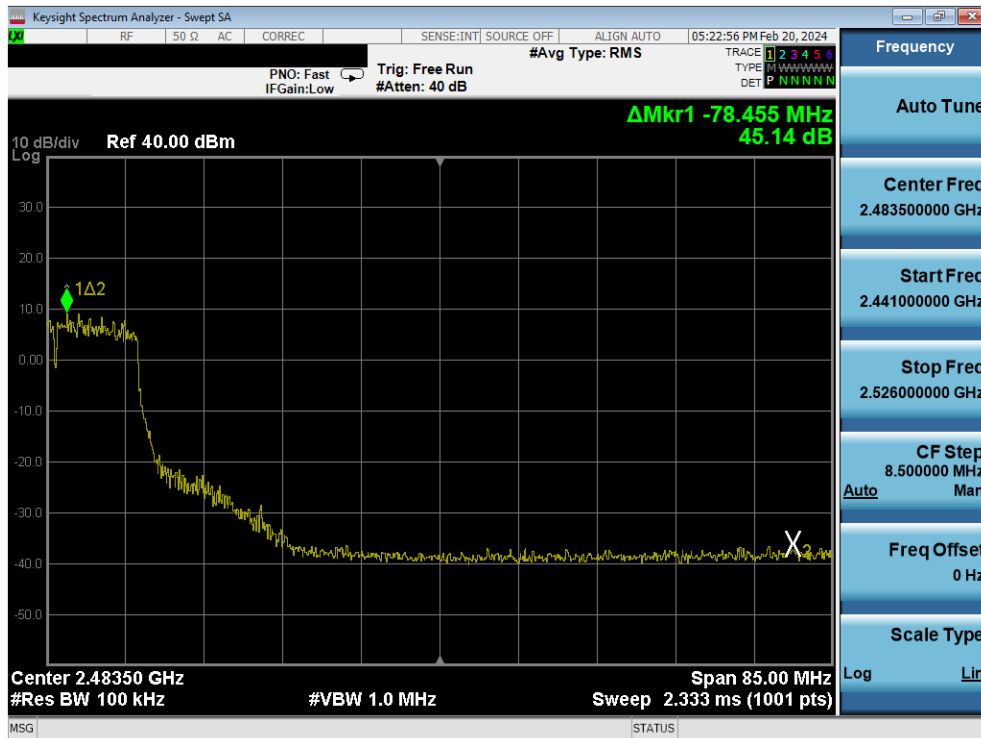
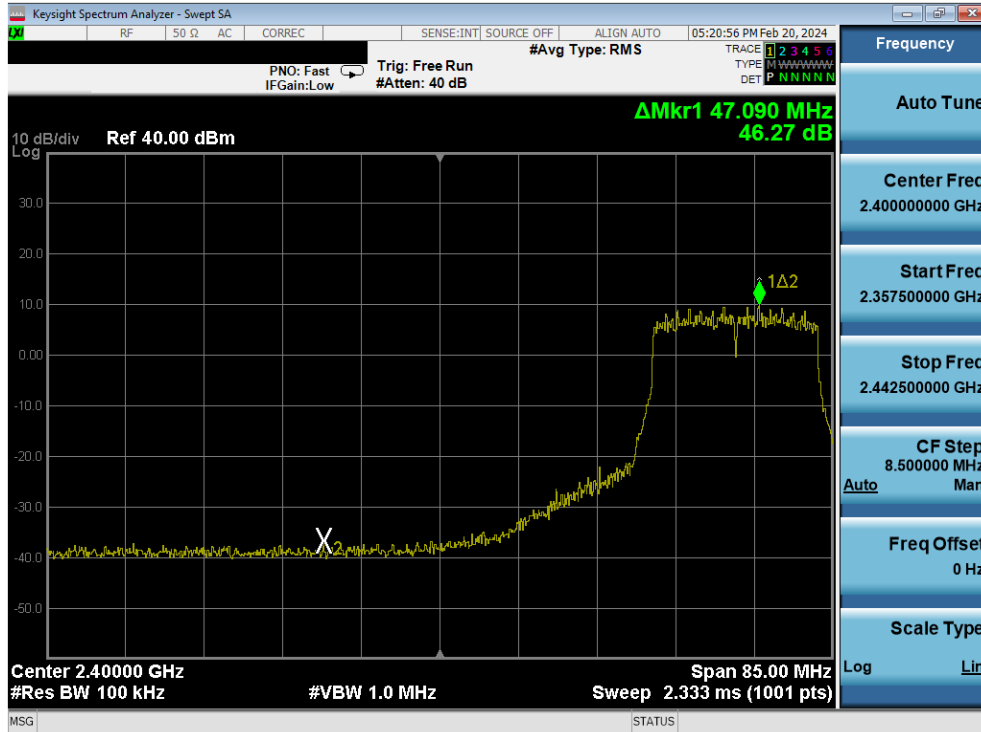


Plot 7-350. Band Edge Plot Antenna 2a (802.11n (2.4GHz) – Ch. 3) – MCS7

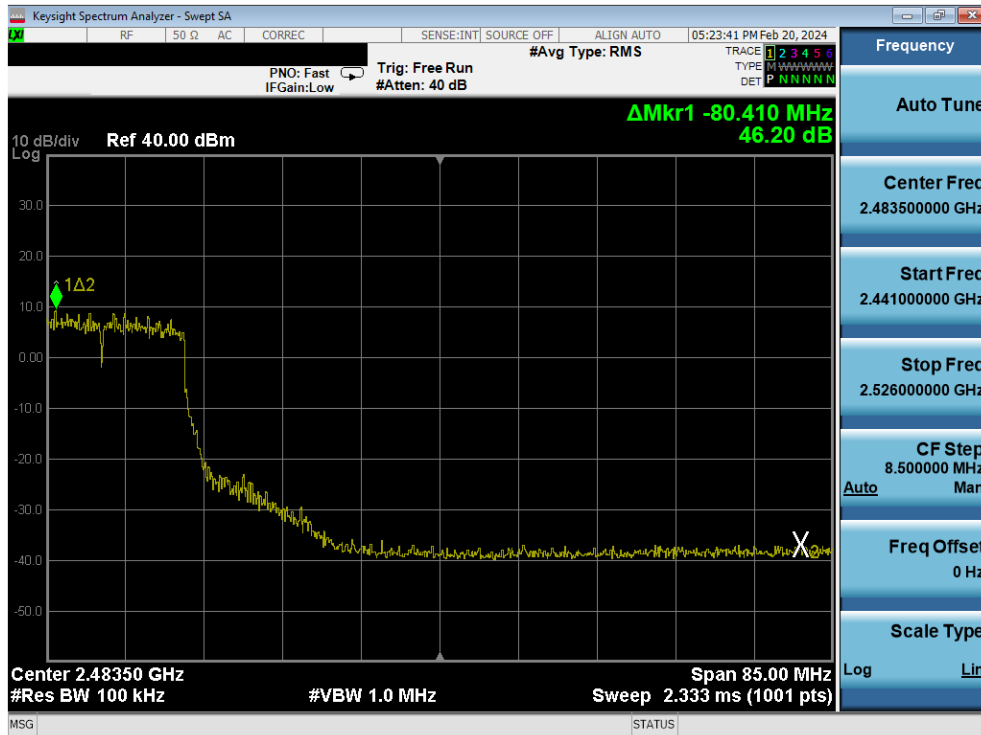


Plot 7-351. Band Edge Plot Antenna 2a (802.11n (2.4GHz) – Ch. 4) – MCS7

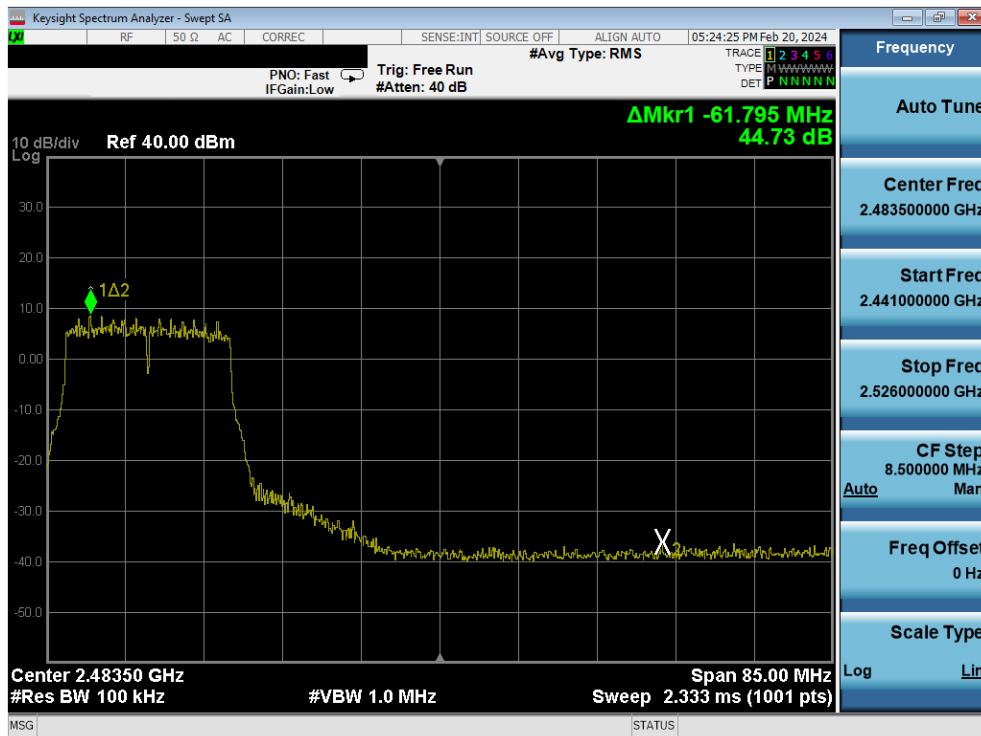
FCC ID: BCGA2926 IC: 579C-A2926		MEASUREMENT REPORT (CERTIFICATION)	Approved by: Technical Manager
Test Report S/N: 1C2311270070-14.BCG	Test Dates: 11/30/2023 - 2/23/2024	EUT Type: Tablet Device	Page 221 of 376



FCC ID: BCGA2926 IC: 579C-A2926		MEASUREMENT REPORT (CERTIFICATION)	Approved by: Technical Manager
Test Report S/N: 1C2311270070-14.BCG	Test Dates: 11/30/2023 - 2/23/2024	EUT Type: Tablet Device	Page 222 of 376

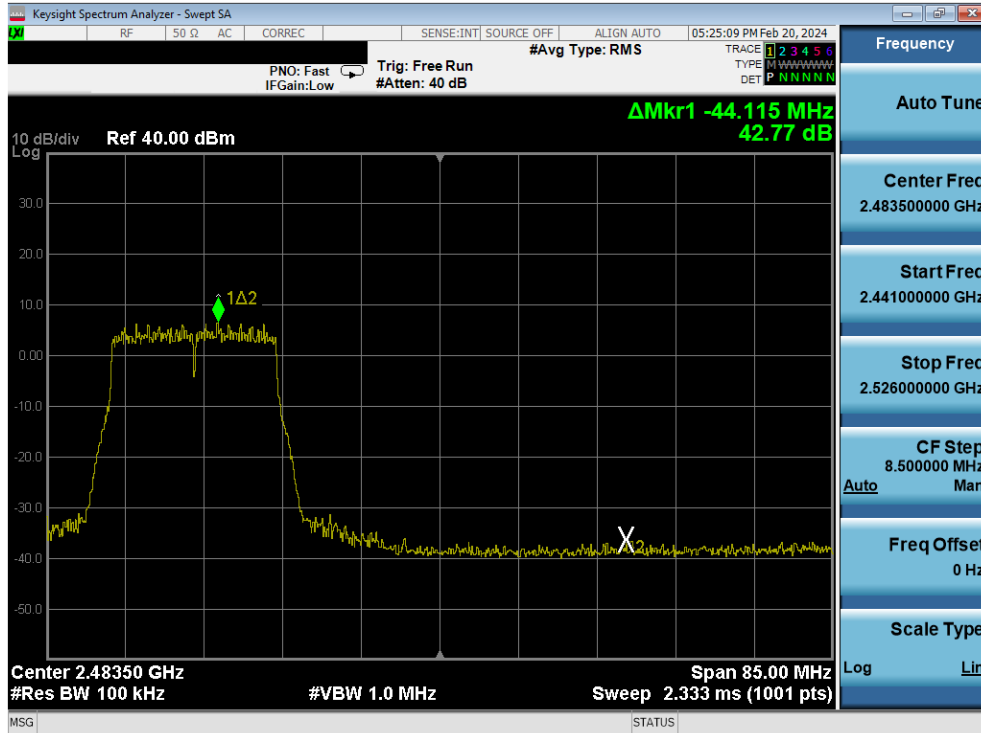


Plot 7-354. Band Edge Plot Antenna 2a (802.11n (2.4GHz) – Ch. 8) – MCS7

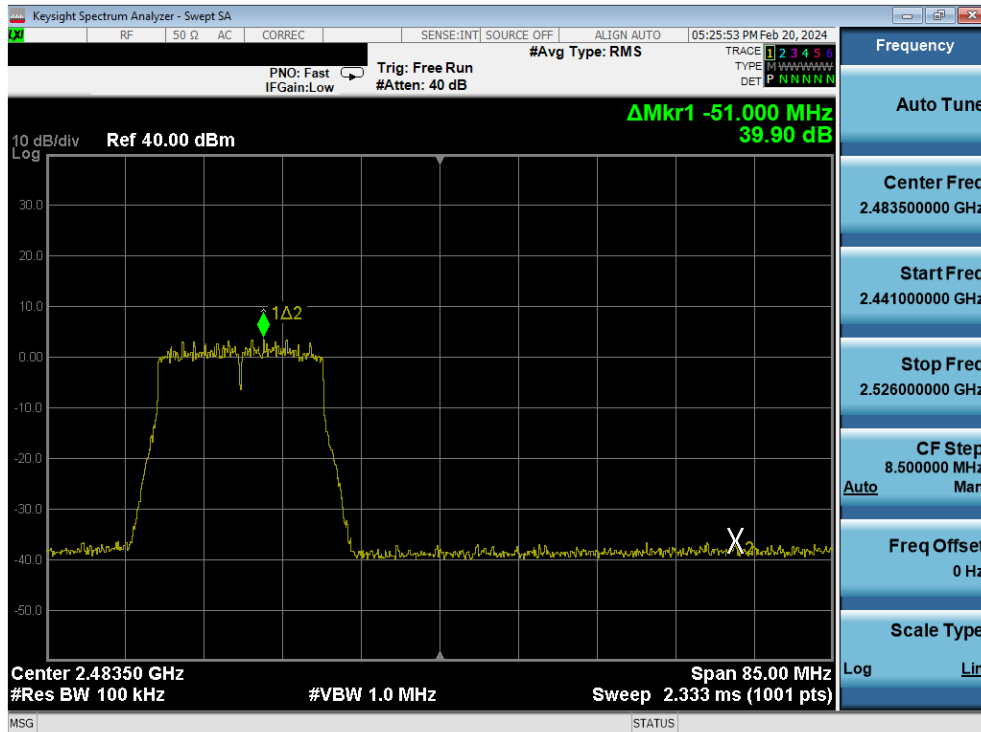


Plot 7-355. Band Edge Plot Antenna 2a (802.11n (2.4GHz) – Ch. 9) – MCS7

FCC ID: BCGA2926 IC: 579C-A2926		MEASUREMENT REPORT (CERTIFICATION)	Approved by: Technical Manager
Test Report S/N: 1C2311270070-14.BCG	Test Dates: 11/30/2023 - 2/23/2024	EUT Type: Tablet Device	Page 223 of 376

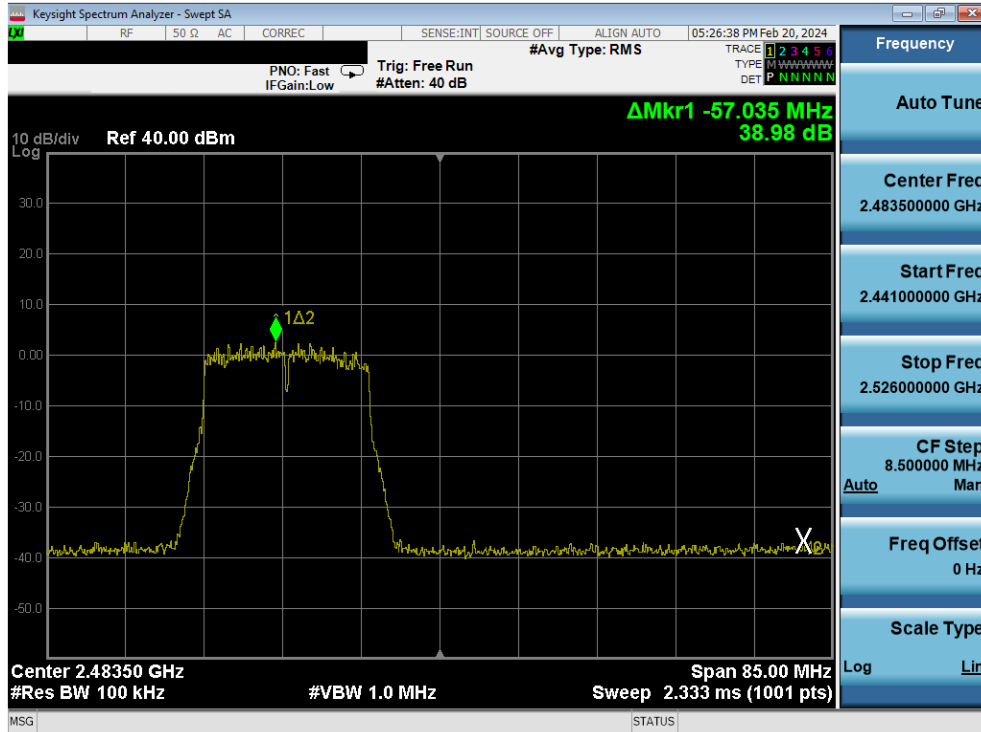


Plot 7-356. Band Edge Plot Antenna 2a (802.11n (2.4GHz) – Ch. 10) – MCS7

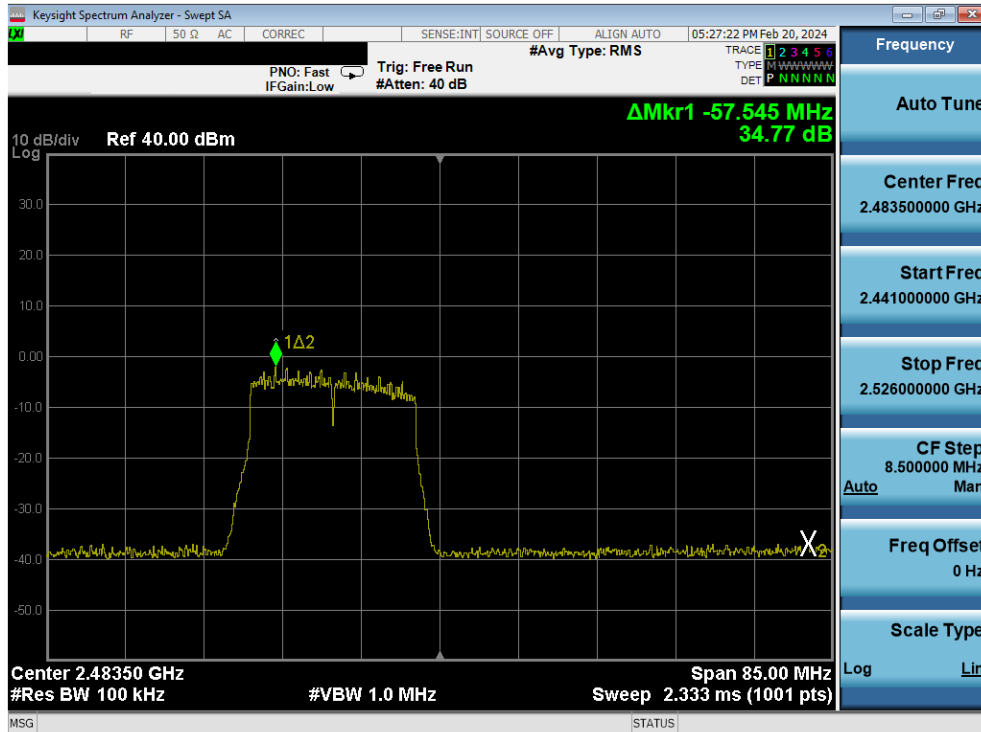


Plot 7-357. Band Edge Plot Antenna 2a (802.11n (2.4GHz) – Ch. 11) – MCS7

FCC ID: BCGA2926 IC: 579C-A2926		MEASUREMENT REPORT (CERTIFICATION)	Approved by: Technical Manager
Test Report S/N: 1C2311270070-14.BCG	Test Dates: 11/30/2023 - 2/23/2024	EUT Type: Tablet Device	Page 224 of 376

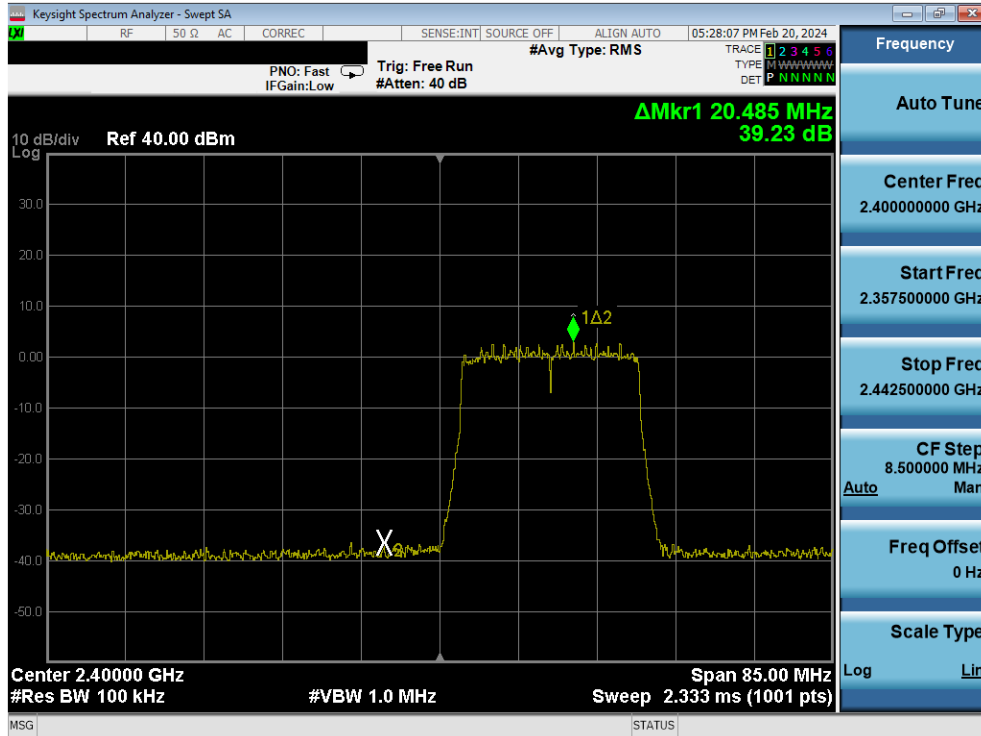


Plot 7-358. Band Edge Plot Antenna 2a (802.11n (2.4GHz) – Ch. 12) – MCS7

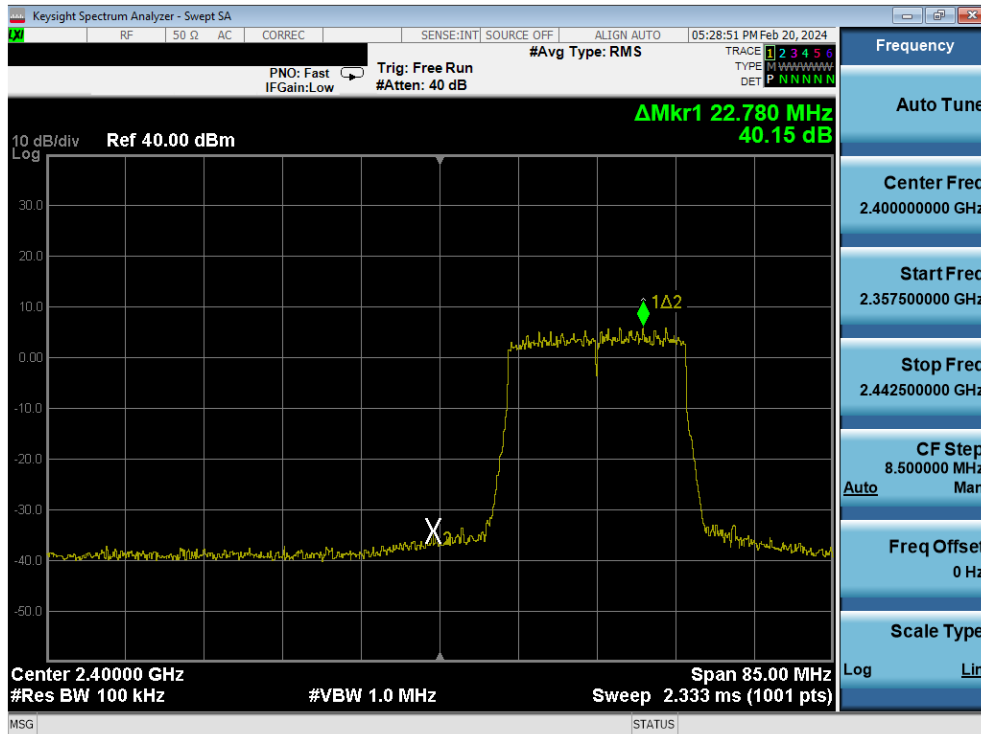


Plot 7-359. Band Edge Plot Antenna 2a (802.11n (2.4GHz) – Ch. 13) – MCS7

FCC ID: BCGA2926 IC: 579C-A2926		MEASUREMENT REPORT (CERTIFICATION)	Approved by: Technical Manager
Test Report S/N: 1C2311270070-14.BCG	Test Dates: 11/30/2023 - 2/23/2024	EUT Type: Tablet Device	Page 225 of 376

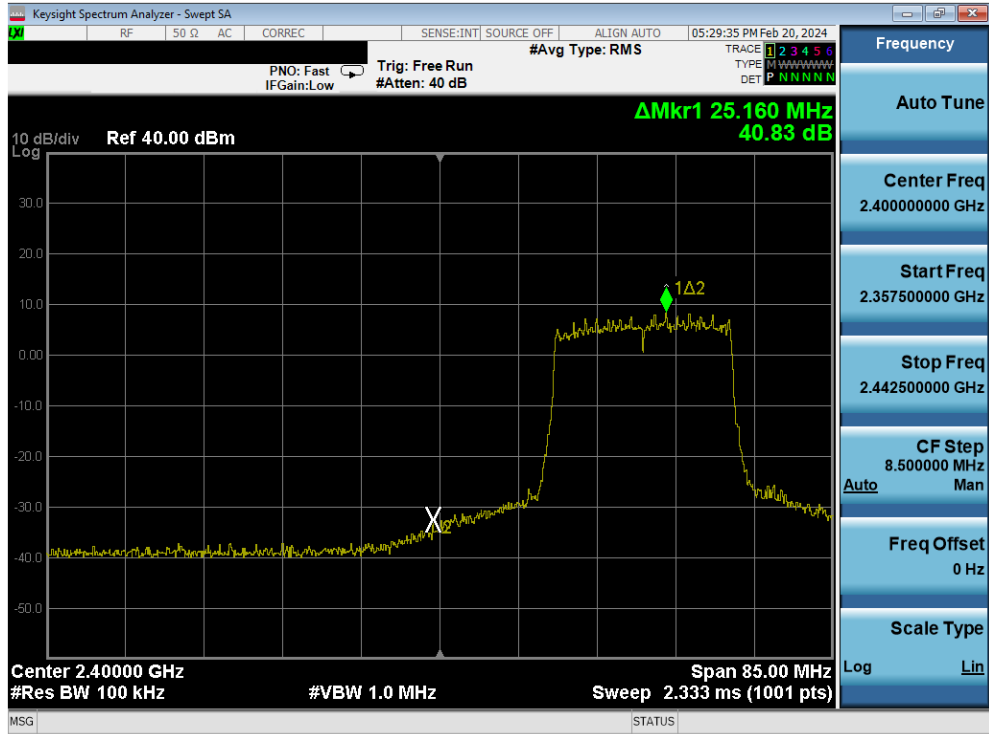


Plot 7-360. Band Edge Plot Antenna 2a (802.11ax (SU - 2.4GHz) – Ch. 1) – MCS9

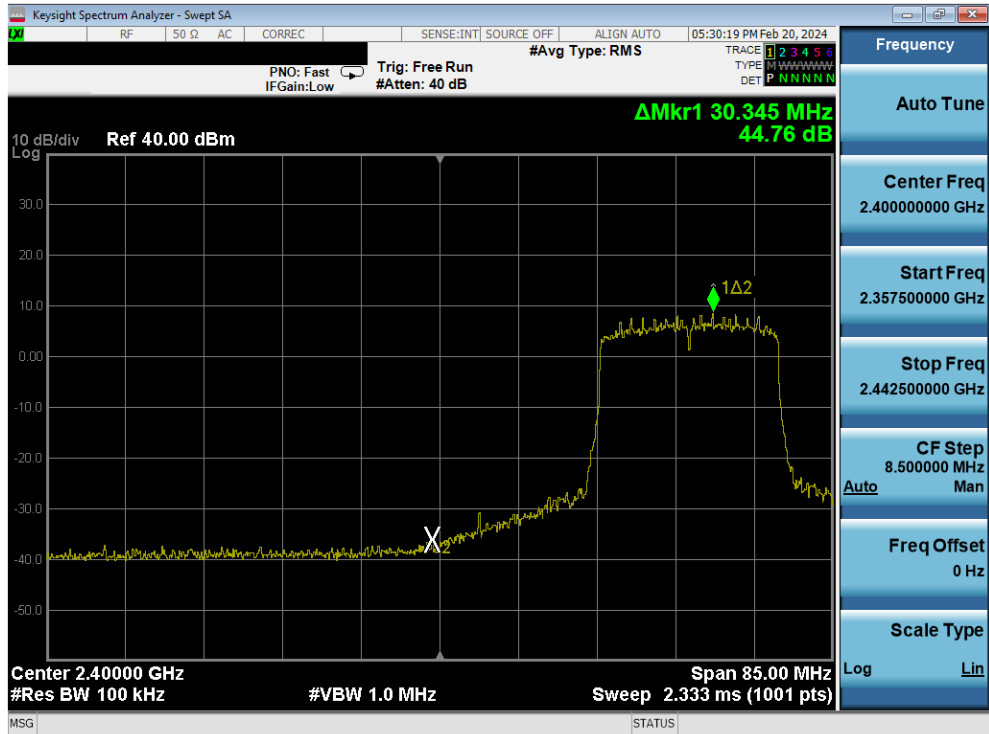


Plot 7-361. Band Edge Plot Antenna 2a (802.11ax (SU - 2.4GHz) – Ch. 2) – MCS9

FCC ID: BCGA2926 IC: 579C-A2926		MEASUREMENT REPORT (CERTIFICATION)	Approved by: Technical Manager
Test Report S/N: 1C2311270070-14.BCG	Test Dates: 11/30/2023 - 2/23/2024	EUT Type: Tablet Device	Page 226 of 376



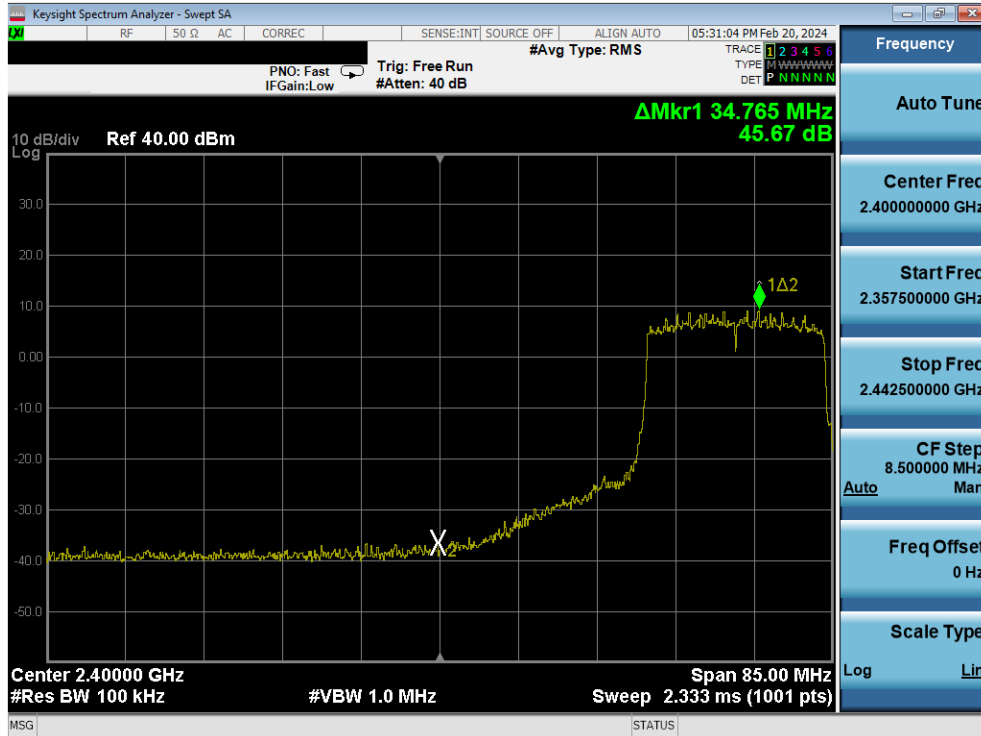
Plot 7-362. Band Edge Plot Antenna 2a (802.11ax (SU - 2.4GHz) – Ch. 3) – MCS9



Plot 7-363. Band Edge Plot Antenna 2a (802.11ax (SU - 2.4GHz) – Ch. 4) – MCS9

FCC ID: BCGA2926 IC: 579C-A2926		MEASUREMENT REPORT (CERTIFICATION)	Approved by: Technical Manager
Test Report S/N: 1C2311270070-14.BCG	Test Dates: 11/30/2023 - 2/23/2024	EUT Type: Tablet Device	Page 227 of 376



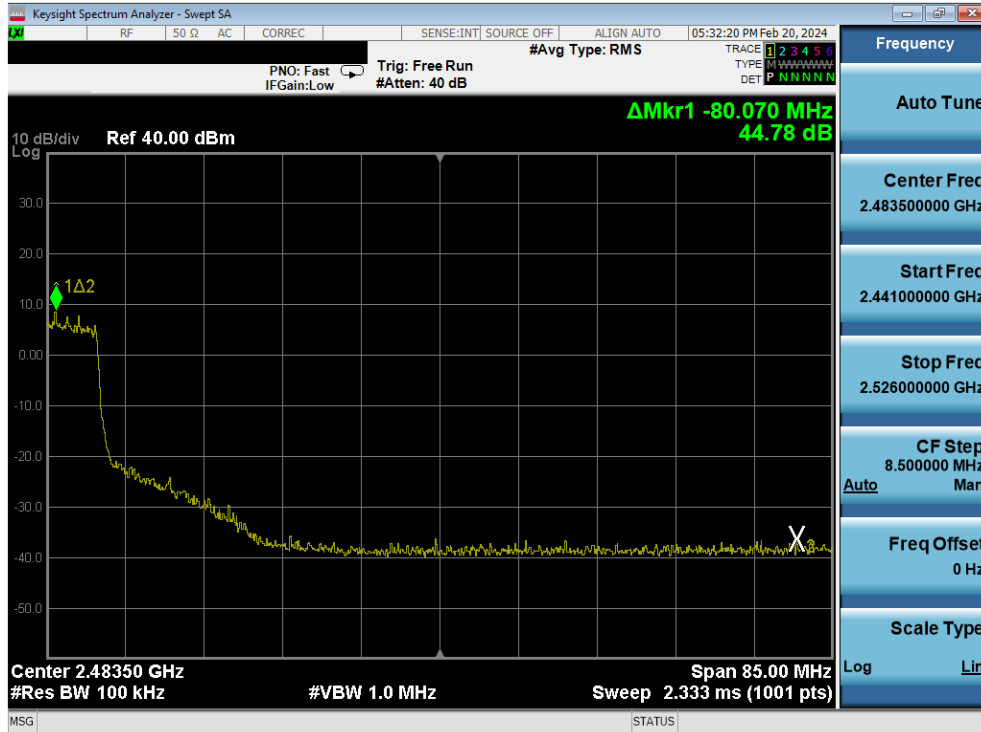


Plot 7-364. Band Edge Plot Antenna 2a (802.11ax (SU - 2.4GHz) – Ch. 5) – MCS9

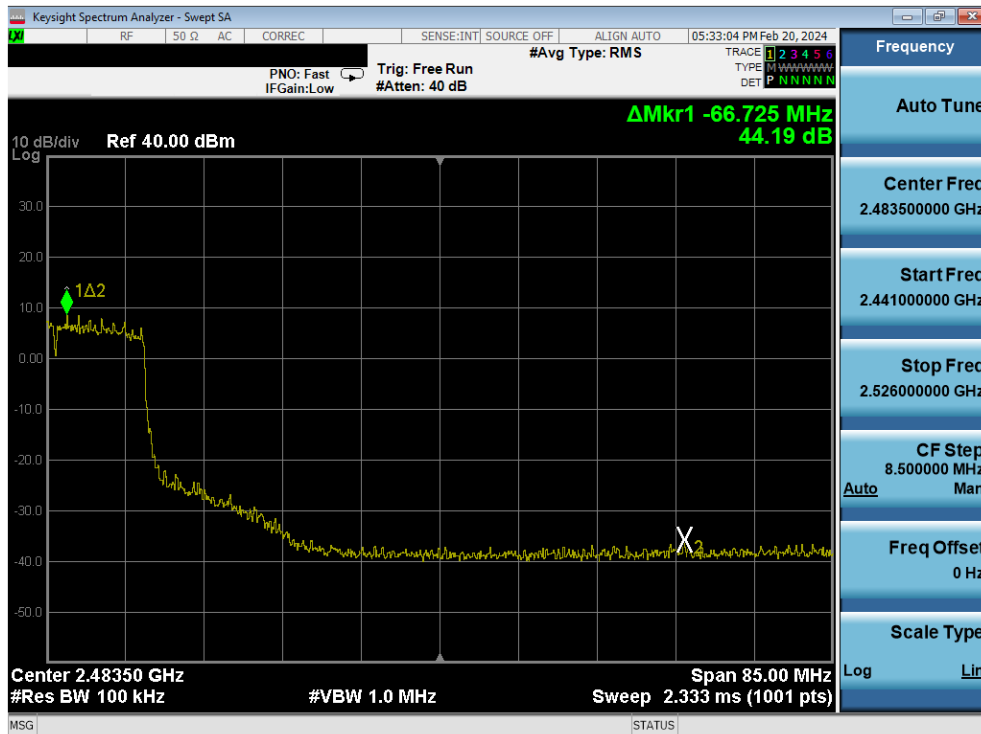


Plot 7-365. Band Edge Plot Antenna 2a (802.11ax (SU - 2.4GHz) – Ch. 6 (low)) – MCS9

FCC ID: BCGA2926 IC: 579C-A2926		MEASUREMENT REPORT (CERTIFICATION)	Approved by: Technical Manager
Test Report S/N: 1C2311270070-14.BCG	Test Dates: 11/30/2023 - 2/23/2024	EUT Type: Tablet Device	Page 228 of 376

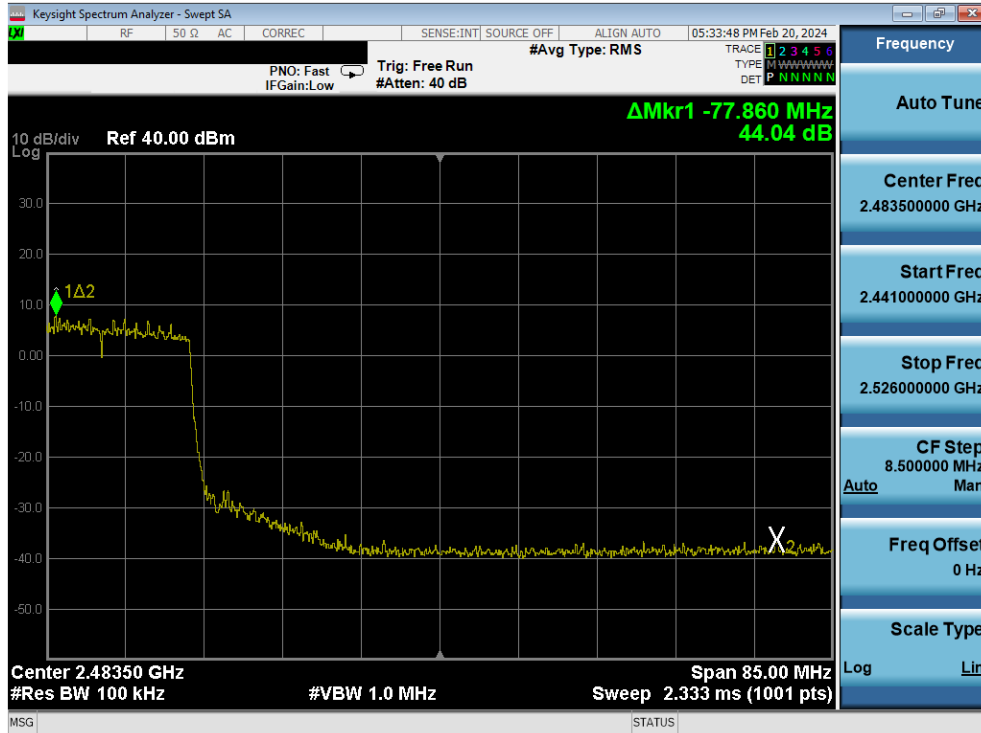


Plot 7-366. Band Edge Plot Antenna 2a (802.11ax (SU - 2.4GHz) – Ch. 6(high)) – MCS9

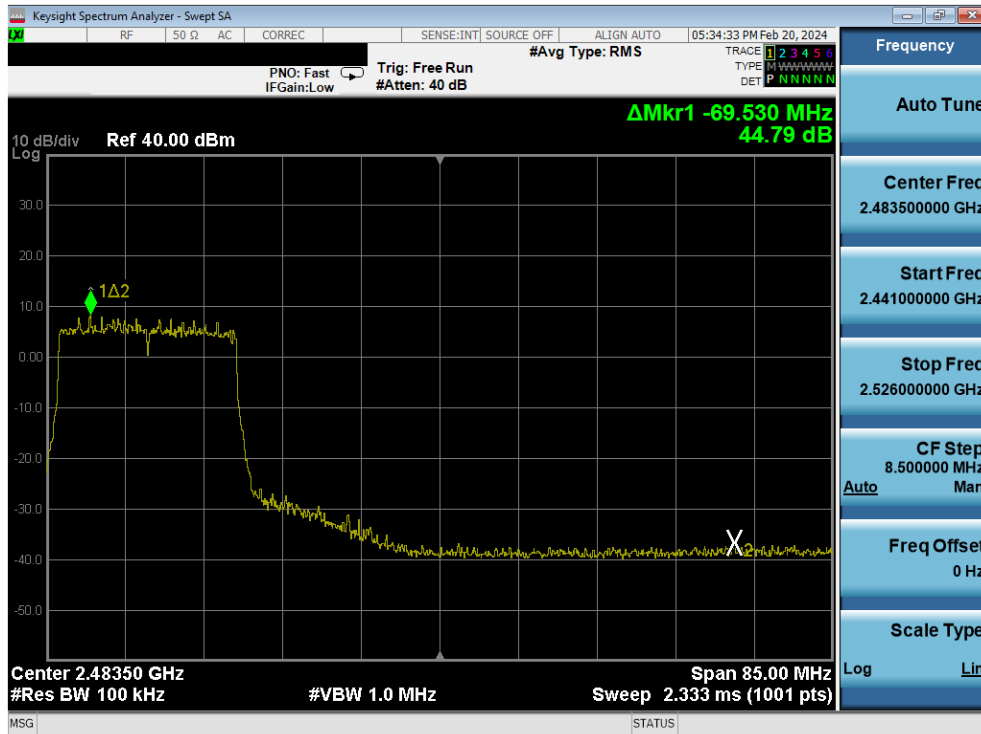


Plot 7-367. Band Edge Plot Antenna 2a (802.11ax (SU - 2.4GHz) – Ch. 7) – MCS9

FCC ID: BCGA2926 IC: 579C-A2926		MEASUREMENT REPORT (CERTIFICATION)	Approved by: Technical Manager
Test Report S/N: 1C2311270070-14.BCG	Test Dates: 11/30/2023 - 2/23/2024	EUT Type: Tablet Device	Page 229 of 376

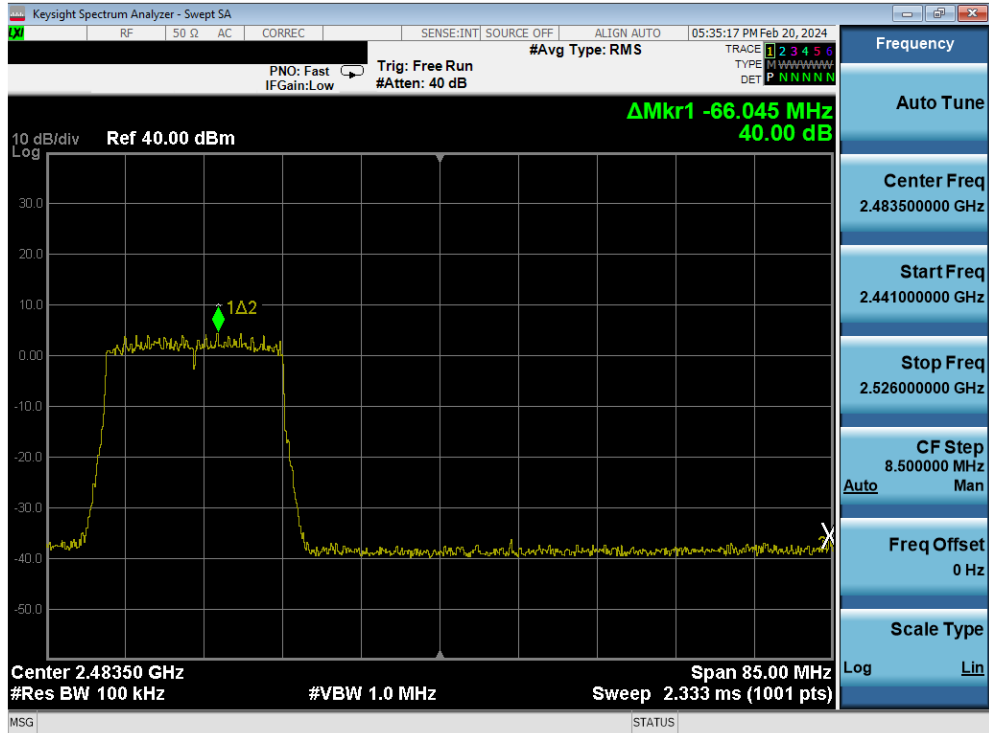


Plot 7-368. Band Edge Plot Antenna 2a (802.11ax (SU - 2.4GHz) – Ch. 8) – MCS9

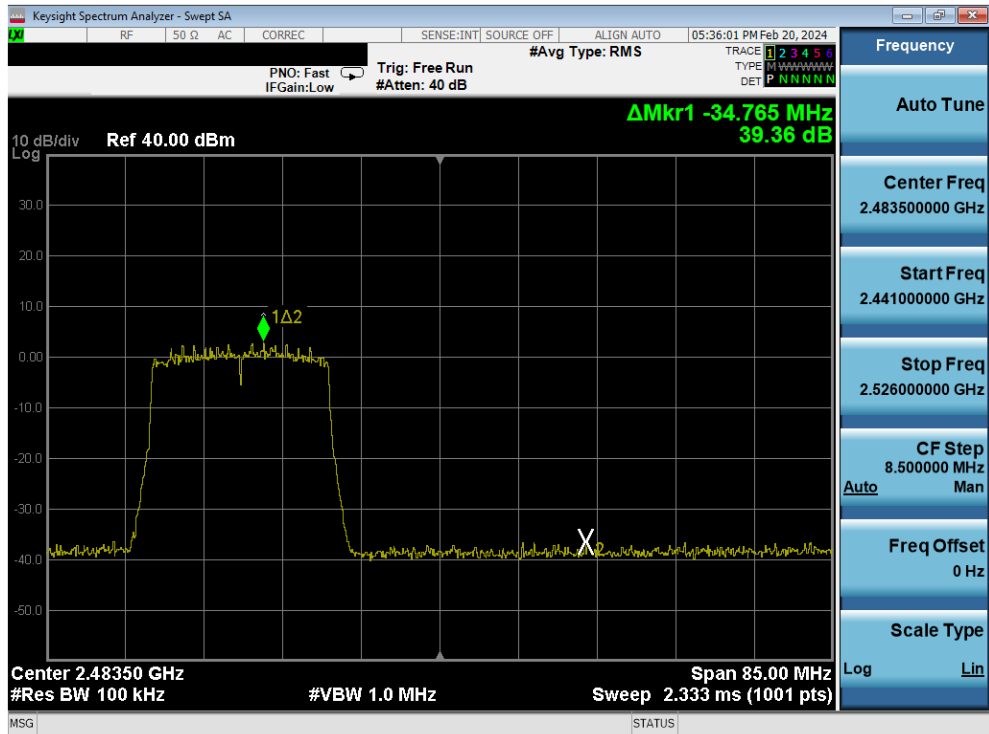


Plot 7-369. Band Edge Plot Antenna 2a (802.11ax (SU - 2.4GHz) – Ch. 9) – MCS9

FCC ID: BCGA2926 IC: 579C-A2926		MEASUREMENT REPORT (CERTIFICATION)	Approved by: Technical Manager
Test Report S/N: 1C2311270070-14.BCG	Test Dates: 11/30/2023 - 2/23/2024	EUT Type: Tablet Device	Page 230 of 376

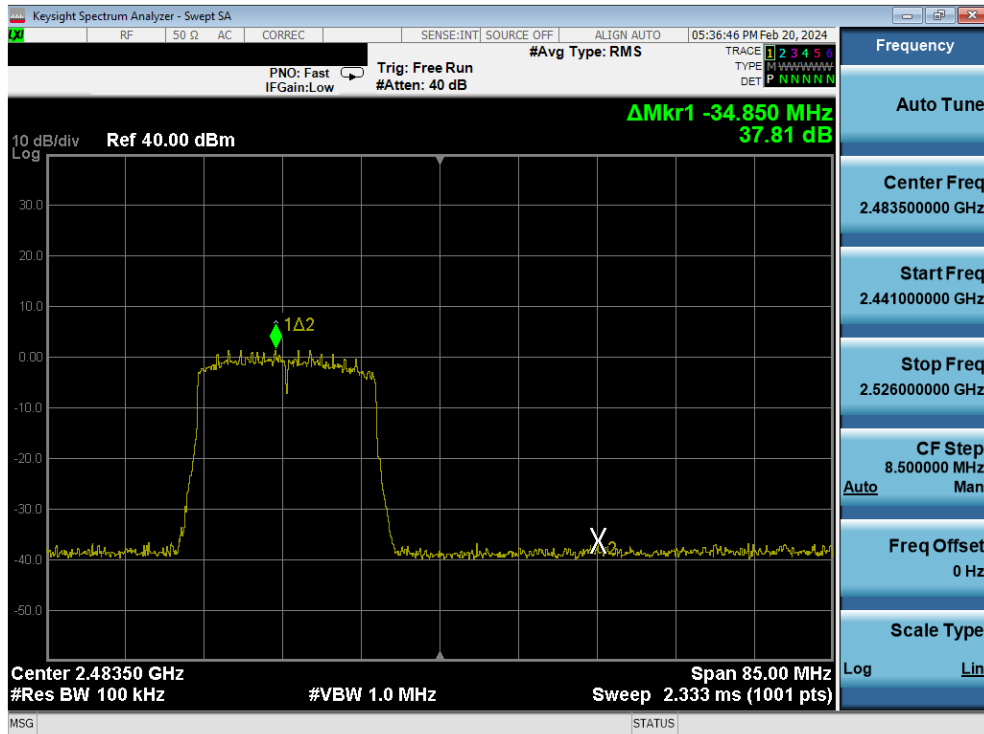


Plot 7-370. Band Edge Plot Antenna 2a (802.11ax (SU - 2.4GHz) – Ch. 10) – MCS9



Plot 7-371. Band Edge Plot Antenna 2a (802.11ax (SU - 2.4GHz) – Ch. 11) – MCS9

FCC ID: BCGA2926 IC: 579C-A2926		MEASUREMENT REPORT (CERTIFICATION)	Approved by: Technical Manager
Test Report S/N: 1C2311270070-14.BCG	Test Dates: 11/30/2023 - 2/23/2024	EUT Type: Tablet Device	Page 231 of 376



Plot 7-372. Band Edge Plot Antenna 2a (802.11ax (SU - 2.4GHz) – Ch. 12) – MCS9

FCC ID: BCGA2926 IC: 579C-A2926		MEASUREMENT REPORT (CERTIFICATION)	Approved by: Technical Manager
Test Report S/N: 1C2311270070-14.BCG	Test Dates: 11/30/2023 - 2/23/2024	EUT Type: Tablet Device	Page 232 of 376

V 10.6 09/14/2023

## 7.6 Conducted Spurious Emissions

§15.247(d); RSS-247 [5.5]

### Test Overview and Limit

All out of band emissions are measured with a spectrum analyzer connected to the antenna terminal of the EUT while the EUT is operating at its maximum duty cycle, at maximum power, and at the appropriate frequencies. All data rates were investigated to determine the worst case configuration. For the following out of band conducted spurious emissions plots, the EUT was investigated in all available data rates for “b”, “g”, “n”, “ax-SU” modes. The worst case spurious emissions for the 2.4GHz band were found while transmitting in “b” mode at 11 Mbps and are shown in the plots below.

***The limit for out-of-band spurious emissions at the band edge is 20dB below the fundamental emission level, as determined from the in-band power measurement of the DTS channel performed in a 100kHz bandwidth per the procedure in Section 11.11 of ANSI C63.10-2013 and KDB 558074 D01 v05r02.***

### Test Procedure Used

ANSI C63.10-2013 – Subclause 11.11.3  
 KDB 558074 D01 v05r02 – Section 8.5  
 ANSI C63.10-2013 – Subclause 14.3.3  
 KDB 662911 D01 v02r01 – Section E)3)b)

### Test Settings

1. Start frequency was set to 30MHz and stop frequency was set to 25GHz (separated into two plots per channel)
2. RBW = 1MHz
3. VBW = 3MHz
4. Detector = Peak
5. Trace mode = max hold
6. Sweep time = auto couple
7. The trace was allowed to stabilize

### Test Setup

The EUT and measurement equipment were set up as shown in the diagram below.



**Figure 7-5. Test Instrument & Measurement Setup**

FCC ID: BCGA2926 IC: 579C-A2926		MEASUREMENT REPORT (CERTIFICATION)	Approved by: Technical Manager
Test Report S/N: 1C2311270070-14.BCG	Test Dates: 11/30/2023 - 2/23/2024	EUT Type: Tablet Device	Page 233 of 376

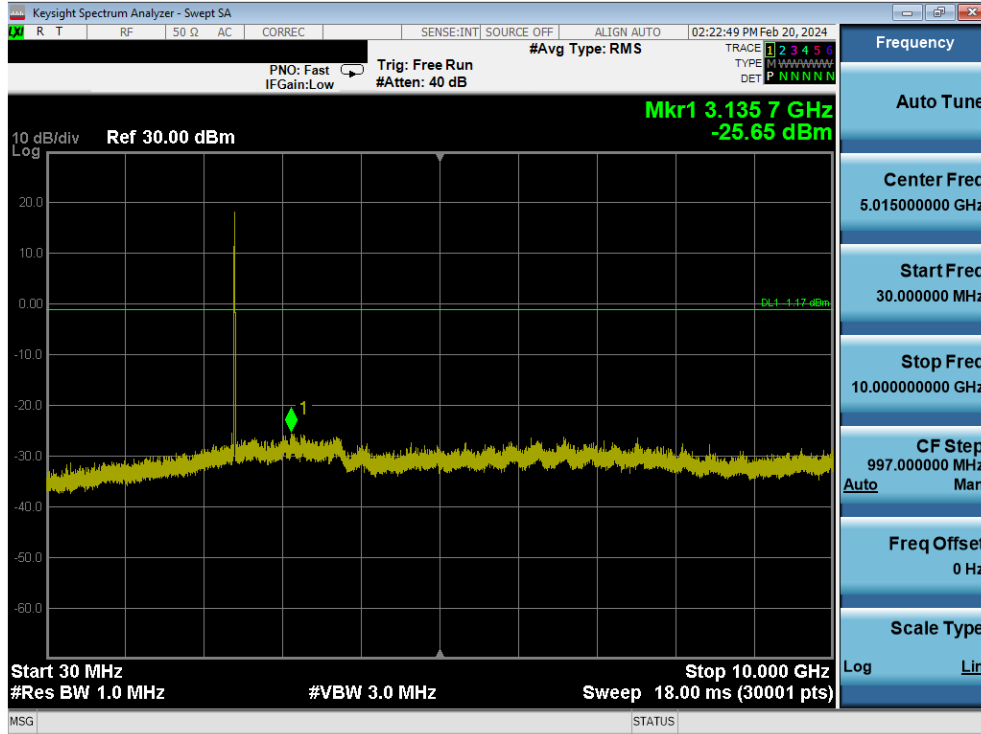
V 10.6 09/14/2023

**Test Notes**

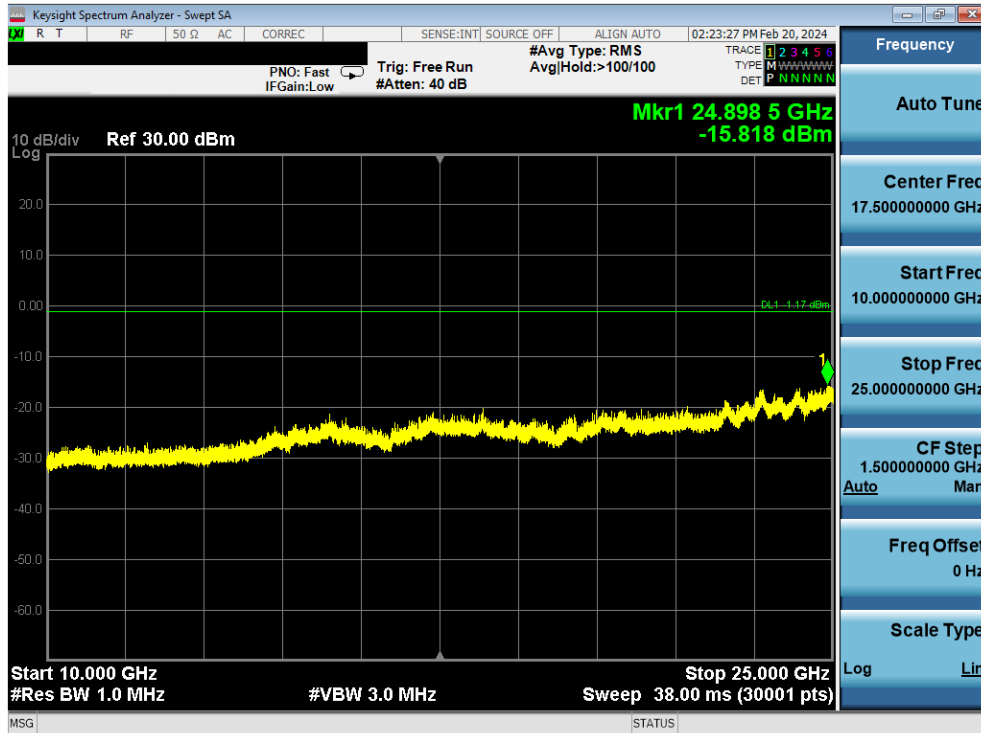
1. RBW was set to 1MHz rather than 100kHz in order to increase the measurement speed.
2. The display line shown in the following plots denotes the limit at 20dB below the fundamental emission level measured in a 100kHz bandwidth. However, since the traces in the following plots are measured with a 1MHz RBW, the display line may not necessarily appear to be 20dB below the level of the fundamental in a 1MHz bandwidth.
3. For plots showing conducted spurious emissions near the limit, the frequencies were investigated with a reduced RBW to ensure that no emissions were present.
4. The conducted spurious emissions were measured to relative limits. Therefore, in accordance with ANSI C63.10-2013 and KDB 662911 D01 v02r01 Section E)3)b), it was unnecessary to show compliance through the summation of test results of the individual outputs.
5. All modes, data rates, and antenna configurations were investigated and only the worse case is reported.

<b>FCC ID:</b> BCGA2926 <b>IC:</b> 579C-A2926	 <b>MEASUREMENT REPORT (CERTIFICATION)</b>	<b>Approved by:</b> Technical Manager
<b>Test Report S/N:</b> 1C2311270070-14.BCG		<b>Test Dates:</b> 11/30/2023 - 2/23/2024

## 7.6.1 Antenna 4a Conducted Spurious Emission



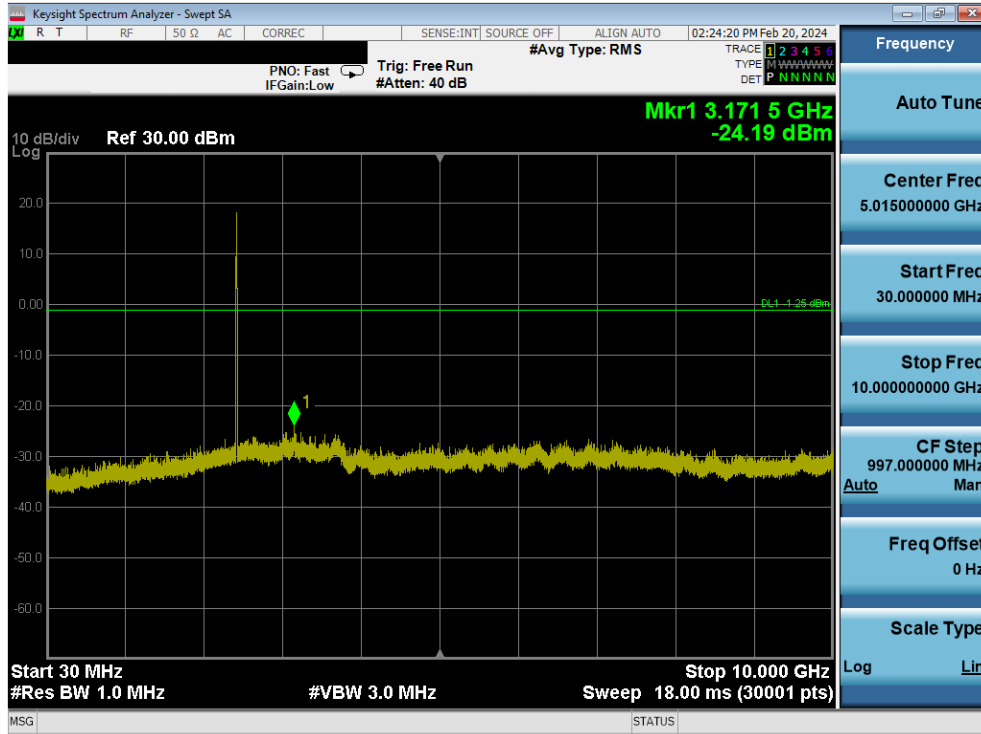
Plot 7-373. Conducted Spurious Plot Antenna 4a (802.11b – Ch. 1)



Plot 7-374. Conducted Spurious Plot Antenna 4a (802.11b – Ch. 1)

FCC ID: BCGA2926 IC: 579C-A2926		MEASUREMENT REPORT (CERTIFICATION)	Approved by: Technical Manager
Test Report S/N: 1C2311270070-14.BCG	Test Dates: 11/30/2023 - 2/23/2024	EUT Type: Tablet Device	Page 235 of 376



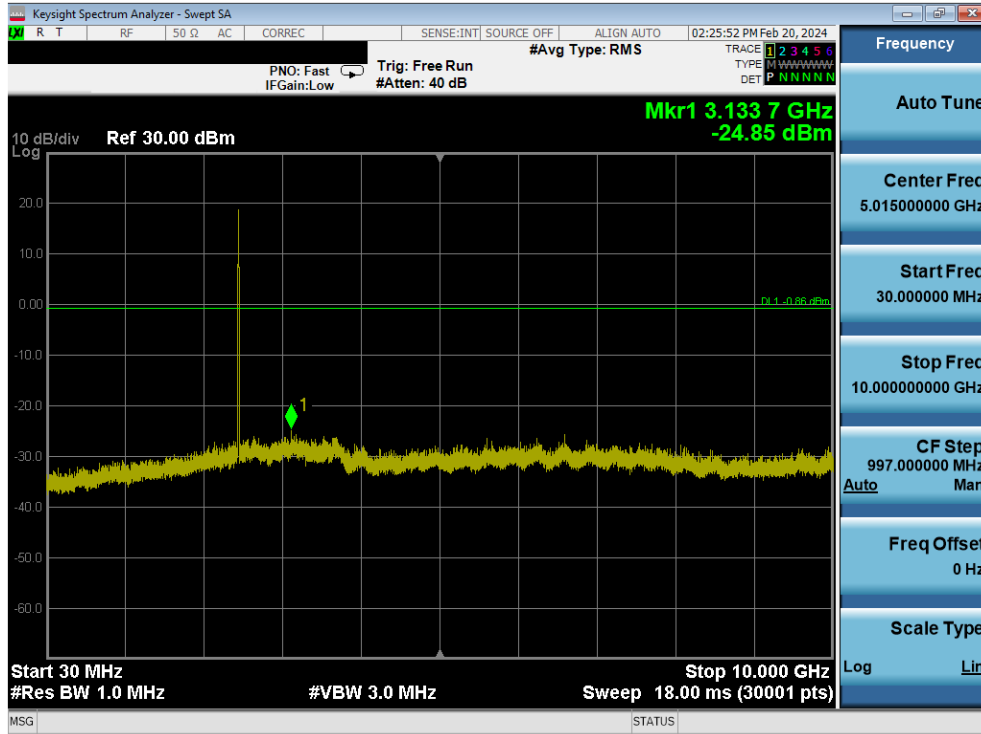


Plot 7-375. Conducted Spurious Plot Antenna 4a (802.11b - Ch. 6)

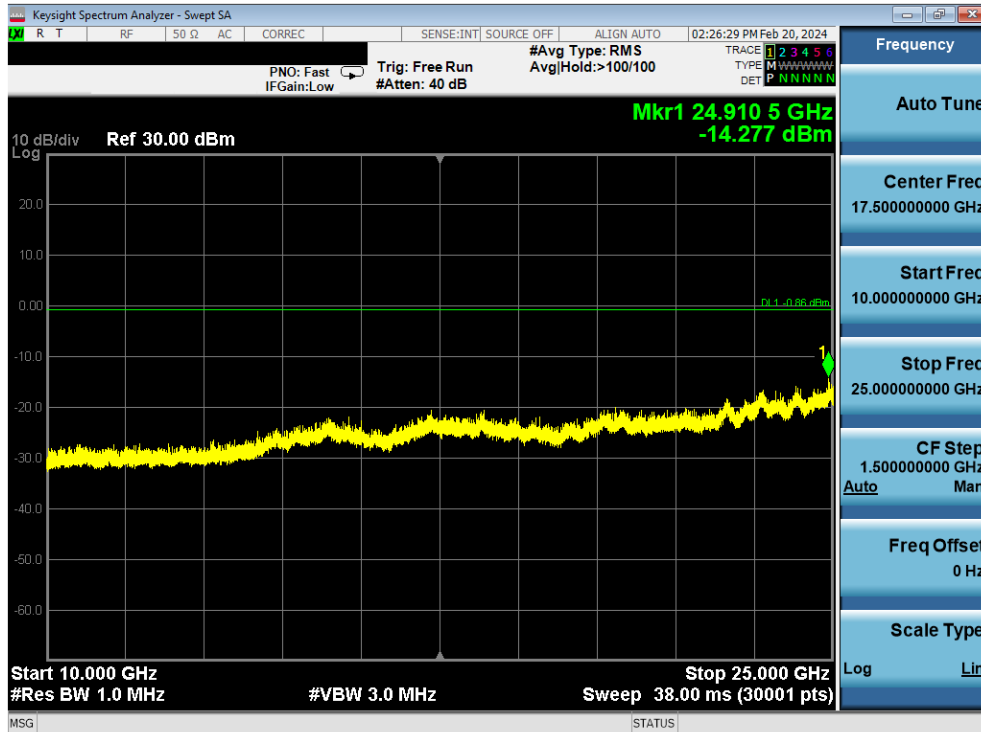


Plot 7-376. Conducted Spurious Plot Antenna 4a (802.11b - Ch. 6)

FCC ID: BCGA2926 IC: 579C-A2926		MEASUREMENT REPORT (CERTIFICATION)	Approved by: Technical Manager
Test Report S/N: 1C2311270070-14.BCG	Test Dates: 11/30/2023 - 2/23/2024	EUT Type: Tablet Device	Page 236 of 376



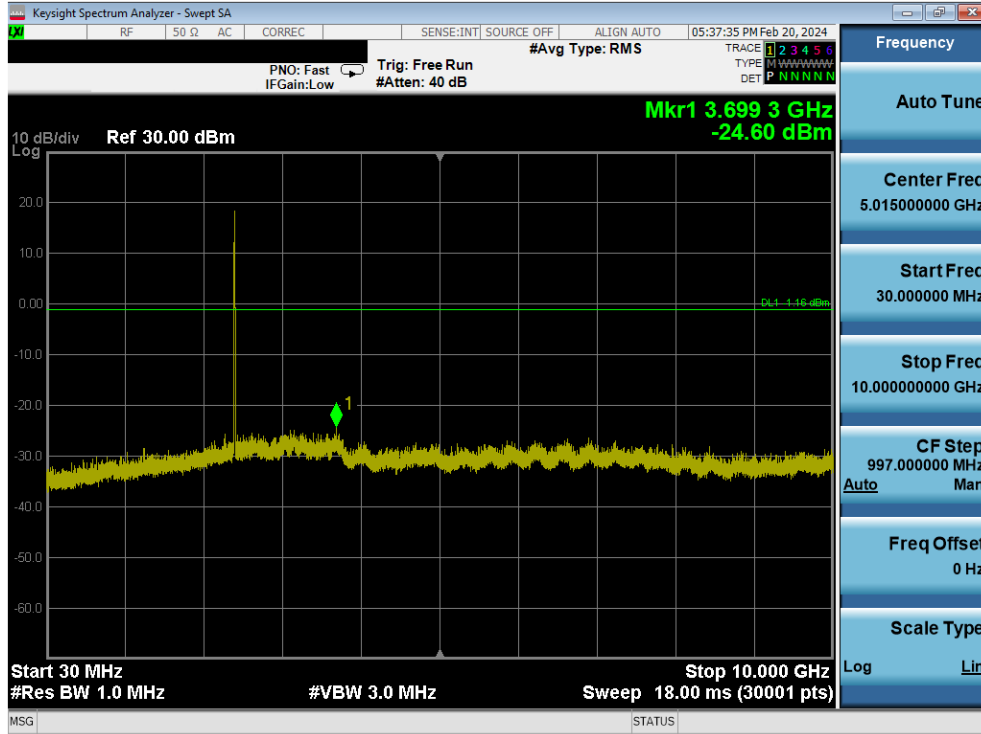
Plot 7-377. Conducted Spurious Plot Antenna 4a (802.11b – Ch. 11)



Plot 7-378. Conducted Spurious Plot Antenna 4a (802.11b – Ch. 11)

FCC ID: BCGA2926 IC: 579C-A2926		MEASUREMENT REPORT (CERTIFICATION)	Approved by: Technical Manager
Test Report S/N: 1C2311270070-14.BCG	Test Dates: 11/30/2023 - 2/23/2024	EUT Type: Tablet Device	Page 237 of 376

## 7.6.2 Antenna 2a Conducted Spurious Emissions

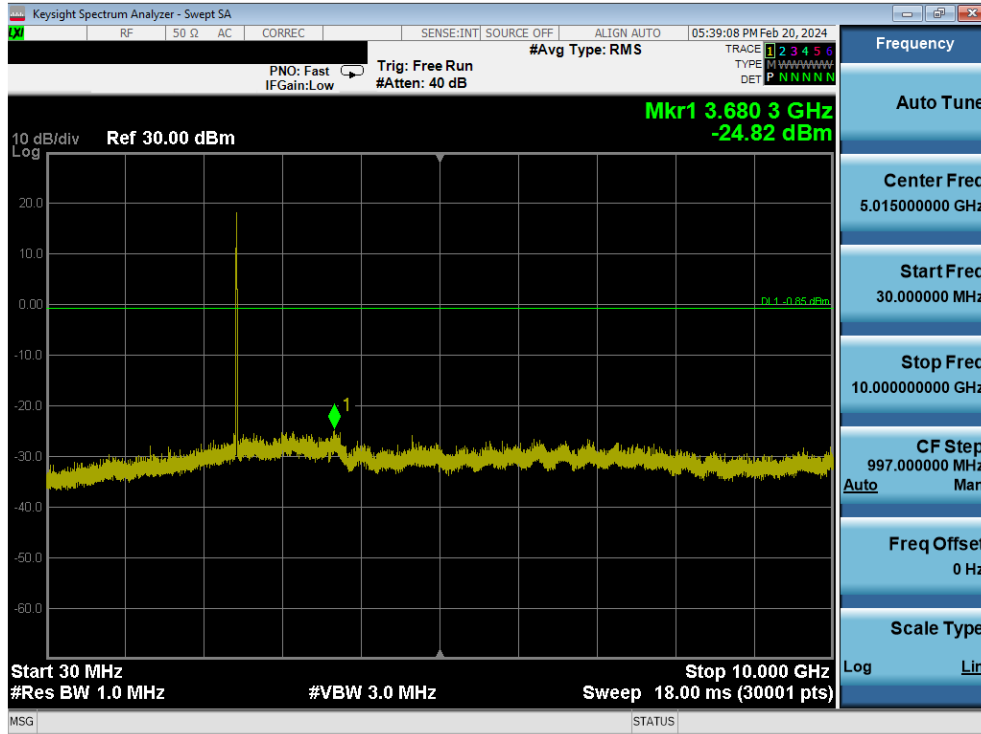


Plot 7-379. Conducted Spurious Plot Antenna 2a (802.11b – Ch. 1)



Plot 7-380. Conducted Spurious Plot Antenna 2a (802.11b – Ch. 1)

FCC ID: BCGA2926 IC: 579C-A2926		MEASUREMENT REPORT (CERTIFICATION)	Approved by: Technical Manager
Test Report S/N: 1C2311270070-14.BCG	Test Dates: 11/30/2023 - 2/23/2024	EUT Type: Tablet Device	Page 238 of 376

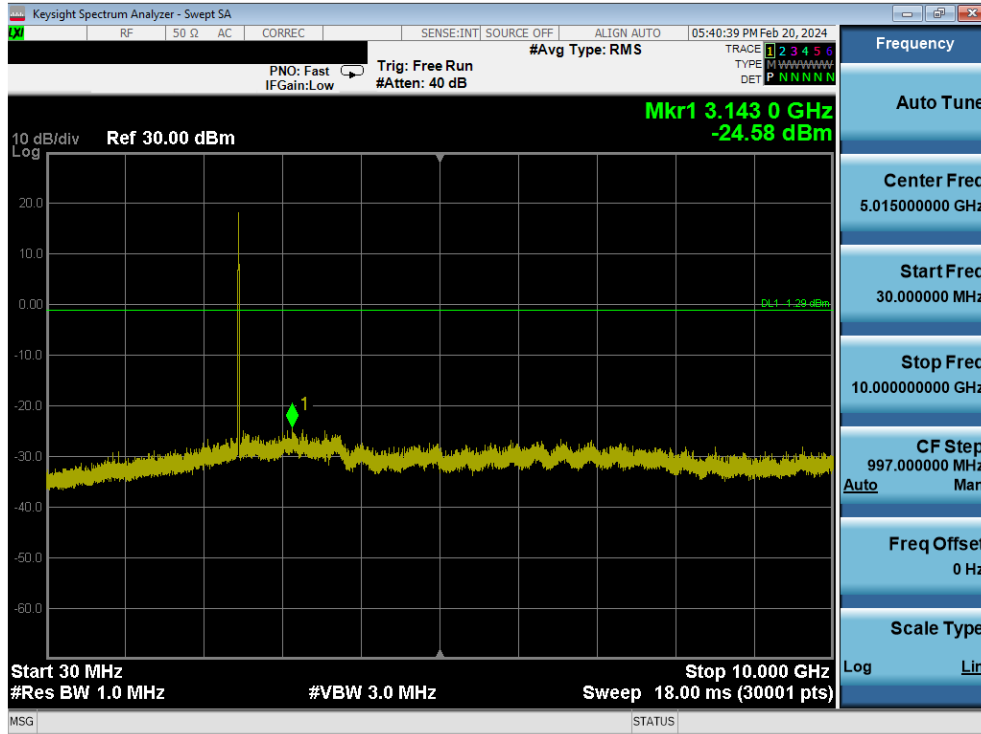


Plot 7-381. Conducted Spurious Plot Antenna 2a (802.11b – Ch. 6)



Plot 7-382. Conducted Spurious Plot Antenna 2a (802.11b – Ch. 6)

FCC ID: BCGA2926 IC: 579C-A2926		<b>MEASUREMENT REPORT (CERTIFICATION)</b>	<b>Approved by:</b> Technical Manager
<b>Test Report S/N:</b> 1C2311270070-14.BCG	<b>Test Dates:</b> 11/30/2023 - 2/23/2024	<b>EUT Type:</b> Tablet Device	Page 239 of 376



Plot 7-383. Conducted Spurious Plot Antenna 2a (802.11b – Ch. 11)



Plot 7-384. Conducted Spurious Plot Antenna 2a (802.11b – Ch. 11)

FCC ID: BCGA2926 IC: 579C-A2926		MEASUREMENT REPORT (CERTIFICATION)	Approved by: Technical Manager
Test Report S/N: 1C2311270070-14.BCG	Test Dates: 11/30/2023 - 2/23/2024	EUT Type: Tablet Device	Page 240 of 376

## 7.7 Radiated Spurious Emissions – Above 1 GHz

§15.247(d) §15.205 & §15.209; RSS-Gen [8.9]

### Test Overview and Limit

All out of band radiated spurious emissions are measured with a spectrum analyzer connected to a receive antenna while the EUT is operating at its maximum duty cycle, at maximum power, and at the appropriate frequencies. All data rates and modes were investigated for radiated spurious emissions. Only the radiated emissions of the configuration that produced the worst case emissions are reported in this section.

***All out of band emissions appearing in a restricted band as specified in Section 15.205 of the Title 47 CFR and Table 7 of RSS-Gen (8.10) must not exceed the limits shown in Table 7-47 per Section 15.209 and RSS-Gen (8.9).***

Frequency	Field Strength [ $\mu\text{V}/\text{m}$ ]	Measured Distance [Meters]
Above 960.0 MHz	500	3

**Table 7-47. Radiated Limits**

### Test Procedures Used

ANSI C63.10-2013 – Subclause 6.6.4.3  
KDB 558074 D01 v05r02 – Sections 8.6, 8.7

### Test Settings

#### Average Field Strength Measurements

1. Analyzer center frequency was set to the frequency of the radiated spurious emission of interest
2. RBW = 1MHz
3. VBW = 3MHz
4. Detector = power average (RMS)
5. Number of measurement points = 1001 (Number of points must be  $\geq 2 \times \text{span}/\text{RBW}$ )
6. Sweep time = auto
7. Trace (RMS) averaging was performed over at least 100 traces

#### Peak Field Strength Measurements

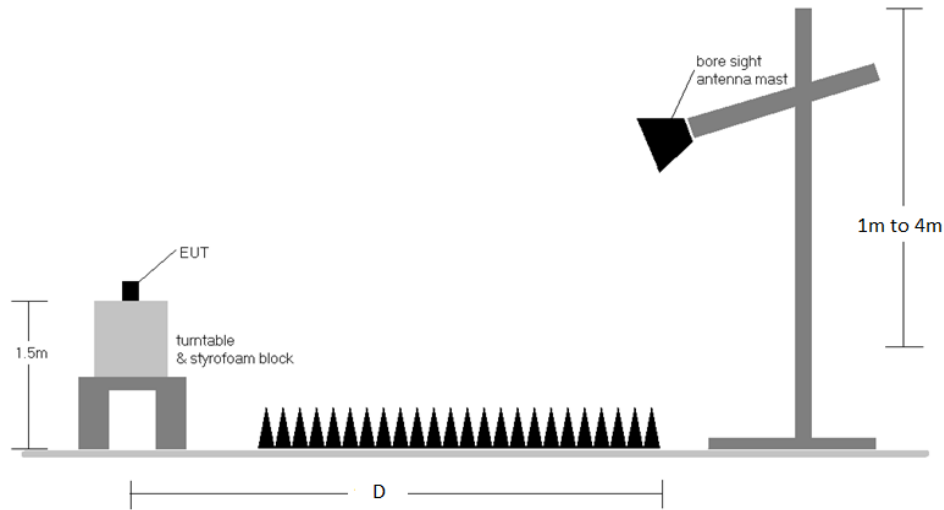
1. Analyzer center frequency was set to the frequency of the radiated spurious emission of interest
2. RBW = 1MHz
3. VBW = 3MHz
4. Detector = peak
5. Sweep time = auto couple
6. Trace mode = max hold
7. Trace was allowed to stabilize

FCC ID: BCGA2926 IC: 579C-A2926		MEASUREMENT REPORT (CERTIFICATION)	Approved by: Technical Manager
Test Report S/N: 1C2311270070-14.BCG	Test Dates: 11/30/2023 - 2/23/2024	EUT Type: Tablet Device	Page 241 of 376

V 10.6 09/14/2023

**Test Setup**

The EUT and measurement equipment were set up as shown in the diagram below.



**Figure 7-6. Radiated Measurement Setup**

**Test Notes**

1. The optional test procedures for antenna port conducted measurements of unwanted emissions per the guidance of KDB 558074 D01 v05r02 were not used to evaluate this device for compliance to radiated limits. All Radiated Spurious Emissions levels were measured in a radiated test setup.
2. All emissions lying in restricted bands specified in Section 15.205 and Section 8.10 of RSS-Gen are below the limit shown in Table 7-47.
3. The antenna is manipulated through typical positions, polarity and length during the tests. The EUT is manipulated through three orthogonal planes.
4. This unit was tested with its standard battery.
5. The spectrum is measured from 9kHz to the 10th harmonic of the fundamental frequency of the transmitter using CISPR quasi peak detector below 1GHz. Above 1 GHz, average and peak measurements were taken using linearly polarized horn antennas.
6. D is the measurement test distance and emissions 1-18GHz were measured at a 3 meters test distance while emissions above 18GHz were measured at a 1 meter test distance with the application of a distance correction factor.
7. The wide spectrum spurious emissions plots shown on the following pages are used only for the purpose of emission identification. Any emissions found to be within 20dB of the limit are fully investigated and the results are shown in this section.
8. The "-" shown in the following RSE tables are used to denote a noise floor measurement.
9. All antenna configurations were investigated and only the worst case is reported.
10. The unit was tested with all possible modes and only the highest emission is reported.

FCC ID: BCGA2926 IC: 579C-A2926		MEASUREMENT REPORT (CERTIFICATION)	Approved by: Technical Manager
Test Report S/N: 1C2311270070-14.BCG	Test Dates: 11/30/2023 - 2/23/2024	EUT Type: Tablet Device	Page 242 of 376

**Sample Calculations**

**Determining Spurious Emissions Levels**

- Field Strength Level  $_{[dB\mu V/m]} = \text{Analyzer Level }_{[dBm]} + 107 + \text{AFCL }_{[dB/m]}$
- $\text{AFCL }_{[dB/m]} = \text{Antenna Factor }_{[dB/m]} + \text{Cable Loss }_{[dB]} - \text{Preamplifier Gain }_{[dB]}$
- $\text{Margin }_{[dB]} = \text{Field Strength Level }_{[dB\mu V/m]} - \text{Limit }_{[dB\mu V/m]}$

**Radiated Band Edge Measurement Offset**

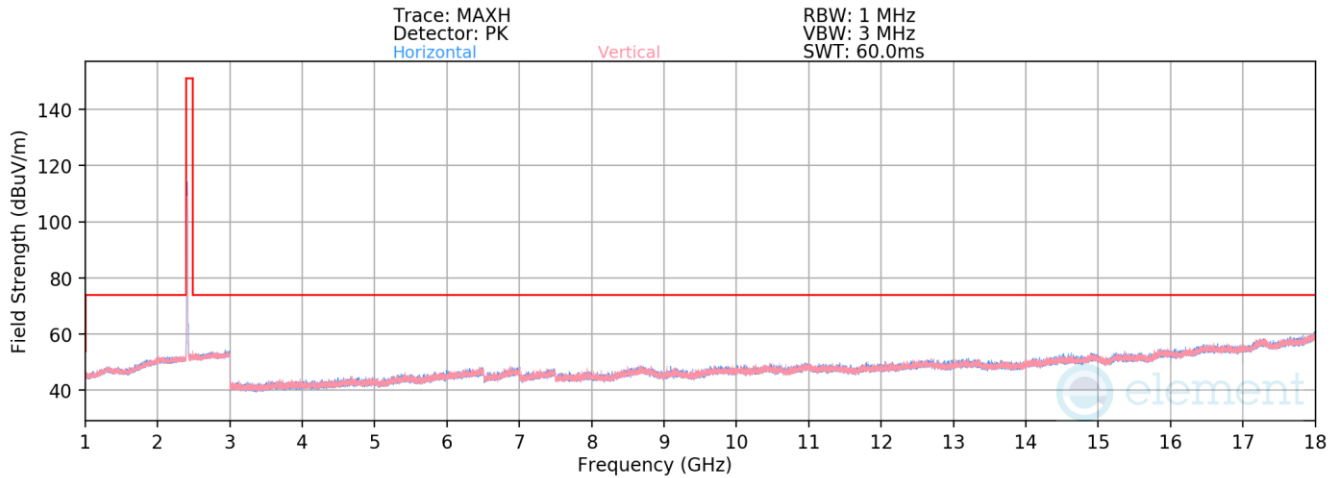
- The amplitude offset shown in the radiated restricted band edge plots in Section 7.7.4, 7.7.5, and 7.7.6 were calculated using the formula:  
 $\text{Offset (dB)} = (\text{Antenna Factor} + \text{Cable Loss} + \text{Attenuator}) - \text{Preamplifier Gain}$

<b>FCC ID:</b> BCGA2926 <b>IC:</b> 579C-A2926	 <b>MEASUREMENT REPORT (CERTIFICATION)</b>	<b>Approved by:</b> Technical Manager
<b>Test Report S/N:</b> 1C2311270070-14.BCG		<b>Test Dates:</b> 11/30/2023 - 2/23/2024



### 7.7.1 Antenna 4a Radiated Spurious Emission Measurements

§15.247(d) §15.205 & §15.209; RSS-Gen [8.9]



**Plot 7-385. Radiated Spurious Emissions above 1GHz Antenna 4a (802.11b – Ch. 1)**

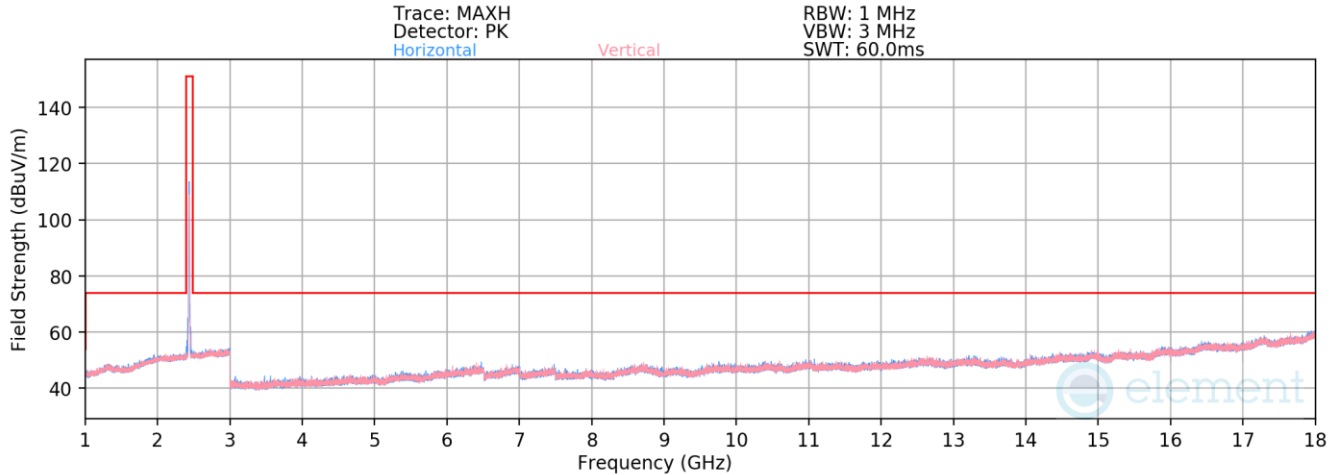
Mode: 802.11b  
 Data Rate: 1Mbps  
 Distance of Measurements: 3 Meters  
 Operating Frequency: 2412MHz  
 Channel: 1

Frequency [MHz]	Detector	Ant. Pol. [H/V]	Antenna Height [cm]	Turntable Azimuth [degree]	Analyzer Level [dBm]	AFCL [dB/m]	Field Strength [dBμV/m]	Limit [dBμV/m]	Margin [dB]
4824.00	Avg	-	-	-	-78.55	4.60	33.05	53.98	-20.93
4824.00	Peak	-	-	-	-66.99	4.60	44.61	73.98	-29.37
12060.00	Avg	-	-	-	-81.02	12.83	38.81	53.98	-15.17
12060.00	Peak	-	-	-	-69.26	12.83	50.57	73.98	-23.41

**Table 7-48. Radiated Measurements Antenna 4a**

FCC ID: BCGA2926 IC: 579C-A2926		MEASUREMENT REPORT (CERTIFICATION)	Approved by: Technical Manager
Test Report S/N: 1C2311270070-14.BCG	Test Dates: 11/30/2023 - 2/23/2024	EUT Type: Tablet Device	Page 244 of 376

V 10.6 09/14/2023



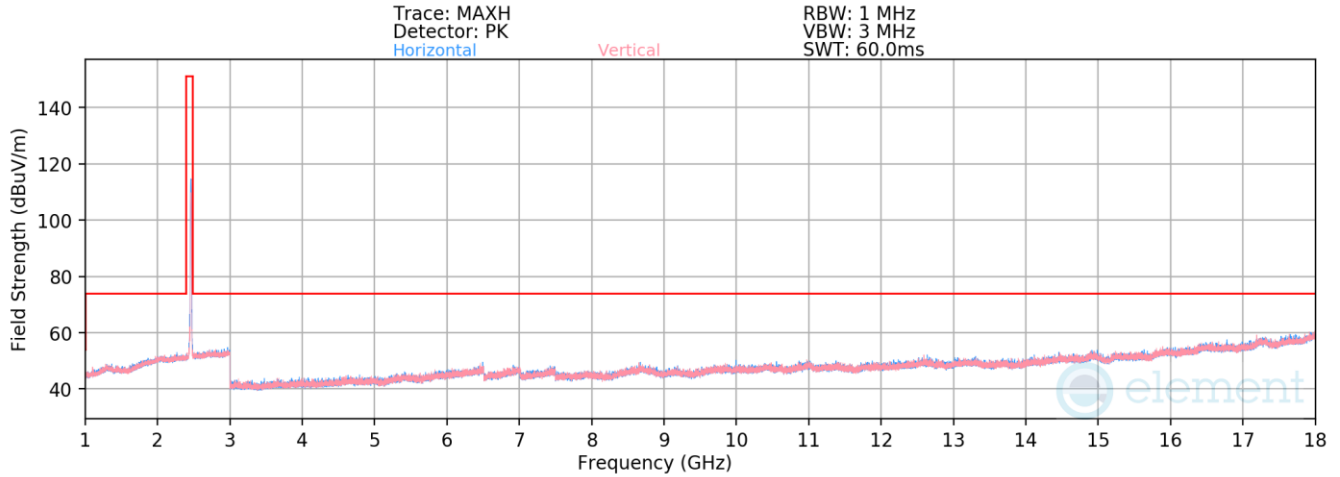
**Plot 7-386. Radiated Spurious Emissions above 1GHz Antenna 4a (802.11b – Ch. 6)**

Mode: 802.11b  
 Data Rate: 1Mbps  
 Distance of Measurements: 3 Meters  
 Operating Frequency: 2437MHz  
 Channel: 6

Frequency [MHz]	Detector	Ant. Pol. [H/V]	Antenna Height [cm]	Turntable Azimuth [degree]	Analyzer Level [dBm]	AFCL [dB/m]	Field Strength [dB $\mu$ V/m]	Limit [dB $\mu$ V/m]	Margin [dB]
4874.00	Avg	-	-	-	-78.63	4.56	32.93	53.98	-21.05
4874.00	Peak	-	-	-	-66.62	4.56	44.94	73.98	-29.04
7311.00	Avg	-	-	-	-79.59	8.37	35.78	53.98	-18.20
7311.00	Peak	-	-	-	-67.62	8.37	47.75	73.98	-26.23
12185.00	Avg	-	-	-	-81.06	13.16	39.10	53.98	-14.88
12185.00	Peak	-	-	-	-69.64	13.16	50.52	73.98	-23.46

**Table 7-49. Radiated Measurements Antenna 4a**

FCC ID: BCGA2926 IC: 579C-A2926		MEASUREMENT REPORT (CERTIFICATION)	Approved by: Technical Manager
Test Report S/N: 1C2311270070-14.BCG	Test Dates: 11/30/2023 - 2/23/2024	EUT Type: Tablet Device	Page 245 of 376



**Plot 7-387. Radiated Spurious Emissions above 1GHz Antenna 4a (802.11b – Ch. 11)**

Mode: 802.11b  
 Data Rate: 1Mbps  
 Distance of Measurements: 3 Meters  
 Operating Frequency: 2462MHz  
 Channel: 11

Frequency [MHz]	Detector	Ant. Pol. [H/V]	Antenna Height [cm]	Turntable Azimuth [degree]	Analyzer Level [dBm]	AFCL [dB/m]	Field Strength [dBμV/m]	Limit [dBμV/m]	Margin [dB]
4924.00	Avg	-	-	-	-78.26	4.64	33.38	53.98	-20.60
4924.00	Peak	-	-	-	-66.59	4.64	45.05	73.98	-28.93
7386.00	Avg	-	-	-	-79.60	8.37	35.77	53.98	-18.21
7386.00	Peak	-	-	-	-67.12	8.37	48.25	73.98	-25.73
12310.00	Avg	-	-	-	-81.10	13.64	39.54	53.98	-14.44
12310.00	Peak	-	-	-	-69.20	13.64	51.44	73.98	-22.54

**Table 7-50. Radiated Measurements Antenna 4a**

FCC ID: BCGA2926 IC: 579C-A2926		MEASUREMENT REPORT (CERTIFICATION)	Approved by: Technical Manager
Test Report S/N: 1C2311270070-14.BCG	Test Dates: 11/30/2023 - 2/23/2024	EUT Type: Tablet Device	Page 246 of 376