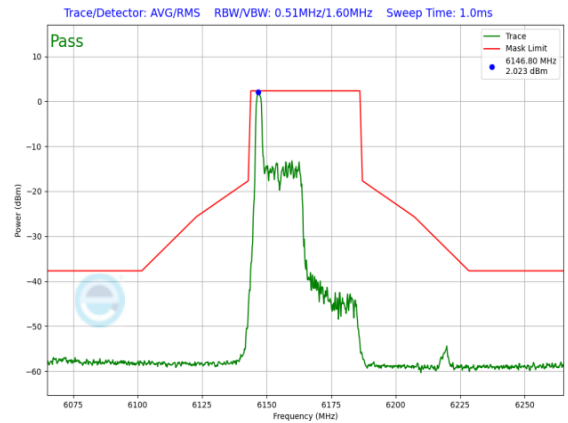
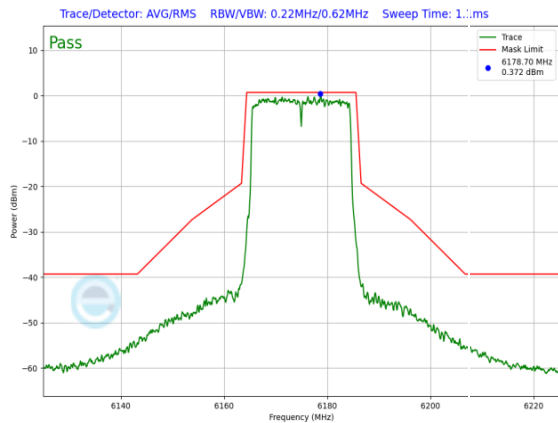


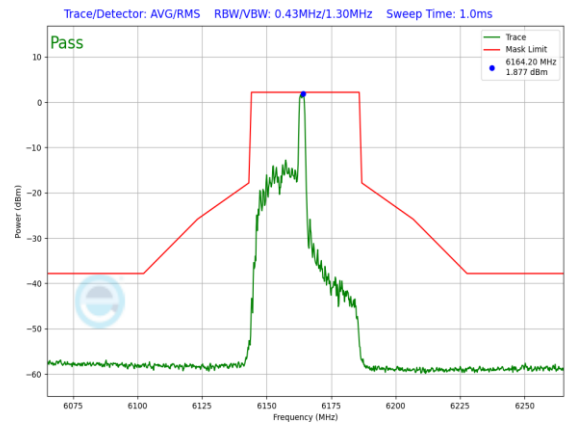
**Plot 7-967. SP In-Band Emission Plot CDD Primary Antenna WF5B (20MHz) 802.11ax RU242 (UNII Band 5) – Ch. 45)**



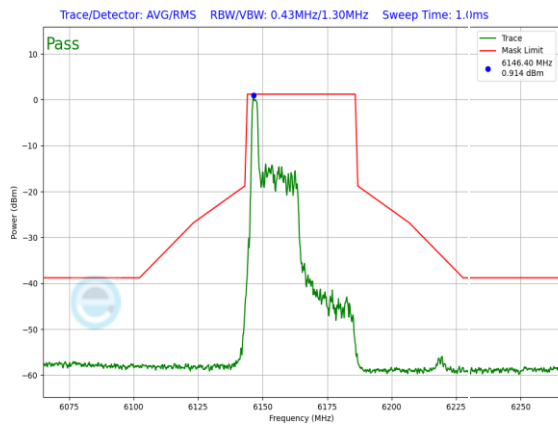
**Plot 7-970. SP In-Band Emission Plot CDD Primary Antenna 4a (40MHz) 802.11ax RU26 (UNII Band 5) – Ch. 43)**



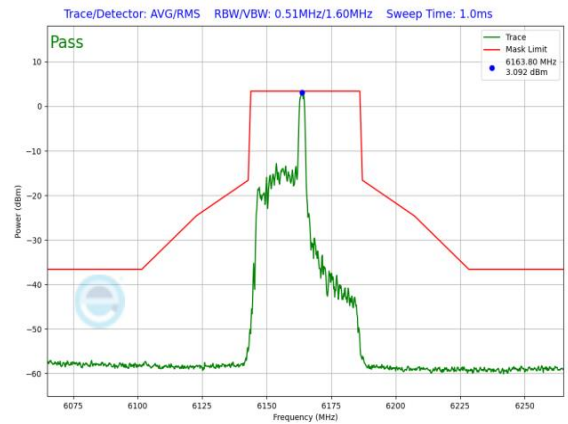
**Plot 7-968. SP In-Band Emission Plot CDD Primary Antenna 4a (20MHz) 802.11ax RU242 (UNII Band 5) – Ch. 45)**



**Plot 7-971. SP In-Band Emission Plot CDD Primary Antenna WF5B (40MHz) 802.11ax RU26 (UNII Band 5) – Ch. 43)**

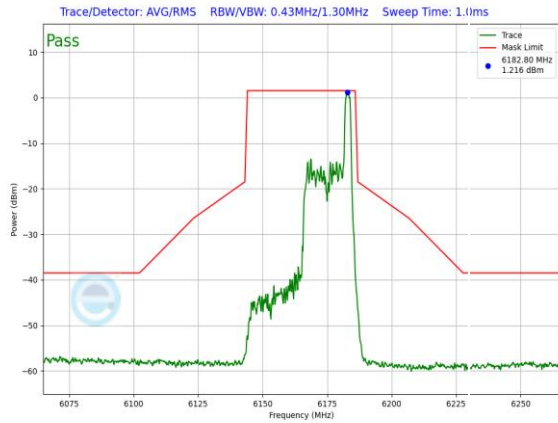


**Plot 7-969. SP In-Band Emission Plot CDD Primary Antenna WF5B (40MHz) 802.11ax RU26 (UNII Band 5) – Ch. 43)**

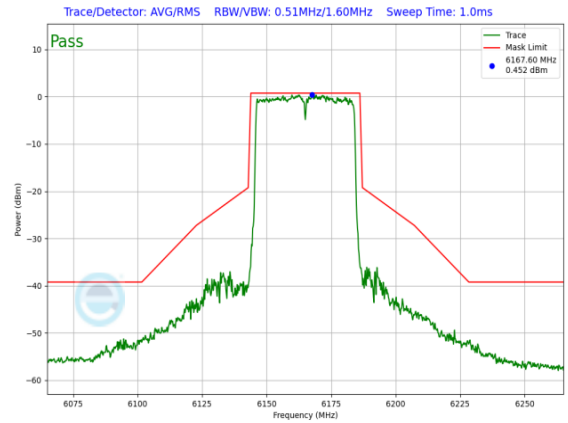


**Plot 7-972. SP In-Band Emission Plot CDD Primary Antenna 4a (40MHz) 802.11ax RU26 (UNII Band 5) – Ch. 43)**

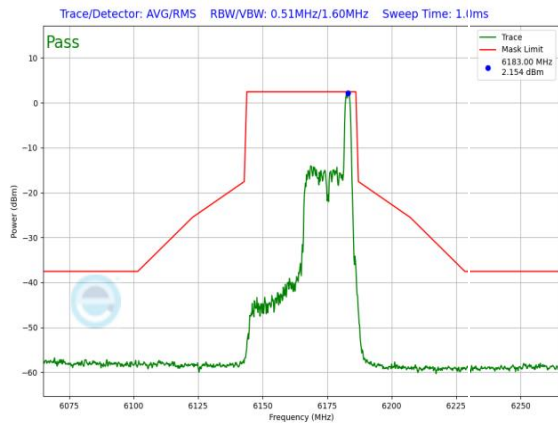
FCC ID: BCGA2926 IC: 579C-A2926		<b>MEASUREMENT REPORT (CERTIFICATION)</b>	<b>Approved by:</b> Technical Manager
<b>Test Report S/N:</b> 1C2311270070-25.BCG	<b>Test Dates:</b> 1/3/2024 - 2/28/2024	<b>EUT Type:</b> Tablet Device	Page 273 of 600



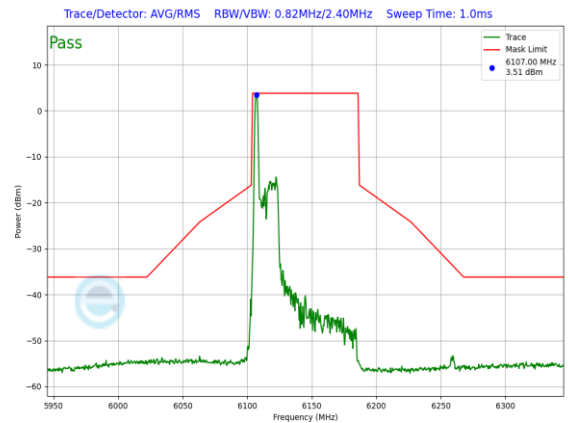
Plot 7-973. SP In-Band Emission Plot CDD Primary Antenna WF5B (40MHz 802.11ax RU26 (UNII Band 5) – Ch. 43)



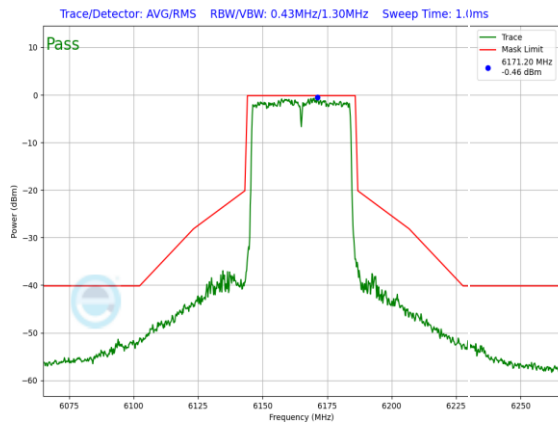
Plot 7-976. SP In-Band Emission Plot CDD Primary Antenna 4a (40MHz 802.11ax RU484 (UNII Band 5) – Ch. 43)



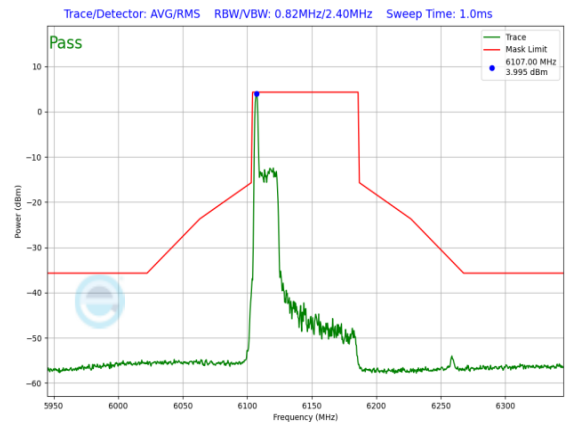
Plot 7-974. SP In-Band Emission Plot CDD Primary Antenna 4a (40MHz 802.11ax RU26 (UNII Band 5) – Ch. 43)



Plot 7-977. SP In-Band Emission Plot CDD Primary Antenna WF5B (80MHz 802.11ax RU26 (UNII Band 5) – Ch. 39)

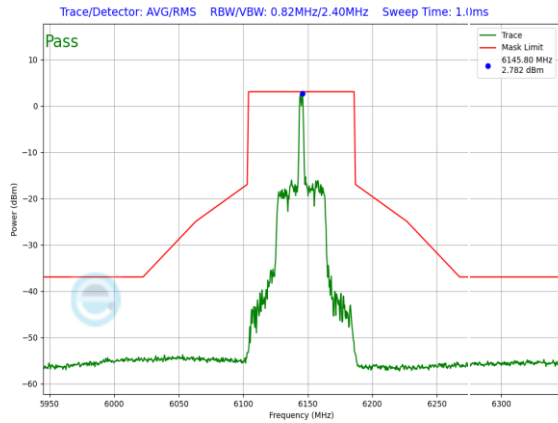


Plot 7-975. SP In-Band Emission Plot CDD Primary Antenna WF5B (40MHz 802.11ax RU484 (UNII Band 5) – Ch. 43)

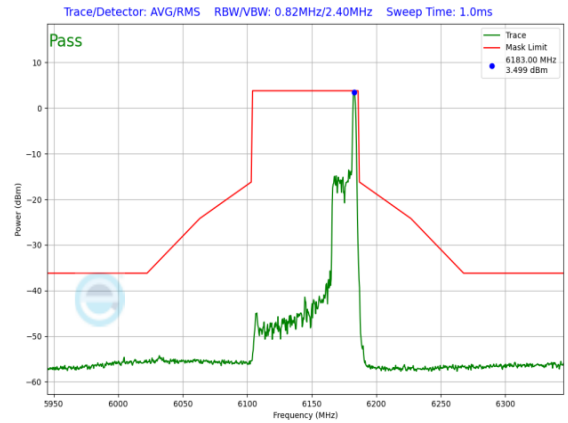


Plot 7-978. SP In-Band Emission Plot CDD Primary Antenna 4a (80MHz 802.11ax RU26 (UNII Band 5) – Ch. 39)

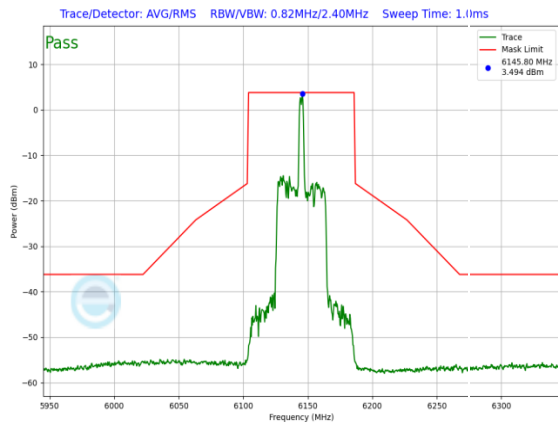
FCC ID: BCGA2926 IC: 579C-A2926		MEASUREMENT REPORT (CERTIFICATION)	Approved by: Technical Manager
Test Report S/N: 1C2311270070-25.BCG	Test Dates: 1/3/2024 - 2/28/2024	EUT Type: Tablet Device	Page 274 of 600



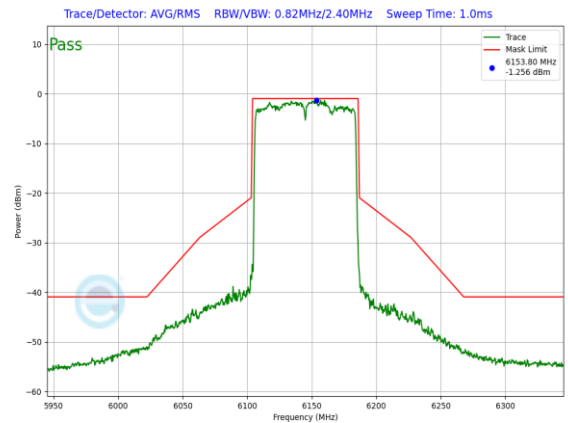
Plot 7-979. SP In-Band Emission Plot CDD Primary Antenna WF5B (80MHz 802.11ax RU26 (UNII Band 5) – Ch. 39)



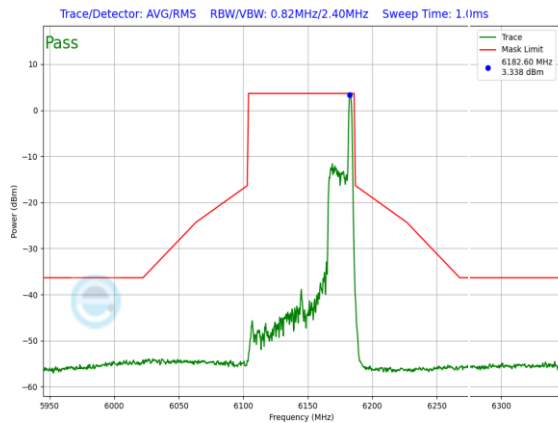
Plot 7-982. SP In-Band Emission Plot CDD Primary Antenna 4a (80MHz 802.11ax RU26 (UNII Band 5) – Ch. 39)



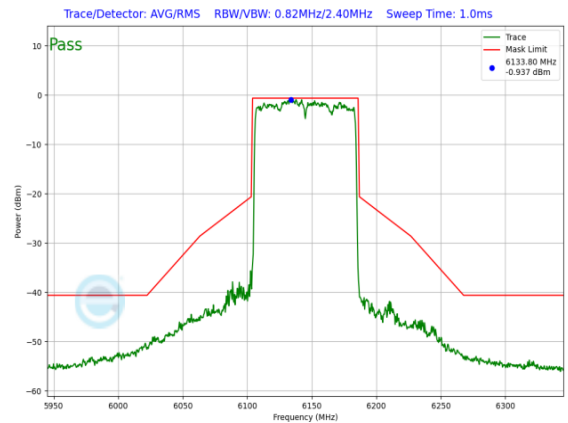
Plot 7-980. SP In-Band Emission Plot CDD Primary Antenna 4a (80MHz 802.11ax RU26 (UNII Band 5) – Ch. 39)



Plot 7-983. SP In-Band Emission Plot CDD Primary Antenna WF5B (80MHz 802.11ax RU996 (UNII Band 5) – Ch. 39)

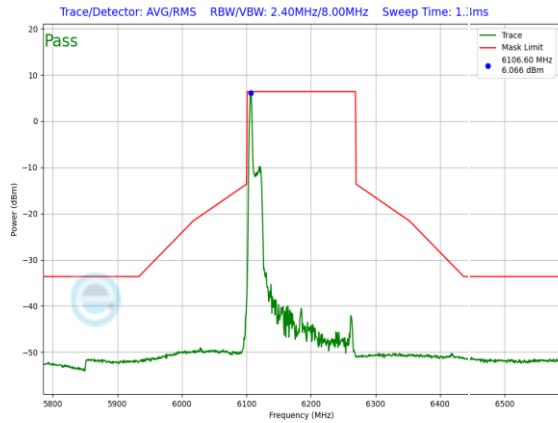


Plot 7-981. SP In-Band Emission Plot CDD Primary Antenna WF5B (80MHz 802.11ax RU26 (UNII Band 5) – Ch. 39)

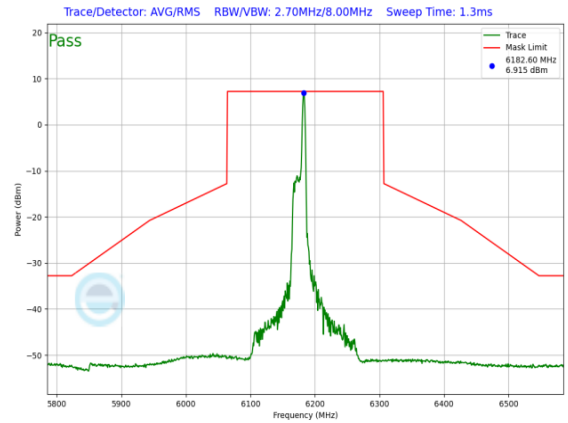


Plot 7-984. SP In-Band Emission Plot CDD Primary Antenna 4a (80MHz 802.11ax RU996 (UNII Band 5) – Ch. 39)

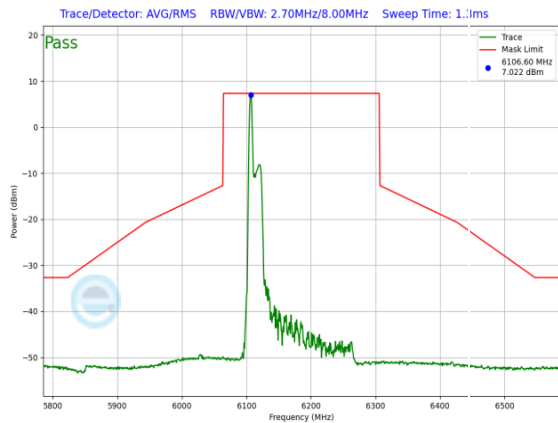
FCC ID: BCGA2926 IC: 579C-A2926		MEASUREMENT REPORT (CERTIFICATION)	Approved by: Technical Manager
Test Report S/N: 1C2311270070-25.BCG	Test Dates: 1/3/2024 - 2/28/2024	EUT Type: Tablet Device	Page 275 of 600



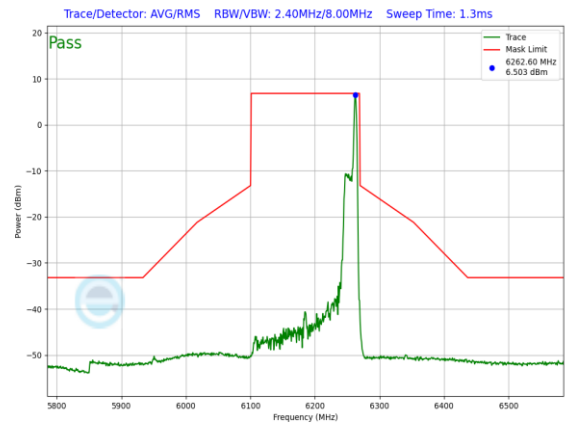
**Plot 7-985. SP In-Band Emission Plot CDD Primary Antenna WF5B (160MHz 802.11ax RU26 (UNII Band 5) – Ch. 47)**



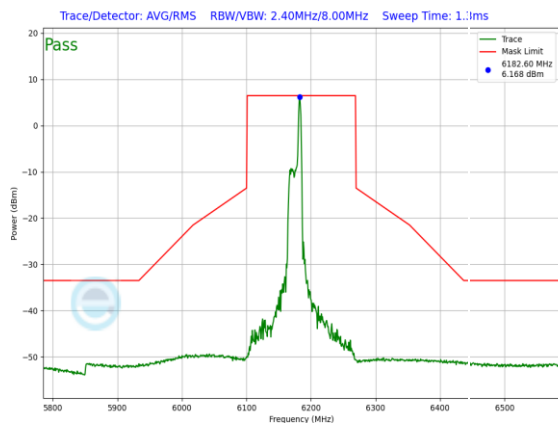
**Plot 7-988. SP In-Band Emission Plot CDD Primary Antenna 4a (160MHz 802.11ax RU26 (UNII Band 5) – Ch. 47)**



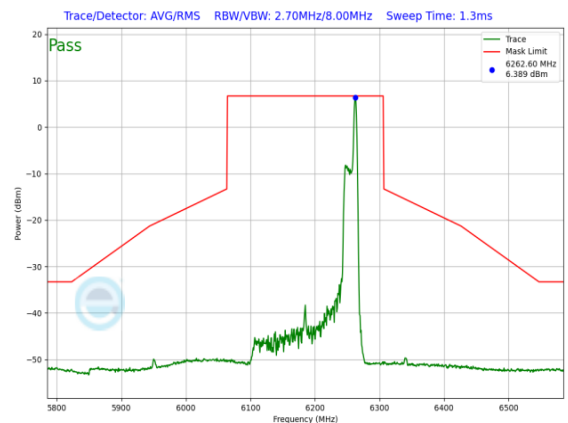
**Plot 7-986. SP In-Band Emission Plot CDD Primary Antenna 4a (160MHz 802.11ax RU26 (UNII Band 5) – Ch. 47)**



**Plot 7-989. SP In-Band Emission Plot CDD Primary Antenna WF5B (160MHz 802.11ax RU26 (UNII Band 5) – Ch. 47)**

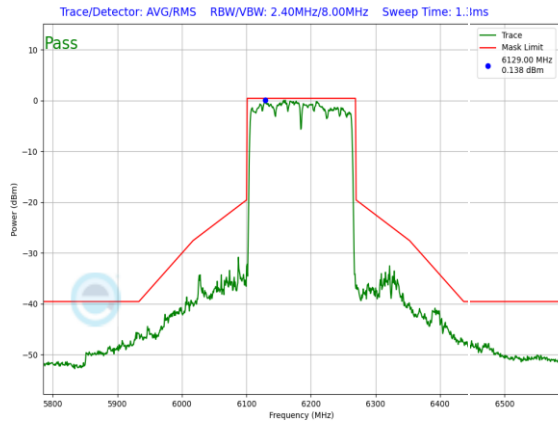


**Plot 7-987. SP In-Band Emission Plot CDD Primary Antenna WF5B (160MHz 802.11ax RU26 (UNII Band 5) – Ch. 47)**

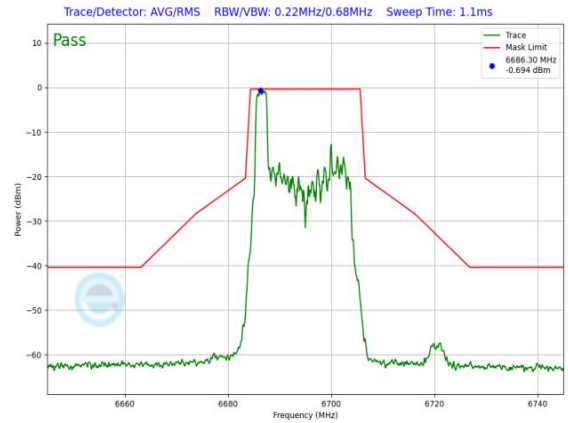


**Plot 7-990. SP In-Band Emission Plot CDD Primary Antenna 4a (160MHz 802.11ax RU26 (UNII Band 5) – Ch. 47)**

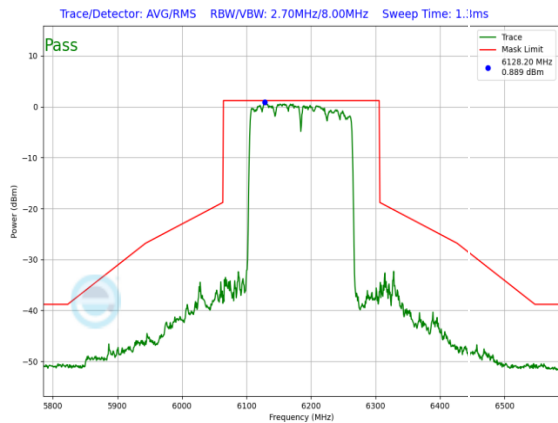
FCC ID: BCGA2926 IC: 579C-A2926		MEASUREMENT REPORT (CERTIFICATION)	Approved by: Technical Manager
Test Report S/N: 1C2311270070-25.BCG	Test Dates: 1/3/2024 - 2/28/2024	EUT Type: Tablet Device	Page 276 of 600



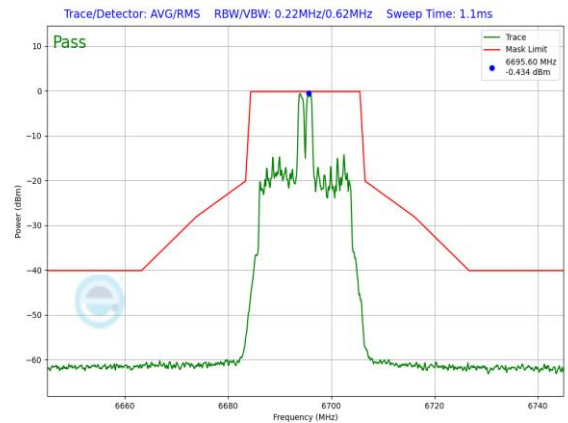
Plot 7-991. SP In-Band Emission Plot CDD Primary Antenna WF5B (160MHz 802.11ax RU996x2 (UNII Band 5) – Ch. 47)



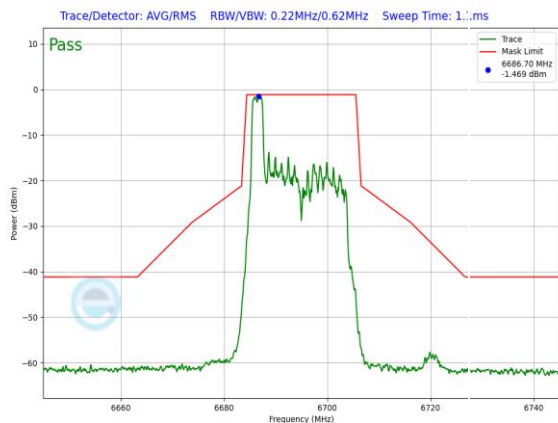
Plot 7-994. SP In-Band Emission Plot CDD Primary Antenna 4a (20MHz 802.11ax RU26 (UNII Band 7) – Ch. 149)



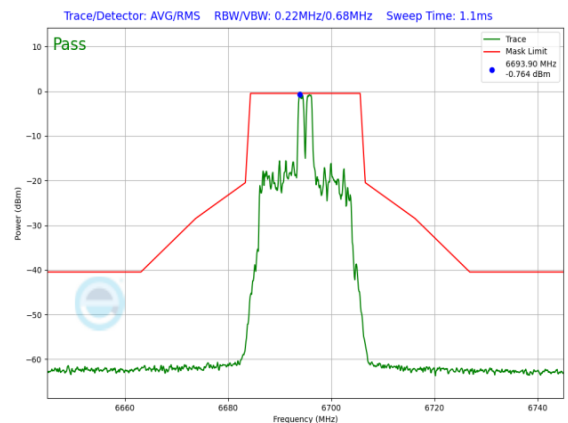
Plot 7-992. SP In-Band Emission Plot CDD Primary Antenna 4a (160MHz 802.11ax RU996x2 (UNII Band 5) – Ch. 47)



Plot 7-995. SP In-Band Emission Plot CDD Primary Antenna WF5B (20MHz 802.11ax RU26 (UNII Band 7) – Ch. 149)

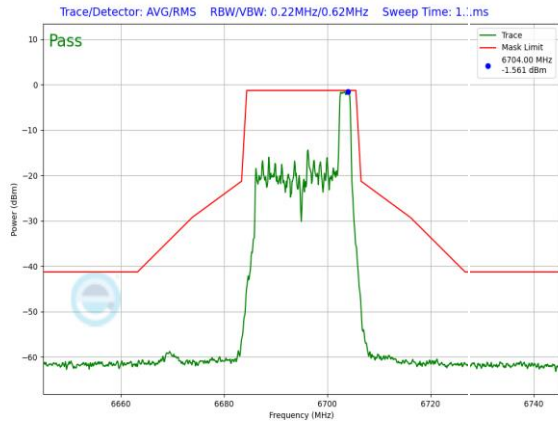


Plot 7-993. SP In-Band Emission Plot CDD Primary Antenna WF5B (20MHz 802.11ax RU26 (UNII Band 7) – Ch. 149)

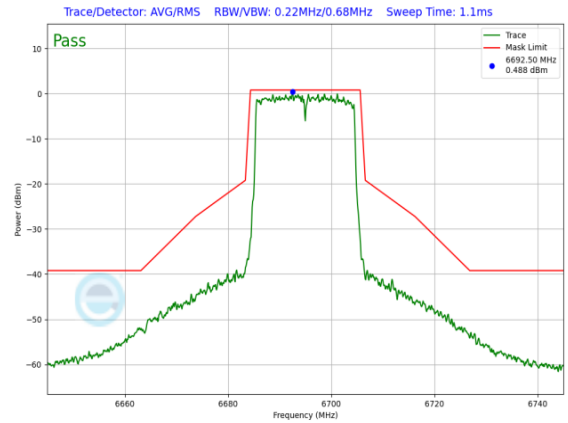


Plot 7-996. SP In-Band Emission Plot CDD Primary Antenna 4a (20MHz 802.11ax RU26 (UNII Band 7) – Ch. 149)

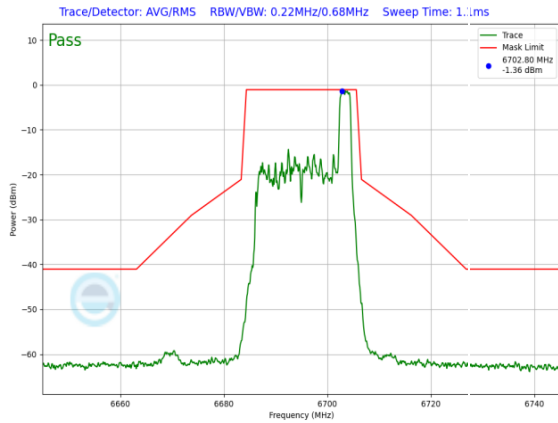
FCC ID: BCGA2926 IC: 579C-A2926		MEASUREMENT REPORT (CERTIFICATION)	Approved by: Technical Manager
Test Report S/N: 1C2311270070-25.BCG	Test Dates: 1/3/2024 - 2/28/2024	EUT Type: Tablet Device	Page 277 of 600



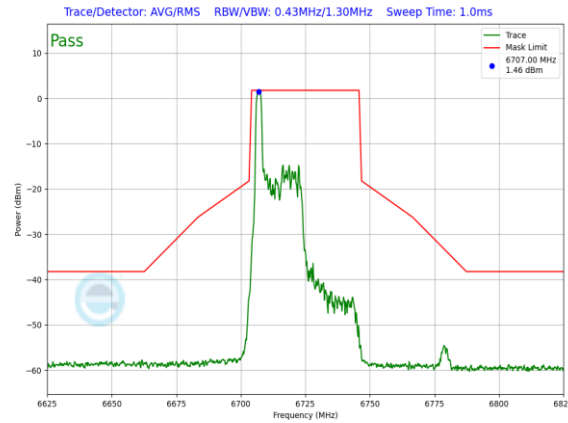
Plot 7-997. SP In-Band Emission Plot CDD Primary Antenna WF5B (20MHz 802.11ax RU26 (UNII Band 7) – Ch. 149)



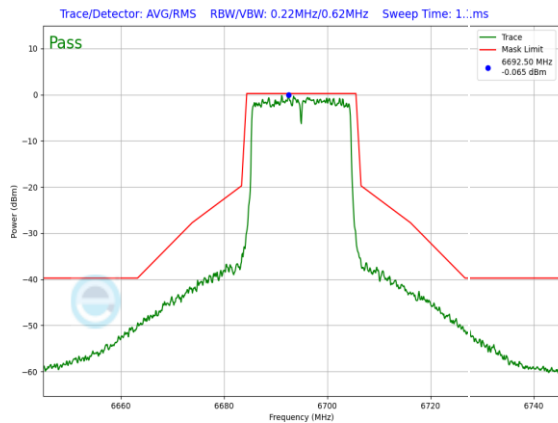
Plot 7-1000. SP In-Band Emission Plot CDD Primary Antenna 4a (20MHz 802.11ax RU242 (UNII Band 7) – Ch. 149)



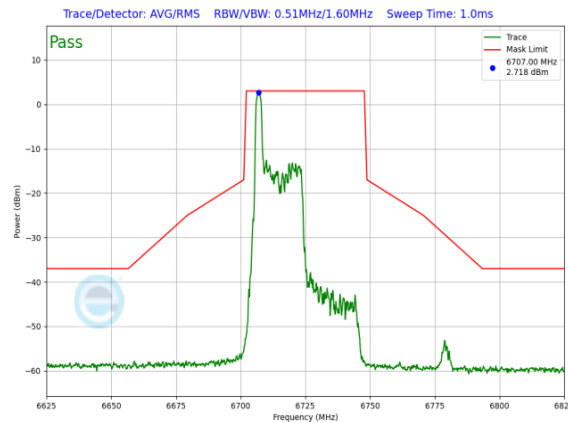
Plot 7-998. SP In-Band Emission Plot CDD Primary Antenna 4a (20MHz 802.11ax RU26 (UNII Band 7) – Ch. 149)



Plot 7-1001. SP In-Band Emission Plot CDD Primary Antenna WF5B (40MHz 802.11ax RU26 (UNII Band 7) – Ch. 155)

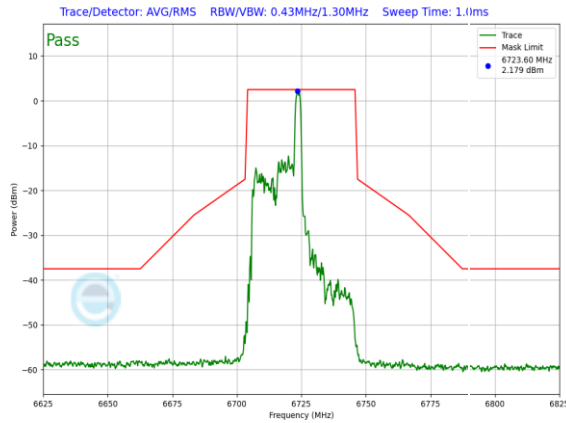


Plot 7-999. SP In-Band Emission Plot CDD Primary Antenna WF5B (20MHz 802.11ax RU242 (UNII Band 7) – Ch. 149)

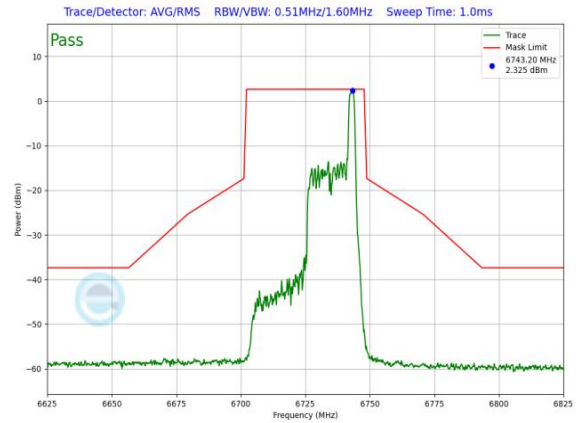


Plot 7-1002. SP In-Band Emission Plot CDD Primary Antenna 4a (40MHz 802.11ax RU26 (UNII Band 7) – Ch. 155)

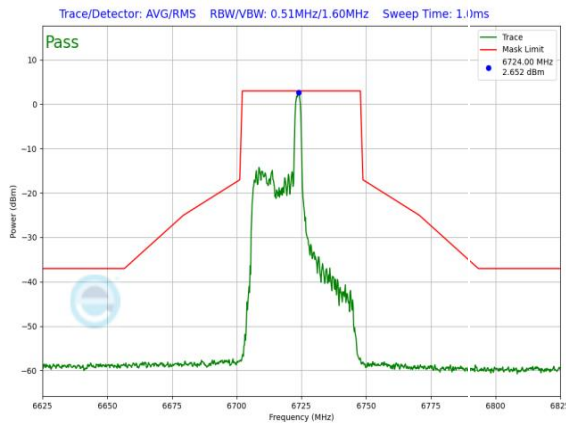
FCC ID: BCGA2926 IC: 579C-A2926		MEASUREMENT REPORT (CERTIFICATION)	Approved by: Technical Manager
Test Report S/N: 1C2311270070-25.BCG	Test Dates: 1/3/2024 - 2/28/2024	EUT Type: Tablet Device	Page 278 of 600



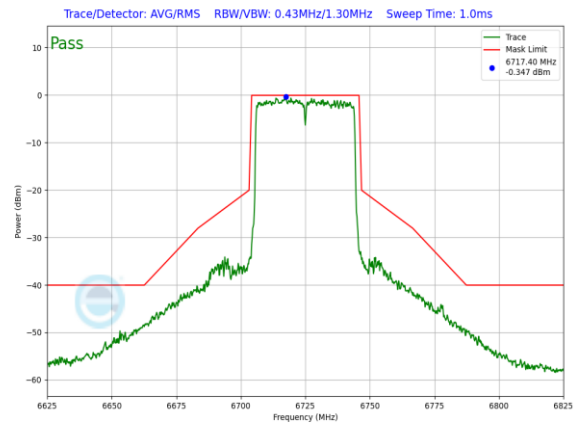
**Plot 7-1003. SP In-Band Emission Plot CDD Primary Antenna WF5B (40MHz 802.11ax RU26 (UNII Band 7) – Ch. 155)**



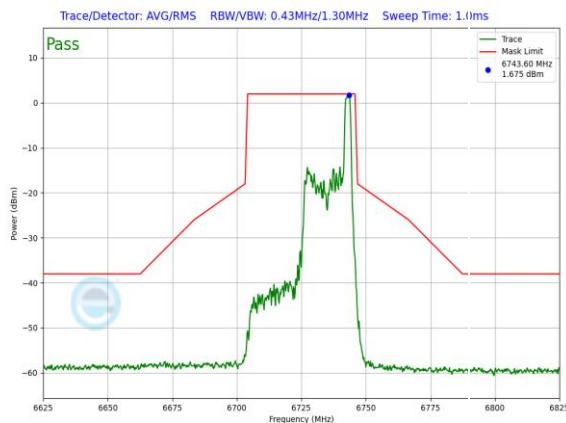
**Plot 7-1006. SP In-Band Emission Plot CDD Primary Antenna 4a (40MHz 802.11ax RU26 (UNII Band 7) – Ch. 155)**



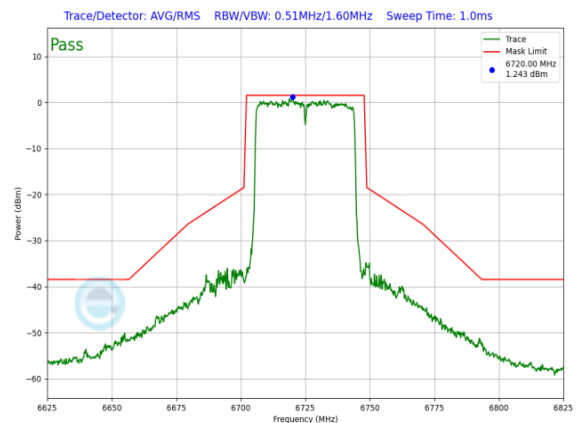
**Plot 7-1004. SP In-Band Emission Plot CDD Primary Antenna 4a (40MHz 802.11ax RU26 (UNII Band 7) – Ch. 155)**



**Plot 7-1007. SP In-Band Emission Plot CDD Primary Antenna WF5B (40MHz 802.11ax RU484 (UNII Band 7) – Ch. 155)**

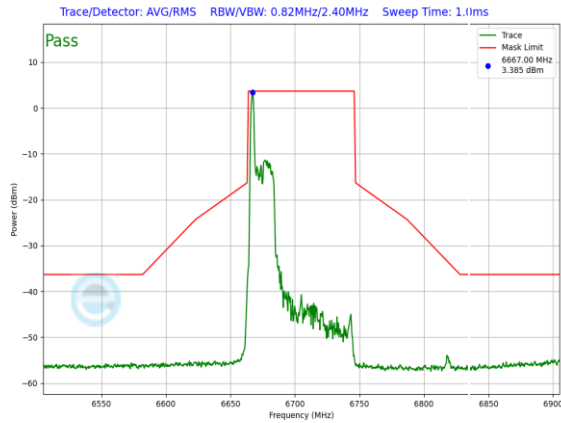


**Plot 7-1005. SP In-Band Emission Plot CDD Primary Antenna WF5B (40MHz 802.11ax RU26 (UNII Band 7) – Ch. 155)**

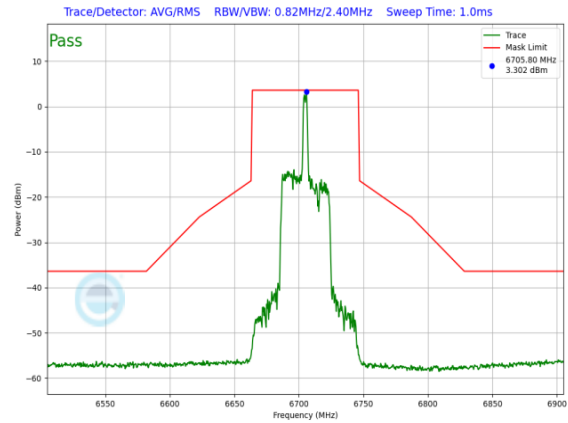


**Plot 7-1008. SP In-Band Emission Plot CDD Primary Antenna 4a (40MHz 802.11ax RU484 (UNII Band 7) – Ch. 155)**

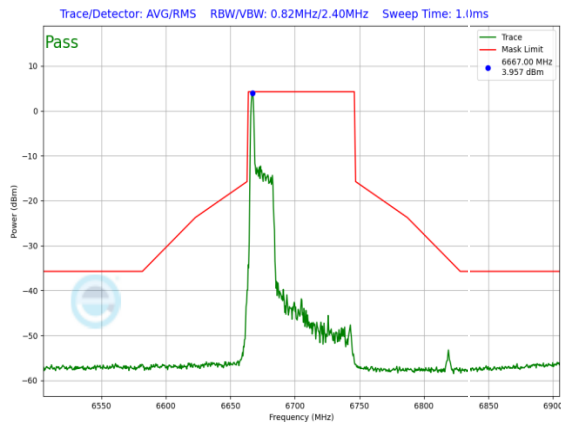
FCC ID: BCGA2926 IC: 579C-A2926		MEASUREMENT REPORT (CERTIFICATION)	Approved by: Technical Manager
Test Report S/N: 1C2311270070-25.BCG	Test Dates: 1/3/2024 - 2/28/2024	EUT Type: Tablet Device	Page 279 of 600



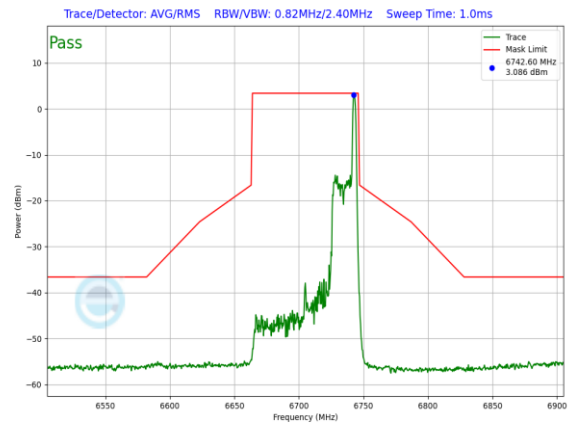
Plot 7-1009. SP In-Band Emission Plot CDD Primary Antenna WF5B (80MHz 802.11ax RU26 (UNII Band 7) – Ch. 151)



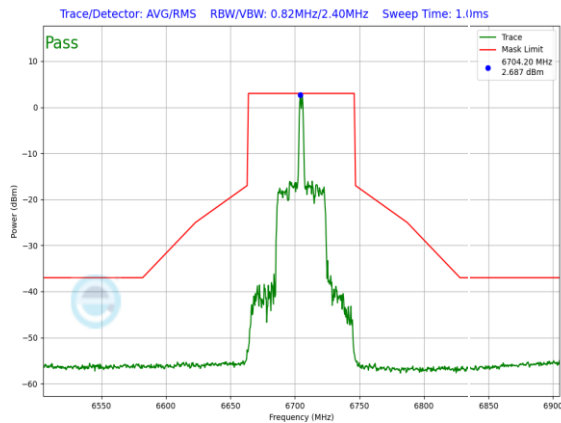
Plot 7-1012. SP In-Band Emission Plot CDD Primary Antenna 4a (80MHz 802.11ax RU26 (UNII Band 7) – Ch. 151)



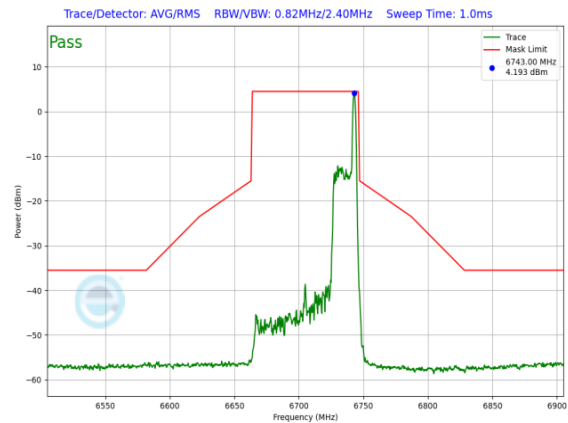
Plot 7-1010. SP In-Band Emission Plot CDD Primary Antenna 4a (80MHz 802.11ax RU26 (UNII Band 7) – Ch. 151)



Plot 7-1013. SP In-Band Emission Plot CDD Primary Antenna WF5B (80MHz 802.11ax RU26 (UNII Band 7) – Ch. 151)



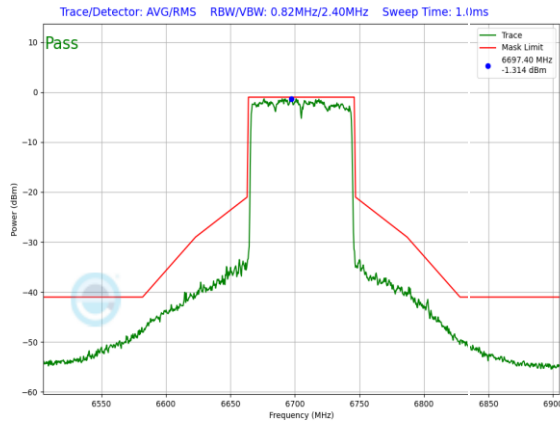
Plot 7-1011. SP In-Band Emission Plot CDD Primary Antenna WF5B (80MHz 802.11ax RU26 (UNII Band 7) – Ch. 151)



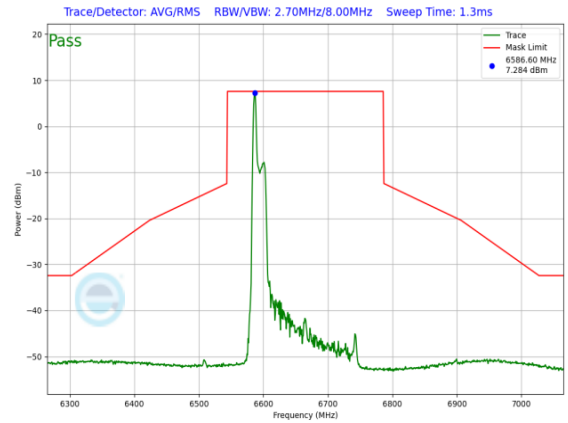
Plot 7-1014. SP In-Band Emission Plot CDD Primary Antenna 4a (80MHz 802.11ax RU26 (UNII Band 7) – Ch. 151)

FCC ID: BCGA2926 IC: 579C-A2926		MEASUREMENT REPORT (CERTIFICATION)	Approved by: Technical Manager
Test Report S/N: 1C2311270070-25.BCG	Test Dates: 1/3/2024 - 2/28/2024	EUT Type: Tablet Device	Page 280 of 600

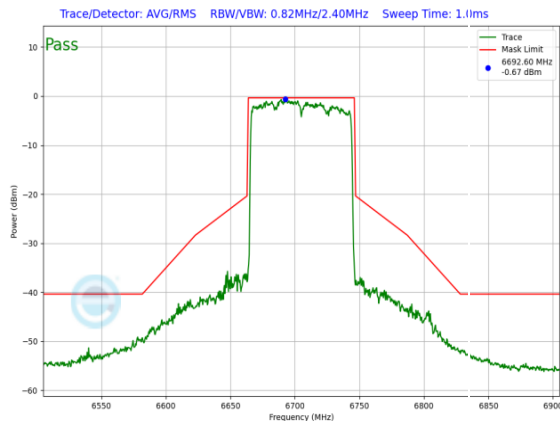




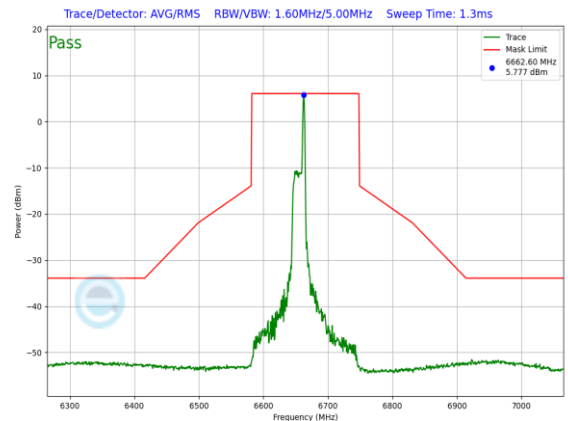
**Plot 7-1015. SP In-Band Emission Plot CDD Primary Antenna WF5B (80MHz 802.11ax RU996 (UNII Band 7) – Ch. 151)**



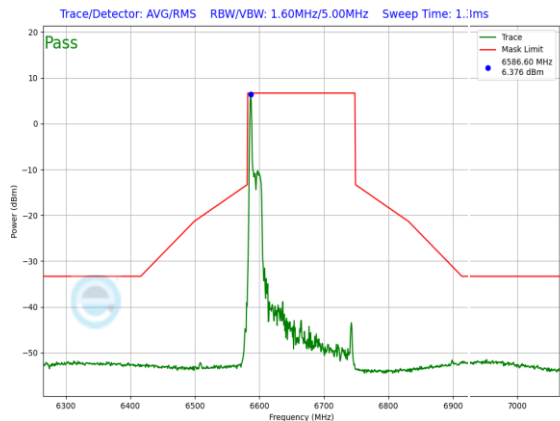
**Plot 7-1018. SP In-Band Emission Plot CDD Primary Antenna 4a (160MHz 802.11ax RU26 (UNII Band 7) – Ch. 143)**



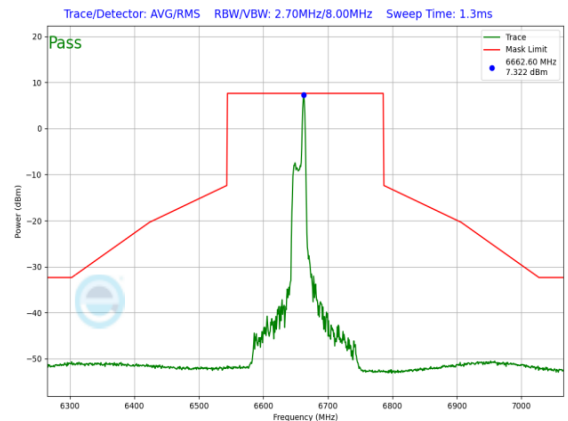
**Plot 7-1016. SP In-Band Emission Plot CDD Primary Antenna 4a (80MHz 802.11ax RU996 (UNII Band 7) – Ch. 151)**



**Plot 7-1019. SP In-Band Emission Plot CDD Primary Antenna WF5B (160MHz 802.11ax RU26 (UNII Band 7) – Ch. 143)**

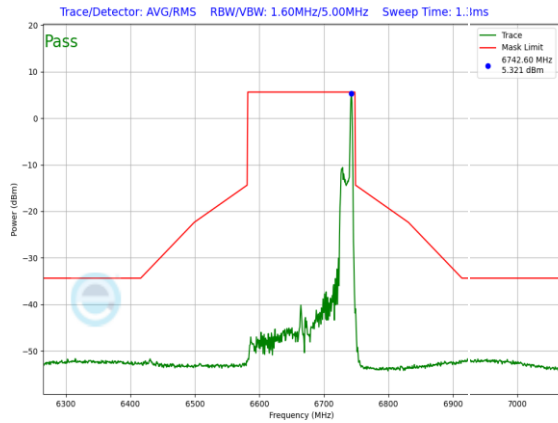


**Plot 7-1017. SP In-Band Emission Plot CDD Primary Antenna WF5B (160MHz 802.11ax RU26 (UNII Band 7) – Ch. 143)**

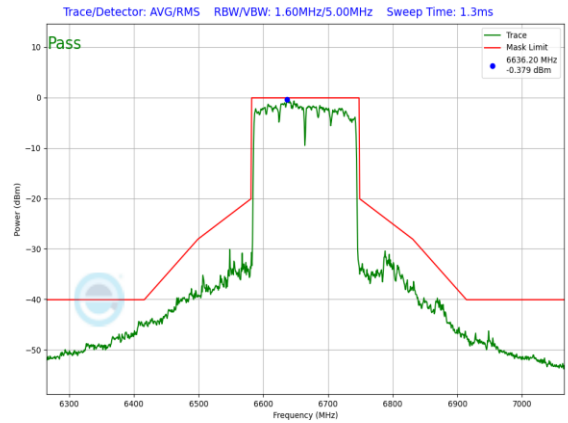


**Plot 7-1020. SP In-Band Emission Plot CDD Primary Antenna 4a (160MHz 802.11ax RU26 (UNII Band 7) – Ch. 143)**

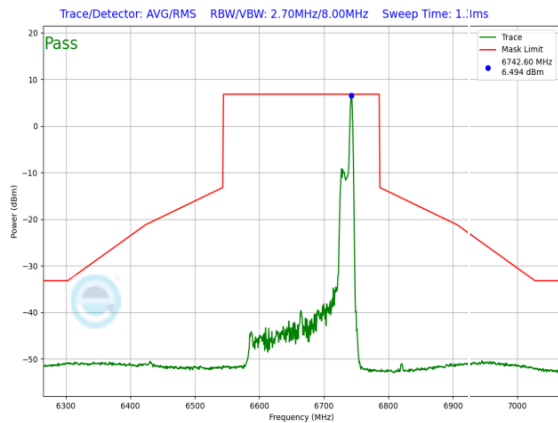
FCC ID: BCGA2926 IC: 579C-A2926		MEASUREMENT REPORT (CERTIFICATION)	Approved by: Technical Manager
Test Report S/N: 1C2311270070-25.BCG	Test Dates: 1/3/2024 - 2/28/2024	EUT Type: Tablet Device	Page 281 of 600



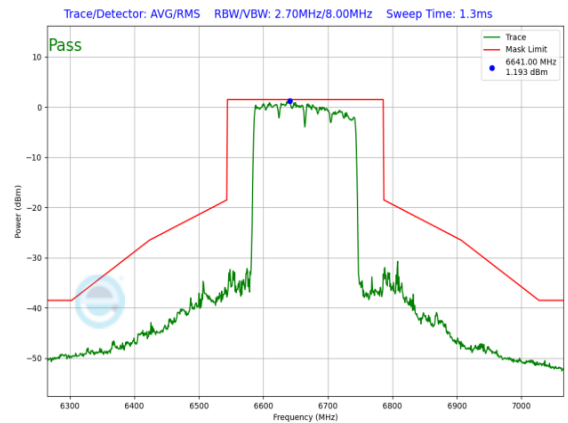
**Plot 7-1021. SP In-Band Emission Plot CDD Primary Antenna WF5B (160MHz 802.11ax RU26 (UNII Band 7) – Ch. 143)**



**Plot 7-1023. SP In-Band Emission Plot CDD Primary Antenna WF5B (160MHz 802.11ax RU996x2 (UNII Band 7) – Ch. 143)**



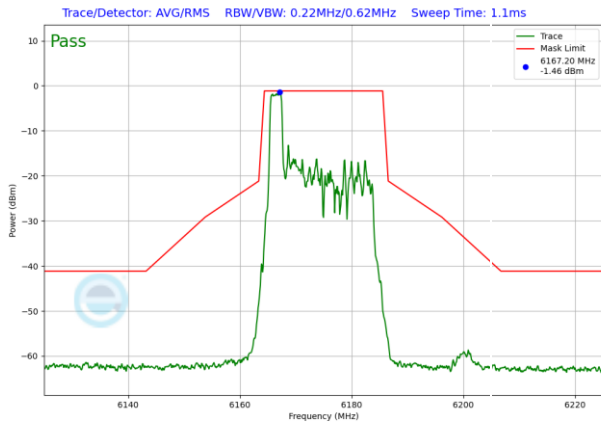
**Plot 7-1022. SP In-Band Emission Plot CDD Primary Antenna 4a (160MHz 802.11ax RU26 (UNII Band 7) – Ch. 143)**



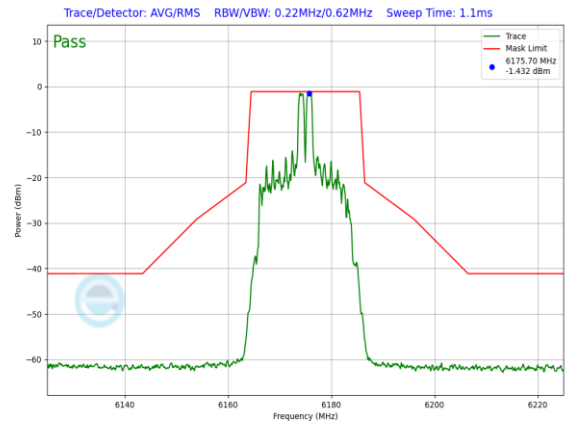
**Plot 7-1024. SP In-Band Emission Plot CDD Primary Antenna 4a (160MHz 802.11ax RU996x2 (UNII Band 7) – Ch. 143)**

<b>FCC ID:</b> BCGA2926 <b>IC:</b> 579C-A2926	 <b>MEASUREMENT REPORT (CERTIFICATION)</b>		<b>Approved by:</b> Technical Manager
<b>Test Report S/N:</b> 1C2311270070-25.BCG	<b>Test Dates:</b> 1/3/2024 - 2/28/2024	<b>EUT Type:</b> Tablet Device	Page 282 of 600

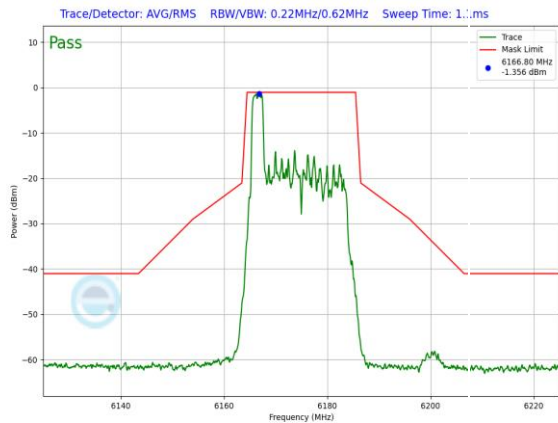
## 7.5.5 CDD Diversity SP In-Band Emission Measurements



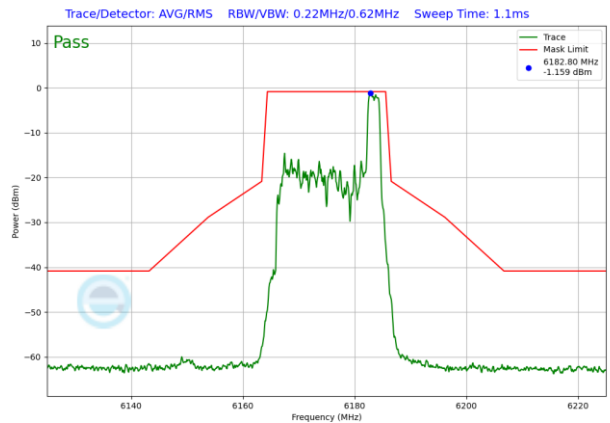
Plot 7-1025. SP In-Band Emission Plot CDD Diversity Antenna 4a (20MHz 802.11ax RU26 (UNII Band 5) – Ch. 45)



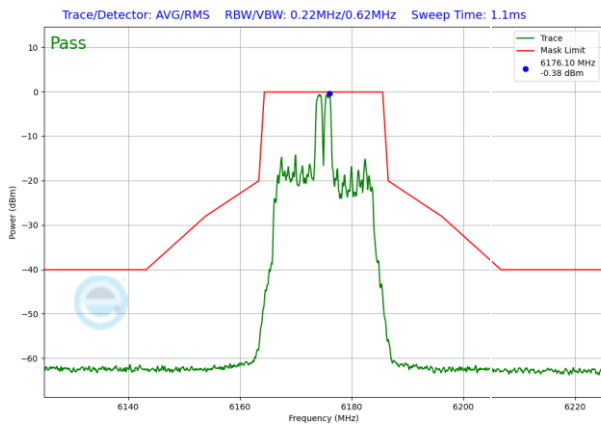
Plot 7-1028. SP In-Band Emission Plot CDD Diversity Antenna 2a (20MHz 802.11ax RU26 (UNII Band 5) – Ch. 45)



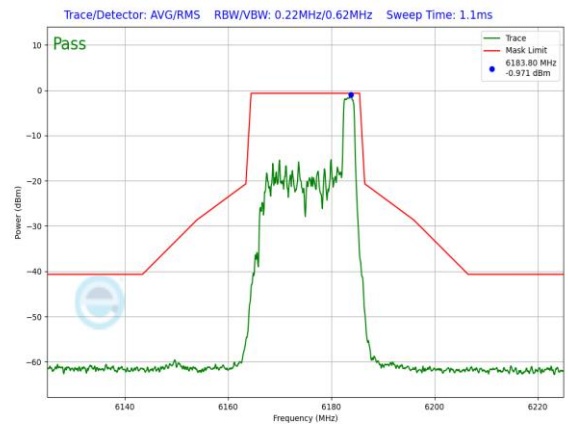
Plot 7-1026. SP In-Band Emission Plot CDD Diversity Antenna 2a (20MHz 802.11ax RU26 (UNII Band 5) – Ch. 45)



Plot 7-1029. SP In-Band Emission Plot CDD Diversity Antenna 4a (20MHz 802.11ax RU26 (UNII Band 5) – Ch. 45)

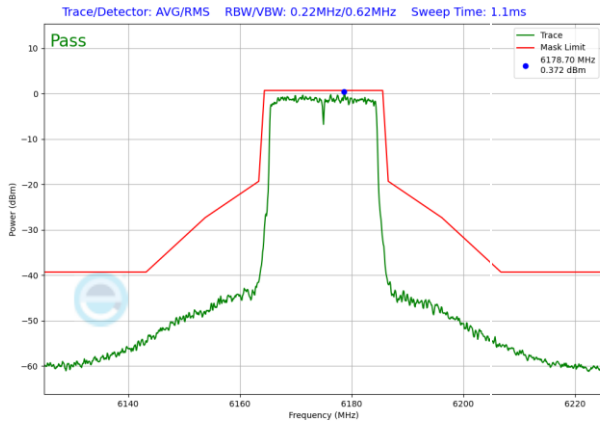


Plot 7-1027. SP In-Band Emission Plot CDD Diversity Antenna 4a (20MHz 802.11ax RU26 (UNII Band 5) – Ch. 45)

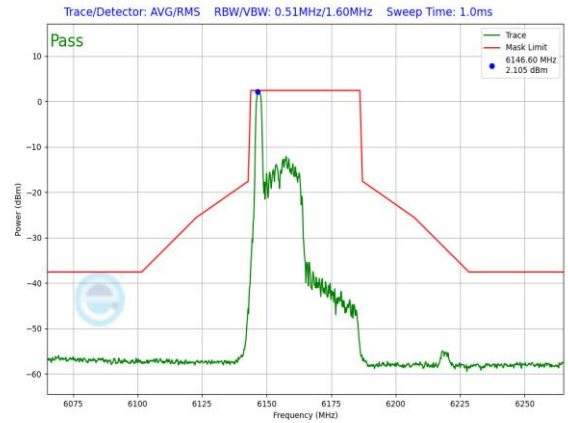


Plot 7-1030. SP In-Band Emission Plot CDD Diversity Antenna 2a (20MHz 802.11ax RU26 (UNII Band 5) – Ch. 45)

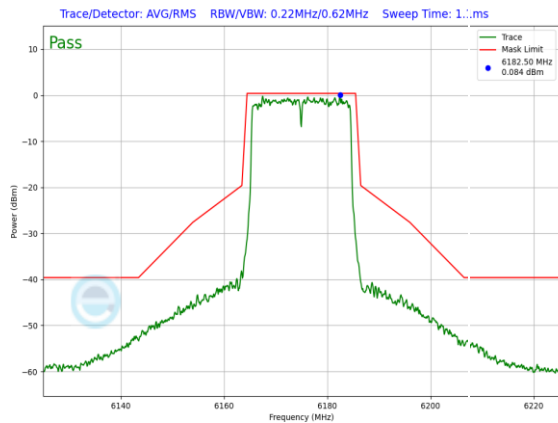
FCC ID: BCGA2926 IC: 579C-A2926		MEASUREMENT REPORT (CERTIFICATION)	Approved by: Technical Manager
Test Report S/N: 1C2311270070-25.BCG	Test Dates: 1/3/2024 - 2/28/2024	EUT Type: Tablet Device	Page 283 of 600



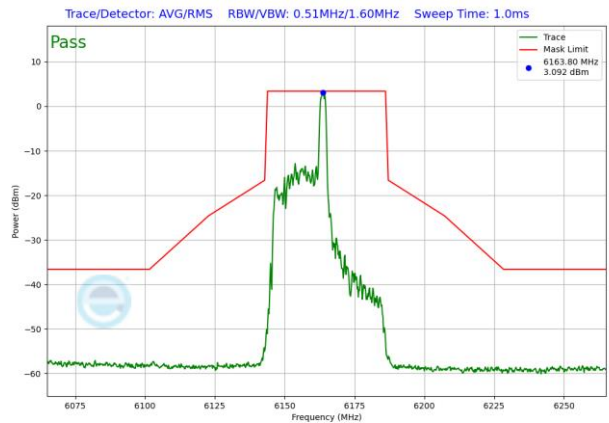
Plot 7-1031. SP In-Band Emission Plot CDD Diversity Antenna 4a (20MHz 802.11ax RU242 (UNII Band 5) – Ch. 45)



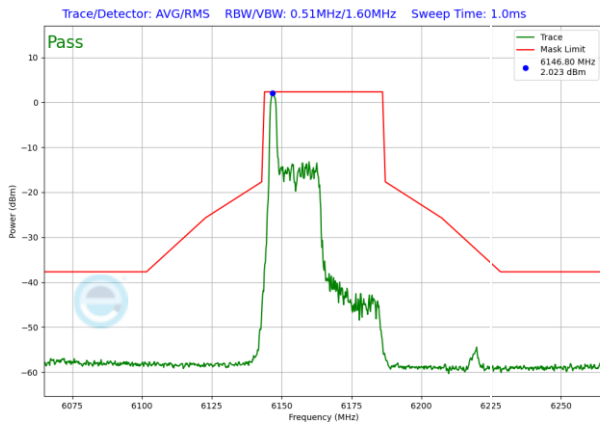
Plot 7-1034. SP In-Band Emission Plot CDD Diversity Antenna 2a (40MHz 802.11ax RU26 (UNII Band 5) – Ch. 43)



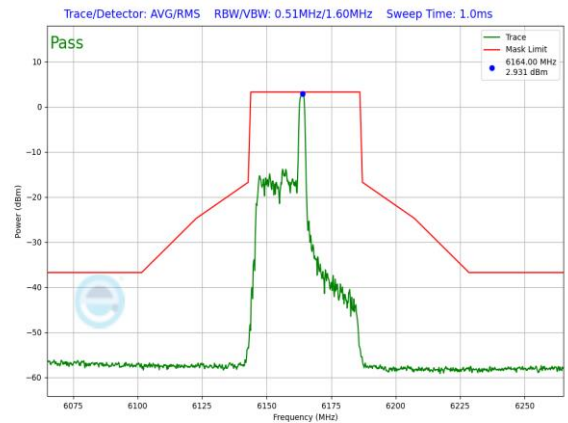
Plot 7-1032. SP In-Band Emission Plot CDD Diversity Antenna 2a (20MHz 802.11ax RU242 (UNII Band 5) – Ch. 45)



Plot 7-1035. SP In-Band Emission Plot CDD Diversity Antenna 4a (40MHz 802.11ax RU26 (UNII Band 5) – Ch. 43)

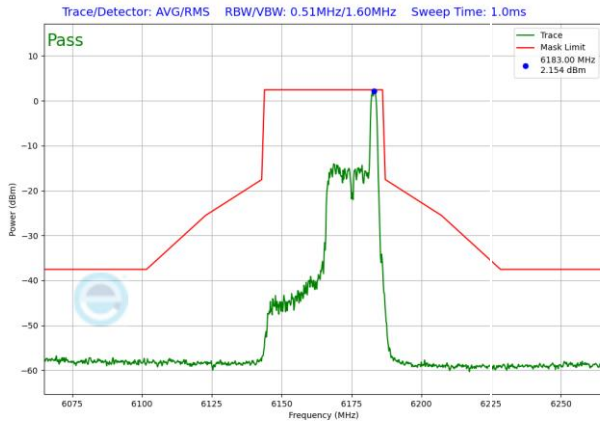


Plot 7-1033. SP In-Band Emission Plot CDD Diversity Antenna 4a (40MHz 802.11ax RU26 (UNII Band 5) – Ch. 43)

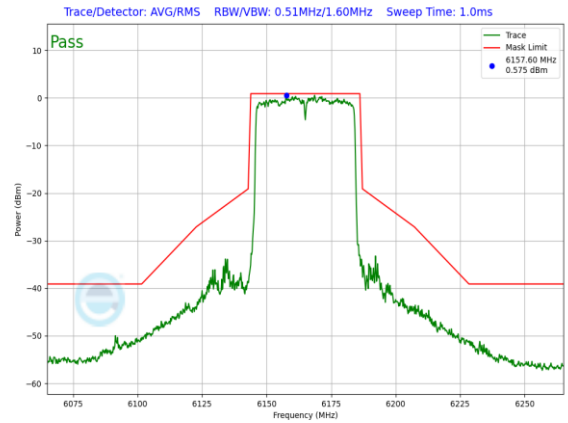


Plot 7-1036. SP In-Band Emission Plot CDD Diversity Antenna 2a (40MHz 802.11ax RU26 (UNII Band 5) – Ch. 43)

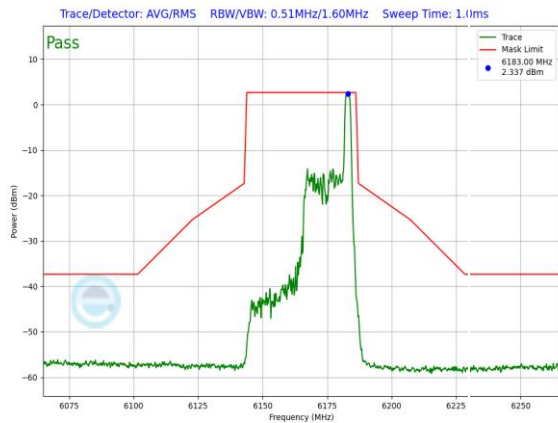
FCC ID: BCGA2926 IC: 579C-A2926		MEASUREMENT REPORT (CERTIFICATION)	Approved by: Technical Manager
Test Report S/N: 1C2311270070-25.BCG	Test Dates: 1/3/2024 - 2/28/2024	EUT Type: Tablet Device	Page 284 of 600



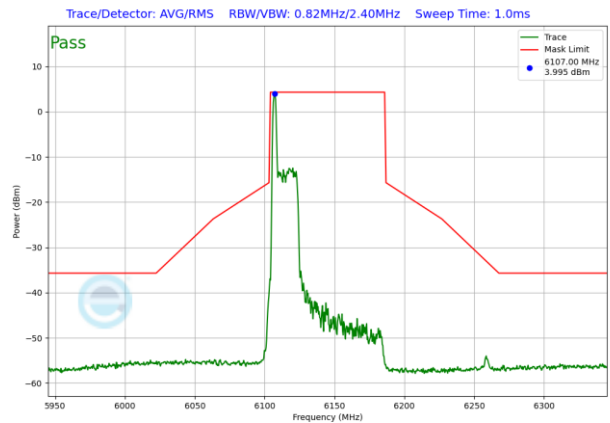
Plot 7-1037. SP In-Band Emission Plot CDD Diversity Antenna 4a (40MHz 802.11ax RU26 (UNII Band 5) – Ch. 43)



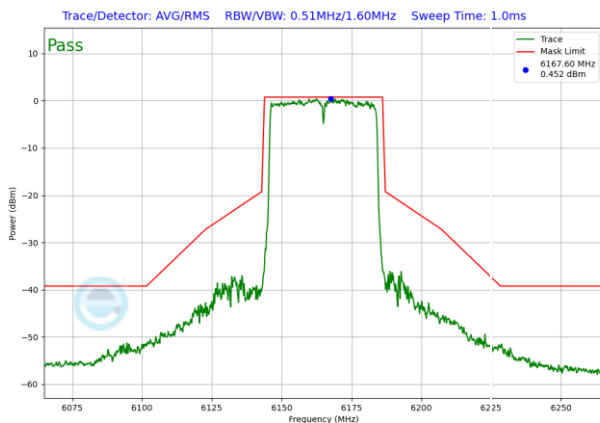
Plot 7-1040. SP In-Band Emission Plot CDD Diversity Antenna 2a (40MHz 802.11ax RU484 (UNII Band 5) – Ch. 43)



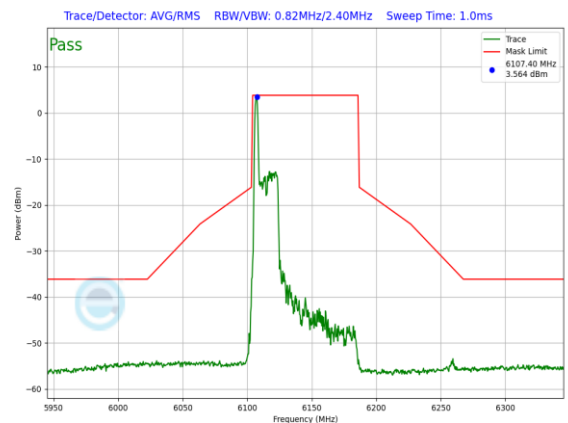
Plot 7-1038. SP In-Band Emission Plot CDD Diversity Antenna 2a (40MHz 802.11ax RU26 (UNII Band 5) – Ch. 43)



Plot 7-1041. SP In-Band Emission Plot CDD Diversity Antenna 4a (80MHz 802.11ax RU26 (UNII Band 5) – Ch. 39)

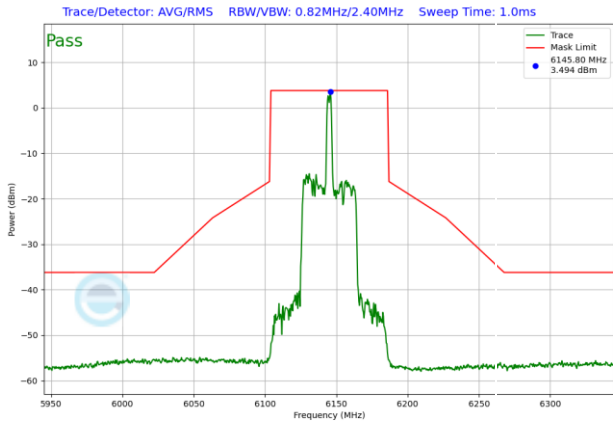


Plot 7-1039. SP In-Band Emission Plot CDD Diversity Antenna 4a (40MHz 802.11ax RU484 (UNII Band 5) – Ch. 43)

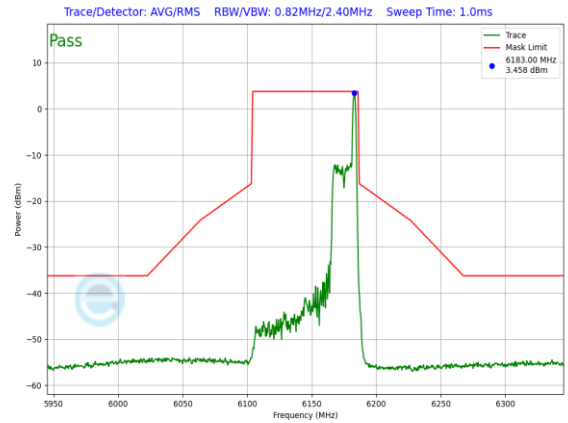


Plot 7-1042. SP In-Band Emission Plot CDD Diversity Antenna 2a (80MHz 802.11ax RU26 (UNII Band 5) – Ch. 39)

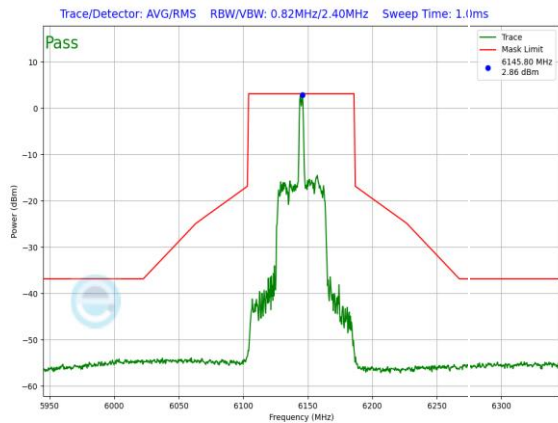
FCC ID: BCGA2926 IC: 579C-A2926		MEASUREMENT REPORT (CERTIFICATION)	Approved by: Technical Manager
Test Report S/N: 1C2311270070-25.BCG	Test Dates: 1/3/2024 - 2/28/2024	EUT Type: Tablet Device	Page 285 of 600



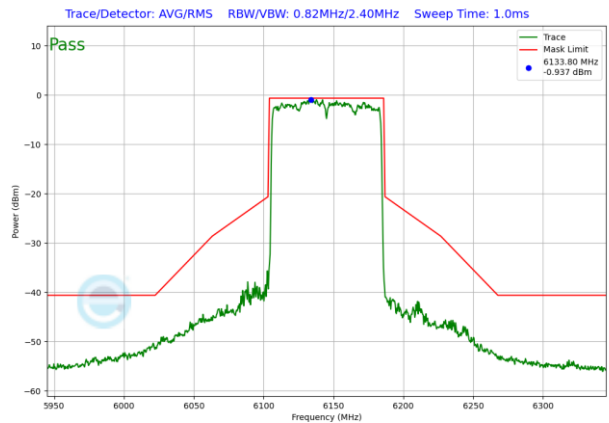
Plot 7-1043. SP In-Band Emission Plot CDD Diversity Antenna 4a (80MHz) 802.11ax RU26 (UNII Band 5) – Ch. 39)



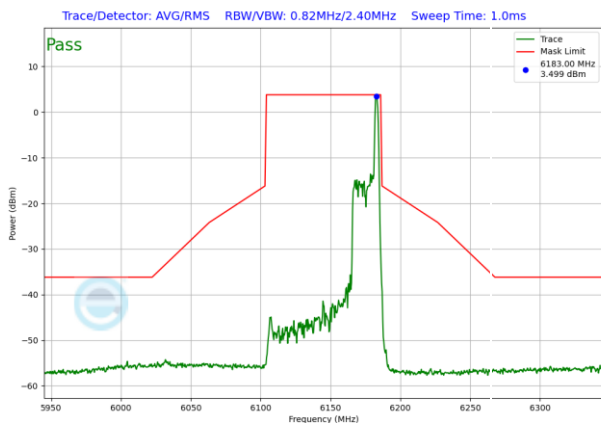
Plot 7-1046. SP In-Band Emission Plot CDD Diversity Antenna 2a (80MHz) 802.11ax RU26 (UNII Band 5) – Ch. 39)



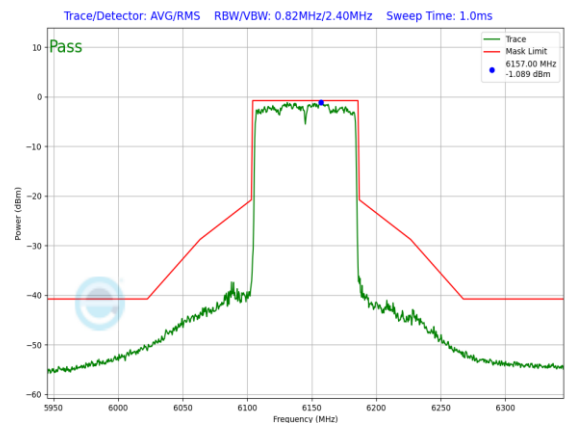
Plot 7-1044. SP In-Band Emission Plot CDD Diversity Antenna 2a (80MHz) 802.11ax RU26 (UNII Band 5) – Ch. 39)



Plot 7-1047. SP In-Band Emission Plot CDD Diversity Antenna 4a (80MHz) 802.11ax RU996 (UNII Band 5) – Ch. 39)

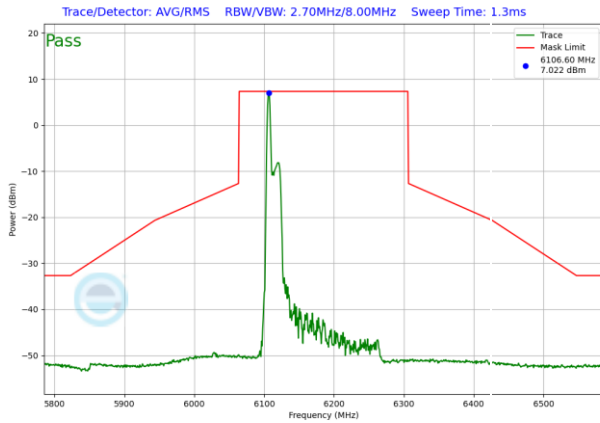


Plot 7-1045. SP In-Band Emission Plot CDD Diversity Antenna 4a (80MHz) 802.11ax RU26 (UNII Band 5) – Ch. 39)

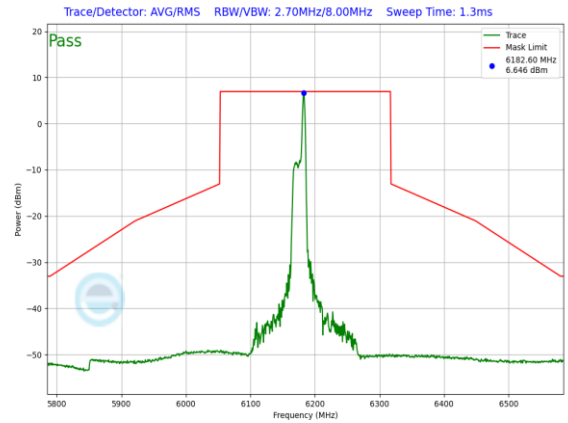


Plot 7-1048. SP In-Band Emission Plot CDD Diversity Antenna 2a (80MHz) 802.11ax RU996 (UNII Band 5) – Ch. 39)

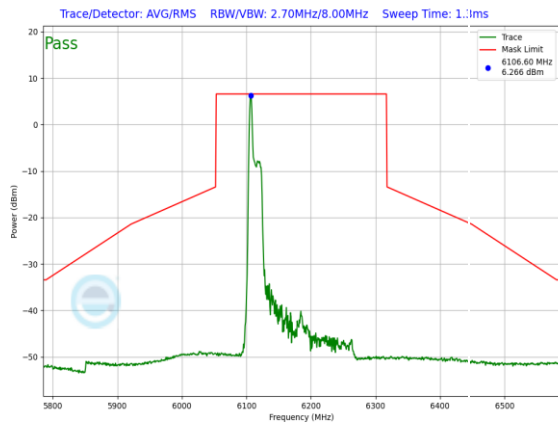
FCC ID: BCGA2926 IC: 579C-A2926		MEASUREMENT REPORT (CERTIFICATION)	Approved by: Technical Manager
Test Report S/N: 1C2311270070-25.BCG	Test Dates: 1/3/2024 - 2/28/2024	EUT Type: Tablet Device	Page 286 of 600



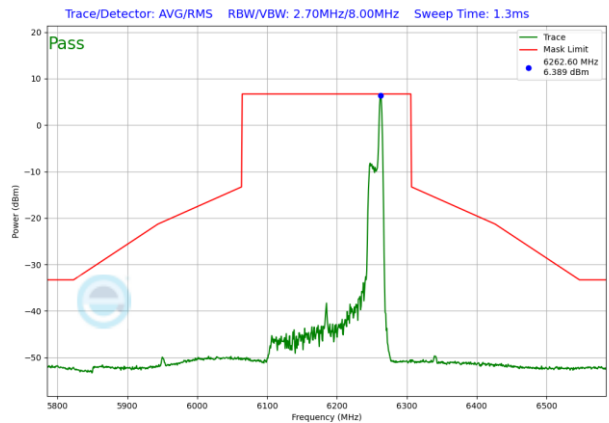
Plot 7-1049. SP In-Band Emission Plot CDD Diversity Antenna 4a (160MHz 802.11ax RU26 (UNII Band 5) – Ch. 47)



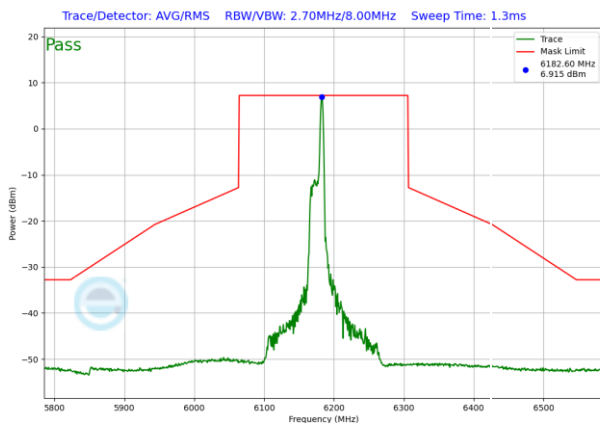
Plot 7-1052. SP In-Band Emission Plot CDD Diversity Antenna 2a (160MHz 802.11ax RU26 (UNII Band 5) – Ch. 47)



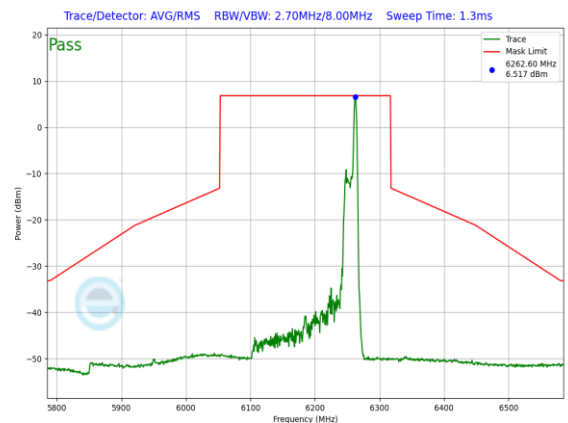
Plot 7-1050. SP In-Band Emission Plot CDD Diversity Antenna 2a (160MHz 802.11ax RU26 (UNII Band 5) – Ch. 47)



Plot 7-1053. SP In-Band Emission Plot CDD Diversity Antenna 4a (160MHz 802.11ax RU26 (UNII Band 5) – Ch. 47)

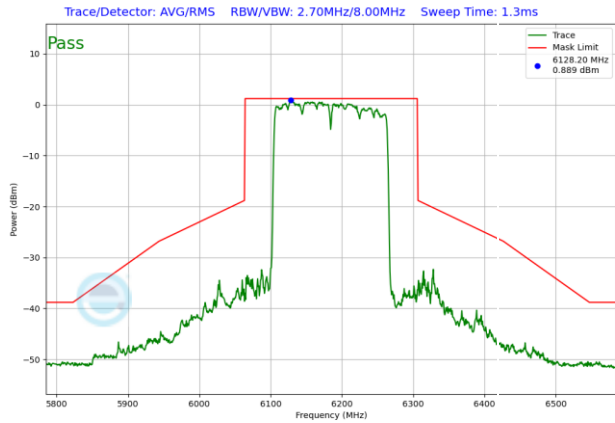


Plot 7-1051. SP In-Band Emission Plot CDD Diversity Antenna 4a (160MHz 802.11ax RU26 (UNII Band 5) – Ch. 47)

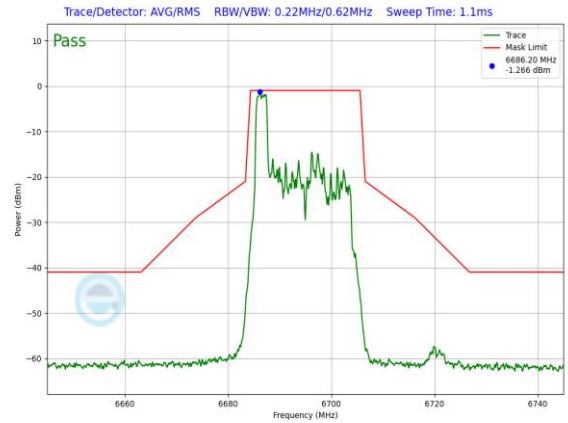


Plot 7-1054. SP In-Band Emission Plot CDD Diversity Antenna 2a (160MHz 802.11ax RU26 (UNII Band 5) – Ch. 47)

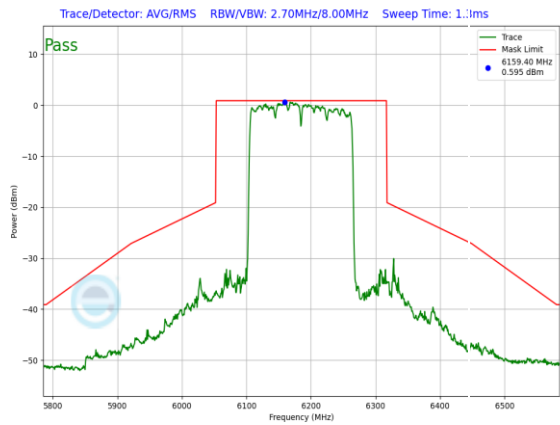
FCC ID: BCGA2926 IC: 579C-A2926		MEASUREMENT REPORT (CERTIFICATION)	Approved by: Technical Manager
Test Report S/N: 1C2311270070-25.BCG	Test Dates: 1/3/2024 - 2/28/2024	EUT Type: Tablet Device	Page 287 of 600



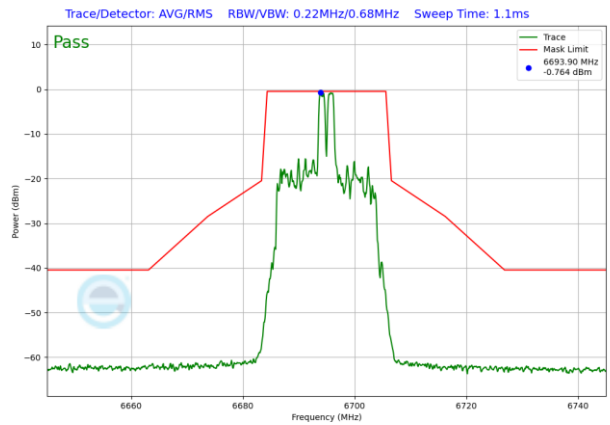
Plot 7-1055. SP In-Band Emission Plot CDD Diversity Antenna 4a (160MHz 802.11ax RU996x2 (UNII Band 5) – Ch. 47)



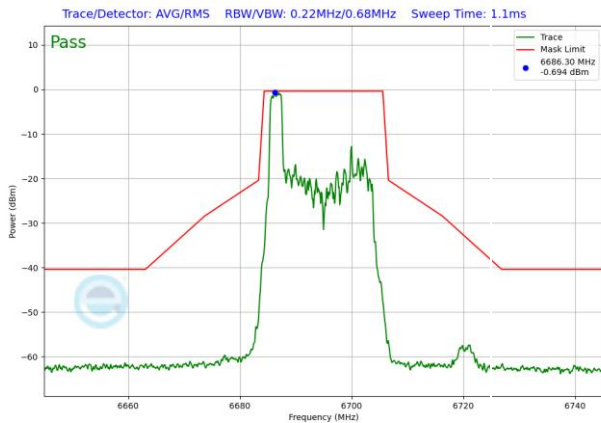
Plot 7-1058. SP In-Band Emission Plot CDD Diversity Antenna 2a (20MHz 802.11ax RU26 (UNII Band 7) – Ch. 149)



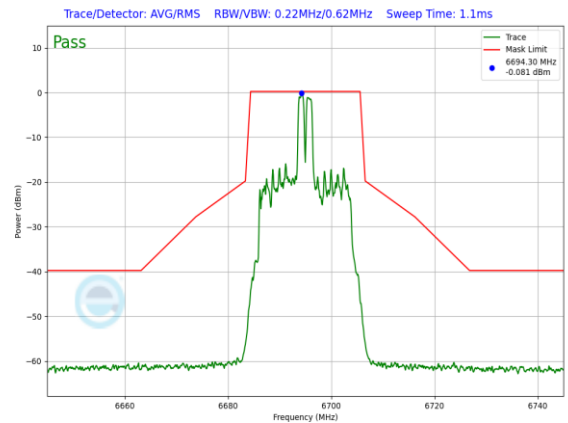
Plot 7-1056. SP In-Band Emission Plot CDD Diversity Antenna 2a (160MHz 802.11ax RU996x2 (UNII Band 5) – Ch. 47)



Plot 7-1059. SP In-Band Emission Plot CDD Diversity Antenna 4a (20MHz 802.11ax RU26 (UNII Band 7) – Ch. 149)



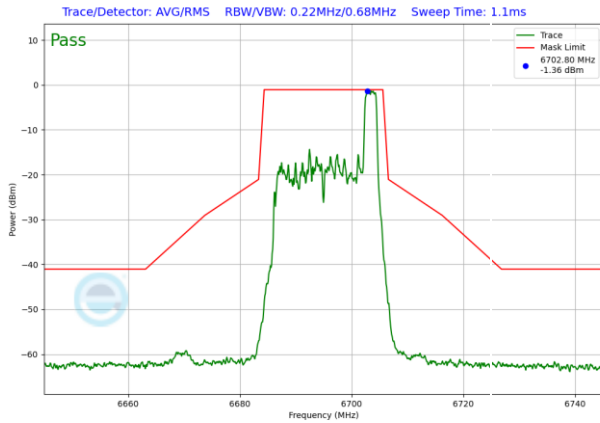
Plot 7-1057. SP In-Band Emission Plot CDD Diversity Antenna 4a (20MHz 802.11ax RU26 (UNII Band 7) – Ch. 149)



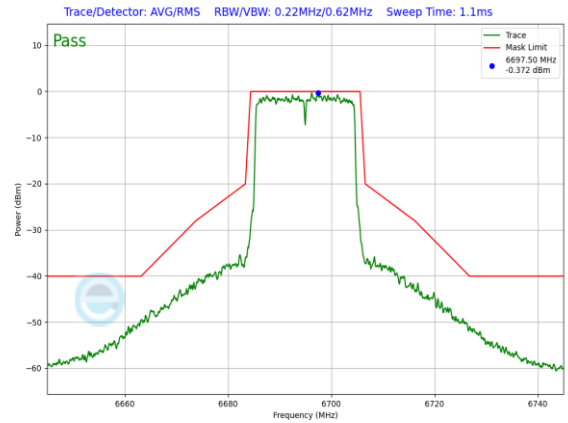
Plot 7-1060. SP In-Band Emission Plot CDD Diversity Antenna 2a (20MHz 802.11ax RU26 (UNII Band 7) – Ch. 149)

FCC ID: BCGA2926 IC: 579C-A2926		MEASUREMENT REPORT (CERTIFICATION)	Approved by: Technical Manager
Test Report S/N: 1C2311270070-25.BCG	Test Dates: 1/3/2024 - 2/28/2024	EUT Type: Tablet Device	Page 288 of 600

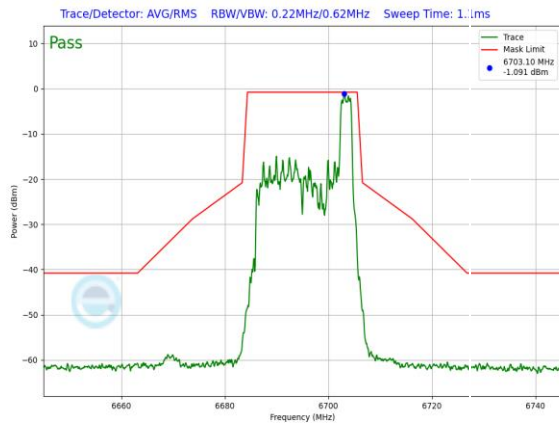




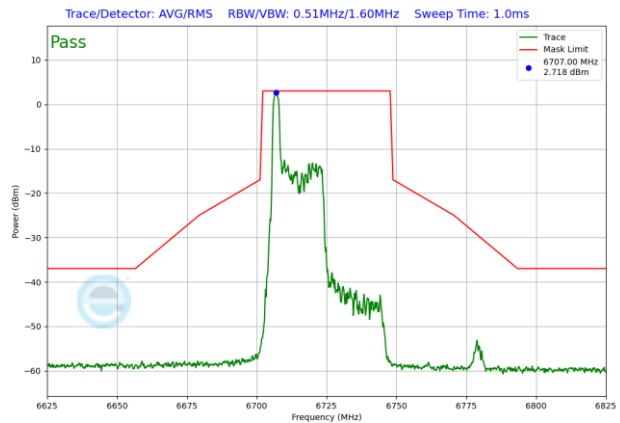
Plot 7-1061. SP In-Band Emission Plot CDD Diversity Antenna 4a (20MHz) 802.11ax RU26 (UNII Band 7) – Ch. 149



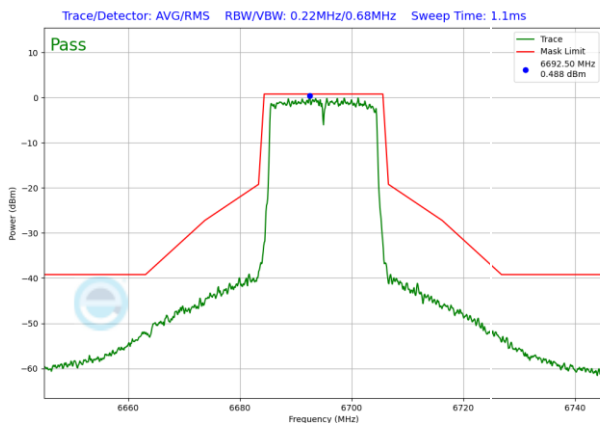
Plot 7-1064. SP In-Band Emission Plot CDD Diversity Antenna 2a (20MHz) 802.11ax RU242 (UNII Band 7) – Ch. 149



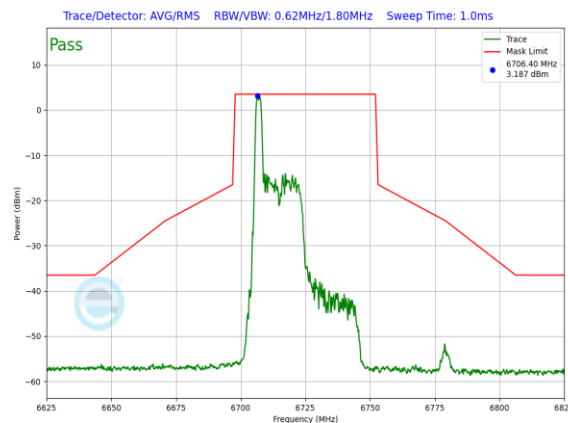
Plot 7-1062. SP In-Band Emission Plot CDD Diversity Antenna 2a (20MHz) 802.11ax RU26 (UNII Band 7) – Ch. 149



Plot 7-1065. SP In-Band Emission Plot CDD Diversity Antenna 4a (40MHz) 802.11ax RU26 (UNII Band 7) – Ch. 155

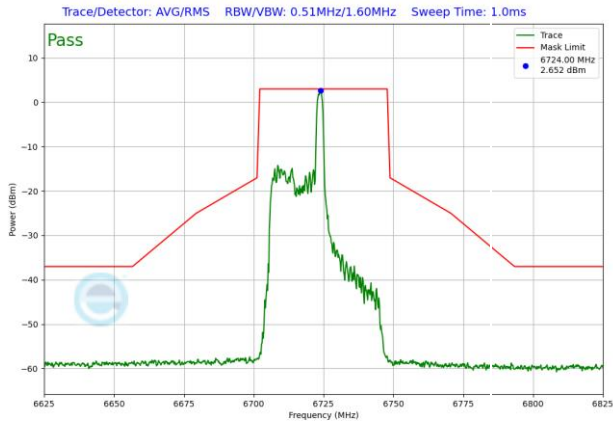


Plot 7-1063. SP In-Band Emission Plot CDD Diversity Antenna 4a (20MHz) 802.11ax RU242 (UNII Band 7) – Ch. 149

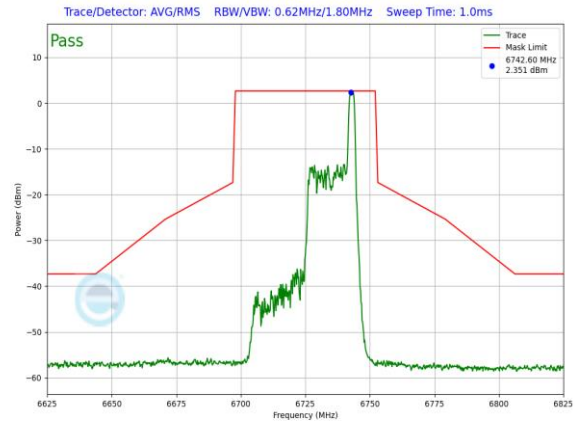


Plot 7-1066. SP In-Band Emission Plot CDD Diversity Antenna 2a (40MHz) 802.11ax RU26 (UNII Band 7) – Ch. 155

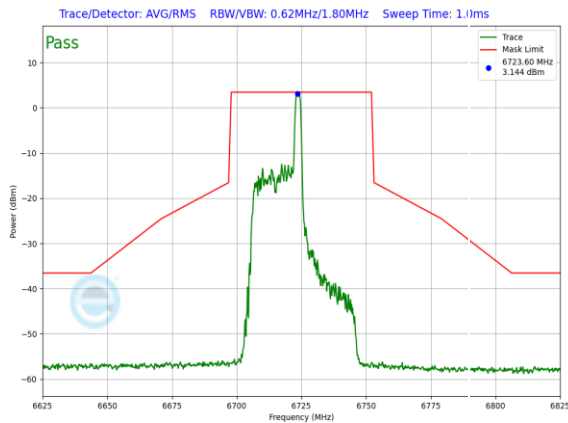
FCC ID: BCGA2926 IC: 579C-A2926		MEASUREMENT REPORT (CERTIFICATION)	Approved by: Technical Manager
Test Report S/N: 1C2311270070-25.BCG	Test Dates: 1/3/2024 - 2/28/2024	EUT Type: Tablet Device	Page 289 of 600



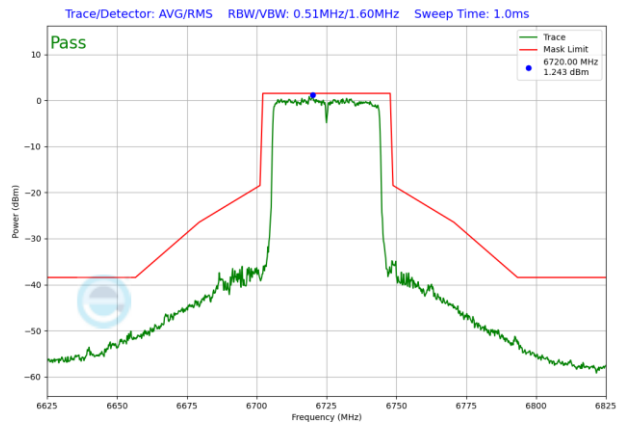
Plot 7-1067. SP In-Band Emission Plot CDD Diversity Antenna 4a (40MHz 802.11ax RU26 (UNII Band 7) – Ch. 155)



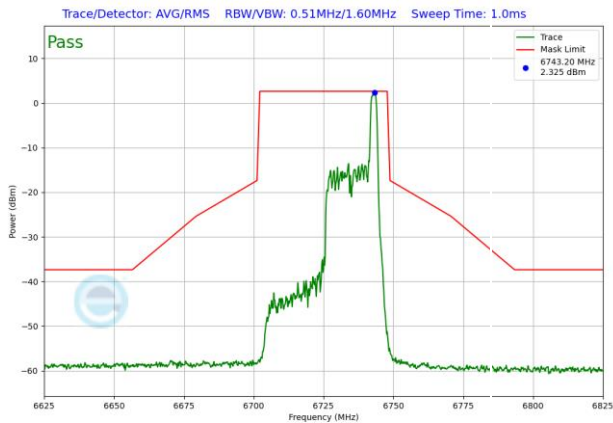
Plot 7-1070. SP In-Band Emission Plot CDD Diversity Antenna 2a (40MHz 802.11ax RU26 (UNII Band 7) – Ch. 155)



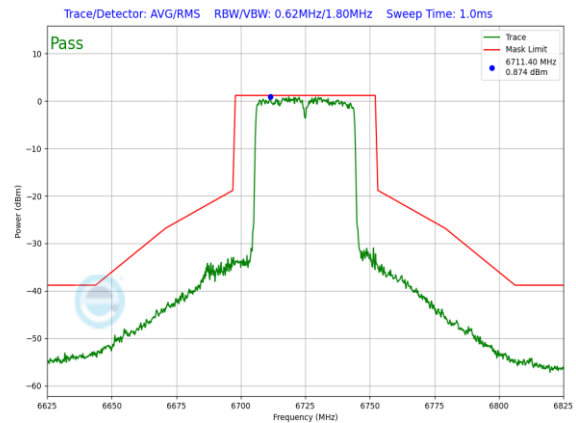
Plot 7-1068. SP In-Band Emission Plot CDD Diversity Antenna 2a (40MHz 802.11ax RU26 (UNII Band 7) – Ch. 155)



Plot 7-1071. SP In-Band Emission Plot CDD Diversity Antenna 4a (40MHz 802.11ax RU484 (UNII Band 7) – Ch. 155)

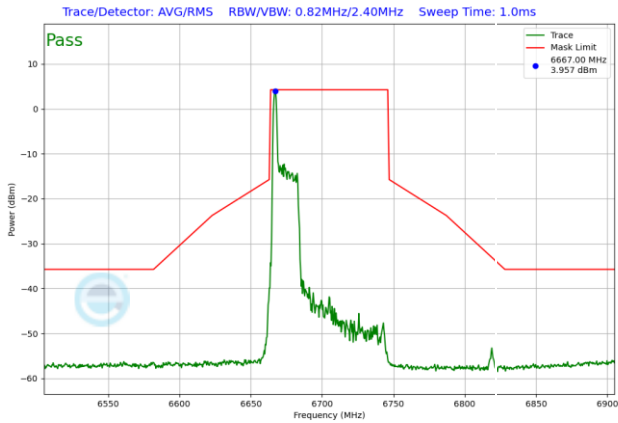


Plot 7-1069. SP In-Band Emission Plot CDD Diversity Antenna 4a (40MHz 802.11ax RU26 (UNII Band 7) – Ch. 155)

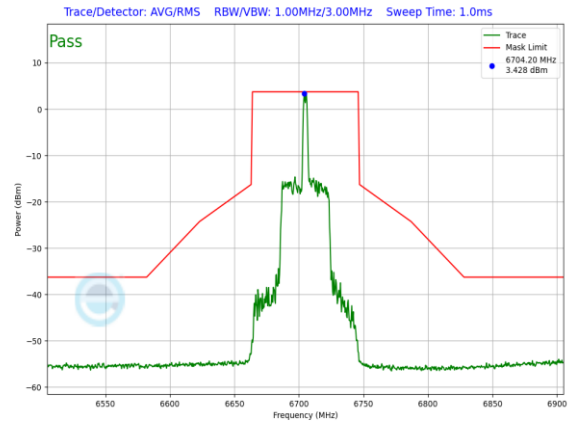


Plot 7-1072. SP In-Band Emission Plot CDD Diversity Antenna 2a (40MHz 802.11ax RU484 (UNII Band 7) – Ch. 155)

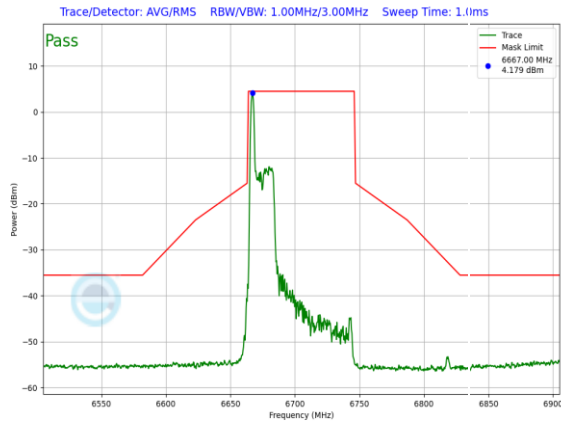
FCC ID: BCGA2926 IC: 579C-A2926		MEASUREMENT REPORT (CERTIFICATION)	Approved by: Technical Manager
Test Report S/N: 1C2311270070-25.BCG	Test Dates: 1/3/2024 - 2/28/2024	EUT Type: Tablet Device	Page 290 of 600



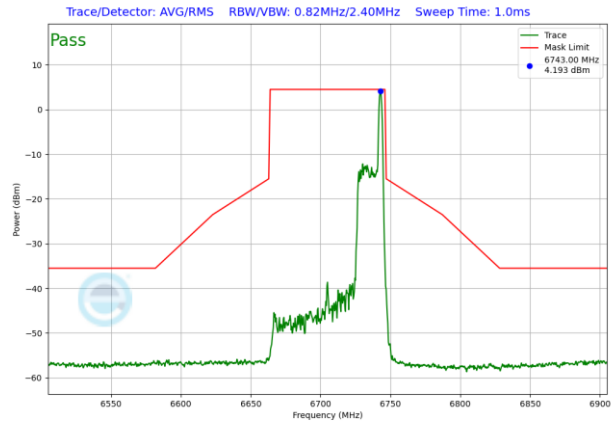
Plot 7-1073. SP In-Band Emission Plot CDD Diversity Antenna 4a (80MHz 802.11ax RU26 (UNII Band 7) – Ch. 151)



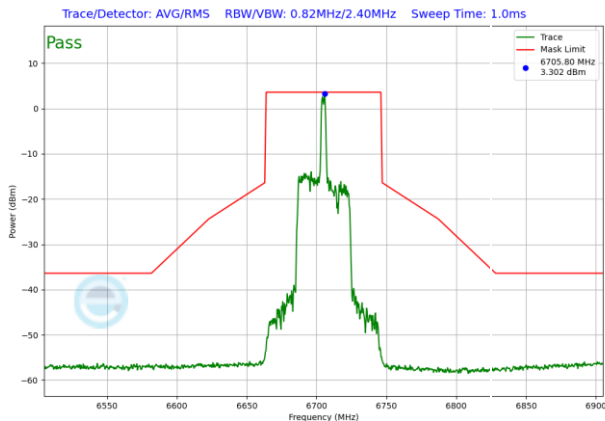
Plot 7-1076. SP In-Band Emission Plot CDD Diversity Antenna 2a (80MHz 802.11ax RU26 (UNII Band 7) – Ch. 151)



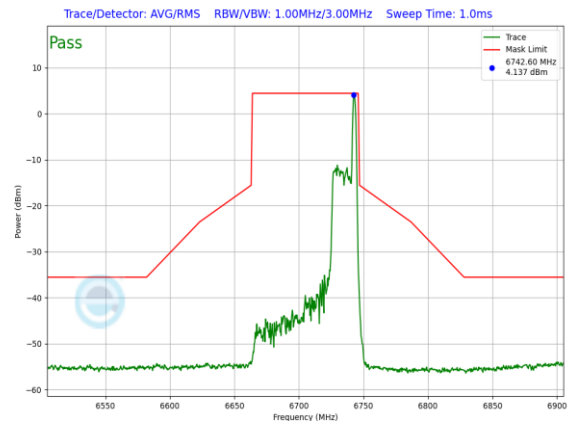
Plot 7-1074. SP In-Band Emission Plot CDD Diversity Antenna 2a (80MHz 802.11ax RU26 (UNII Band 7) – Ch. 151)



Plot 7-1077. SP In-Band Emission Plot CDD Diversity Antenna 4a (80MHz 802.11ax RU26 (UNII Band 7) – Ch. 151)

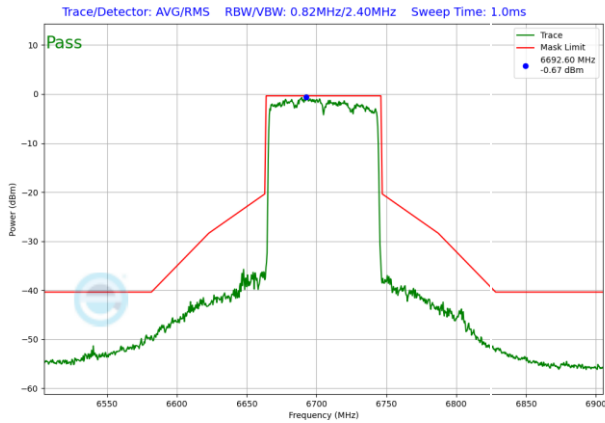


Plot 7-1075. SP In-Band Emission Plot CDD Diversity Antenna 4a (80MHz 802.11ax RU26 (UNII Band 7) – Ch. 151)

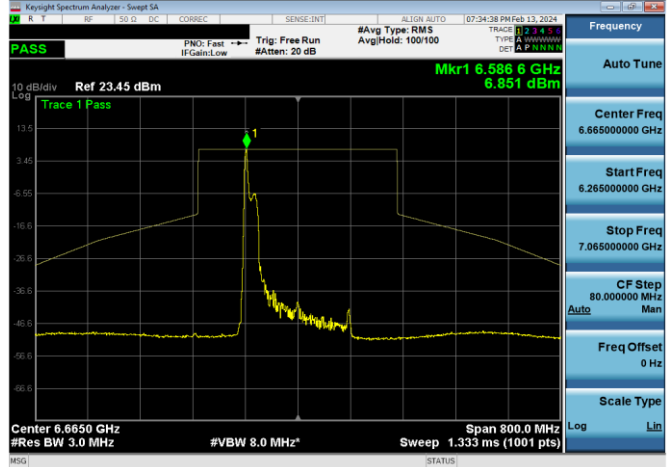


Plot 7-1078. SP In-Band Emission Plot CDD Diversity Antenna 2a (80MHz 802.11ax RU26 (UNII Band 7) – Ch. 151)

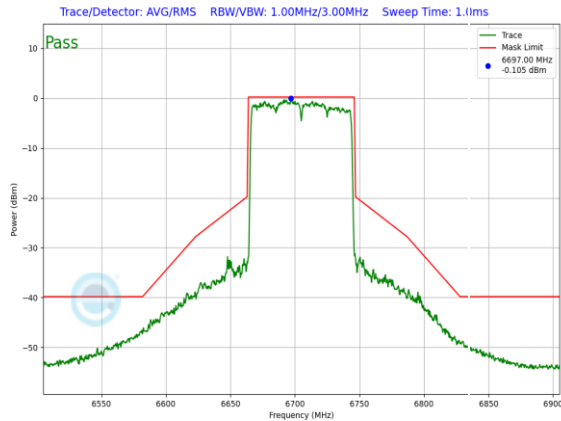
FCC ID: BCGA2926 IC: 579C-A2926		MEASUREMENT REPORT (CERTIFICATION)	Approved by: Technical Manager
Test Report S/N: 1C2311270070-25.BCG	Test Dates: 1/3/2024 - 2/28/2024	EUT Type: Tablet Device	Page 291 of 600



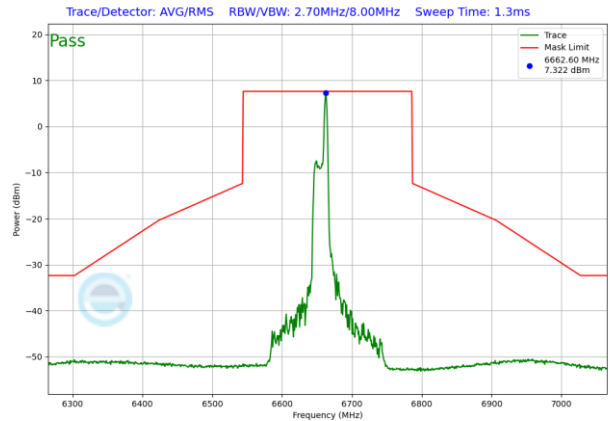
Plot 7-1079. SP In-Band Emission Plot CDD Diversity Antenna 4a (80MHz) 802.11ax RU996 (UNII Band 7) – Ch. 151)



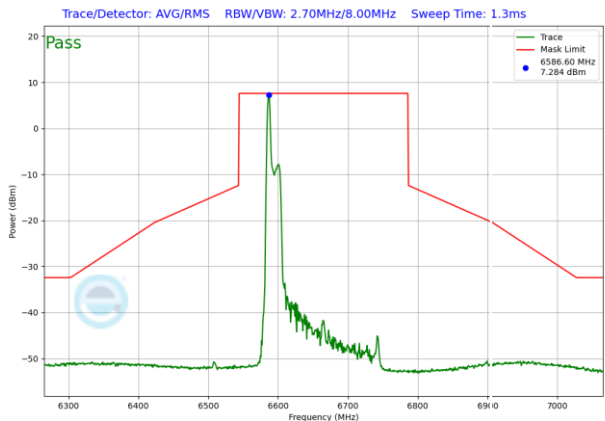
Plot 7-1082. SP In-Band Emission Plot CDD Diversity Antenna 2a (160MHz) 802.11ax RU26 (UNII Band 7) – Ch. 143)



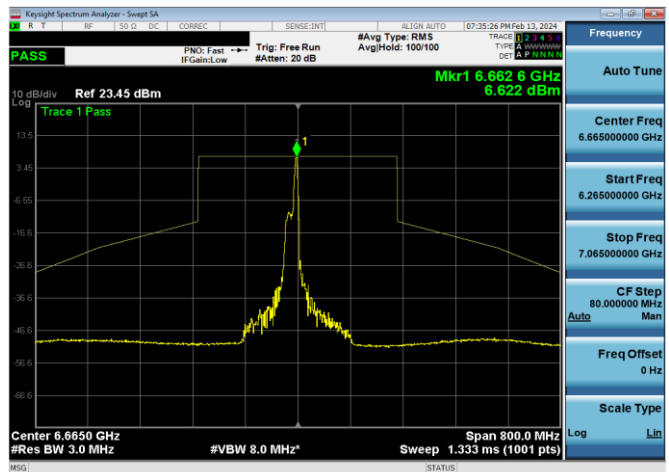
Plot 7-1080. SP In-Band Emission Plot CDD Diversity Antenna 2a (80MHz) 802.11ax RU996 (UNII Band 7) – Ch. 151)



Plot 7-1083. SP In-Band Emission Plot CDD Diversity Antenna 4a (160MHz) 802.11ax RU26 (UNII Band 7) – Ch. 143)

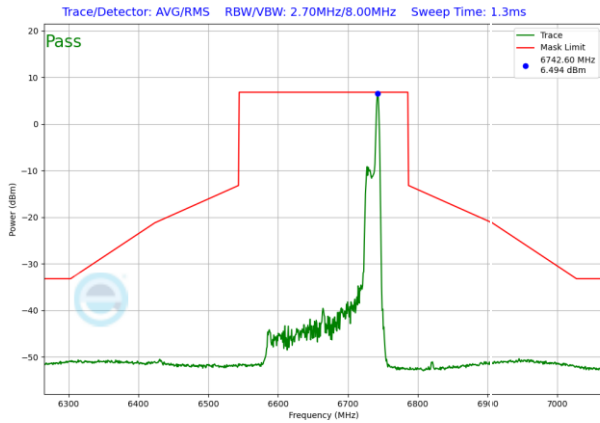


Plot 7-1081. SP In-Band Emission Plot CDD Diversity Antenna 4a (160MHz) 802.11ax RU26 (UNII Band 7) – Ch. 143)

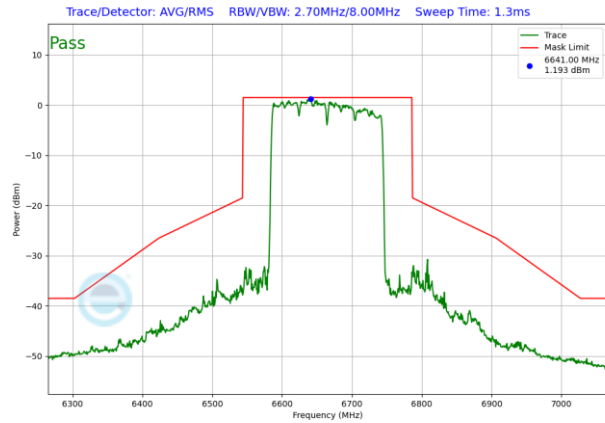


Plot 7-1084. SP In-Band Emission Plot CDD Diversity Antenna 2a (160MHz) 802.11ax RU26 (UNII Band 7) – Ch. 143)

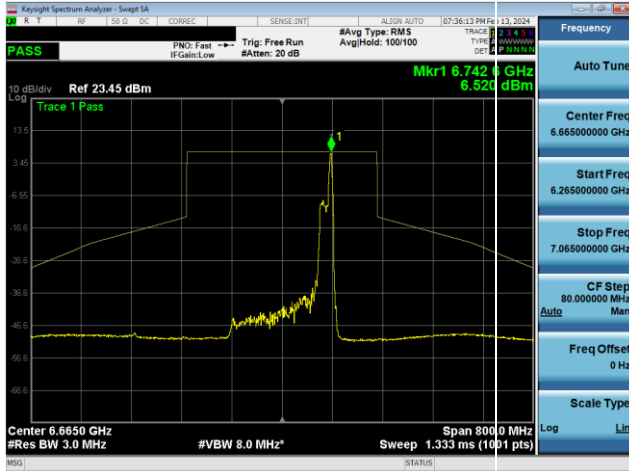
FCC ID: BCGA2926 IC: 579C-A2926		MEASUREMENT REPORT (CERTIFICATION)	Approved by: Technical Manager
Test Report S/N: 1C2311270070-25.BCG	Test Dates: 1/3/2024 - 2/28/2024	EUT Type: Tablet Device	Page 292 of 600



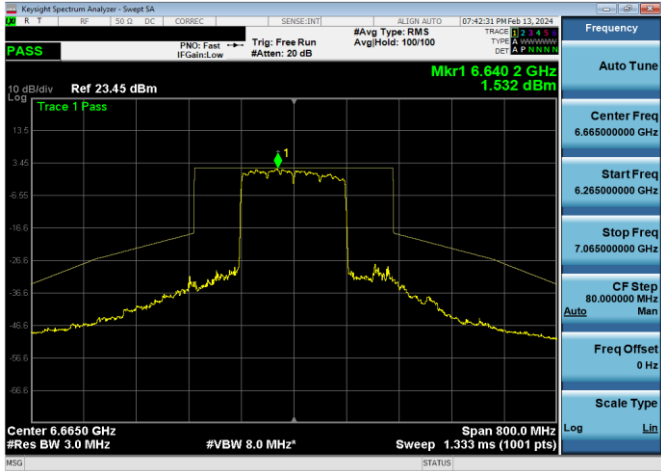
Plot 7-1085. SP In-Band Emission Plot CDD Diversity Antenna 4a (160MHz 802.11ax RU26 (UNII Band 7) – Ch. 143)



Plot 7-1087. SP In-Band Emission Plot CDD Diversity Antenna 4a (160MHz 802.11ax RU996x2 (UNII Band 7) – Ch. 143)



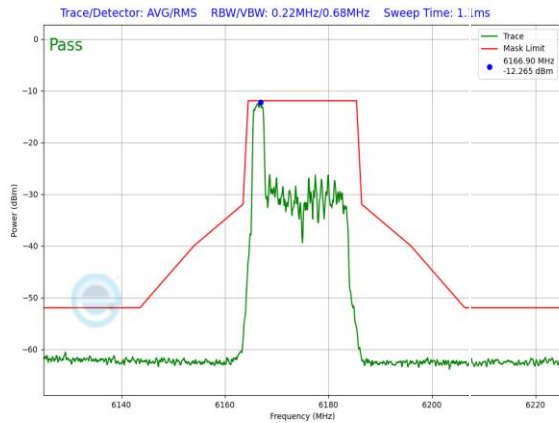
Plot 7-1086. SP In-Band Emission Plot CDD Diversity Antenna 2a (160MHz 802.11ax RU26 (UNII Band 7) – Ch. 143)



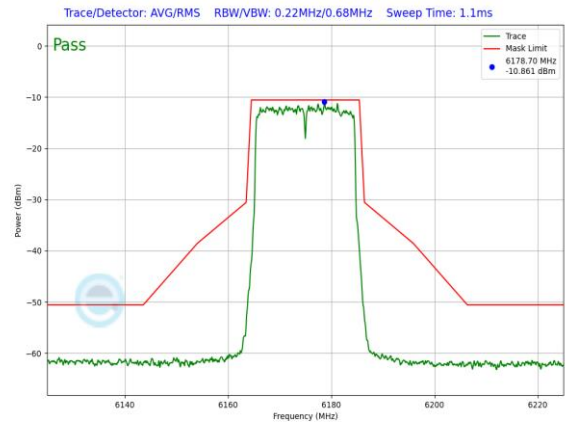
Plot 7-1088. SP In-Band Emission Plot CDD Diversity Antenna 2a (160MHz 802.11ax RU996x2 (UNII Band 7) – Ch. 143)

FCC ID: BCGA2926 IC: 579C-A2926		MEASUREMENT REPORT (CERTIFICATION)	Approved by: Technical Manager
Test Report S/N: 1C2311270070-25.BCG	Test Dates: 1/3/2024 - 2/28/2024	EUT Type: Tablet Device	Page 293 of 600

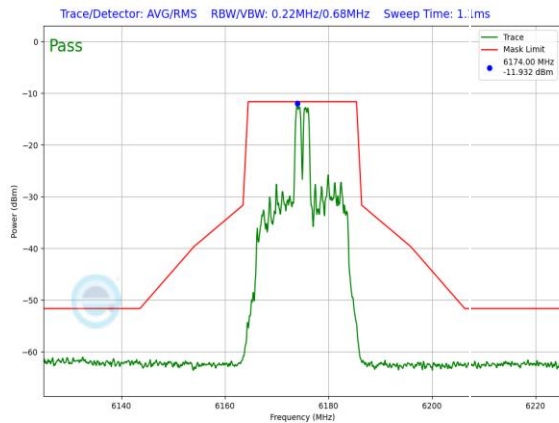
## 7.5.6 Antenna WF5B LPI In-Band Emission Measurements



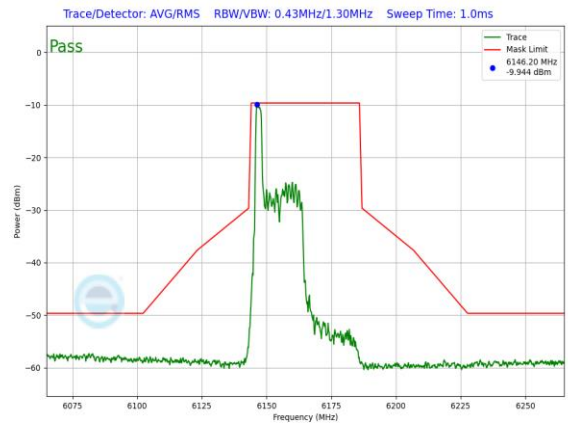
Plot 7-1089. LPI In-Band Emission Plot Antenna WF5B (20MHz 802.11ax RU26 (UNII Band 5) – Ch. 45)



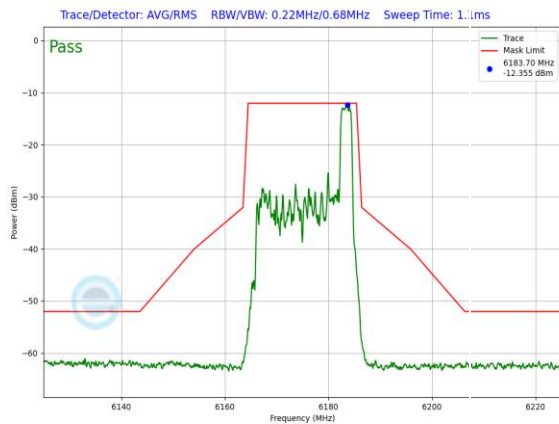
Plot 7-1092. LPI In-Band Emission Plot Antenna WF5B (20MHz 802.11ax RU242 (UNII Band 5) – Ch. 45)



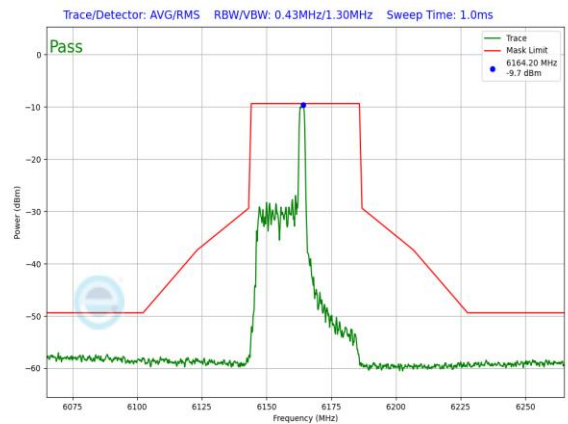
Plot 7-1090. LPI In-Band Emission Plot Antenna WF5B (20MHz 802.11ax RU26 (UNII Band 5) – Ch. 45)



Plot 7-1093. LPI In-Band Emission Plot Antenna WF5B (40MHz 802.11ax RU26 (UNII Band 5) – Ch. 43)

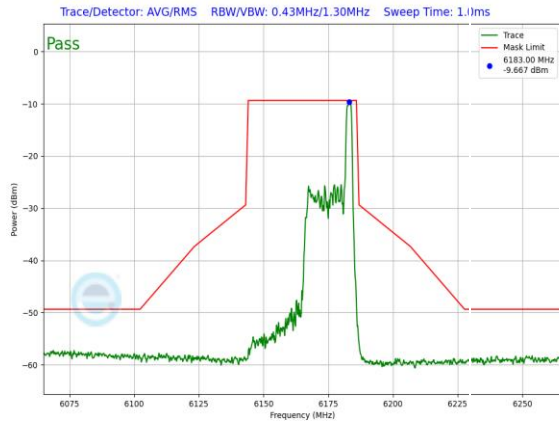


Plot 7-1091. LPI In-Band Emission Plot Antenna WF5B (20MHz 802.11ax RU26 (UNII Band 5) – Ch. 45)

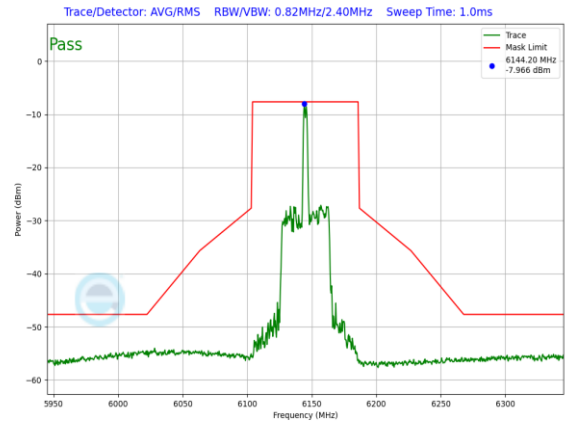


Plot 7-1094. LPI In-Band Emission Plot Antenna WF5B (40MHz 802.11ax RU26 (UNII Band 5) – Ch. 43)

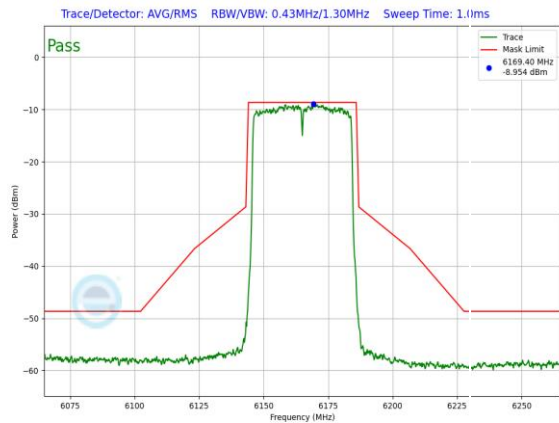
FCC ID: BCGA2926 IC: 579C-A2926		MEASUREMENT REPORT (CERTIFICATION)	Approved by: Technical Manager
Test Report S/N: 1C2311270070-25.BCG	Test Dates: 1/3/2024 - 2/28/2024	EUT Type: Tablet Device	Page 294 of 600



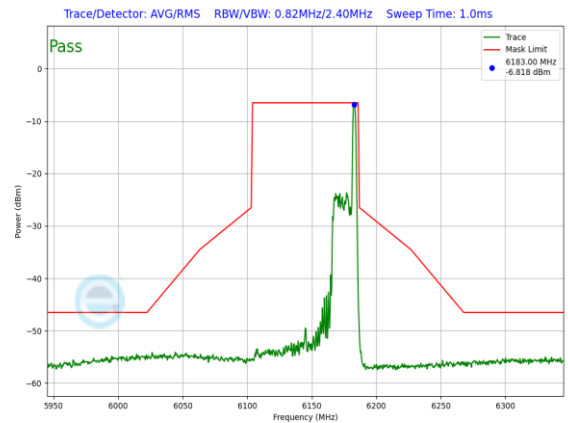
**Plot 7-1095. LPI In-Band Emission Plot Antenna WF5B (40MHz 802.11ax RU26 (UNII Band 5) – Ch. 43)**



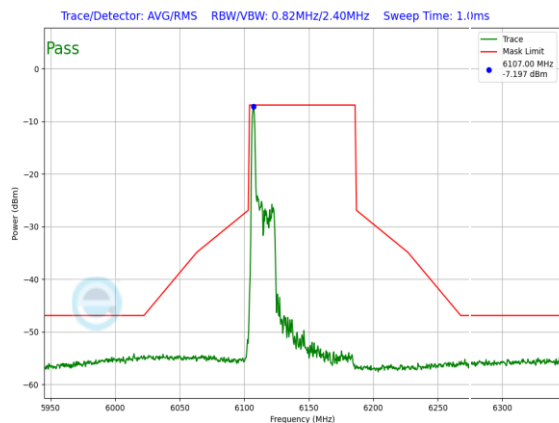
**Plot 7-1098. LPI In-Band Emission Plot Antenna WF5B (80MHz 802.11ax RU26 (UNII Band 5) – Ch. 39)**



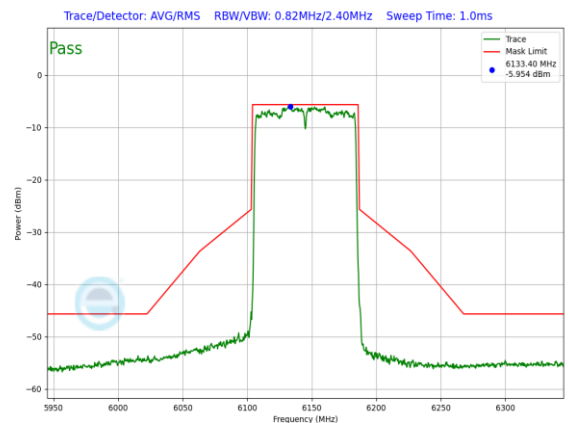
**Plot 7-1096. LPI In-Band Emission Plot Antenna WF5B (40MHz 802.11ax RU484 (UNII Band 5) – Ch. 43)**



**Plot 7-1099. LPI In-Band Emission Plot Antenna WF5B (80MHz 802.11ax RU26 (UNII Band 5) – Ch. 39)**

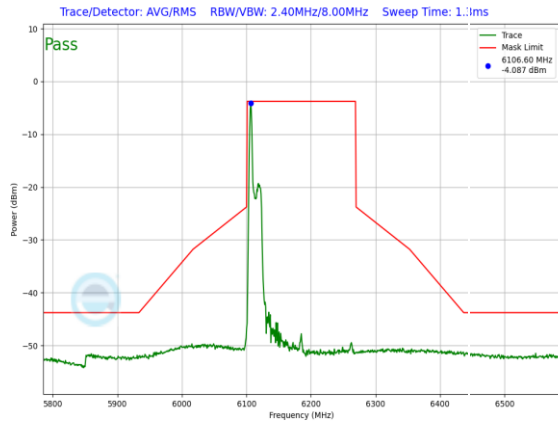


**Plot 7-1097. LPI In-Band Emission Plot Antenna WF5B (80MHz 802.11ax RU26 (UNII Band 5) – Ch. 39)**

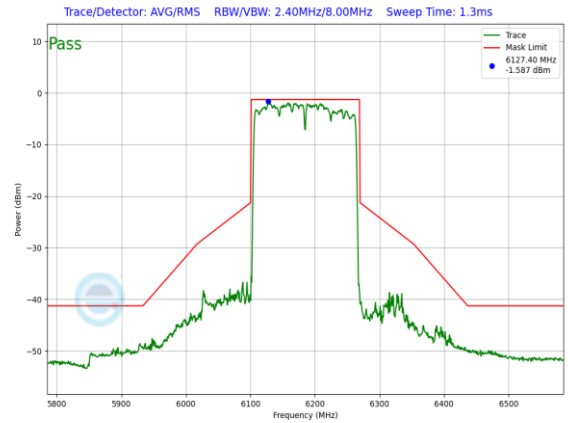


**Plot 7-1100. LPI In-Band Emission Plot Antenna WF5B (80MHz 802.11ax RU996 (UNII Band 5) – Ch. 39)**

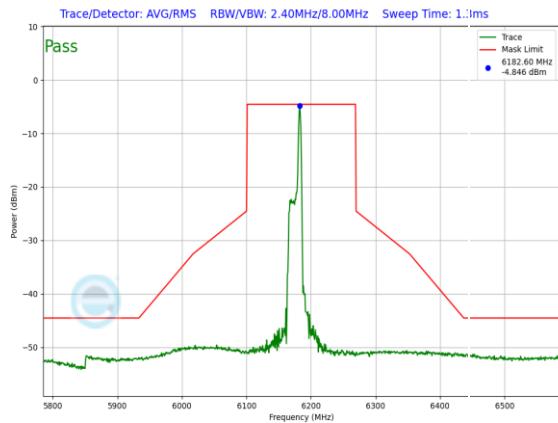
FCC ID: BCGA2926 IC: 579C-A2926		MEASUREMENT REPORT (CERTIFICATION)	Approved by: Technical Manager
Test Report S/N: 1C2311270070-25.BCG	Test Dates: 1/3/2024 - 2/28/2024	EUT Type: Tablet Device	Page 295 of 600



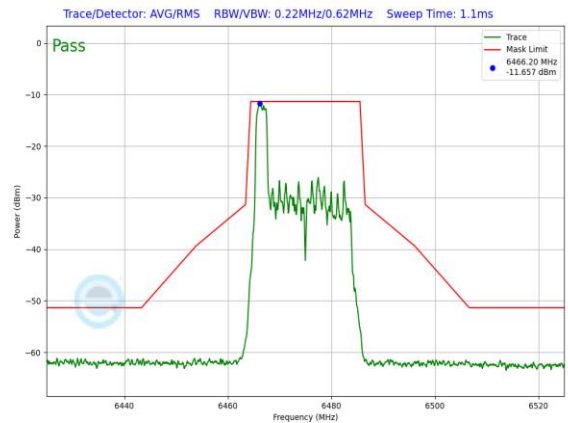
Plot 7-1101. LPI In-Band Emission Plot Antenna WF5B (160MHz 802.11ax RU26 (UNII Band 5) – Ch. 47)



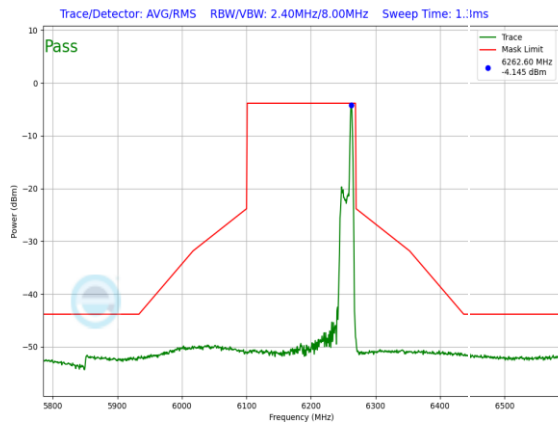
Plot 7-1104. LPI In-Band Emission Plot Antenna WF5B (160MHz 802.11ax RU996x2 (UNII Band 5) – Ch. 47)



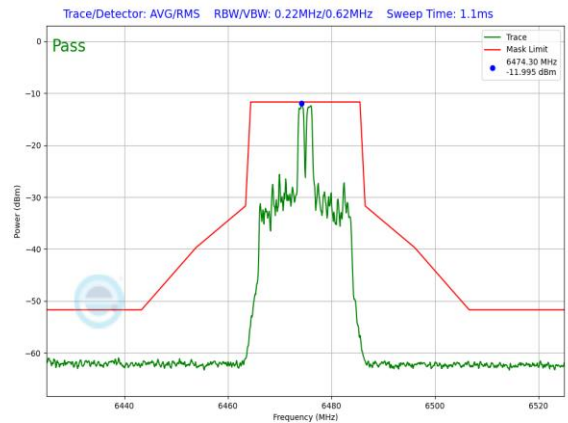
Plot 7-1102. LPI In-Band Emission Plot Antenna WF5B (160MHz 802.11ax RU26 (UNII Band 5) – Ch. 47)



Plot 7-1105. LPI In-Band Emission Plot Antenna WF5B (20MHz 802.11ax RU26 (UNII Band 6) – Ch. 105)



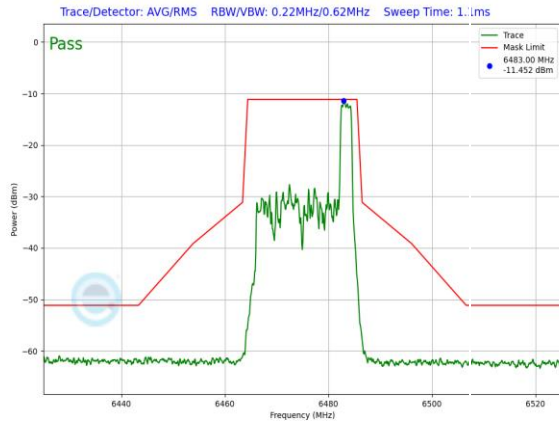
Plot 7-1103. LPI In-Band Emission Plot Antenna WF5B (160MHz 802.11ax RU26 (UNII Band 5) – Ch. 47)



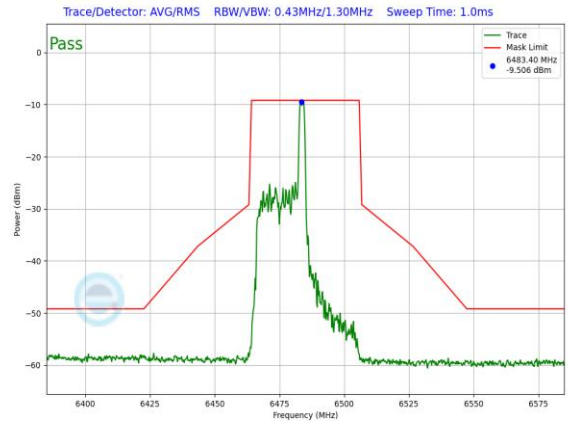
Plot 7-1106. LPI In-Band Emission Plot Antenna WF5B (20MHz 802.11ax RU26 (UNII Band 6) – Ch. 105)

FCC ID: BCGA2926 IC: 579C-A2926		MEASUREMENT REPORT (CERTIFICATION)	Approved by: Technical Manager
Test Report S/N: 1C2311270070-25.BCG	Test Dates: 1/3/2024 - 2/28/2024	EUT Type: Tablet Device	Page 296 of 600

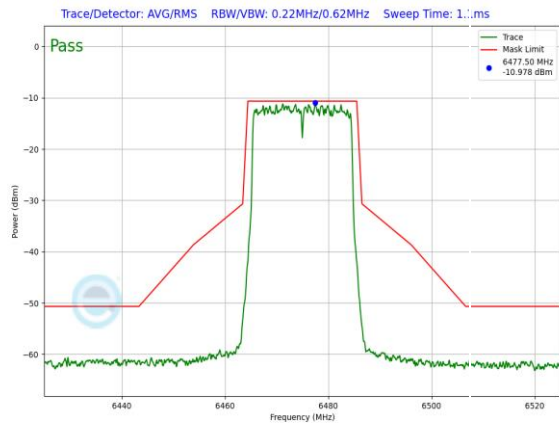




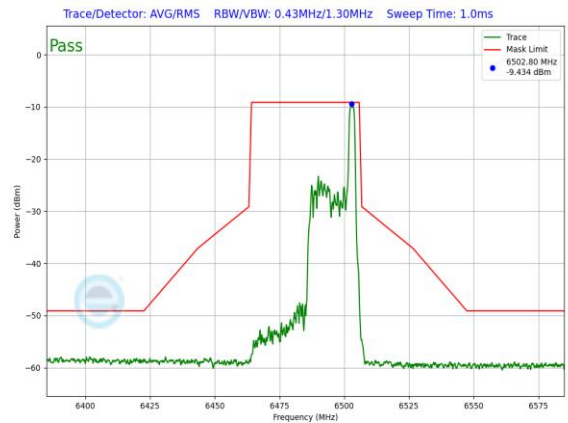
Plot 7-1107. LPI In-Band Emission Plot Antenna WF5B (20MHz 802.11ax RU26 (UNII Band 6) – Ch. 105)



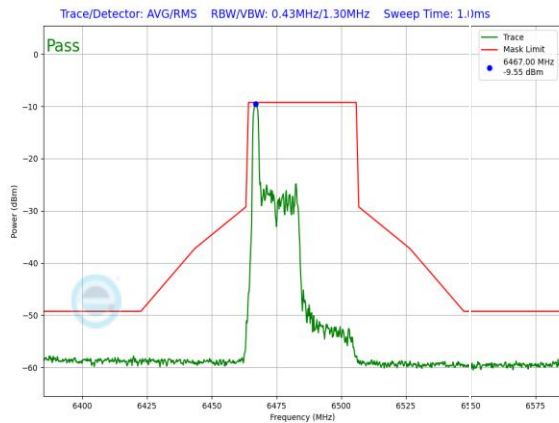
Plot 7-1110. LPI In-Band Emission Plot Antenna WF5B (40MHz 802.11ax RU26 (UNII Band 6) – Ch. 107)



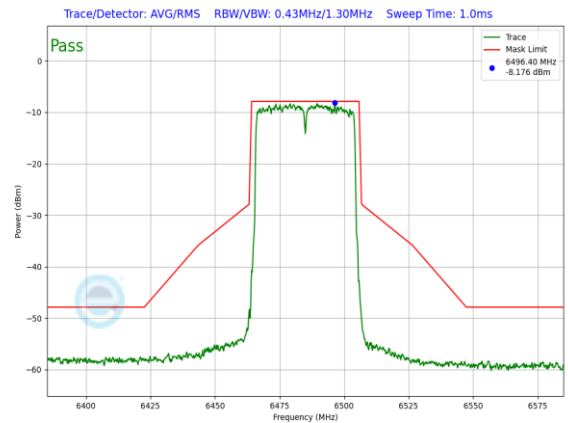
Plot 7-1108. LPI In-Band Emission Plot Antenna WF5B (20MHz 802.11ax RU242 (UNII Band 6) – Ch. 105)



Plot 7-1111. LPI In-Band Emission Plot Antenna WF5B (40MHz 802.11ax RU26 (UNII Band 6) – Ch. 107)

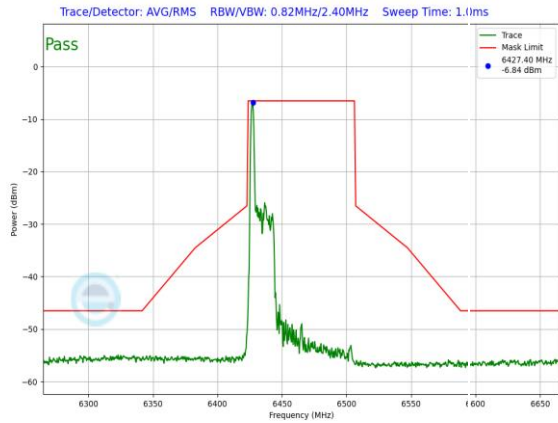


Plot 7-1109. LPI In-Band Emission Plot Antenna WF5B (40MHz 802.11ax RU26 (UNII Band 6) – Ch. 107)

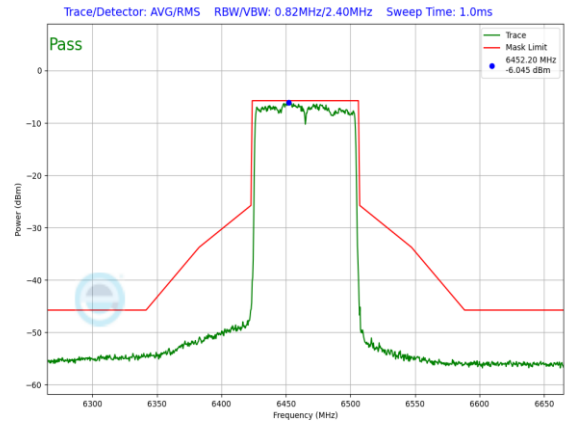


Plot 7-1112. LPI In-Band Emission Plot Antenna WF5B (40MHz 802.11ax RU484 (UNII Band 6) – Ch. 107)

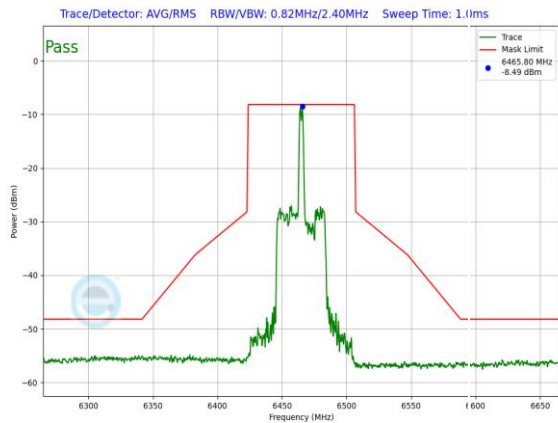
FCC ID: BCGA2926 IC: 579C-A2926		MEASUREMENT REPORT (CERTIFICATION)	Approved by: Technical Manager
Test Report S/N: 1C2311270070-25.BCG	Test Dates: 1/3/2024 - 2/28/2024	EUT Type: Tablet Device	Page 297 of 600



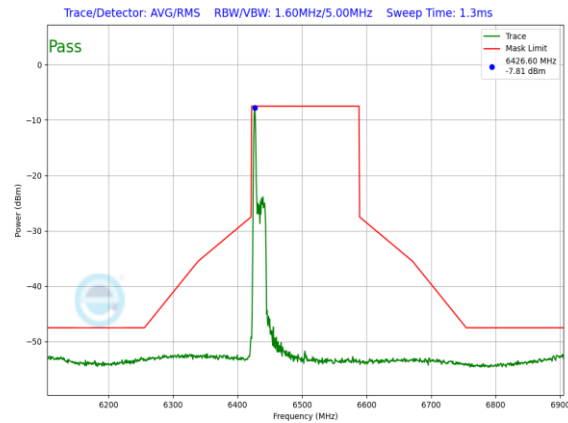
Plot 7-1113. LPI In-Band Emission Plot Antenna WF5B (80MHz 802.11ax RU26 (UNII Band 6) – Ch. 103)



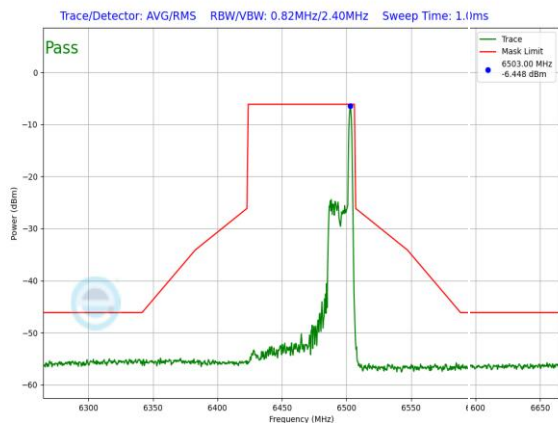
Plot 7-1116. LPI In-Band Emission Plot Antenna WF5B (80MHz 802.11ax RU996 (UNII Band 6) – Ch. 103)



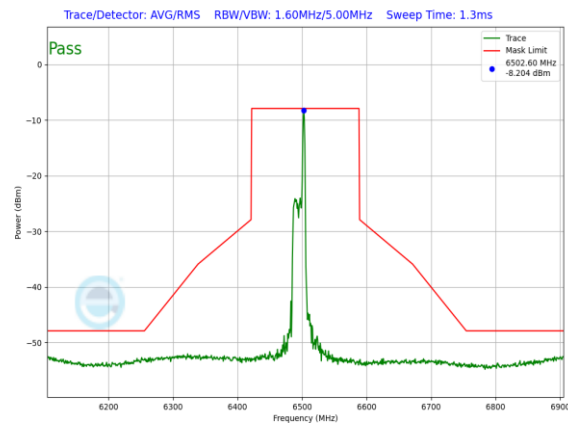
Plot 7-1114. LPI In-Band Emission Plot Antenna WF5B (80MHz 802.11ax RU26 (UNII Band 6) – Ch. 103)



Plot 7-1117. LPI In-Band Emission Plot Antenna WF5B (160MHz 802.11ax RU26 (UNII Band 6) – Ch. 111)

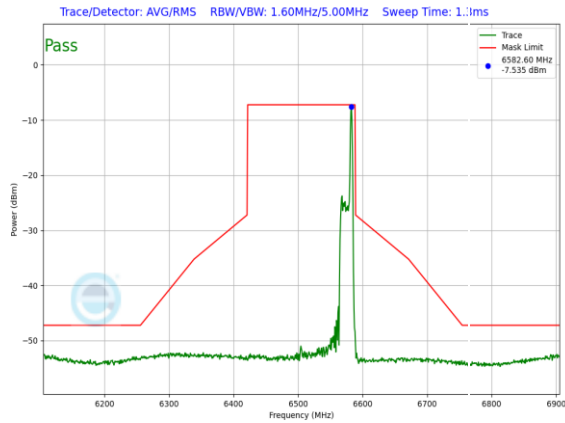


Plot 7-1115. LPI In-Band Emission Plot Antenna WF5B (80MHz 802.11ax RU26 (UNII Band 6) – Ch. 103)

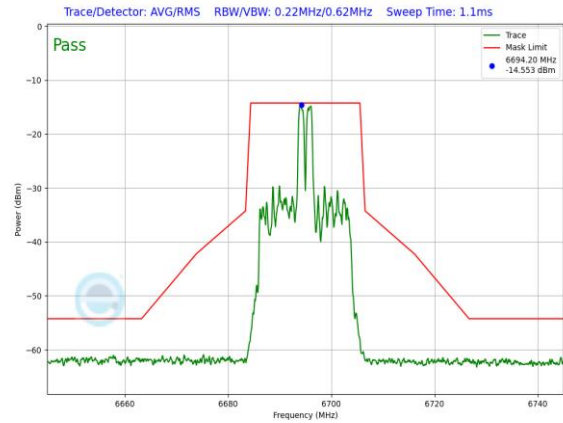


Plot 7-1118. LPI In-Band Emission Plot Antenna WF5B (160MHz 802.11ax RU26 (UNII Band 6) – Ch. 111)

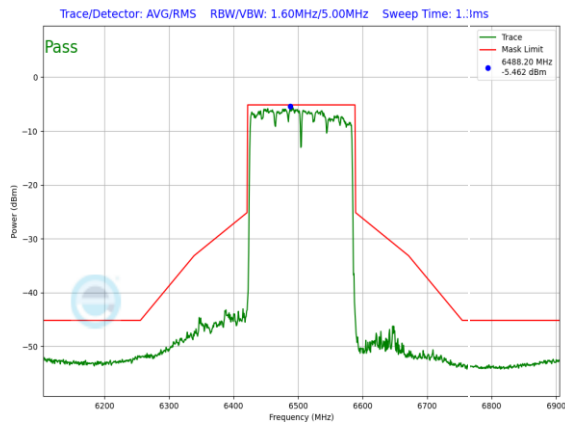
FCC ID: BCGA2926 IC: 579C-A2926		MEASUREMENT REPORT (CERTIFICATION)	Approved by: Technical Manager
Test Report S/N: 1C2311270070-25.BCG	Test Dates: 1/3/2024 - 2/28/2024	EUT Type: Tablet Device	Page 298 of 600



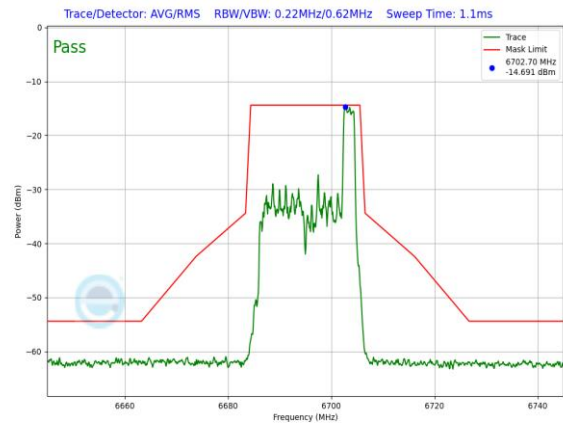
Plot 7-1119. LPI In-Band Emission Plot Antenna WF5B (160MHz 802.11ax RU26 (UNII Band 6) – Ch. 111)



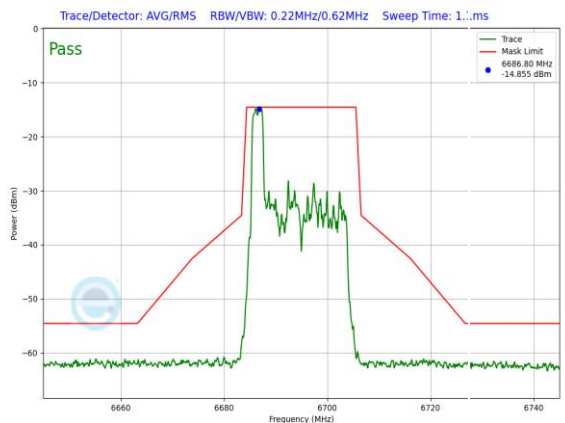
Plot 7-1122. LPI In-Band Emission Plot Antenna WF5B (20MHz 802.11ax RU26 (UNII Band 7) – Ch. 149)



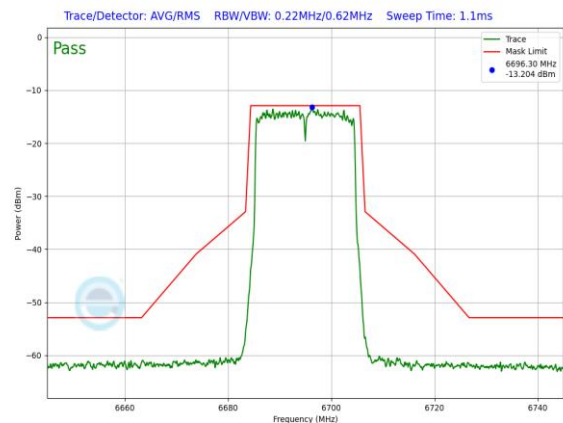
Plot 7-1120. LPI In-Band Emission Plot Antenna WF5B (160MHz 802.11ax RU996x2 (UNII Band 6) – Ch. 111)



Plot 7-1123. LPI In-Band Emission Plot Antenna WF5B (20MHz 802.11ax RU26 (UNII Band 7) – Ch. 149)



Plot 7-1121. LPI In-Band Emission Plot Antenna WF5B (20MHz 802.11ax RU26 (UNII Band 7) – Ch. 149)



Plot 7-1124. LPI In-Band Emission Plot Antenna WF5B (20MHz 802.11ax RU242 (UNII Band 7) – Ch. 149)

FCC ID: BCGA2926 IC: 579C-A2926		MEASUREMENT REPORT (CERTIFICATION)	Approved by: Technical Manager
Test Report S/N: 1C2311270070-25.BCG	Test Dates: 1/3/2024 - 2/28/2024	EUT Type: Tablet Device	Page 299 of 600