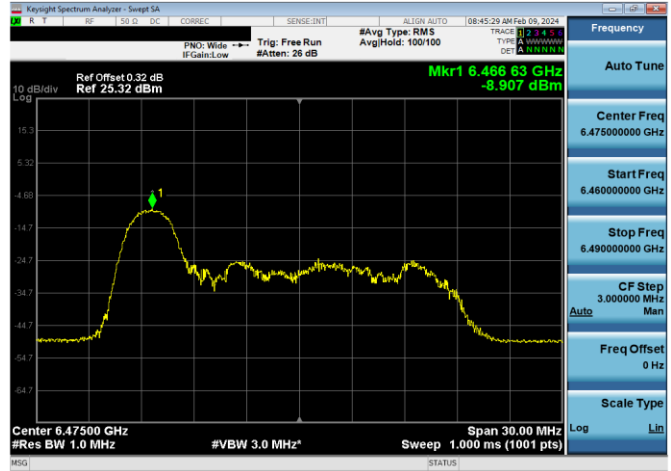
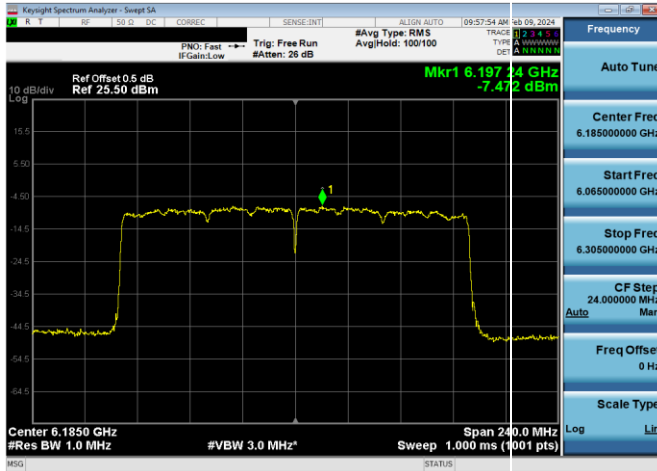


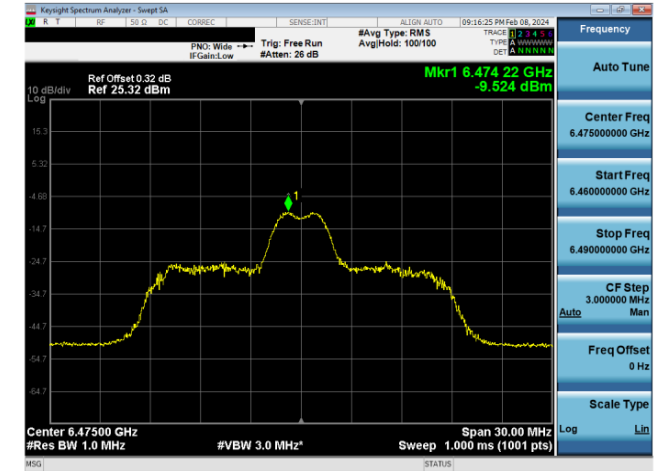
Plot 7-767. LPI Power Spectral Density Plot SDM Diversity Antenna 4a (160MHz 802.11ax RU996x2 (UNII Band 5) – Ch. 47)



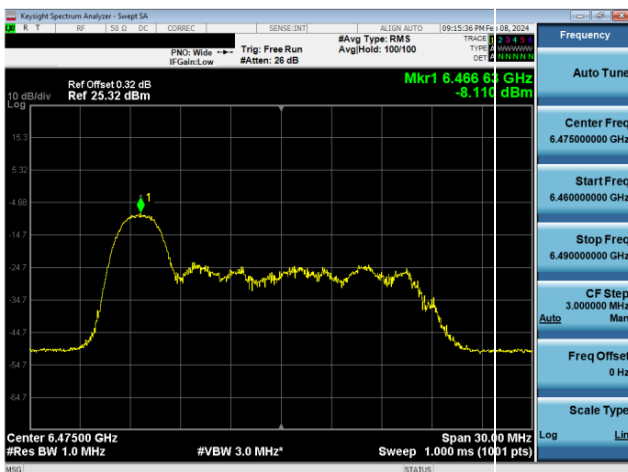
Plot 7-770. LPI Power Spectral Density Plot SDM Diversity Antenna 2a (20MHz 802.11ax RU26 (UNII Band 6) – Ch. 105)



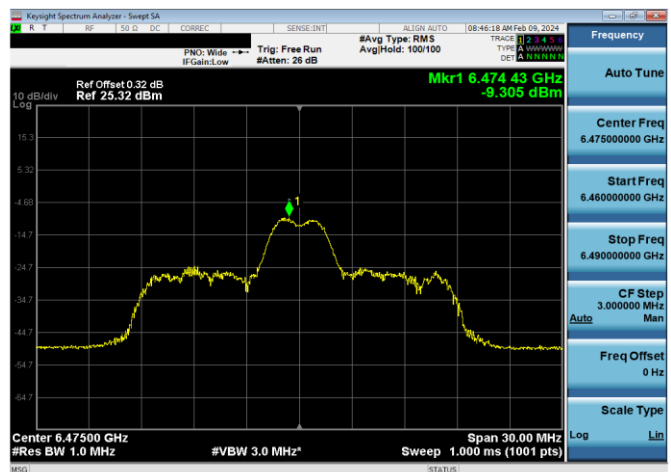
Plot 7-768. LPI Power Spectral Density Plot SDM Diversity Antenna 2a (160MHz 802.11ax RU996x2 (UNII Band 5) – Ch. 47)



Plot 7-771. LPI Power Spectral Density Plot SDM Diversity Antenna 4a (20MHz 802.11ax RU26 (UNII Band 6) – Ch. 105)

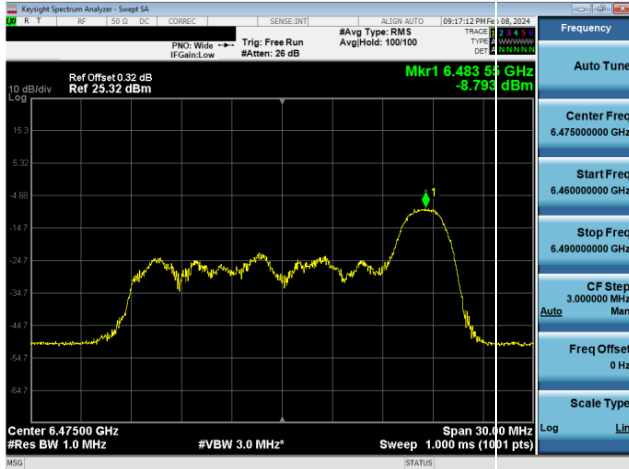


Plot 7-769. LPI Power Spectral Density Plot SDM Diversity Antenna 4a (20MHz 802.11ax RU26 (UNII Band 6) – Ch. 105)

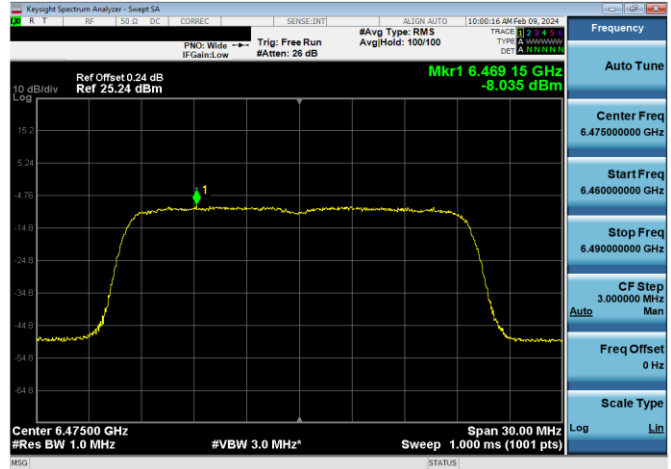


Plot 7-772. LPI Power Spectral Density Plot SDM Diversity Antenna 2a (20MHz 802.11ax RU26 (UNII Band 6) – Ch. 105)

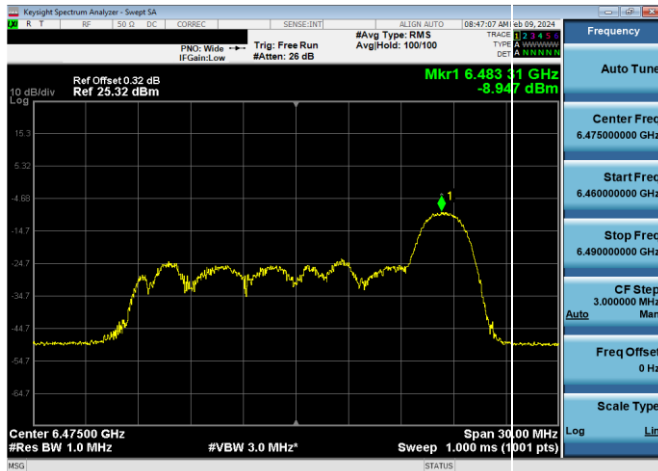
FCC ID: BCGA2926 IC: 579C-A2926		MEASUREMENT REPORT (CERTIFICATION)	Approved by: Technical Manager
Test Report S/N: 1C2311270070-25.BCG			Test Dates: 1/3/2024 - 2/28/2024



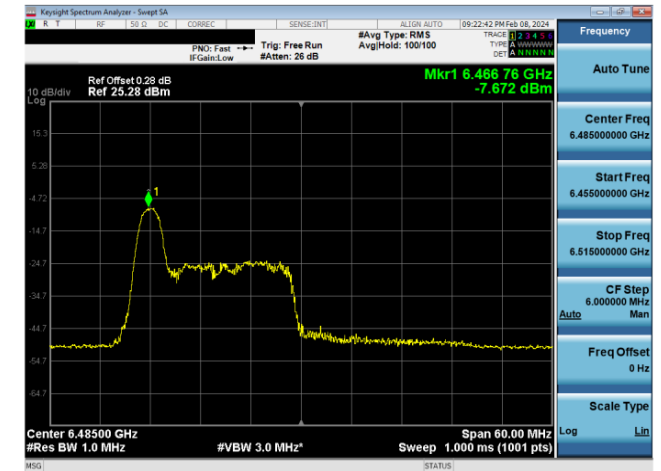
Plot 7-773. LPI Power Spectral Density Plot SDM Diversity Antenna 4a (20MHz 802.11ax RU26 (UNII Band 6) – Ch. 105)



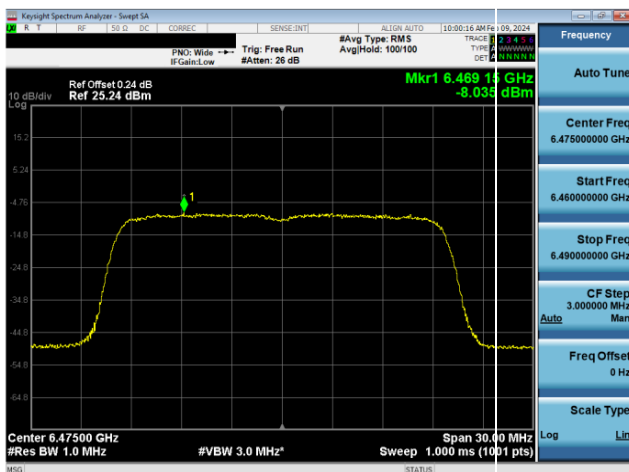
Plot 7-776. LPI Power Spectral Density Plot SDM Diversity Antenna 2a (20MHz 802.11ax RU242 (UNII Band 6) – Ch. 105)



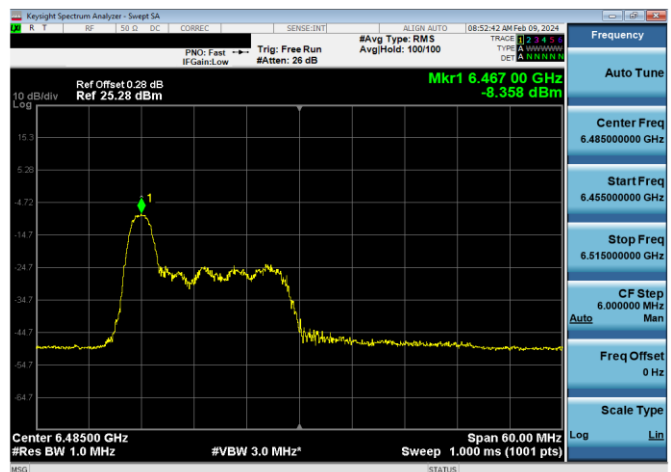
Plot 7-774. LPI Power Spectral Density Plot SDM Diversity Antenna 2a (20MHz 802.11ax RU26 (UNII Band 6) – Ch. 105)



Plot 7-777. LPI Power Spectral Density Plot SDM Diversity Antenna 4a (40MHz 802.11ax RU26 (UNII Band 6) – Ch. 107)

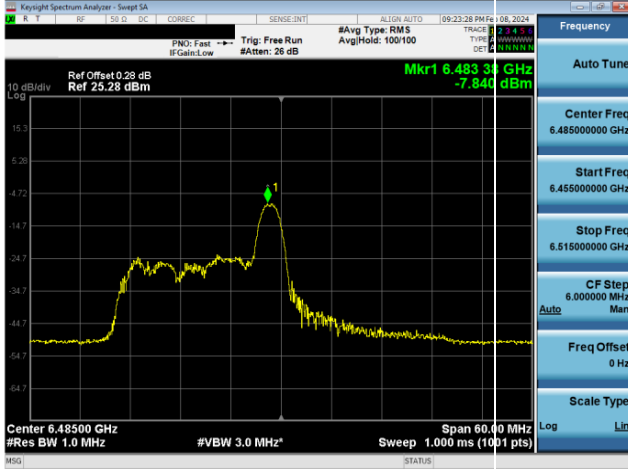


Plot 7-775. LPI Power Spectral Density Plot SDM Diversity Antenna 4a (20MHz 802.11ax RU242 (UNII Band 6) – Ch. 105)

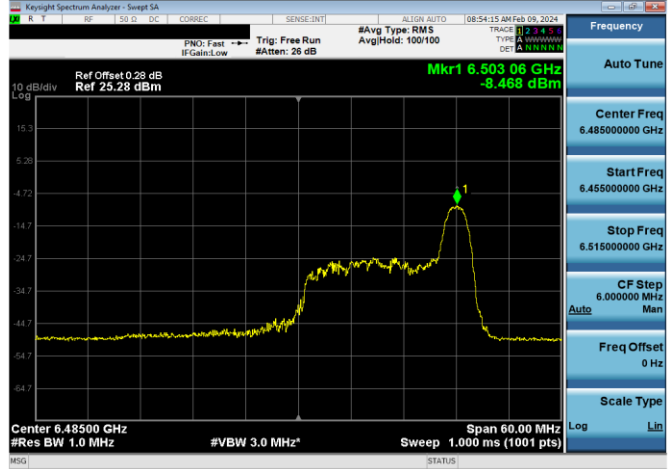


Plot 7-778. LPI Power Spectral Density Plot SDM Diversity Antenna 2a (40MHz 802.11ax RU26 (UNII Band 6) – Ch. 107)

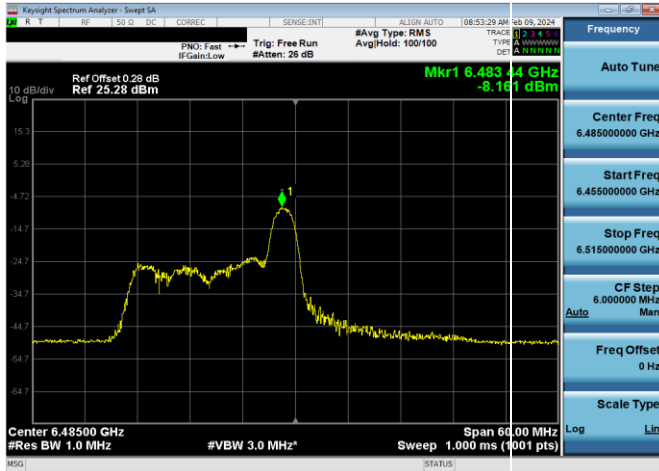
FCC ID: BCGA2926 IC: 579C-A2926		MEASUREMENT REPORT (CERTIFICATION)	Approved by: Technical Manager
Test Report S/N: 1C2311270070-25.BCG	Test Dates: 1/3/2024 - 2/28/2024	EUT Type: Tablet Device	Page 235 of 600



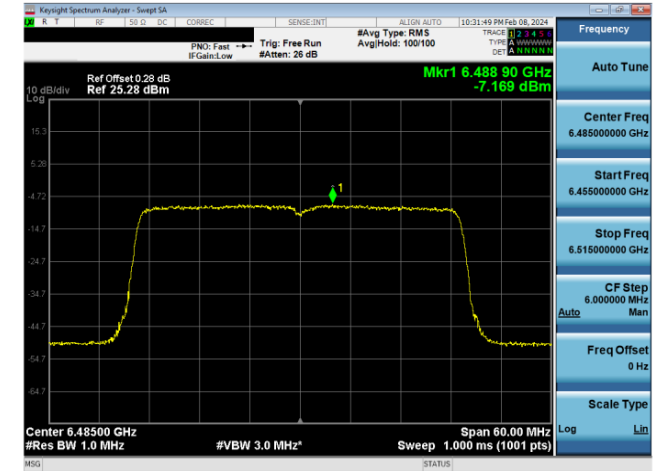
Plot 7-779. LPI Power Spectral Density Plot SDM Diversity Antenna 4a (40MHz 802.11ax RU26 (UNII Band 6) – Ch. 107)



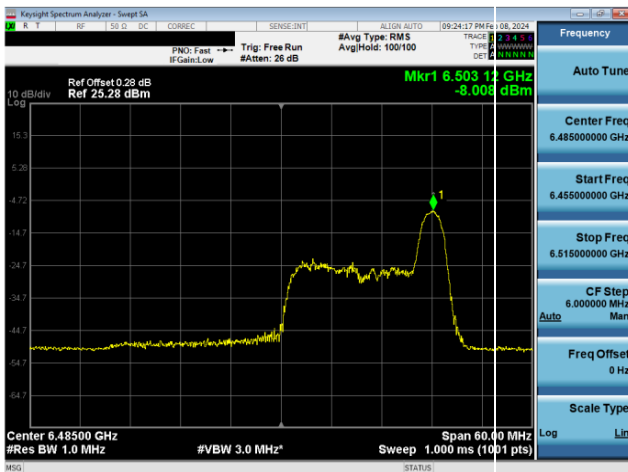
Plot 7-782. LPI Power Spectral Density Plot SDM Diversity Antenna 2a (40MHz 802.11ax RU26 (UNII Band 6) – Ch. 107)



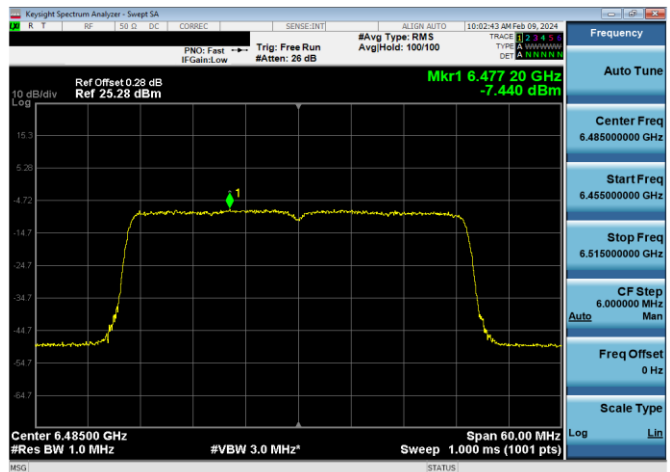
Plot 7-780. LPI Power Spectral Density Plot SDM Diversity Antenna 2a (40MHz 802.11ax RU26 (UNII Band 6) – Ch. 107)



Plot 7-783. LPI Power Spectral Density Plot SDM Diversity Antenna 4a (40MHz 802.11ax RU484 (UNII Band 6) – Ch. 107)

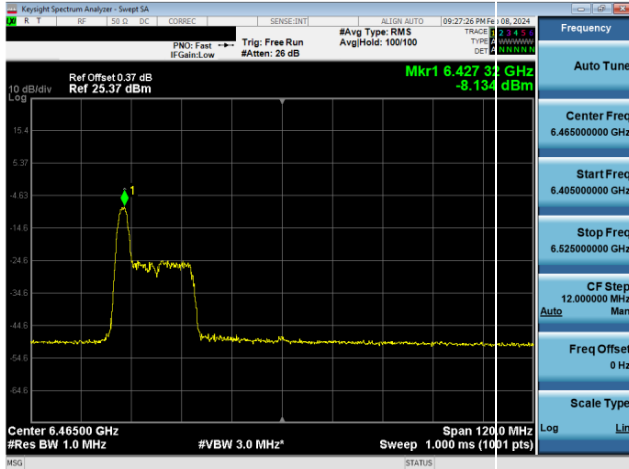


Plot 7-781. LPI Power Spectral Density Plot SDM Diversity Antenna 4a (40MHz 802.11ax RU26 (UNII Band 6) – Ch. 107)

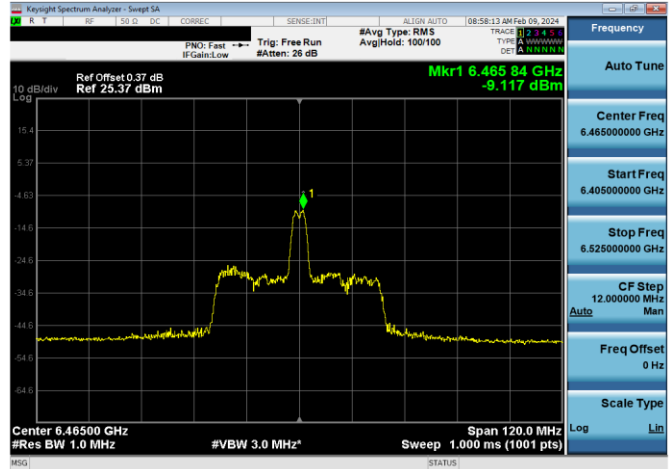


Plot 7-784. LPI Power Spectral Density Plot SDM Diversity Antenna 2a (40MHz 802.11ax RU484 (UNII Band 6) – Ch. 107)

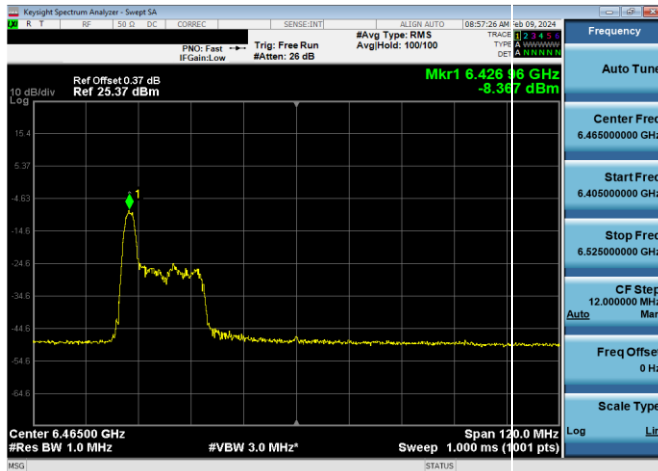
FCC ID: BCGA2926 IC: 579C-A2926		MEASUREMENT REPORT (CERTIFICATION)	Approved by: Technical Manager
Test Report S/N: 1C2311270070-25.BCG	Test Dates: 1/3/2024 - 2/28/2024	EUT Type: Tablet Device	Page 236 of 600



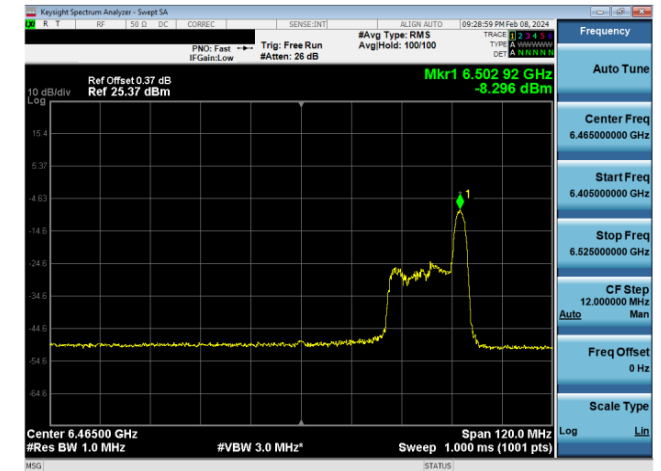
Plot 7-785. LPI Power Spectral Density Plot SDM Diversity Antenna 4a (80MHz 802.11ax RU26 (UNII Band 6) – Ch. 103)



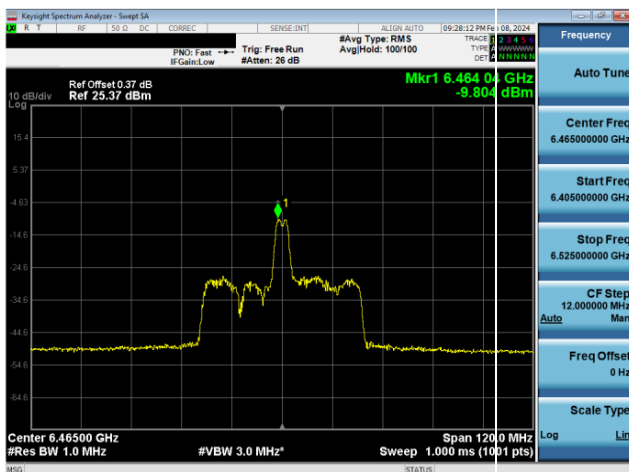
Plot 7-788. LPI Power Spectral Density Plot SDM Diversity Antenna 2a (80MHz 802.11ax RU26 (UNII Band 6) – Ch. 103)



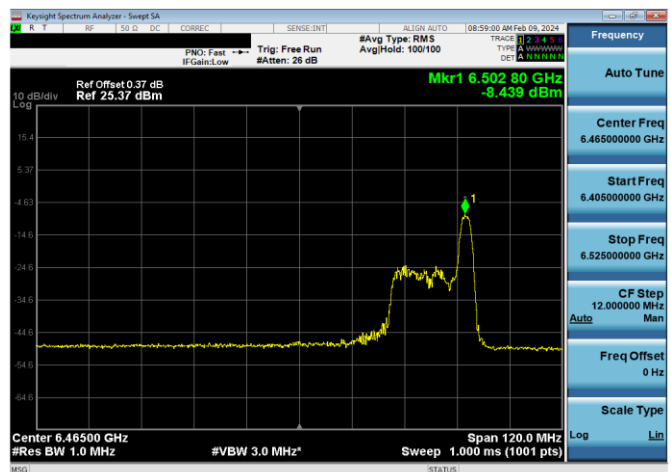
Plot 7-786. LPI Power Spectral Density Plot SDM Diversity Antenna 2a (80MHz 802.11ax RU26 (UNII Band 6) – Ch. 103)



Plot 7-789. LPI Power Spectral Density Plot SDM Diversity Antenna 4a (80MHz 802.11ax RU26 (UNII Band 6) – Ch. 103)

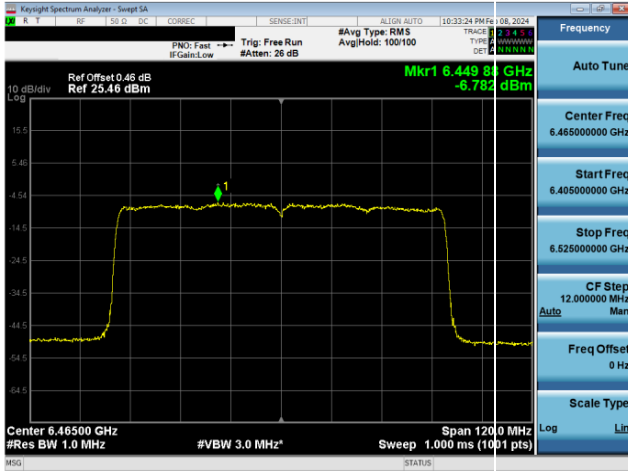


Plot 7-787. LPI Power Spectral Density Plot SDM Diversity Antenna 4a (80MHz 802.11ax RU26 (UNII Band 6) – Ch. 103)

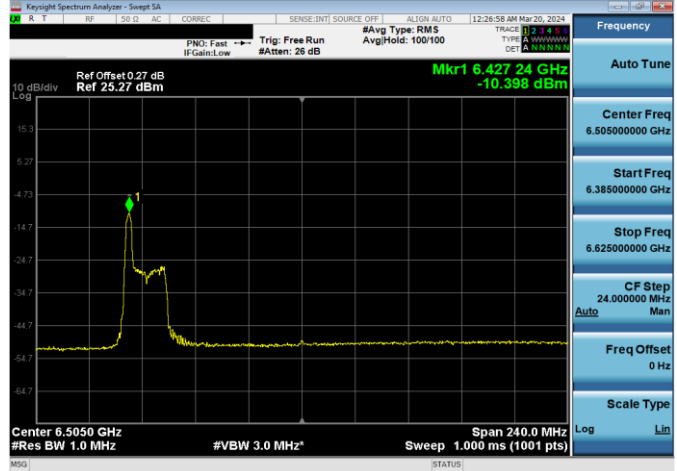


Plot 7-790. LPI Power Spectral Density Plot SDM Diversity Antenna 2a (80MHz 802.11ax RU26 (UNII Band 6) – Ch. 103)

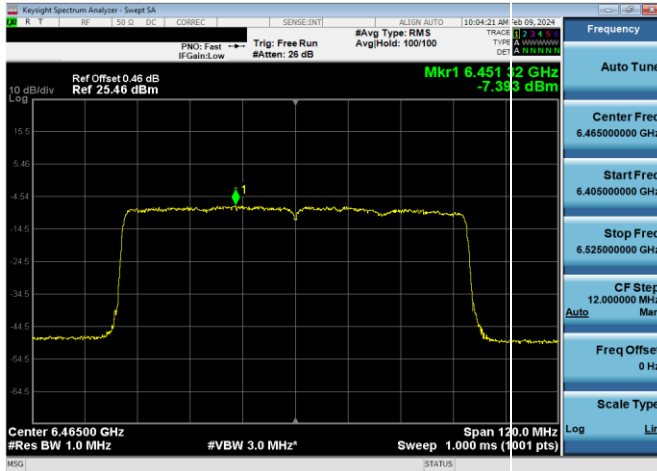
FCC ID: BCGA2926 IC: 579C-A2926		MEASUREMENT REPORT (CERTIFICATION)	Approved by: Technical Manager
Test Report S/N: 1C2311270070-25.BCG	Test Dates: 1/3/2024 - 2/28/2024	EUT Type: Tablet Device	Page 237 of 600



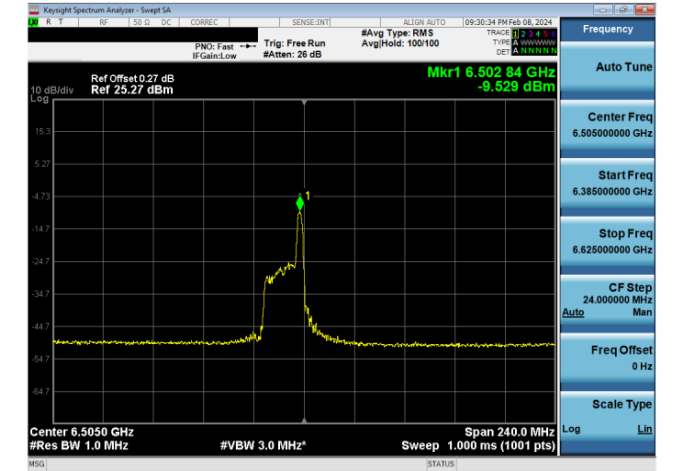
Plot 7-791. LPI Power Spectral Density Plot SDM Diversity Antenna 4a (80MHz 802.11ax RU996 (UNII Band 6) – Ch. 103)



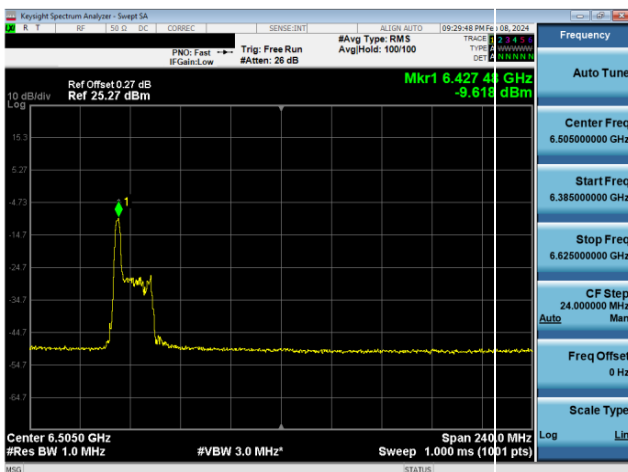
Plot 7-794. LPI Power Spectral Density Plot SDM Diversity Antenna 2a (160MHz 802.11ax RU26 (UNII Band 6) – Ch. 111)



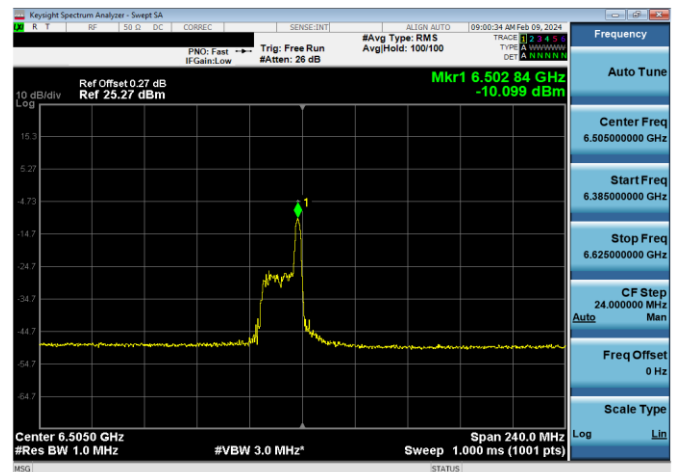
Plot 7-792. LPI Power Spectral Density Plot SDM Diversity Antenna 2a (80MHz 802.11ax RU996 (UNII Band 6) – Ch. 103)



Plot 7-795. LPI Power Spectral Density Plot SDM Diversity Antenna 4a (160MHz 802.11ax RU26 (UNII Band 6) – Ch. 111)

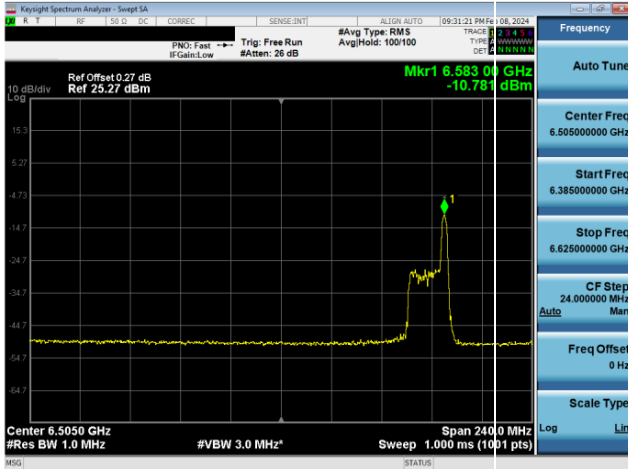


Plot 7-793. LPI Power Spectral Density Plot SDM Diversity Antenna 4a (160MHz 802.11ax RU26 (UNII Band 6) – Ch. 111)

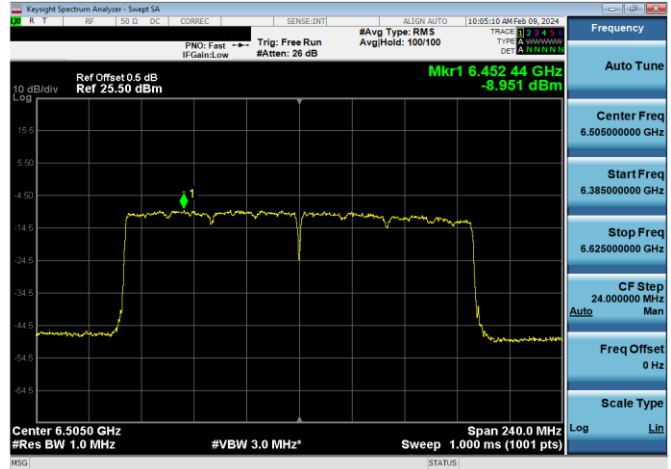


Plot 7-796. LPI Power Spectral Density Plot SDM Diversity Antenna 2a (160MHz 802.11ax RU26 (UNII Band 6) – Ch. 111)

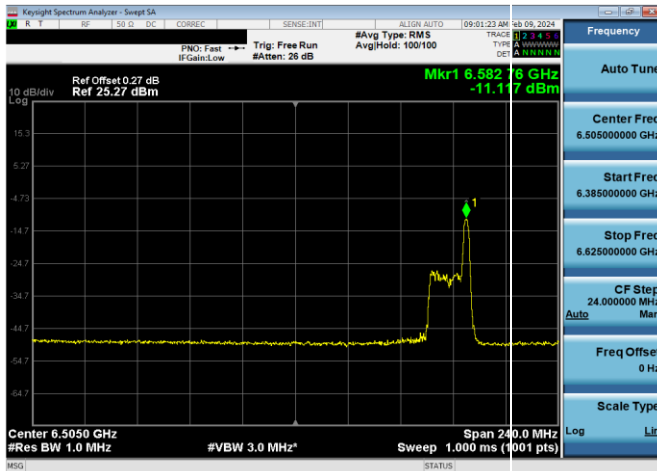
FCC ID: BCGA2926 IC: 579C-A2926		MEASUREMENT REPORT (CERTIFICATION)	Approved by: Technical Manager
Test Report S/N: 1C2311270070-25.BCG			Test Dates: 1/3/2024 - 2/28/2024



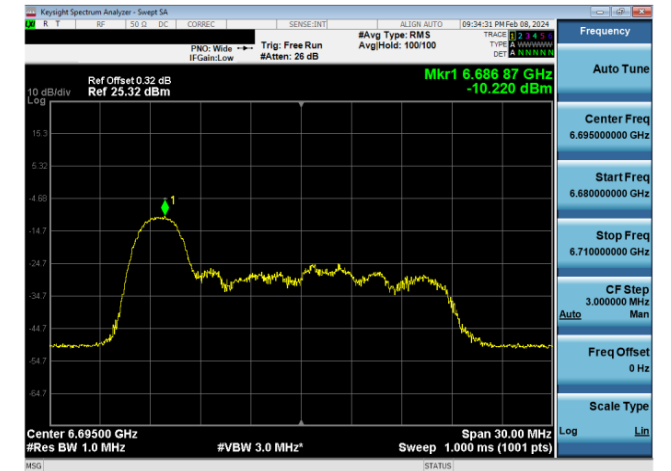
Plot 7-797. LPI Power Spectral Density Plot SDM Diversity Antenna 4a (160MHz 802.11ax RU26 (UNII Band 6) – Ch. 111)



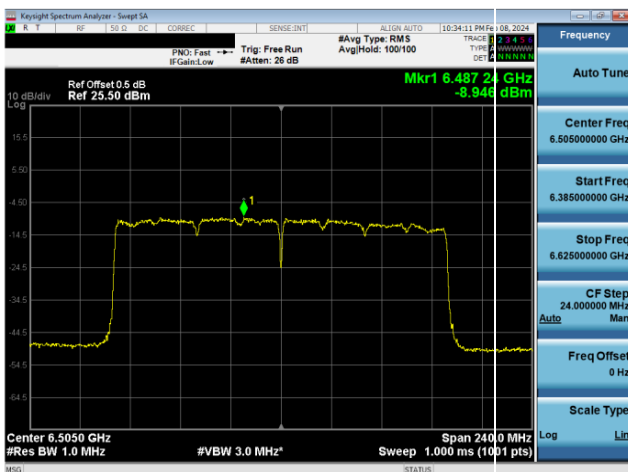
Plot 7-800. LPI Power Spectral Density Plot SDM Diversity Antenna 2a (160MHz 802.11ax RU996x2 (UNII Band 6) – Ch. 111)



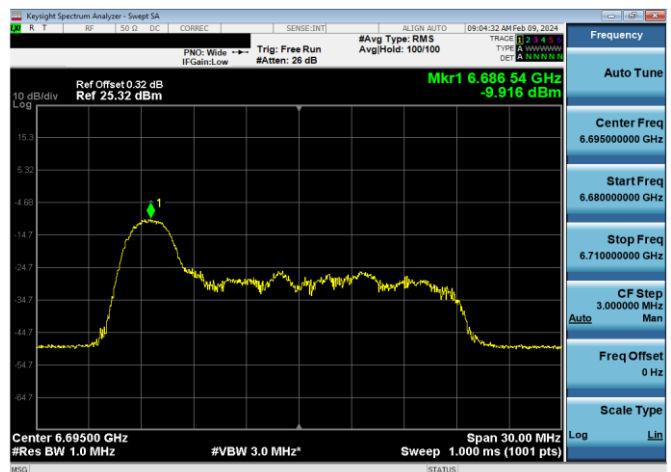
Plot 7-798. LPI Power Spectral Density Plot SDM Diversity Antenna 2a (160MHz 802.11ax RU26 (UNII Band 6) – Ch. 111)



Plot 7-801. LPI Power Spectral Density Plot SDM Diversity Antenna 4a (20MHz 802.11ax RU26 (UNII Band 7) – Ch. 149)

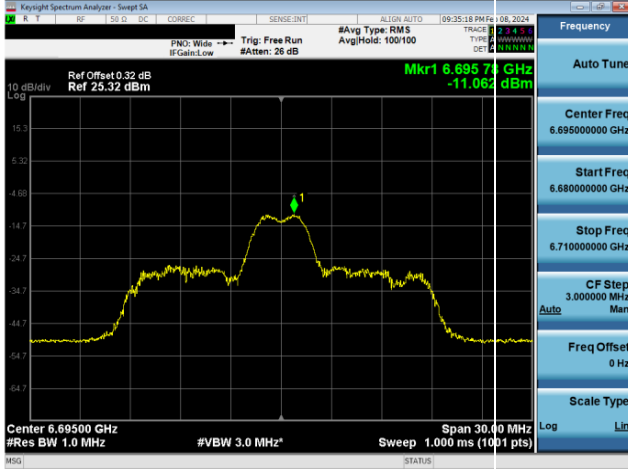


Plot 7-799. LPI Power Spectral Density Plot SDM Diversity Antenna 4a (160MHz 802.11ax RU996x2 (UNII Band 6) – Ch. 111)

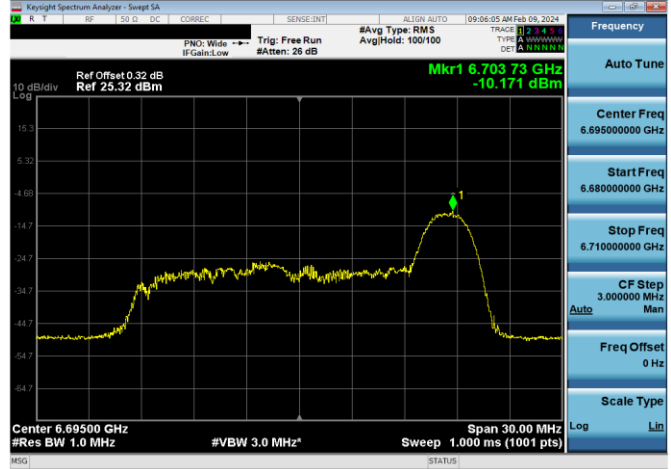


Plot 7-802. LPI Power Spectral Density Plot SDM Diversity Antenna 2a (20MHz 802.11ax RU26 (UNII Band 7) – Ch. 149)

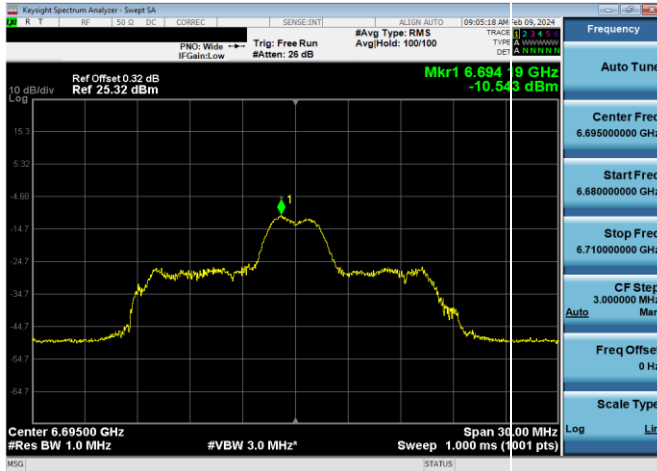
FCC ID: BCGA2926 IC: 579C-A2926		MEASUREMENT REPORT (CERTIFICATION)	Approved by: Technical Manager
Test Report S/N: 1C2311270070-25.BCG	Test Dates: 1/3/2024 - 2/28/2024	EUT Type: Tablet Device	Page 239 of 600



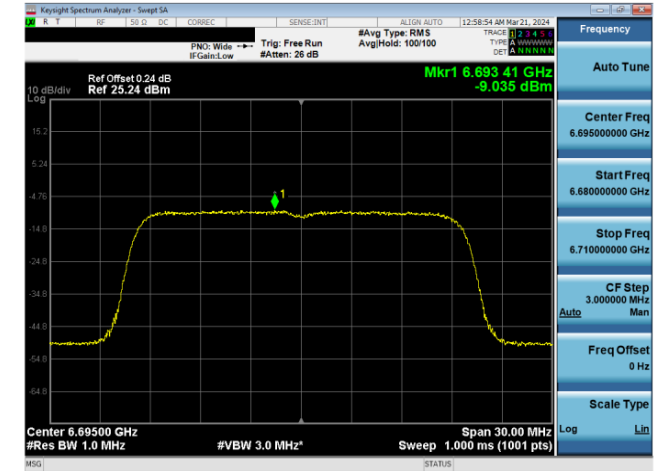
Plot 7-803. LPI Power Spectral Density Plot SDM Diversity Antenna 4a (20MHz 802.11ax RU26 (UNII Band 7) – Ch. 149)



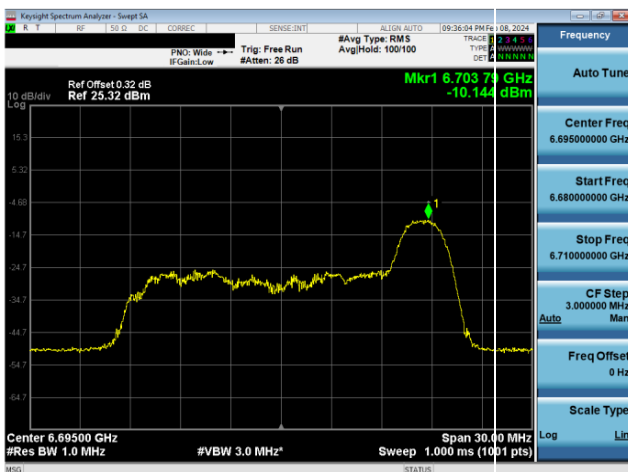
Plot 7-806. LPI Power Spectral Density Plot SDM Diversity Antenna 2a (20MHz 802.11ax RU26 (UNII Band 7) – Ch. 149)



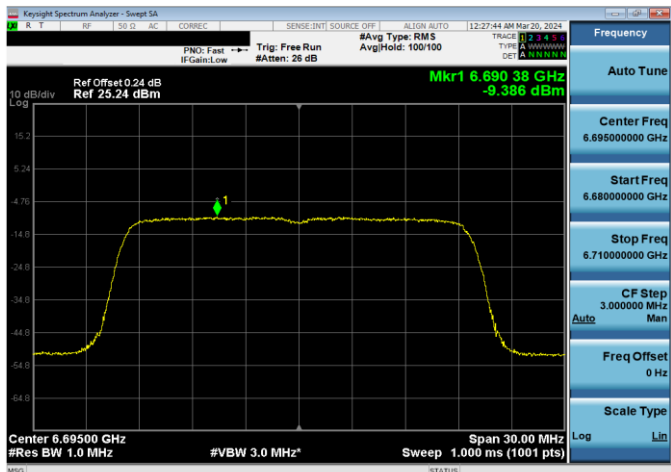
Plot 7-804. LPI Power Spectral Density Plot SDM Diversity Antenna 2a (20MHz 802.11ax RU26 (UNII Band 7) – Ch. 149)



Plot 7-807. LPI Power Spectral Density Plot SDM Diversity Antenna 4a (20MHz 802.11ax RU242 (UNII Band 7) – Ch. 149)

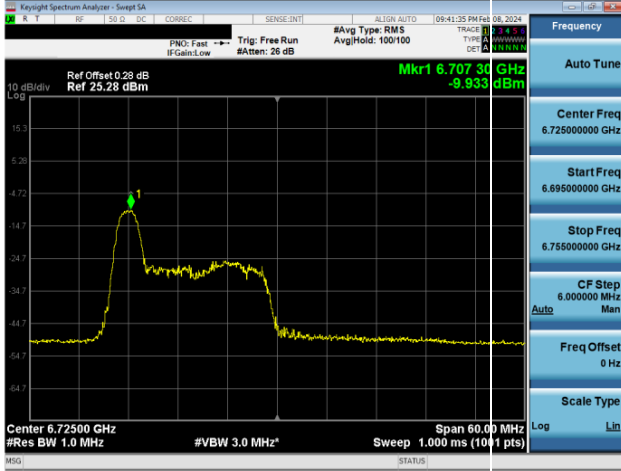


Plot 7-805. LPI Power Spectral Density Plot SDM Diversity Antenna 4a (20MHz 802.11ax RU26 (UNII Band 7) – Ch. 149)

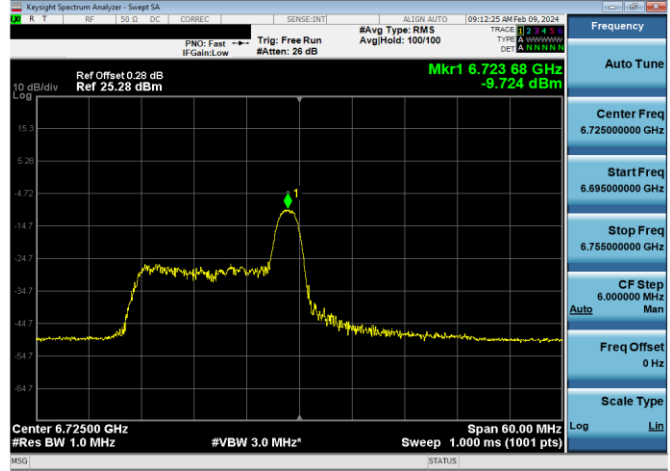


Plot 7-808. LPI Power Spectral Density Plot SDM Diversity Antenna 2a (20MHz 802.11ax RU242 (UNII Band 7) – Ch. 149)

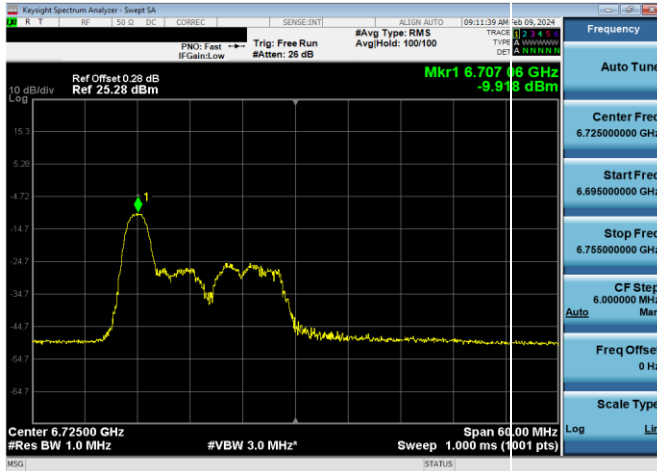
FCC ID: BCGA2926 IC: 579C-A2926		MEASUREMENT REPORT (CERTIFICATION)	Approved by: Technical Manager
Test Report S/N: 1C2311270070-25.BCG	Test Dates: 1/3/2024 - 2/28/2024	EUT Type: Tablet Device	Page 240 of 600



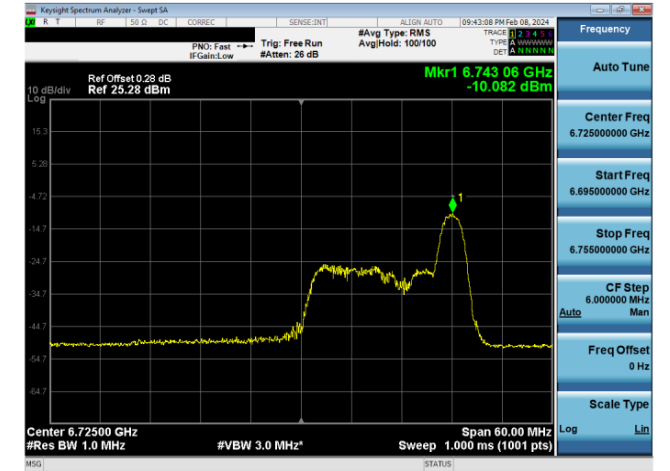
Plot 7-809. LPI Power Spectral Density Plot SDM Diversity Antenna 4a (40MHz 802.11ax RU26 (UNII Band 7) – Ch. 155)



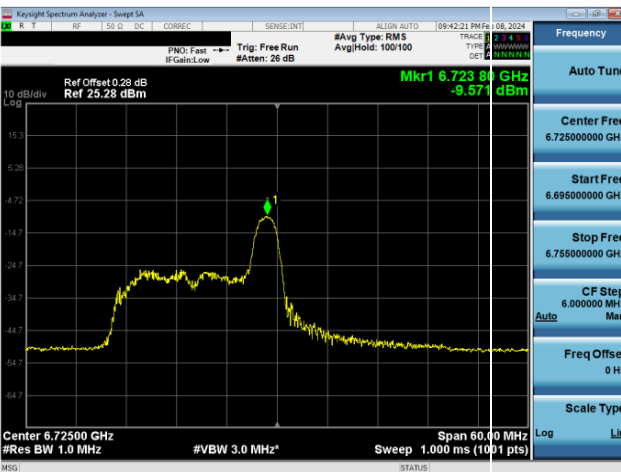
Plot 7-812. LPI Power Spectral Density Plot SDM Diversity Antenna 2a (40MHz 802.11ax RU26 (UNII Band 7) – Ch. 155)



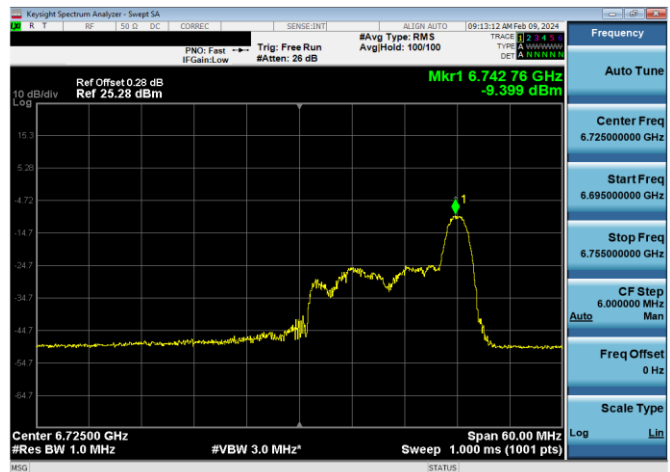
Plot 7-810. LPI Power Spectral Density Plot SDM Diversity Antenna 2a (40MHz 802.11ax RU26 (UNII Band 7) – Ch. 155)



Plot 7-813. LPI Power Spectral Density Plot SDM Diversity Antenna 4a (40MHz 802.11ax RU26 (UNII Band 7) – Ch. 155)

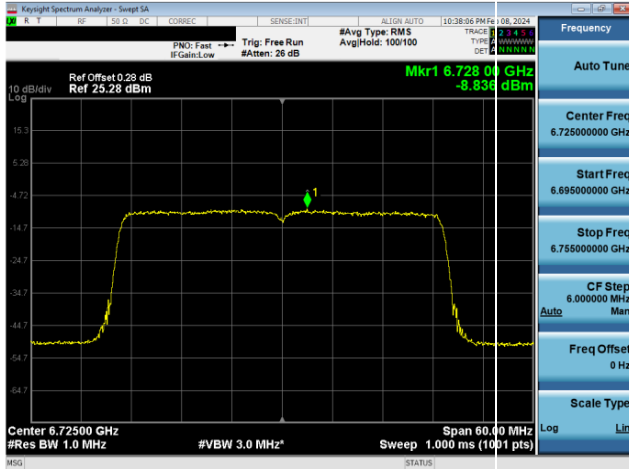


Plot 7-811. LPI Power Spectral Density Plot SDM Diversity Antenna 4a (40MHz 802.11ax RU26 (UNII Band 7) – Ch. 155)

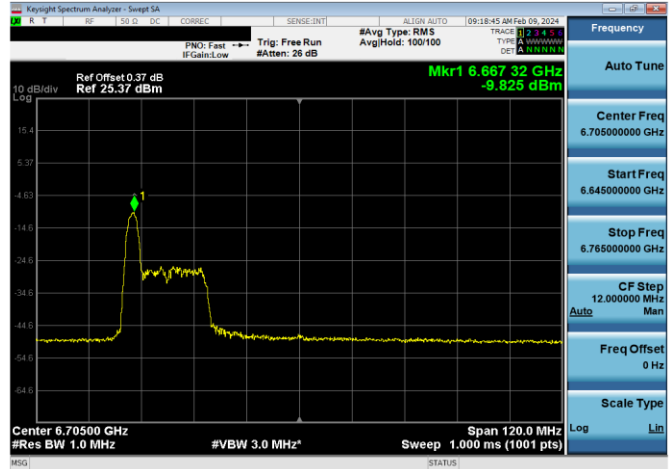


Plot 7-814. LPI Power Spectral Density Plot SDM Diversity Antenna 2a (40MHz 802.11ax RU26 (UNII Band 7) – Ch. 155)

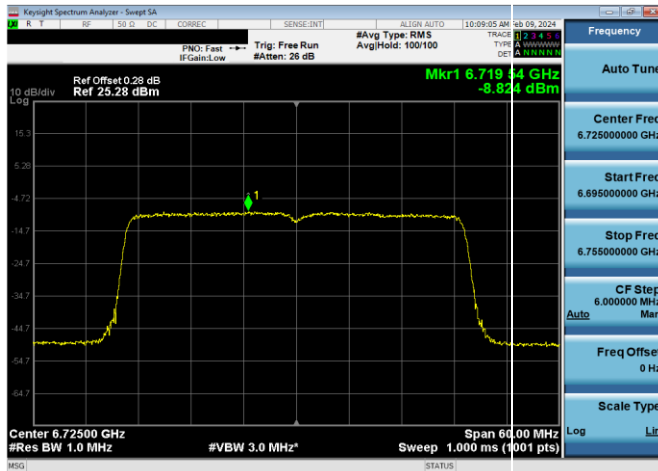
FCC ID: BCGA2926 IC: 579C-A2926		MEASUREMENT REPORT (CERTIFICATION)	Approved by: Technical Manager
Test Report S/N: 1C2311270070-25.BCG	Test Dates: 1/3/2024 - 2/28/2024		EUT Type: Tablet Device



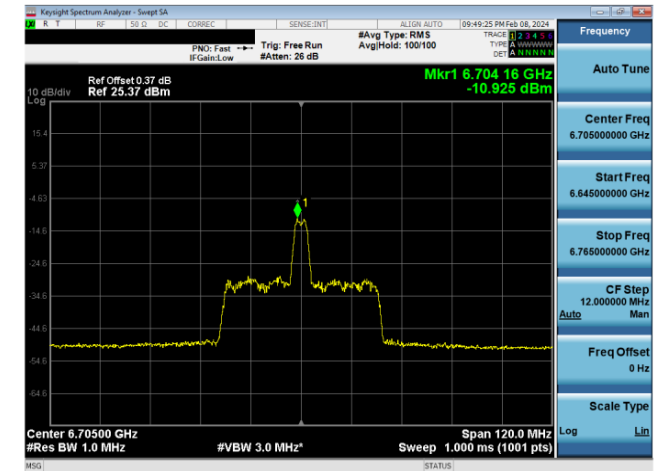
Plot 7-815. LPI Power Spectral Density Plot SDM Diversity Antenna 4a (40MHz 802.11ax RU484 (UNII Band 7) – Ch. 155)



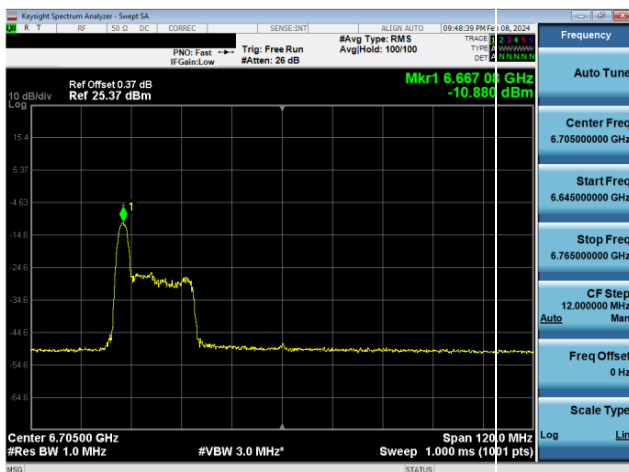
Plot 7-818. LPI Power Spectral Density Plot SDM Diversity Antenna 2a (80MHz 802.11ax RU26 (UNII Band 7) – Ch. 151)



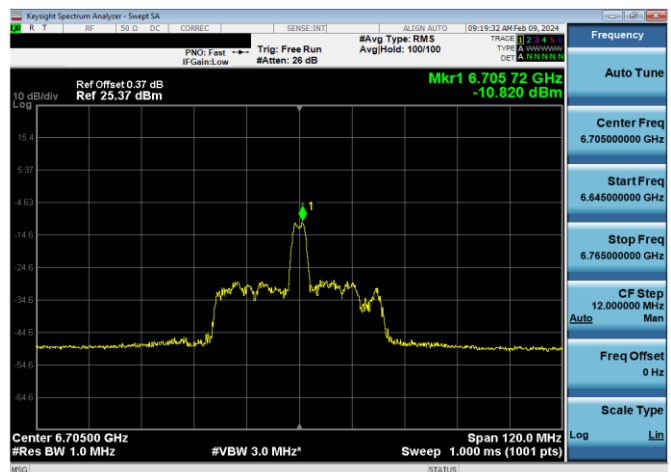
Plot 7-816. LPI Power Spectral Density Plot SDM Diversity Antenna 2a (40MHz 802.11ax RU484 (UNII Band 7) – Ch. 155)



Plot 7-819. LPI Power Spectral Density Plot SDM Diversity Antenna 4a (80MHz 802.11ax RU26 (UNII Band 7) – Ch. 151)

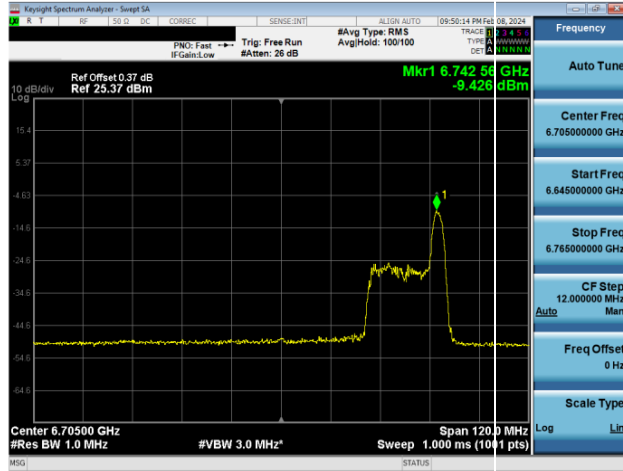


Plot 7-817. LPI Power Spectral Density Plot SDM Diversity Antenna 4a (80MHz 802.11ax RU26 (UNII Band 7) – Ch. 151)

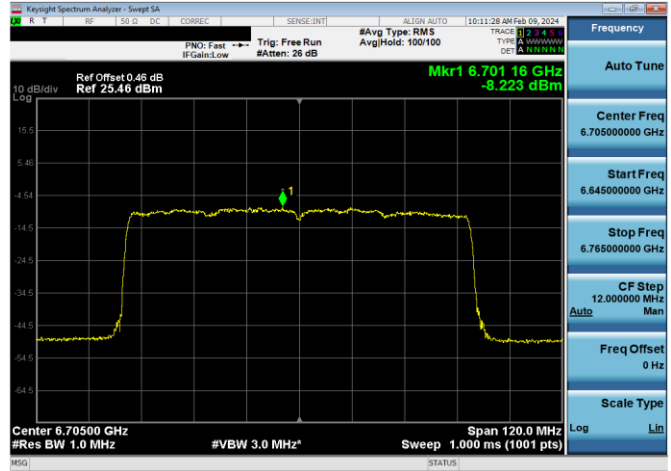


Plot 7-820. LPI Power Spectral Density Plot SDM Diversity Antenna 2a (80MHz 802.11ax RU26 (UNII Band 7) – Ch. 151)

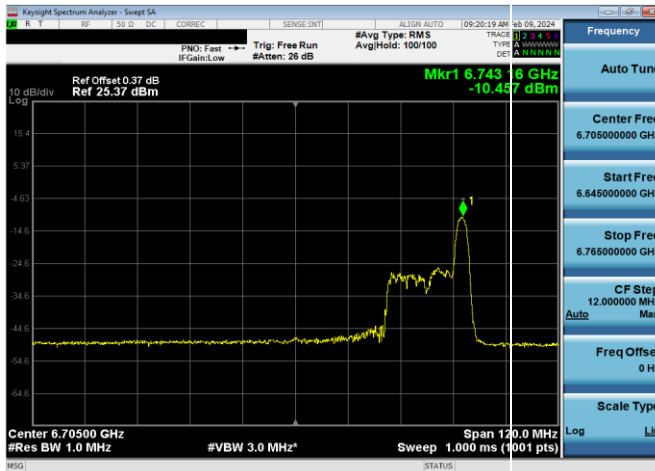
FCC ID: BCGA2926 IC: 579C-A2926		MEASUREMENT REPORT (CERTIFICATION)	Approved by: Technical Manager
Test Report S/N: 1C2311270070-25.BCG	Test Dates: 1/3/2024 - 2/28/2024	EUT Type: Tablet Device	Page 242 of 600



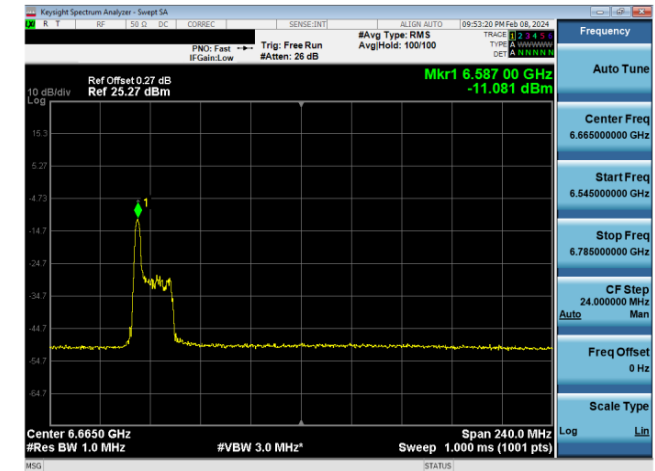
Plot 7-821. LPI Power Spectral Density Plot SDM Diversity Antenna 4a (80MHz 802.11ax RU26 (UNII Band 7) – Ch. 151)



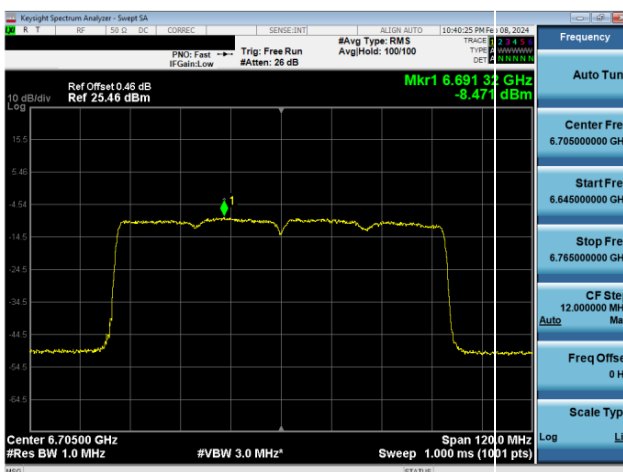
Plot 7-824. LPI Power Spectral Density Plot SDM Diversity Antenna 2a (80MHz 802.11ax RU996 (UNII Band 7) – Ch. 151)



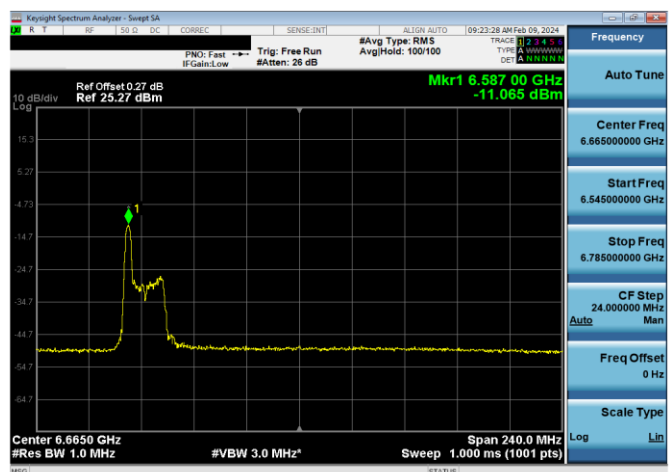
Plot 7-822. LPI Power Spectral Density Plot SDM Diversity Antenna 2a (80MHz 802.11ax RU26 (UNII Band 7) – Ch. 151)



Plot 7-825. LPI Power Spectral Density Plot SDM Diversity Antenna 4a (160MHz 802.11ax RU26 (UNII Band 7) – Ch. 143)

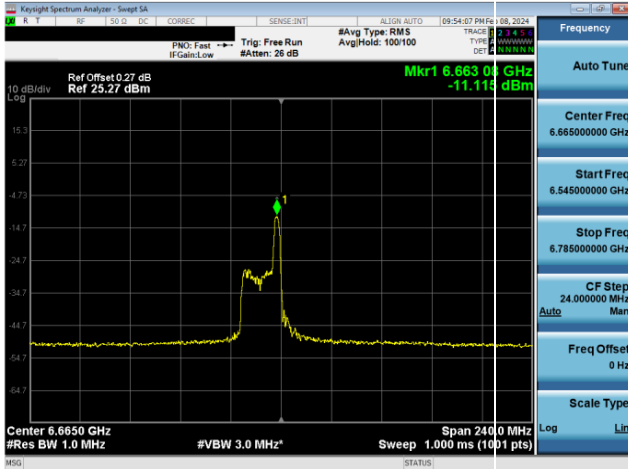


Plot 7-823. LPI Power Spectral Density Plot SDM Diversity Antenna 4a (80MHz 802.11ax RU996 (UNII Band 7) – Ch. 151)

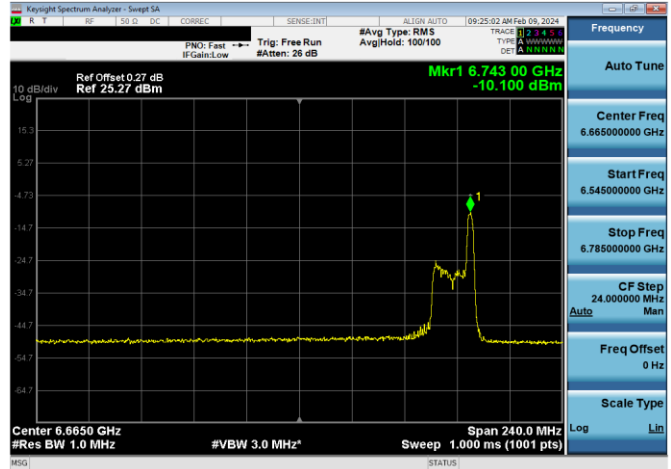


Plot 7-826. LPI Power Spectral Density Plot SDM Diversity Antenna 2a (160MHz 802.11ax RU26 (UNII Band 7) – Ch. 143)

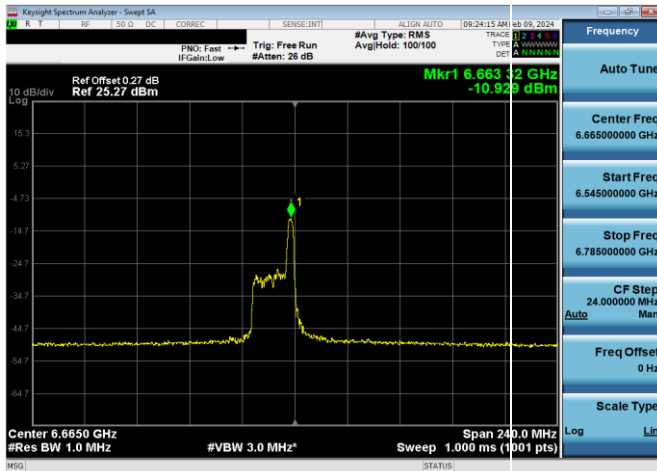
FCC ID: BCGA2926 IC: 579C-A2926		MEASUREMENT REPORT (CERTIFICATION)	Approved by: Technical Manager
Test Report S/N: 1C2311270070-25.BCG	Test Dates: 1/3/2024 - 2/28/2024	EUT Type: Tablet Device	Page 243 of 600



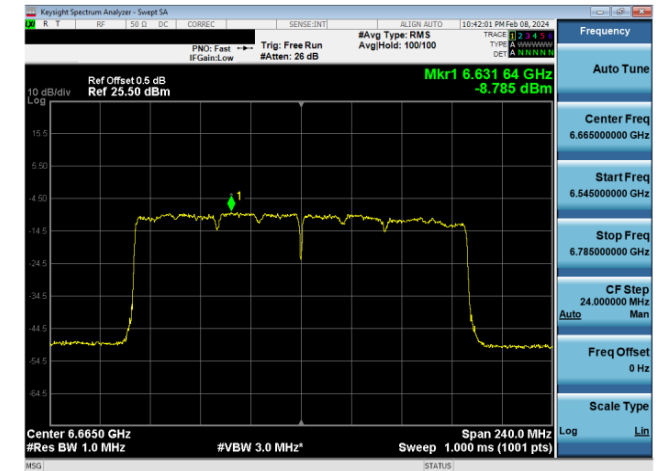
Plot 7-827. LPI Power Spectral Density Plot SDM Diversity Antenna 4a (160MHz 802.11ax RU26 (UNII Band 7) – Ch. 143)



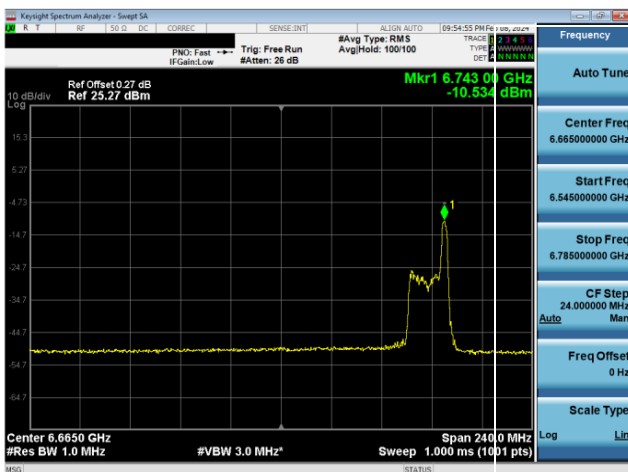
Plot 7-830. LPI Power Spectral Density Plot SDM Diversity Antenna 2a (160MHz 802.11ax RU26 (UNII Band 7) – Ch. 143)



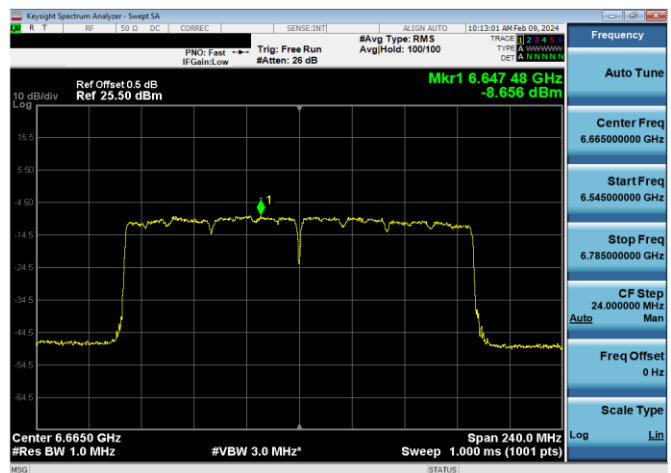
Plot 7-828. LPI Power Spectral Density Plot SDM Diversity Antenna 2a (160MHz 802.11ax RU26 (UNII Band 7) – Ch. 143)



Plot 7-831. LPI Power Spectral Density Plot SDM Diversity Antenna 4a (160MHz 802.11ax RU996x2 (UNII Band 7) – Ch. 143)

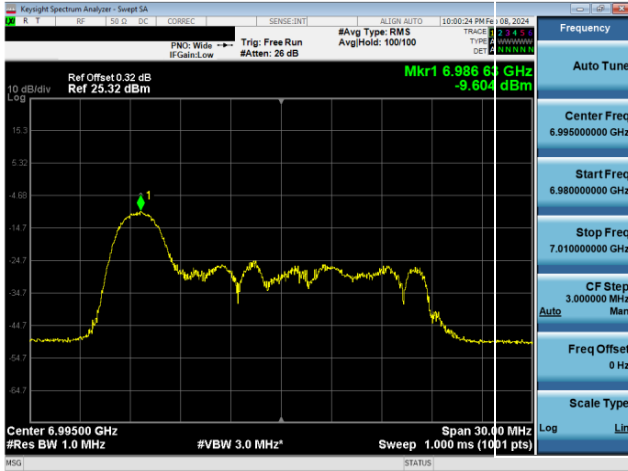


Plot 7-829. LPI Power Spectral Density Plot SDM Diversity Antenna 4a (160MHz 802.11ax RU26 (UNII Band 7) – Ch. 143)

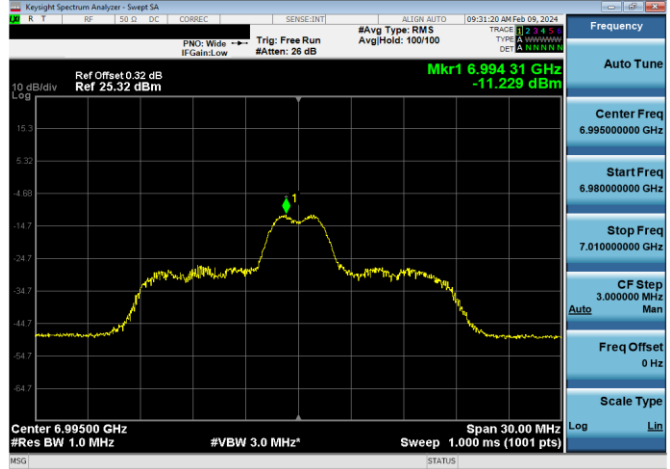


Plot 7-832. LPI Power Spectral Density Plot SDM Diversity Antenna 2a (160MHz 802.11ax RU996x2 (UNII Band 7) – Ch. 143)

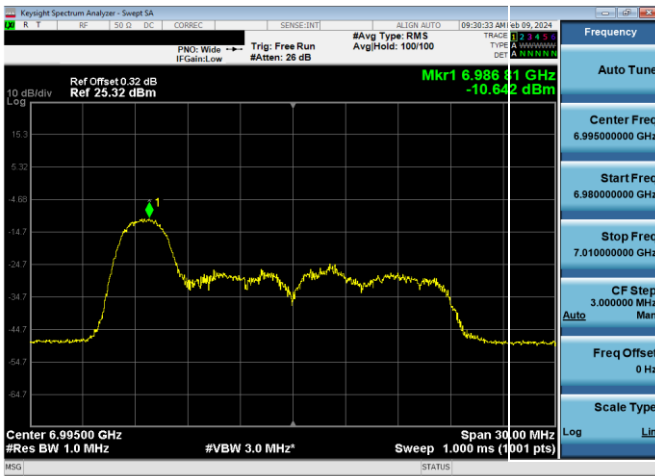
FCC ID: BCGA2926 IC: 579C-A2926		MEASUREMENT REPORT (CERTIFICATION)	Approved by: Technical Manager
Test Report S/N: 1C2311270070-25.BCG	Test Dates: 1/3/2024 - 2/28/2024	EUT Type: Tablet Device	Page 244 of 600



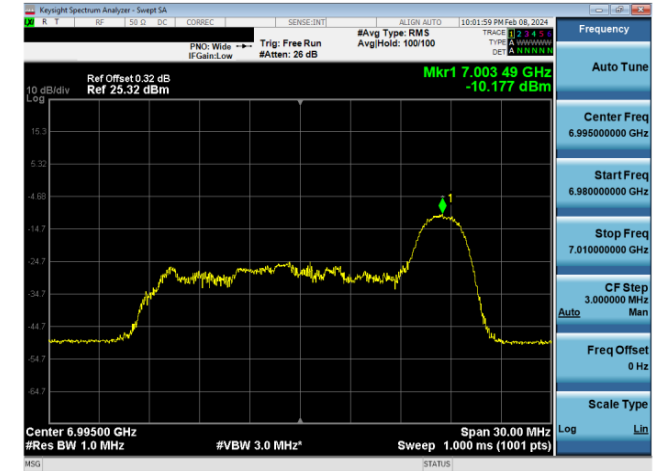
Plot 7-833. LPI Power Spectral Density Plot SDM Diversity Antenna 4a (20MHz 802.11ax RU26 (UNII Band 8) – Ch. 209)



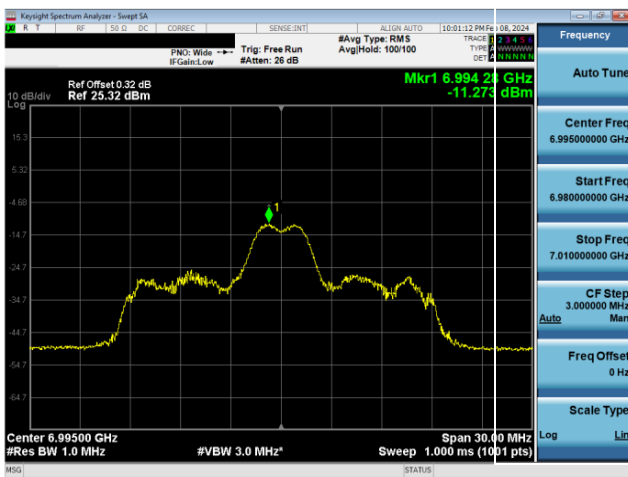
Plot 7-836. LPI Power Spectral Density Plot SDM Diversity Antenna 2a (20MHz 802.11ax RU26 (UNII Band 8) – Ch. 209)



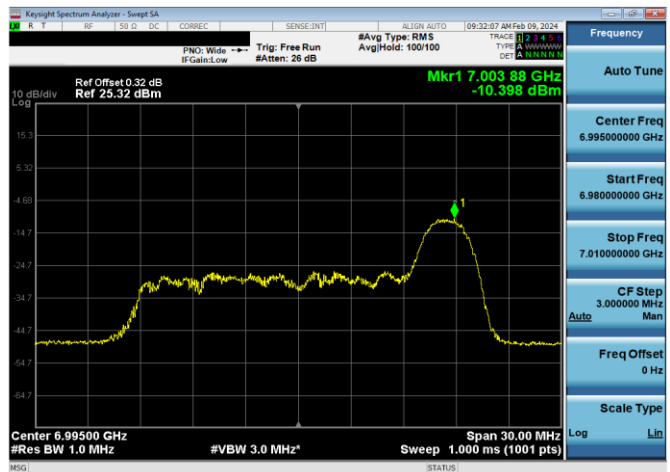
Plot 7-834. LPI Power Spectral Density Plot SDM Diversity Antenna 2a (20MHz 802.11ax RU26 (UNII Band 8) – Ch. 209)



Plot 7-837. LPI Power Spectral Density Plot SDM Diversity Antenna 4a (20MHz 802.11ax RU26 (UNII Band 8) – Ch. 209)

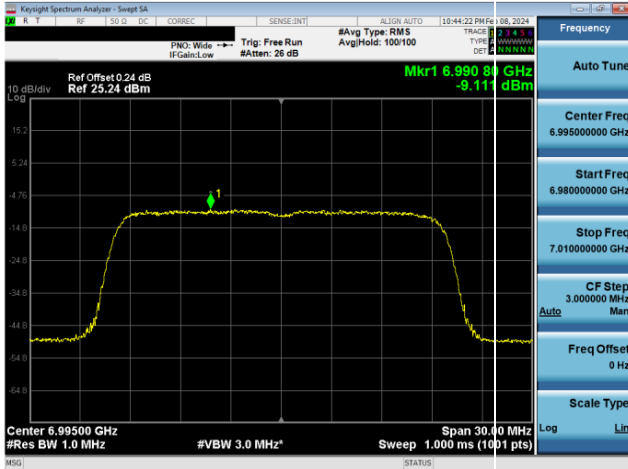


Plot 7-835. LPI Power Spectral Density Plot SDM Diversity Antenna 4a (20MHz 802.11ax RU26 (UNII Band 8) – Ch. 209)

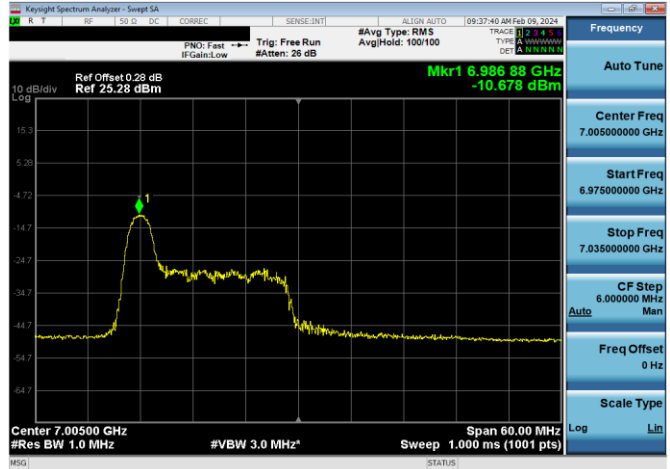


Plot 7-838. LPI Power Spectral Density Plot SDM Diversity Antenna 2a (20MHz 802.11ax RU26 (UNII Band 8) – Ch. 209)

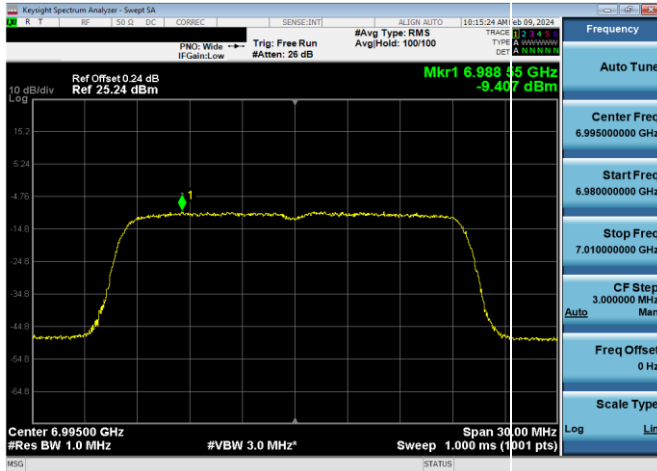
FCC ID: BCGA2926 IC: 579C-A2926		MEASUREMENT REPORT (CERTIFICATION)	Approved by: Technical Manager
Test Report S/N: 1C2311270070-25.BCG	Test Dates: 1/3/2024 - 2/28/2024	EUT Type: Tablet Device	Page 245 of 600



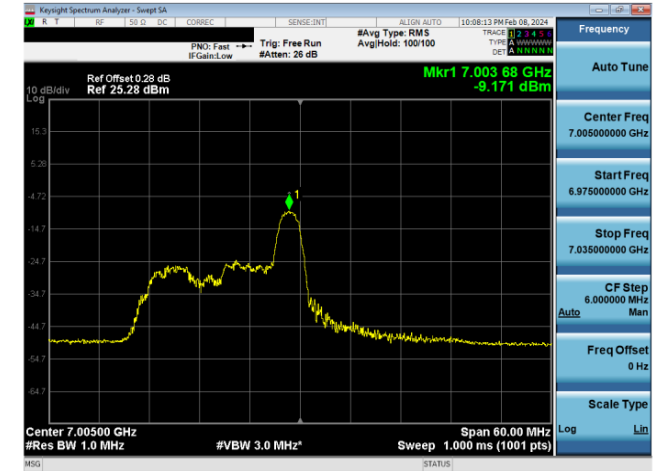
Plot 7-839. LPI Power Spectral Density Plot SDM Diversity Antenna 4a (20MHz 802.11ax RU242 (UNII Band 8) – Ch. 209)



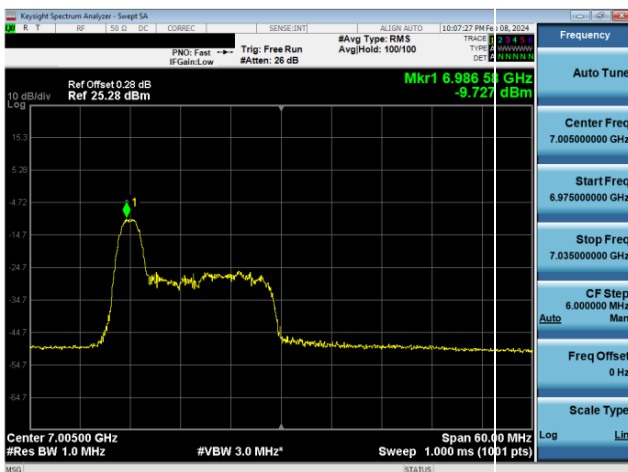
Plot 7-842. LPI Power Spectral Density Plot SDM Diversity Antenna 2a (40MHz 802.11ax RU26 (UNII Band 8) – Ch. 211)



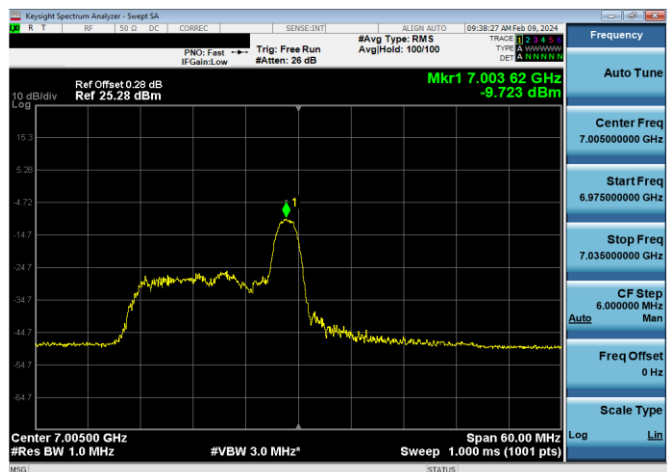
Plot 7-840. LPI Power Spectral Density Plot SDM Diversity Antenna 2a (20MHz 802.11ax RU242 (UNII Band 8) – Ch. 209)



Plot 7-843. LPI Power Spectral Density Plot SDM Diversity Antenna 4a (40MHz 802.11ax RU26 (UNII Band 8) – Ch. 211)

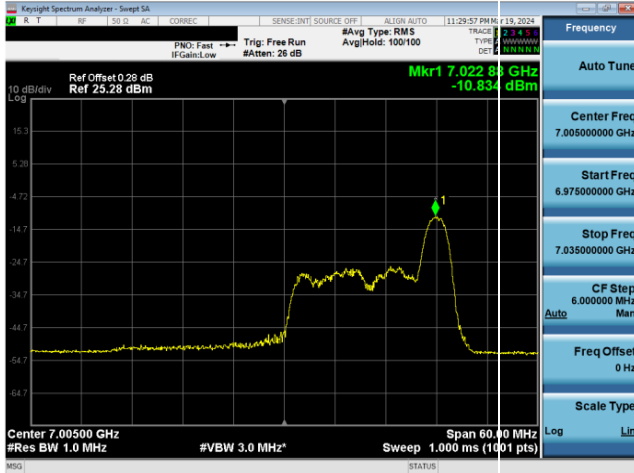


Plot 7-841. LPI Power Spectral Density Plot SDM Diversity Antenna 4a (40MHz 802.11ax RU26 (UNII Band 8) – Ch. 211)

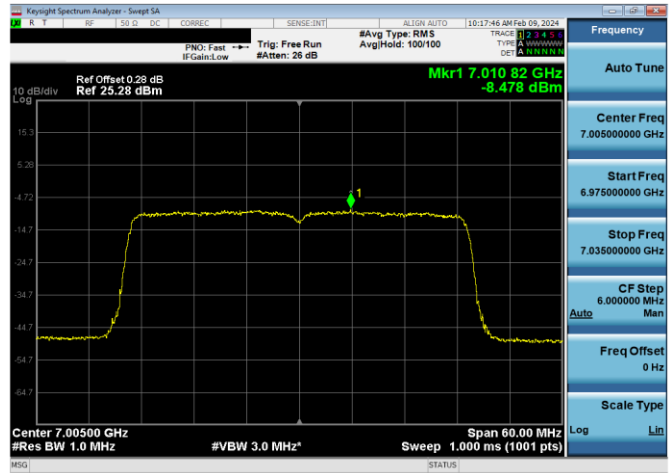


Plot 7-844. LPI Power Spectral Density Plot SDM Diversity Antenna 2a (40MHz 802.11ax RU26 (UNII Band 8) – Ch. 211)

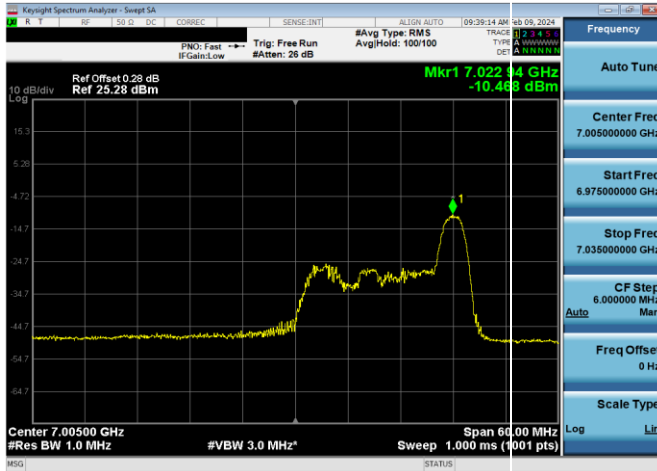
FCC ID: BCGA2926 IC: 579C-A2926		MEASUREMENT REPORT (CERTIFICATION)	Approved by: Technical Manager
Test Report S/N: 1C2311270070-25.BCG			Test Dates: 1/3/2024 - 2/28/2024



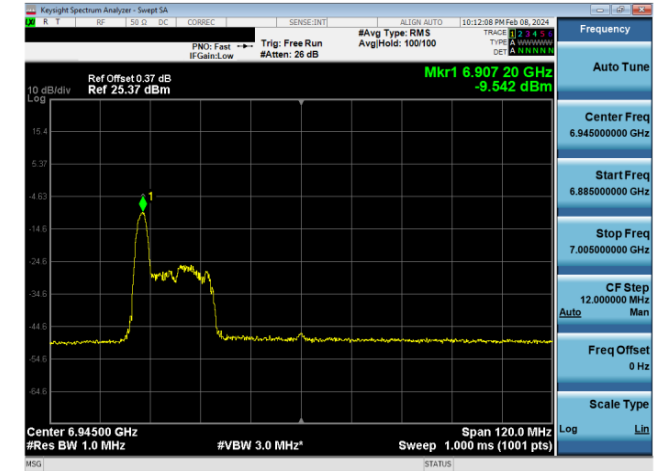
Plot 7-845. LPI Power Spectral Density Plot SDM Diversity Antenna 4a (40MHz 802.11ax RU26 (UNII Band 8) – Ch. 211)



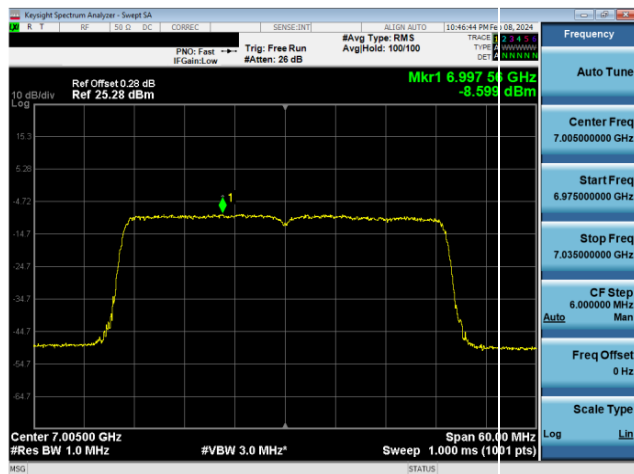
Plot 7-848. LPI Power Spectral Density Plot SDM Diversity Antenna 2a (40MHz 802.11ax RU484 (UNII Band 8) – Ch. 211)



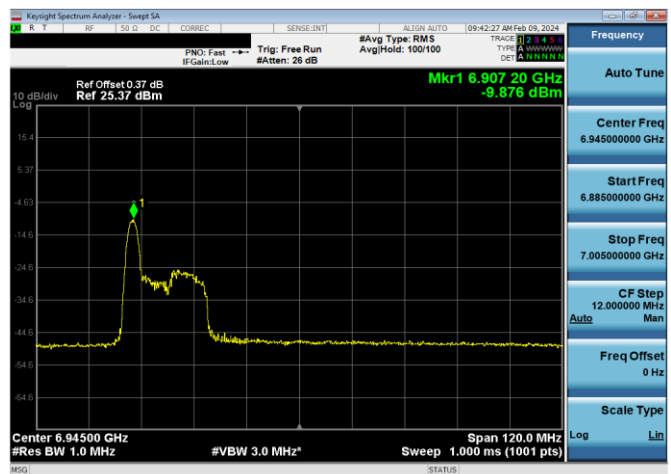
Plot 7-846. LPI Power Spectral Density Plot SDM Diversity Antenna 2a (40MHz 802.11ax RU26 (UNII Band 8) – Ch. 211)



Plot 7-849. LPI Power Spectral Density Plot SDM Diversity Antenna 4a (80MHz 802.11ax RU26 (UNII Band 8) – Ch. 199)



Plot 7-847. LPI Power Spectral Density Plot SDM Diversity Antenna 4a (40MHz 802.11ax RU484 (UNII Band 8) – Ch. 211)



Plot 7-850. LPI Power Spectral Density Plot SDM Diversity Antenna 2a (80MHz 802.11ax RU26 (UNII Band 8) – Ch. 199)

FCC ID: BCGA2926 IC: 579C-A2926		MEASUREMENT REPORT (CERTIFICATION)	Approved by: Technical Manager
Test Report S/N: 1C2311270070-25.BCG	Test Dates: 1/3/2024 - 2/28/2024	EUT Type: Tablet Device	Page 247 of 600