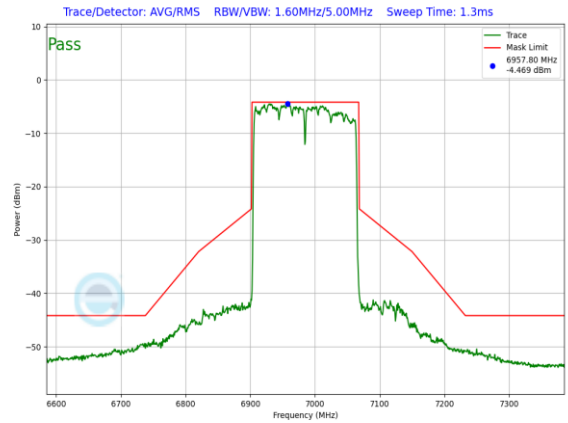


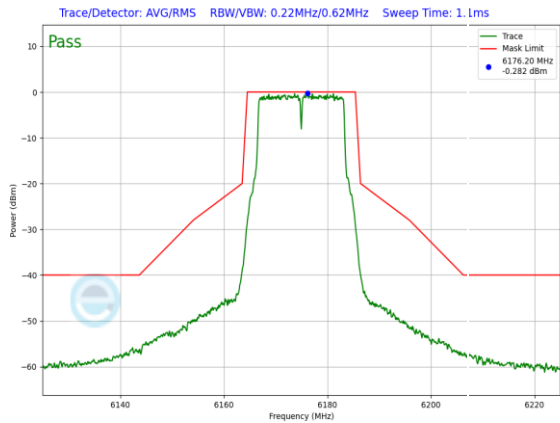
**Plot 7-725. LPI In-Band Emission Plot Antenna WF5B (80MHz) 802.11ax (UNII Band 8) – Ch. 199, MCS11)**



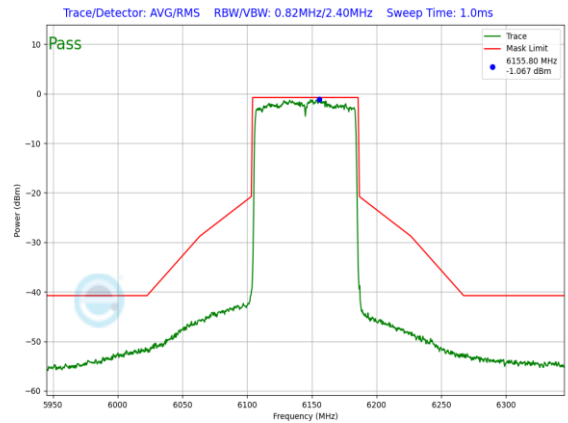
**Plot 7-726. LPI In-Band Emission Plot Antenna WF5B (160MHz) 802.11ax (UNII Band 8) – Ch. 207, MCS11)**

<b>FCC ID:</b> BCGA2926 <b>IC:</b> 579C-A2926	 <b>MEASUREMENT REPORT (CERTIFICATION)</b>		<b>Approved by:</b> Technical Manager
<b>Test Report S/N:</b> 1C2311270070-24-R1.BCG	<b>Test Dates:</b> 11/30/2023 - 04/05/2024	<b>EUT Type:</b> Tablet Device	Page 245 of 511

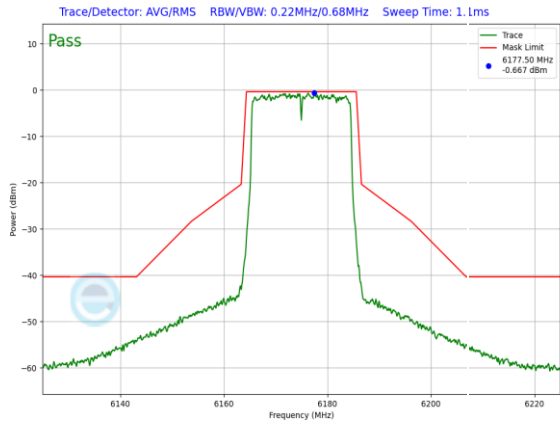
Low Data Rate



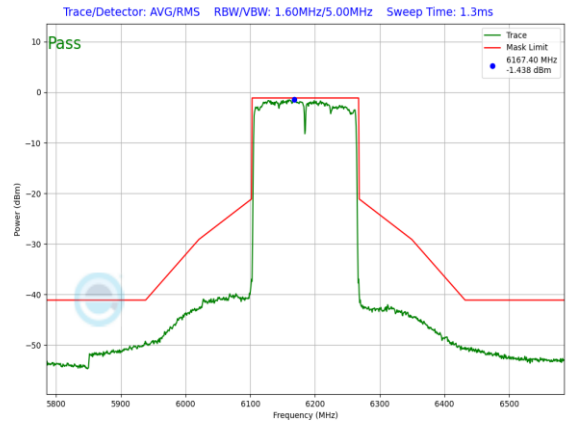
Plot 7-727. SP In-Band Emission Plot Antenna WF5B (20MHz 802.11a (UNII Band 5) – Ch. 45, 12Mbps)



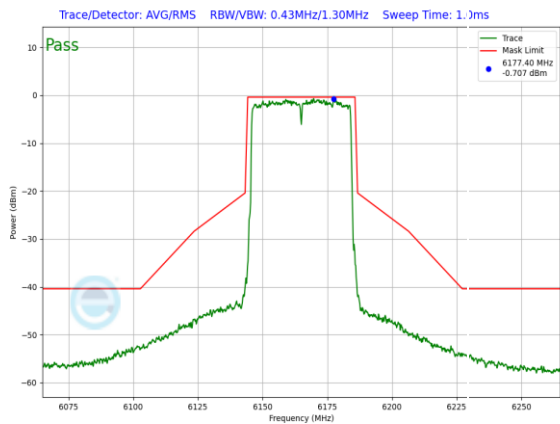
Plot 7-730. SP In-Band Emission Plot Antenna WF5B (80MHz 802.11ax (UNII Band 5) – Ch. 39, MCS2)



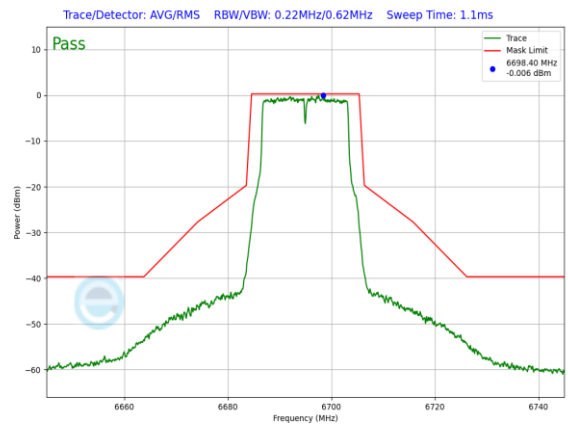
Plot 7-728. SP In-Band Emission Plot Antenna WF5B (20MHz 802.11ax (UNII Band 5) – Ch. 45, MCS2)



Plot 7-731. SP In-Band Emission Plot Antenna WF5B (160MHz 802.11ax (UNII Band 5) – Ch. 47, MCS2)

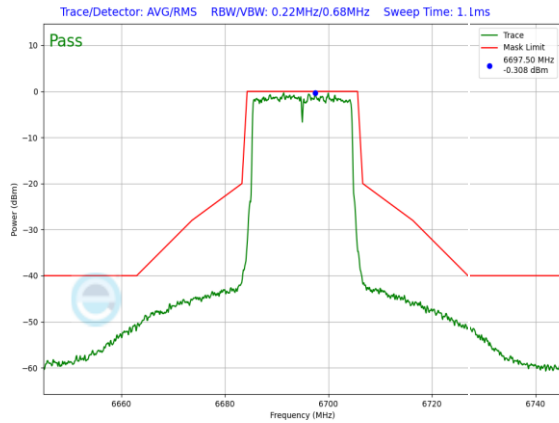


Plot 7-729. SP In-Band Emission Plot Antenna WF5B (40MHz 802.11ax (UNII Band 5) – Ch. 43, MCS2)

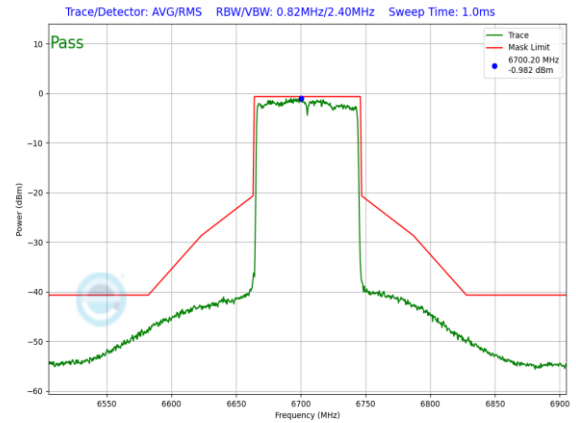


Plot 7-732. SP In-Band Emission Plot Antenna WF5B (20MHz 802.11a (UNII Band 7) – Ch. 149, 12Mbps)

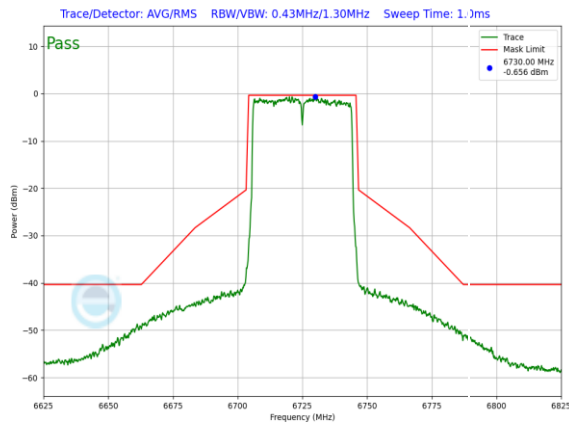
FCC ID: BCGA2926 IC: 579C-A2926		MEASUREMENT REPORT (CERTIFICATION)	Approved by: Technical Manager
Test Report S/N: 1C2311270070-24-R1.BCG	Test Dates: 11/30/2023 - 04/05/2024	EUT Type: Tablet Device	Page 246 of 511



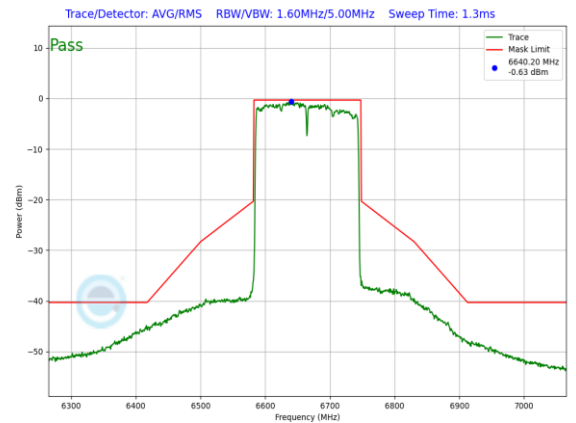
**Plot 7-733. SP In-Band Emission Plot Antenna WF5B (20MHz 802.11ax (UNII Band 7) – Ch. 149, MCS2)**



**Plot 7-735. SP In-Band Emission Plot Antenna WF5B (80MHz 802.11ax (UNII Band 7) – Ch. 151, MCS2)**



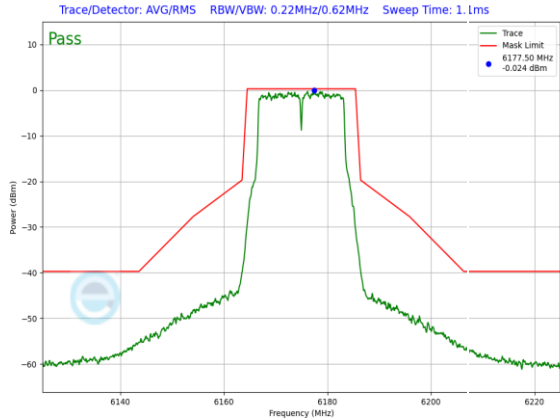
**Plot 7-734. SP In-Band Emission Plot Antenna WF5B (40MHz 802.11ax (UNII Band 7) – Ch. 155, MCS2)**



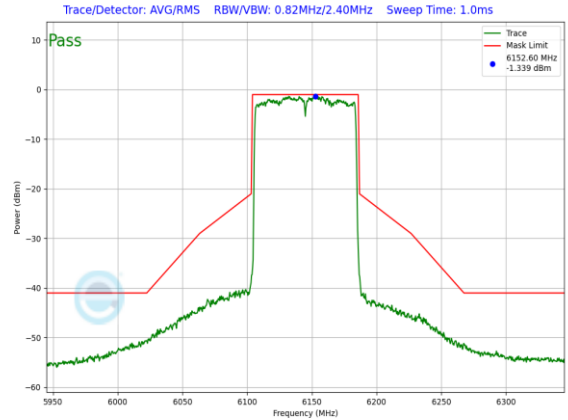
**Plot 7-736. SP In-Band Emission Plot Antenna WF5B (160MHz 802.11ax (UNII Band 7) – Ch. 143, MCS2)**

FCC ID: BCGA2926 IC: 579C-A2926		MEASUREMENT REPORT (CERTIFICATION)	Approved by: Technical Manager
Test Report S/N: 1C2311270070-24-R1.BCG	Test Dates: 11/30/2023 - 04/05/2024	EUT Type: Tablet Device	Page 247 of 511

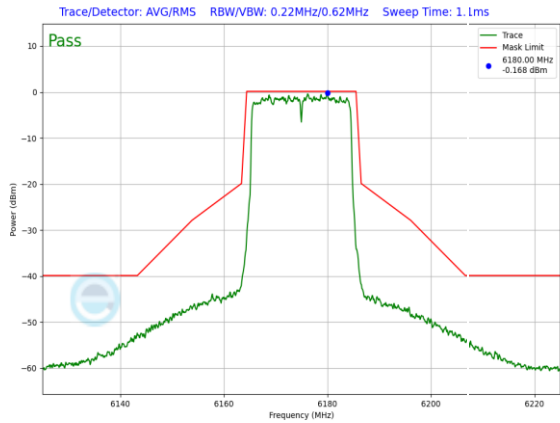
Mid Data Rate



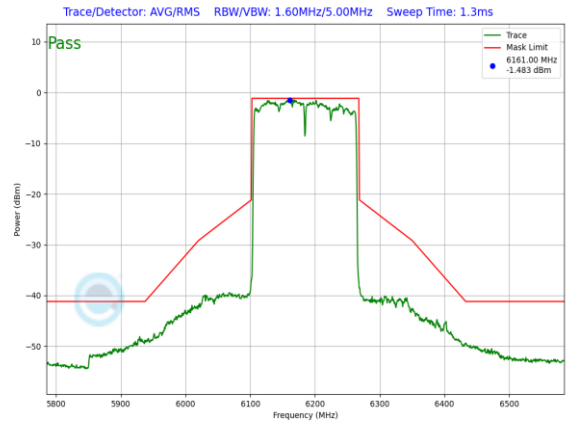
Plot 7-737. SP In-Band Emission Plot Antenna WF5B (20MHz 802.11a (UNII Band 5) – Ch. 45, 24Mbps)



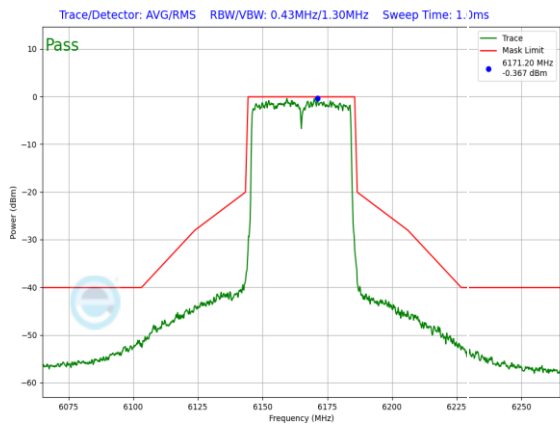
Plot 7-740. SP In-Band Emission Plot Antenna WF5B (80MHz 802.11ax (UNII Band 5) – Ch. 39, MCS4)



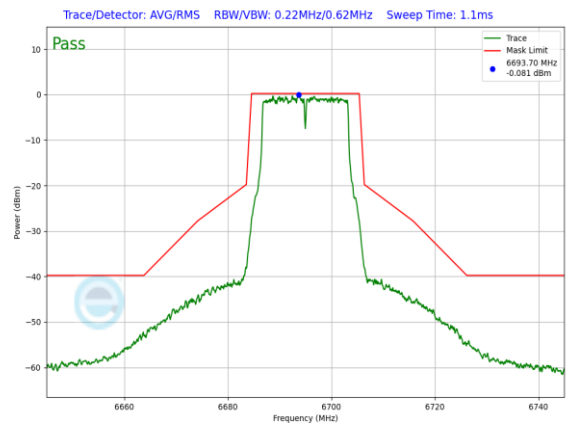
Plot 7-738. SP In-Band Emission Plot Antenna WF5B (20MHz 802.11ax (UNII Band 5) – Ch. 45, MCS4)



Plot 7-741. SP In-Band Emission Plot Antenna WF5B (160MHz 802.11ax (UNII Band 5) – Ch. 47, MCS4)

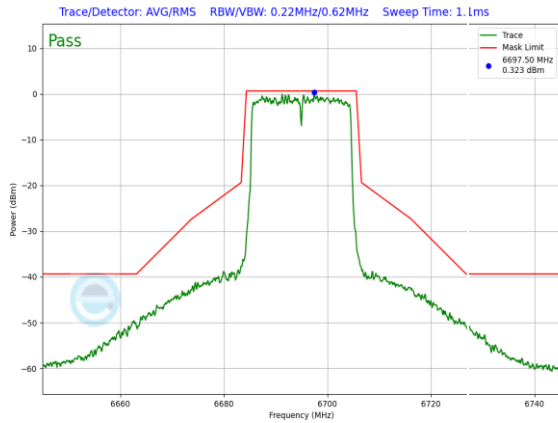


Plot 7-739. SP In-Band Emission Plot Antenna WF5B (40MHz 802.11ax (UNII Band 5) – Ch. 43, MCS4)

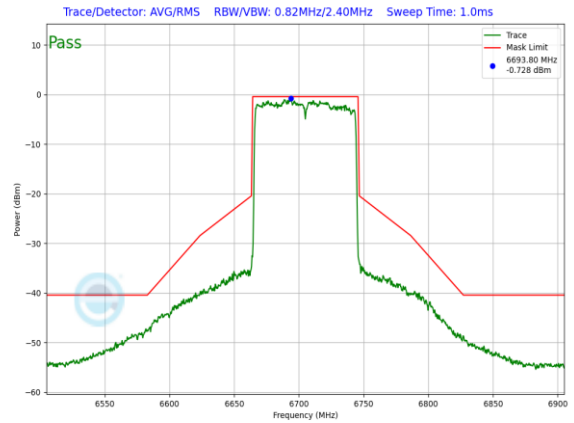


Plot 7-742. SP In-Band Emission Plot Antenna WF5B (20MHz 802.11a (UNII Band 7) – Ch. 149, 24Mbps)

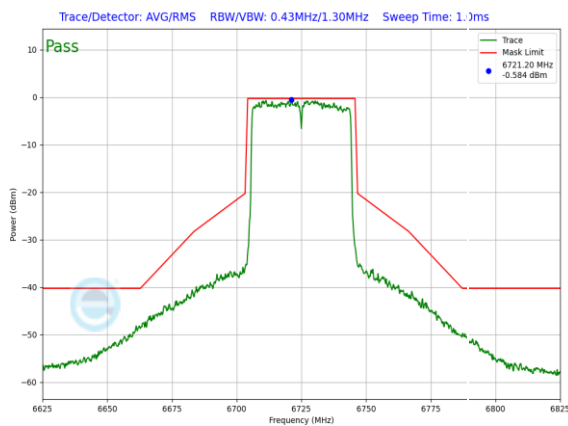
FCC ID: BCGA2926 IC: 579C-A2926		MEASUREMENT REPORT (CERTIFICATION)	Approved by: Technical Manager
Test Report S/N: 1C2311270070-24-R1.BCG	Test Dates: 11/30/2023 - 04/05/2024	EUT Type: Tablet Device	Page 248 of 511



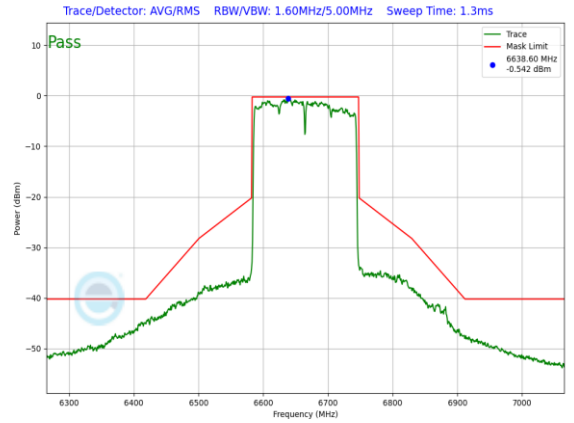
**Plot 7-743. SP In-Band Emission Plot Antenna WF5B (20MHz 802.11ax (UNII Band 7) – Ch. 149, MCS4)**



**Plot 7-745. SP In-Band Emission Plot Antenna WF5B (80MHz 802.11ax (UNII Band 7) – Ch. 151, MCS4)**



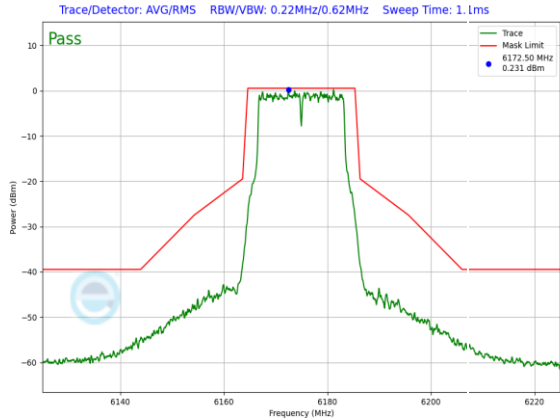
**Plot 7-744. SP In-Band Emission Plot Antenna WF5B (40MHz 802.11ax (UNII Band 7) – Ch. 155, MCS4)**



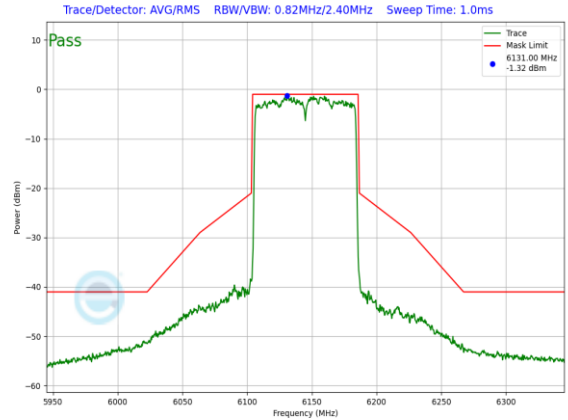
**Plot 7-746. SP In-Band Emission Plot Antenna WF5B (160MHz 802.11ax (UNII Band 7) – Ch. 143, MCS4)**

FCC ID: BCGA2926 IC: 579C-A2926		<b>MEASUREMENT REPORT (CERTIFICATION)</b>		Approved by: Technical Manager
Test Report S/N: 1C2311270070-24-R1.BCG	Test Dates: 11/30/2023 - 04/05/2024	EUT Type: Tablet Device		Page 249 of 511

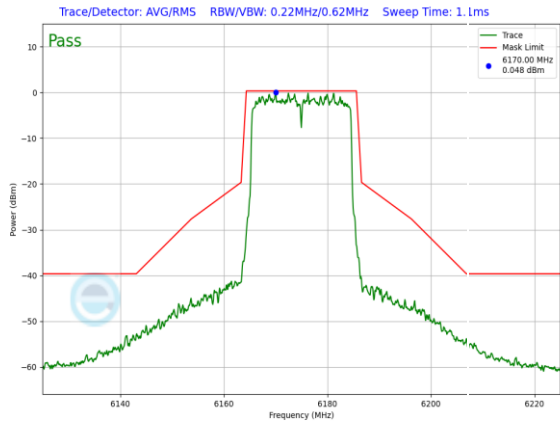
### High Data Rate



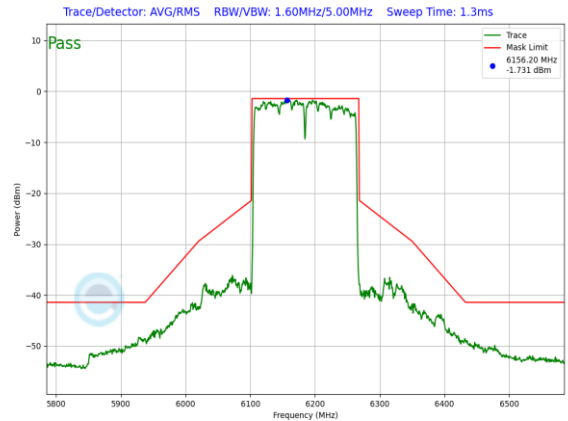
**Plot 7-747. SP In-Band Emission Plot Antenna WF5B (20MHz 802.11a (UNII Band 5) – Ch. 45, 54Mbps)**



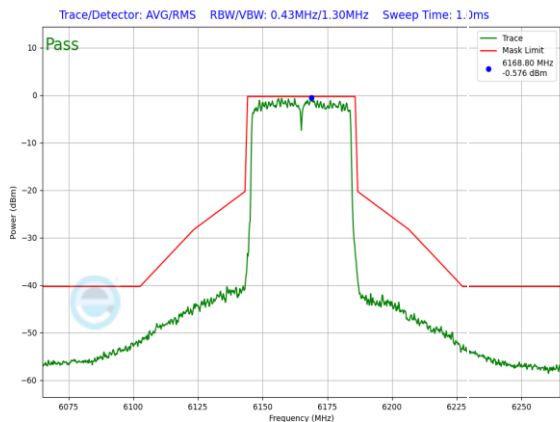
**Plot 7-750. SP In-Band Emission Plot Antenna WF5B (80MHz 802.11ax (UNII Band 5) – Ch. 39, MCS11)**



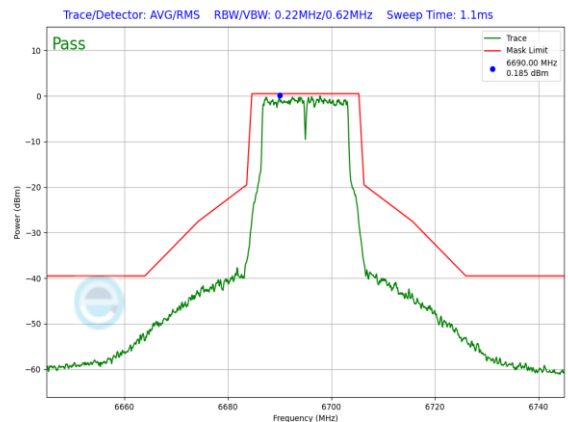
**Plot 7-748. SP In-Band Emission Plot Antenna WF5B (20MHz 802.11ax (UNII Band 5) – Ch. 45, MCS11)**



**Plot 7-751. SP In-Band Emission Plot Antenna WF5B (160MHz 802.11ax (UNII Band 5) – Ch. 47, MCS11)**

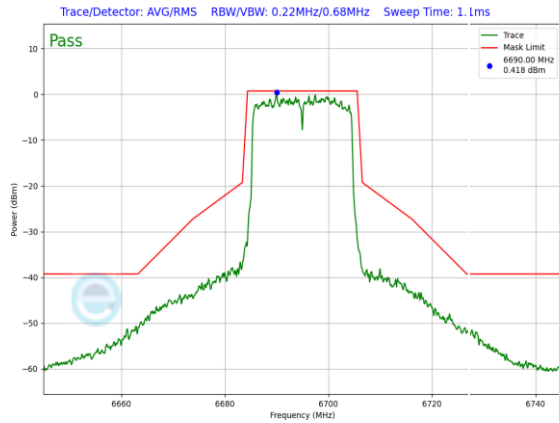


**Plot 7-749. SP In-Band Emission Plot Antenna WF5B (40MHz 802.11ax (UNII Band 5) – Ch. 43, MCS11)**

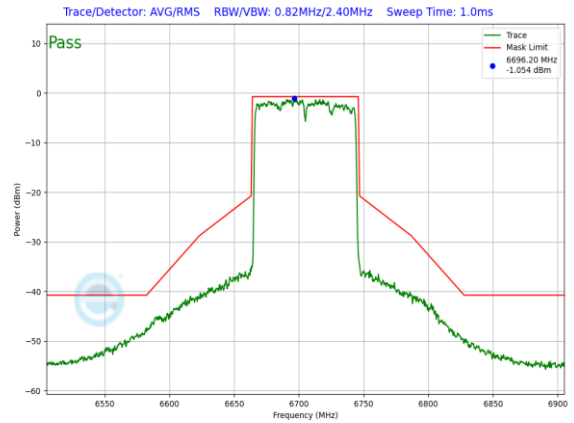


**Plot 7-752. SP In-Band Emission Plot Antenna WF5B (20MHz 802.11a (UNII Band 7) – Ch. 149, 54Mbps)**

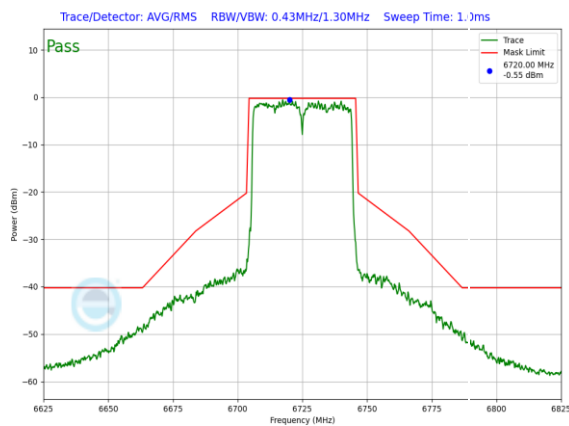
FCC ID: BCGA2926 IC: 579C-A2926		MEASUREMENT REPORT (CERTIFICATION)	Approved by: Technical Manager
Test Report S/N: 1C2311270070-24-R1.BCG	Test Dates: 11/30/2023 - 04/05/2024	EUT Type: Tablet Device	Page 250 of 511



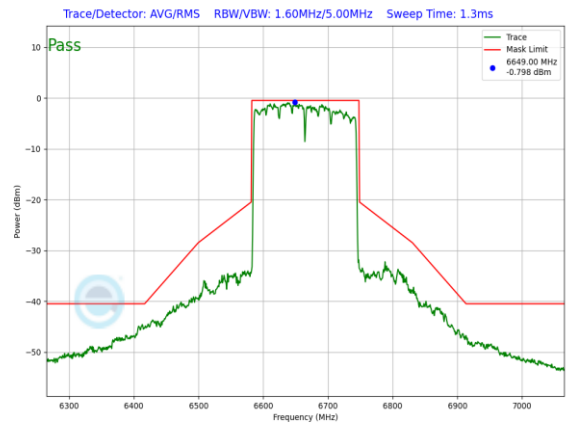
**Plot 7-753. SP In-Band Emission Plot Antenna WF5B (20MHz 802.11ax (UNII Band 7) – Ch. 149, MCS11)**



**Plot 7-755. SP In-Band Emission Plot Antenna WF5B (80MHz 802.11ax (UNII Band 7) – Ch. 151, MCS11)**



**Plot 7-754. SP In-Band Emission Plot Antenna WF5B (40MHz 802.11ax (UNII Band 7) – Ch. 155, MCS11)**

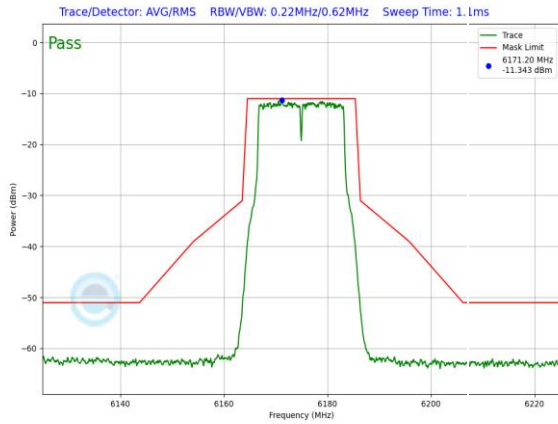


**Plot 7-756. SP In-Band Emission Plot Antenna WF5B (160MHz 802.11ax (UNII Band 7) – Ch. 143, MCS11)**

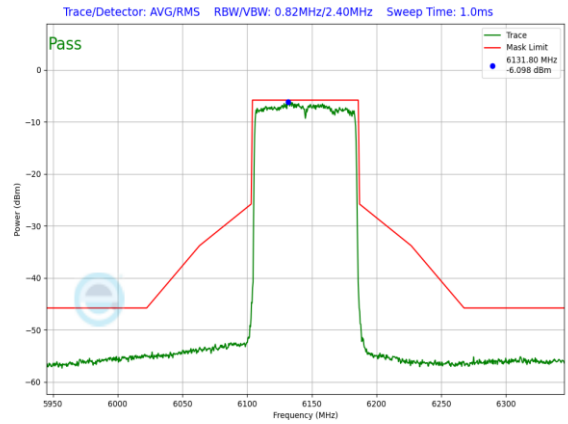
FCC ID: BCGA2926 IC: 579C-A2926		MEASUREMENT REPORT (CERTIFICATION)	Approved by: Technical Manager
Test Report S/N: 1C2311270070-24-R1.BCG	Test Dates: 11/30/2023 - 04/05/2024	EUT Type: Tablet Device	Page 251 of 511

## 7.5.2 Antenna 4a In-Band Emission Measurements

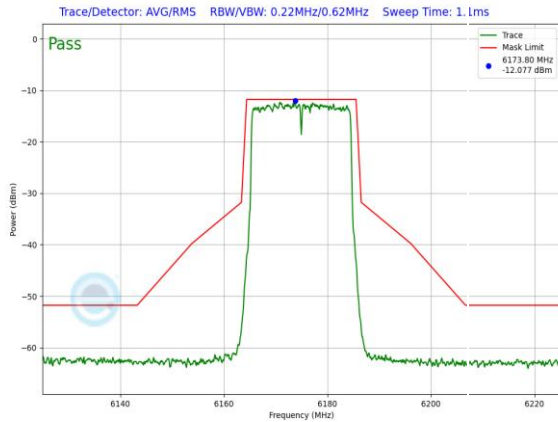
### Low Data Rate



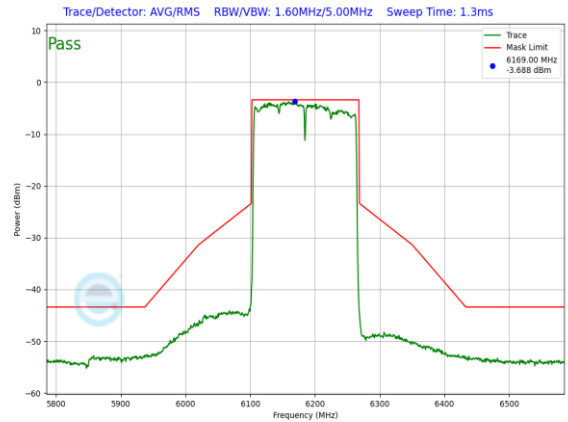
**Plot 7-757. LPI In-Band Emission Plot Antenna 4a (20MHz 802.11a (UNII Band 5) – Ch. 45, 12Mbps)**



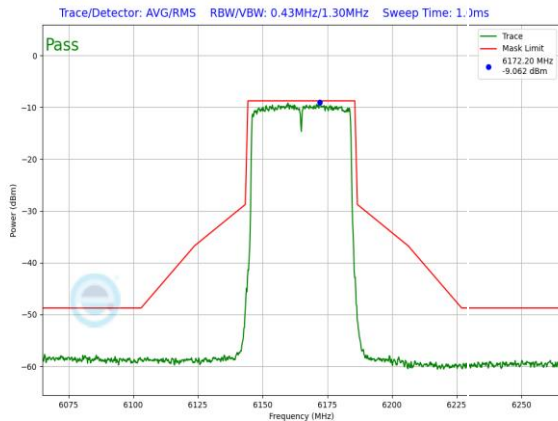
**Plot 7-760. LPI In-Band Emission Plot Antenna 4a (80MHz 802.11ax (UNII Band 5) – Ch. 39, MCS2)**



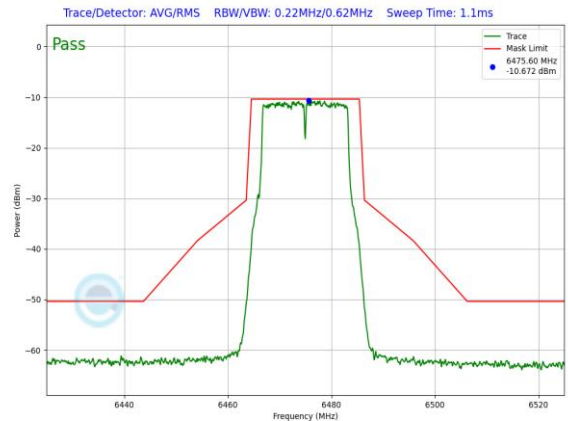
**Plot 7-758. LPI In-Band Emission Plot Antenna 4a (20MHz 802.11ax (UNII Band 5) – Ch. 45, MCS2)**



**Plot 7-761. LPI In-Band Emission Plot Antenna 4a (160MHz 802.11ax (UNII Band 5) – Ch. 47, MCS2)**



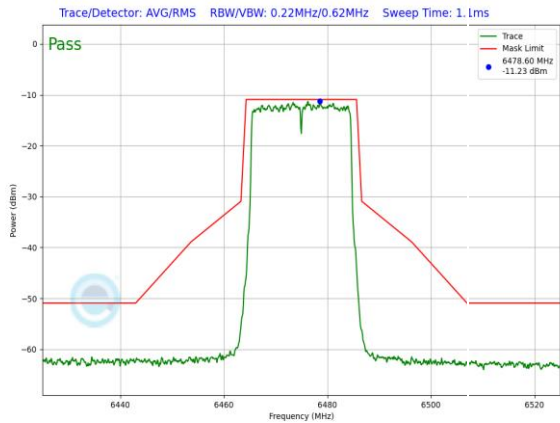
**Plot 7-759. LPI In-Band Emission Plot Antenna 4a (40MHz 802.11ax (UNII Band 5) – Ch. 43, MCS2)**



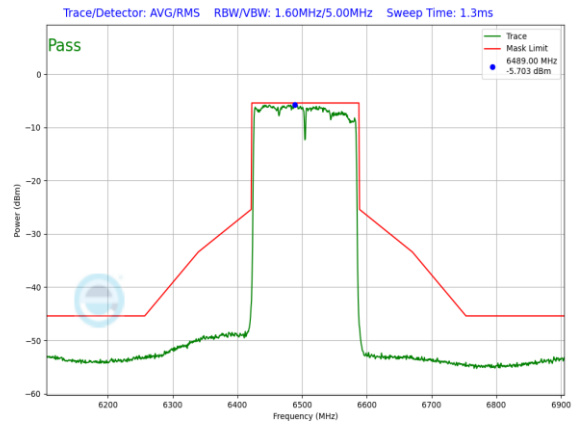
**Plot 7-762. LPI In-Band Emission Plot Antenna 4a (20MHz 802.11a (UNII Band 6) – Ch. 105, 12Mbps)**

FCC ID: BCGA2926 IC: 579C-A2926		MEASUREMENT REPORT (CERTIFICATION)	Approved by: Technical Manager
Test Report S/N: 1C2311270070-24-R1.BCG	Test Dates: 11/30/2023 - 04/05/2024	EUT Type: Tablet Device	Page 252 of 511

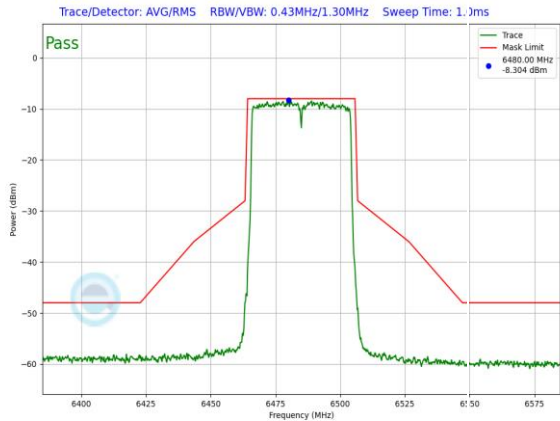




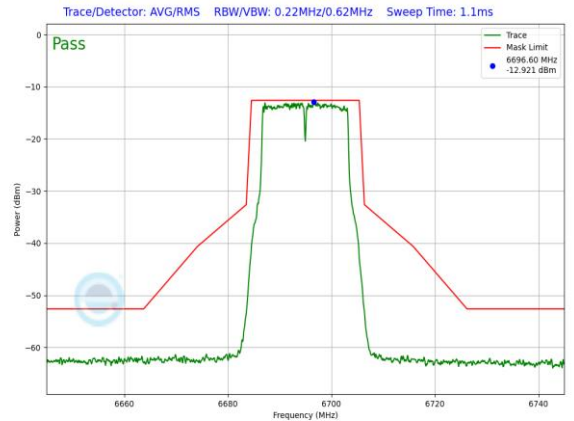
**Plot 7-763. LPI In-Band Emission Plot Antenna 4a (20MHz 802.11ax (UNII Band 6) – Ch. 105, MCS2)**



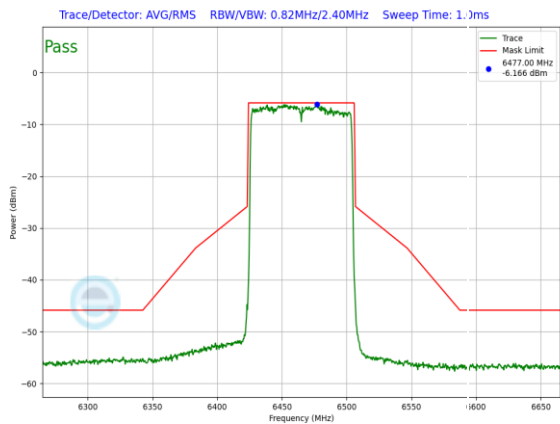
**Plot 7-766. LPI In-Band Emission Plot Antenna 4a (160MHz 802.11ax (UNII Band 6) – Ch. 111, MCS2)**



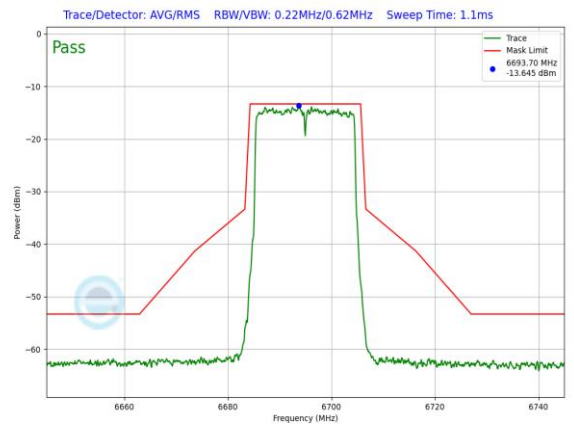
**Plot 7-764. LPI In-Band Emission Plot Antenna 4a (40MHz 802.11ax (UNII Band 6) – Ch. 107, MCS2)**



**Plot 7-767. LPI In-Band Emission Plot Antenna 4a (20MHz 802.11a (UNII Band 7) – Ch. 149, 12Mbps)**

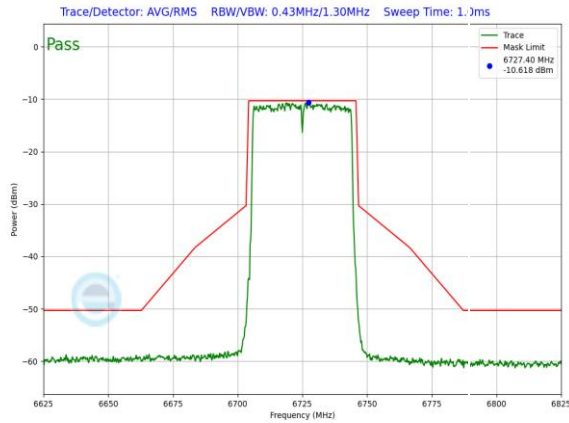


**Plot 7-765. LPI In-Band Emission Plot Antenna 4a (80MHz 802.11ax (UNII Band 6) – Ch. 103, MCS2)**

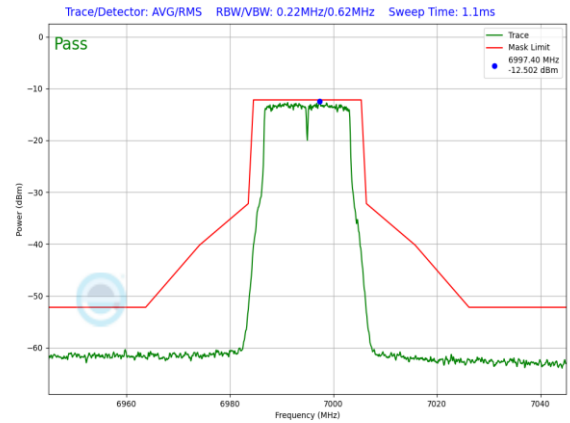


**Plot 7-768. LPI In-Band Emission Plot Antenna 4a (20MHz 802.11ax (UNII Band 7) – Ch. 149, MCS2)**

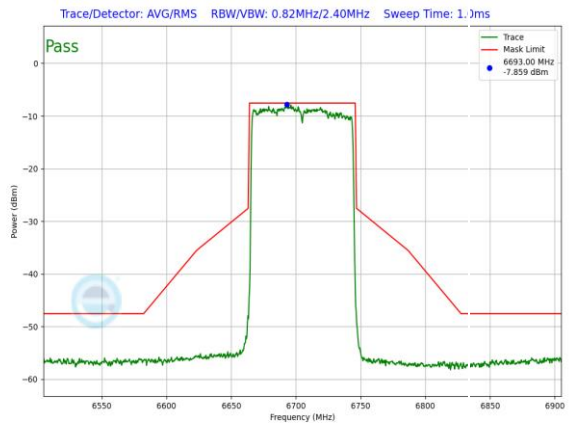
FCC ID: BCGA2926 IC: 579C-A2926		MEASUREMENT REPORT (CERTIFICATION)	Approved by: Technical Manager
Test Report S/N: 1C2311270070-24-R1.BCG	Test Dates: 11/30/2023 - 04/05/2024	EUT Type: Tablet Device	Page 253 of 511



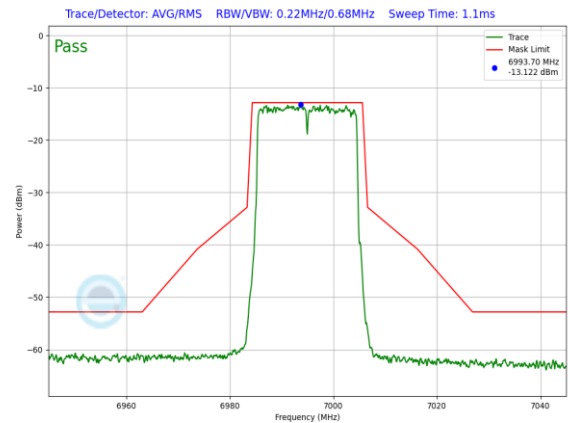
**Plot 7-769. LPI In-Band Emission Plot Antenna 4a (40MHz 802.11ax (UNII Band 7) – Ch. 155, MCS2)**



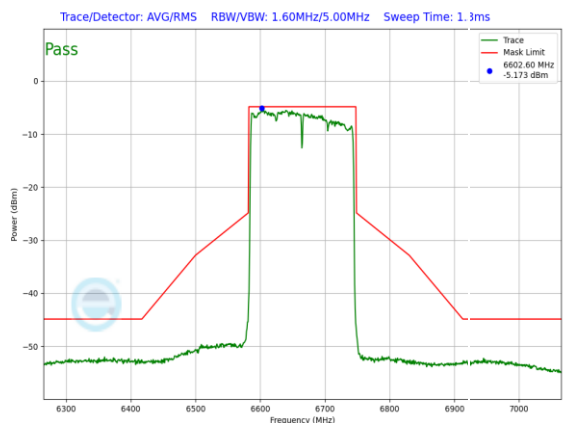
**Plot 7-772. LPI In-Band Emission Plot Antenna 4a (20MHz 802.11a (UNII Band 8) – Ch. 209, 12Mbps)**



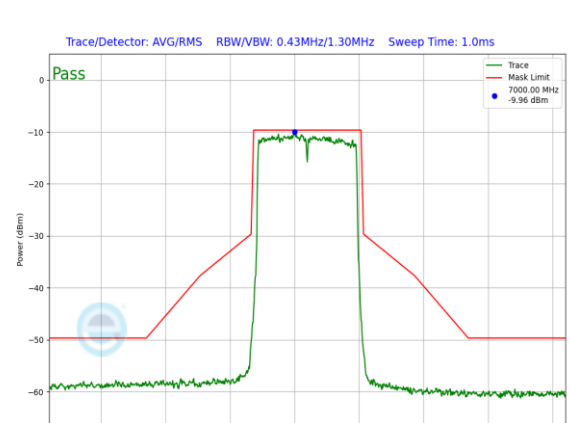
**Plot 7-770. LPI In-Band Emission Plot Antenna 4a (80MHz 802.11ax (UNII Band 7) – Ch. 151, MCS2)**



**Plot 7-773. LPI In-Band Emission Plot Antenna 4a (20MHz 802.11a (UNII Band 8) – Ch. 209, MCS2)**

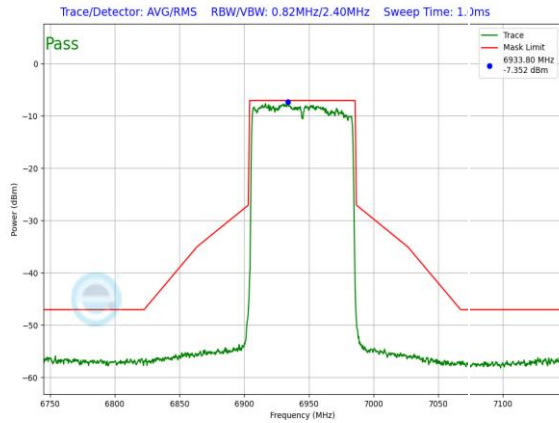


**Plot 7-771. LPI In-Band Emission Plot Antenna 4a (160MHz 802.11ax (UNII Band 7) – Ch. 143, MCS2)**

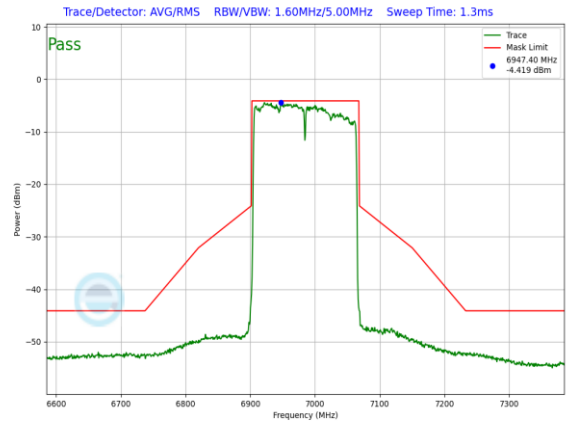


**Plot 7-774. LPI In-Band Emission Plot Antenna 4a (40MHz 802.11ax (UNII Band 8) – Ch. 211, MCS2)**

FCC ID: BCGA2926 IC: 579C-A2926		MEASUREMENT REPORT (CERTIFICATION)	Approved by: Technical Manager
Test Report S/N: 1C2311270070-24-R1.BCG	Test Dates: 11/30/2023 - 04/05/2024	EUT Type: Tablet Device	Page 254 of 511



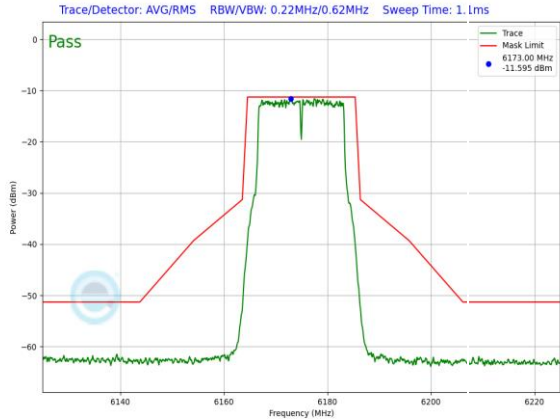
**Plot 7-775. LPI In-Band Emission Plot Antenna 4a (80MHz 802.11ax (UNII Band 8) – Ch. 199, MCS2)**



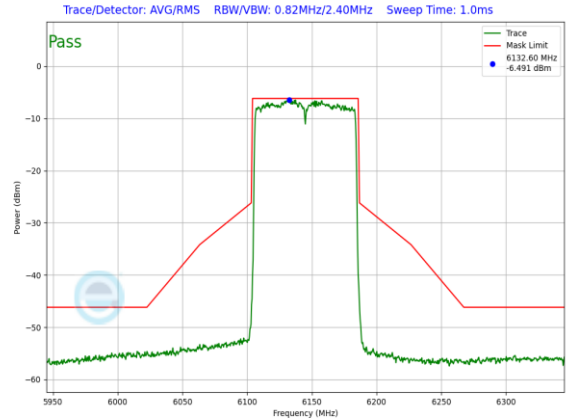
**Plot 7-776. LPI In-Band Emission Plot Antenna 4a (160MHz 802.11ax (UNII Band 8) – Ch. 207, MCS2)**

<b>FCC ID:</b> BCGA2926 <b>IC:</b> 579C-A2926		<b>MEASUREMENT REPORT (CERTIFICATION)</b>	<b>Approved by:</b> Technical Manager
<b>Test Report S/N:</b> 1C2311270070-24-R1.BCG	<b>Test Dates:</b> 11/30/2023 - 04/05/2024	<b>EUT Type:</b> Tablet Device	Page 255 of 511

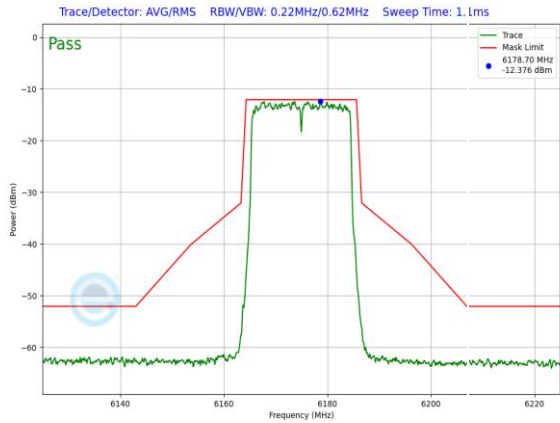
Mid Data Rate



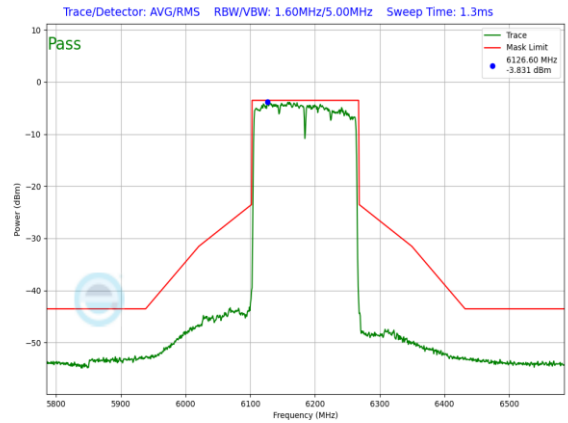
**Plot 7-777. LPI In-Band Emission Plot Antenna 4a (20MHz 802.11a (UNII Band 5) – Ch. 45, 24Mbps)**



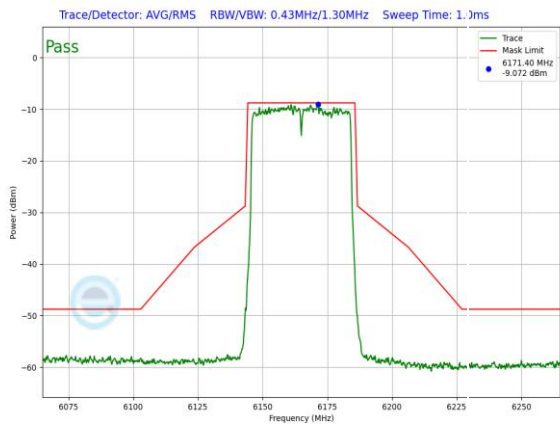
**Plot 7-780. LPI In-Band Emission Plot Antenna 4a (80MHz 802.11ax (UNII Band 5) – Ch. 39, MCS4)**



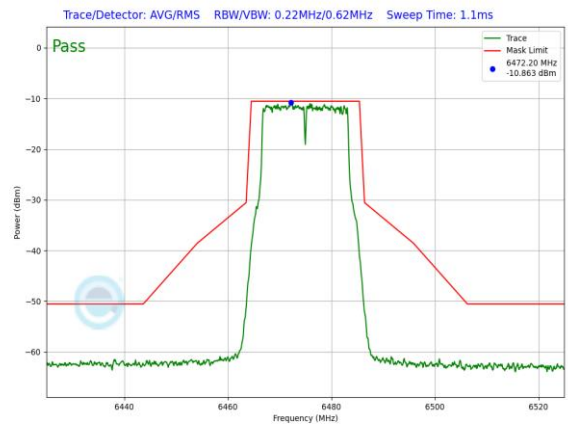
**Plot 7-778. LPI In-Band Emission Plot Antenna 4a (20MHz 802.11ax (UNII Band 5) – Ch. 45, MCS4)**



**Plot 7-781. LPI In-Band Emission Plot Antenna 4a (160MHz 802.11ax (UNII Band 5) – Ch. 47, MCS4)**

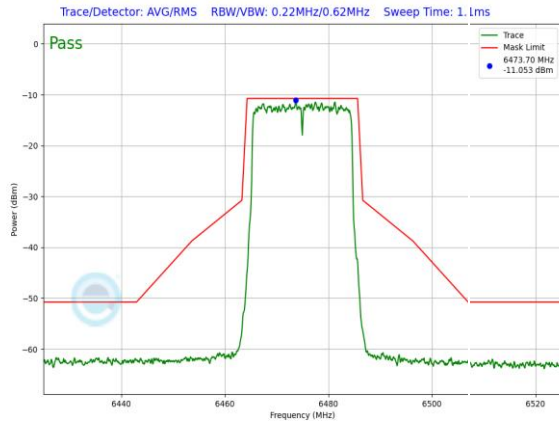


**Plot 7-779. LPI In-Band Emission Plot Antenna 4a (40MHz 802.11ax (UNII Band 5) – Ch. 43, MCS4)**

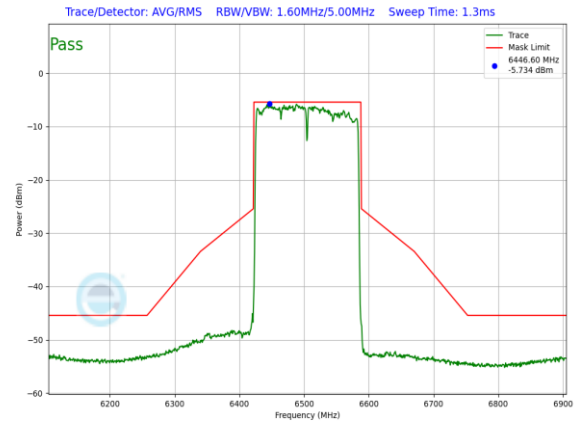


**Plot 7-782. LPI In-Band Emission Plot Antenna 4a (20MHz 802.11a (UNII Band 6) – Ch. 105, 24Mbps)**

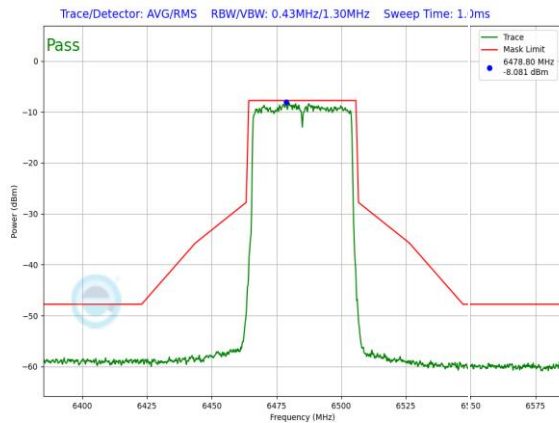
FCC ID: BCGA2926 IC: 579C-A2926		MEASUREMENT REPORT (CERTIFICATION)	Approved by: Technical Manager
Test Report S/N: 1C2311270070-24-R1.BCG	Test Dates: 11/30/2023 - 04/05/2024	EUT Type: Tablet Device	Page 256 of 511



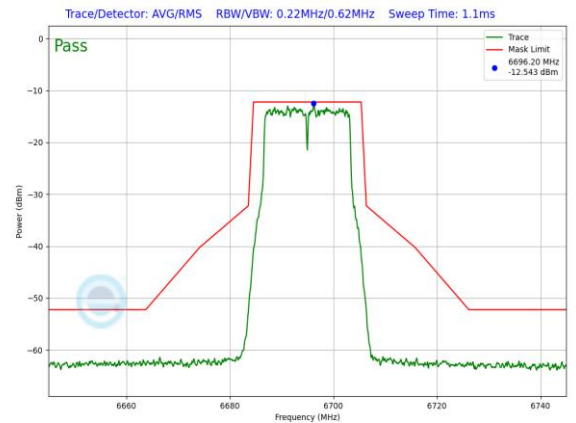
**Plot 7-783. LPI In-Band Emission Plot Antenna 4a (20MHz) 802.11ax (UNII Band 6) – Ch. 105, MCS4)**



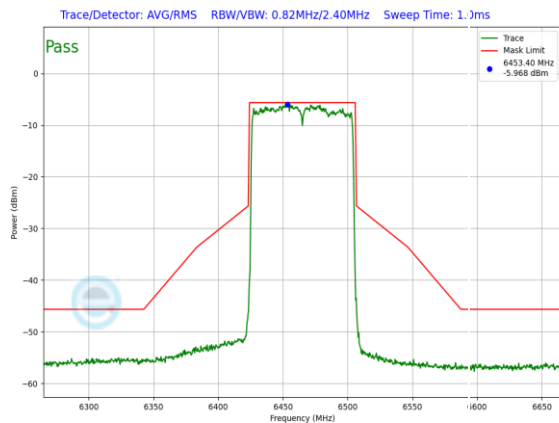
**Plot 7-786. LPI In-Band Emission Plot Antenna 4a (160MHz) 802.11ax (UNII Band 6) – Ch. 111, MCS4)**



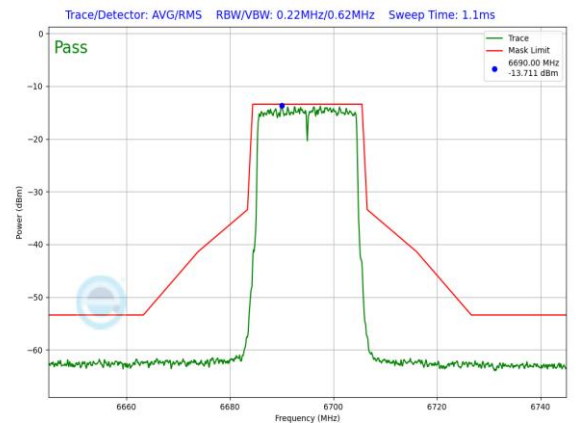
**Plot 7-784. LPI In-Band Emission Plot Antenna 4a (40MHz) 802.11ax (UNII Band 6) – Ch. 107, MCS4)**



**Plot 7-787. LPI In-Band Emission Plot Antenna 4a (20MHz) 802.11a (UNII Band 7) – Ch. 149, 24Mbps)**

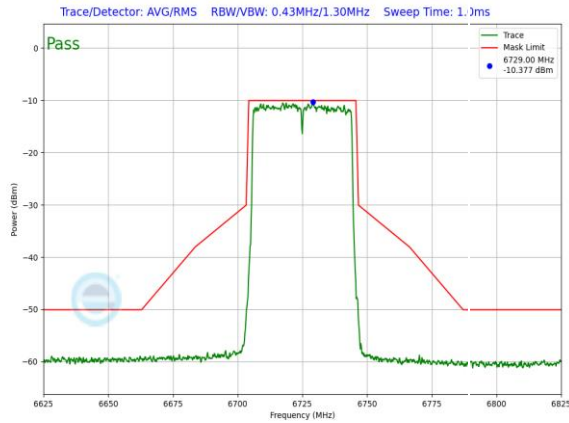


**Plot 7-785. LPI In-Band Emission Plot Antenna 4a (80MHz) 802.11ax (UNII Band 6) – Ch. 103, MCS4)**

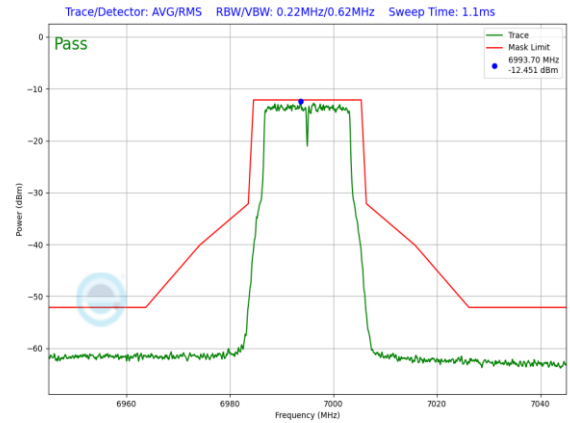


**Plot 7-788. LPI In-Band Emission Plot Antenna 4a (20MHz) 802.11ax (UNII Band 7) – Ch. 149, MCS4)**

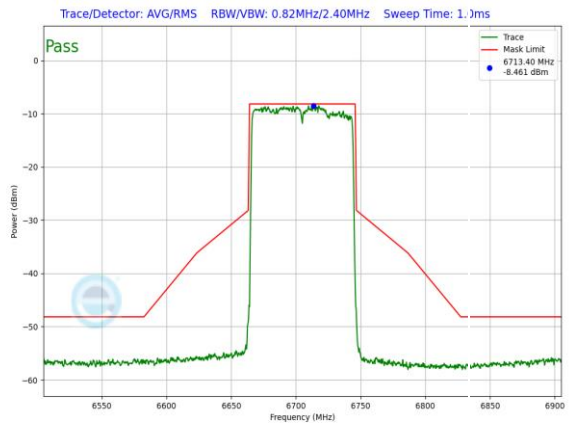
FCC ID: BCGA2926 IC: 579C-A2926		MEASUREMENT REPORT (CERTIFICATION)	Approved by: Technical Manager
Test Report S/N: 1C2311270070-24-R1.BCG	Test Dates: 11/30/2023 - 04/05/2024	EUT Type: Tablet Device	Page 257 of 511



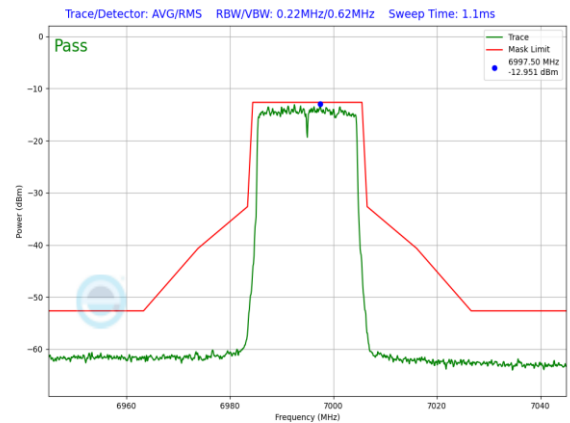
**Plot 7-789. LPI In-Band Emission Plot Antenna 4a (40MHz) 802.11ax (UNII Band 7) – Ch. 155, MCS4)**



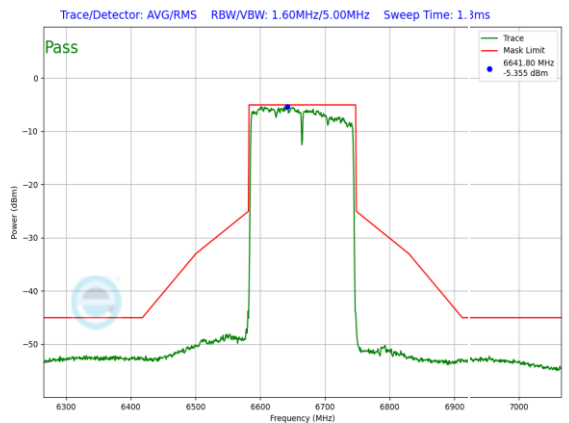
**Plot 7-792. LPI In-Band Emission Plot Antenna 4a (20MHz) 802.11a (UNII Band 8) – Ch. 209, 24Mbps)**



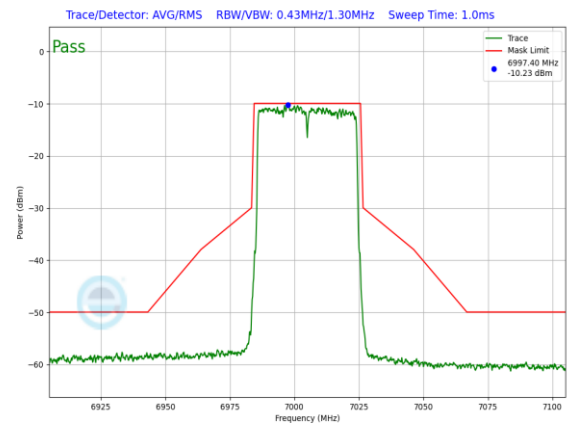
**Plot 7-790. LPI In-Band Emission Plot Antenna 4a (80MHz) 802.11ax (UNII Band 7) – Ch. 151, MCS4)**



**Plot 7-793. LPI In-Band Emission Plot Antenna 4a (20MHz) 802.11ax (UNII Band 8) – Ch. 209, MCS4)**

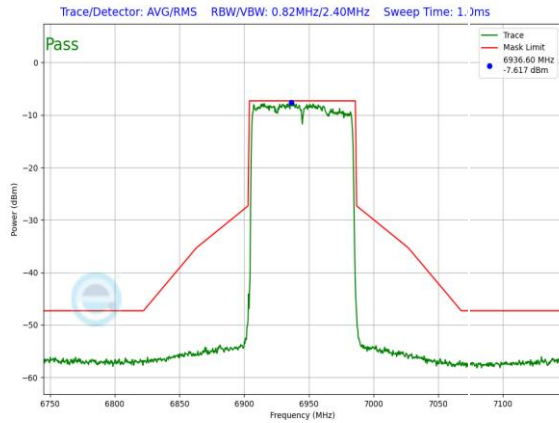


**Plot 7-791. LPI In-Band Emission Plot Antenna 4a (160MHz) 802.11ax (UNII Band 7) – Ch. 143, MCS4)**

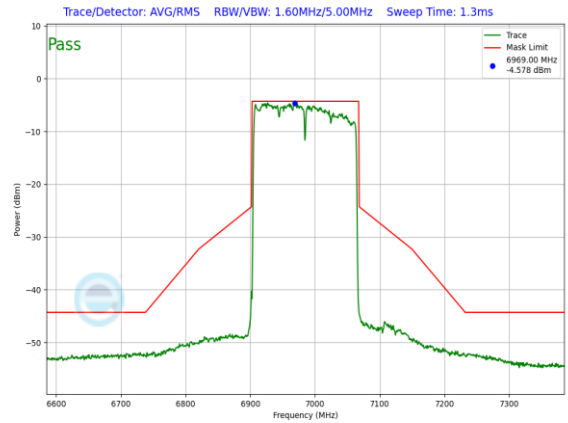


**Plot 7-794. LPI In-Band Emission Plot Antenna 4a (40MHz) 802.11ax (UNII Band 8) – Ch. 211, MCS4)**

FCC ID: BCGA2926 IC: 579C-A2926		MEASUREMENT REPORT (CERTIFICATION)	Approved by: Technical Manager
Test Report S/N: 1C2311270070-24-R1.BCG	Test Dates: 11/30/2023 - 04/05/2024	EUT Type: Tablet Device	Page 258 of 511



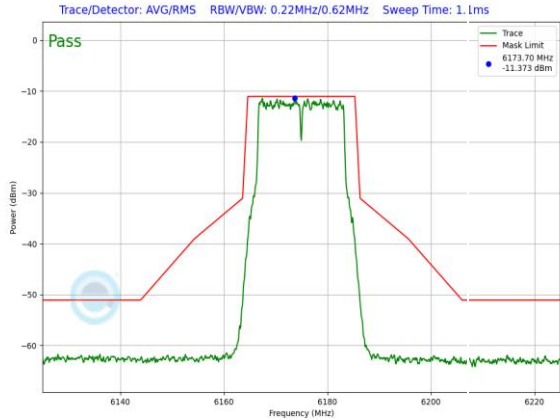
**Plot 7-795. LPI In-Band Emission Plot Antenna 4a (80MHz 802.11ax (UNII Band 8) – Ch. 199, MCS4)**



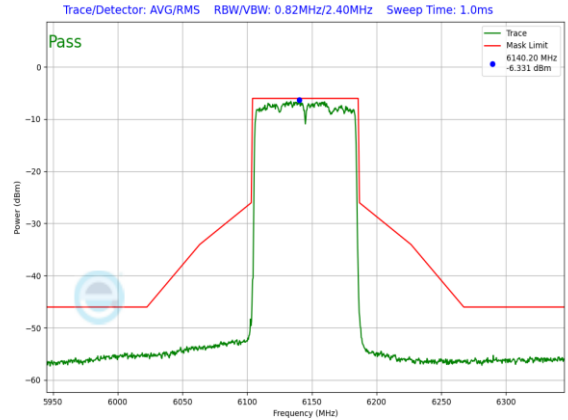
**Plot 7-796. LPI In-Band Emission Plot Antenna 4a (160MHz 802.11ax (UNII Band 8) – Ch. 207, MCS4)**

<b>FCC ID:</b> BCGA2926 <b>IC:</b> 579C-A2926	 <b>MEASUREMENT REPORT (CERTIFICATION)</b>		<b>Approved by:</b> Technical Manager
<b>Test Report S/N:</b> 1C2311270070-24-R1.BCG	<b>Test Dates:</b> 11/30/2023 - 04/05/2024	<b>EUT Type:</b> Tablet Device	Page 259 of 511

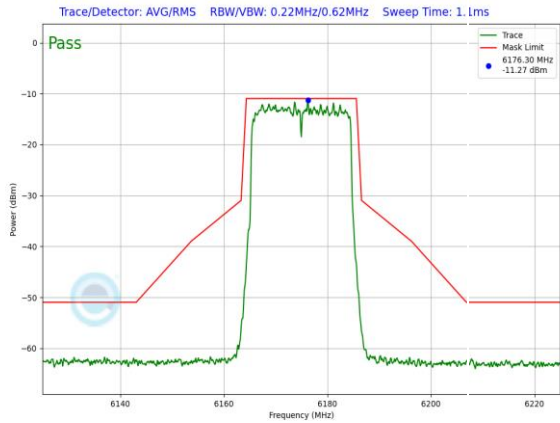
### High Data Rate



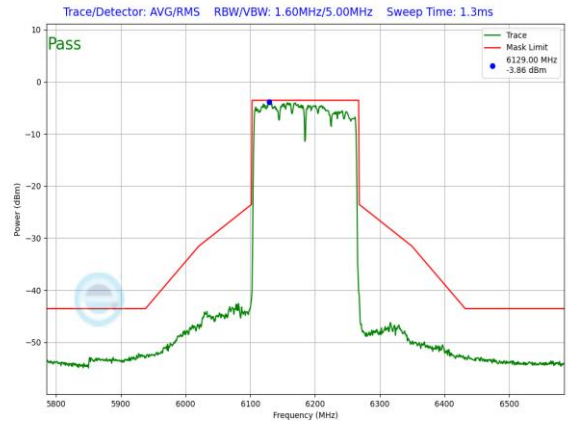
**Plot 7-797. LPI In-Band Emission Plot Antenna 4a (20MHz 802.11a (UNII Band 5) – Ch. 45, 54Mbps)**



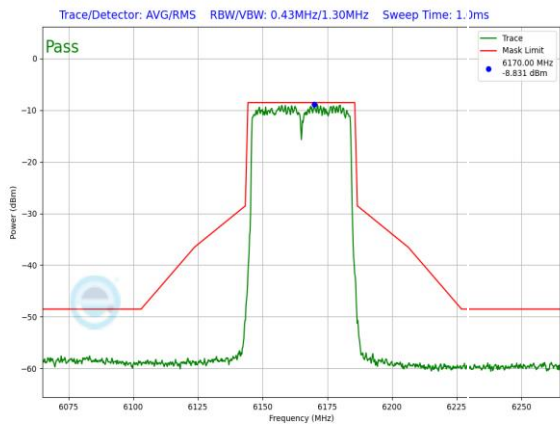
**Plot 7-800. LPI In-Band Emission Plot Antenna 4a (80MHz 802.11ax (UNII Band 5) – Ch. 39, MCS11)**



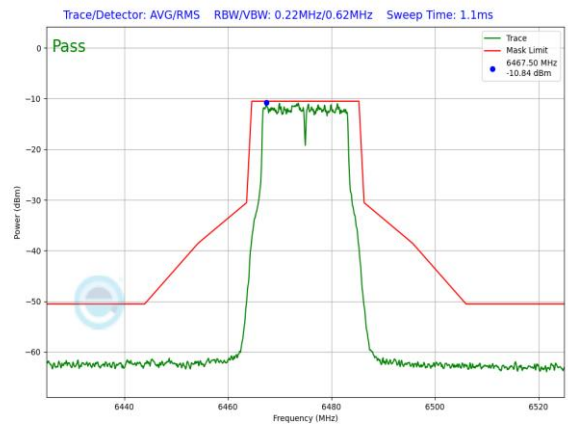
**Plot 7-798. LPI In-Band Emission Plot Antenna 4a (20MHz 802.11ax (UNII Band 5) – Ch. 45, MCS11)**



**Plot 7-801. LPI In-Band Emission Plot Antenna 4a (160MHz 802.11ax (UNII Band 5) – Ch. 47, MCS11)**



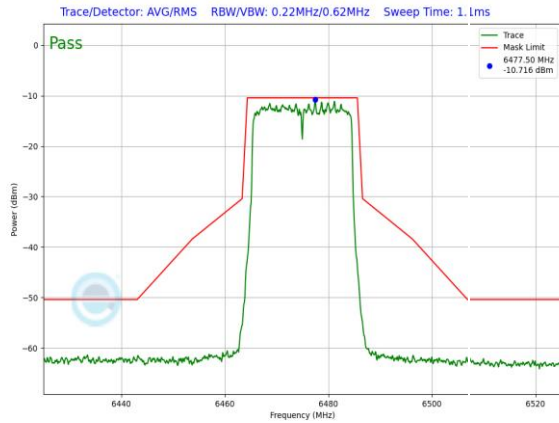
**Plot 7-799. LPI In-Band Emission Plot Antenna 4a (40MHz 802.11ax (UNII Band 5) – Ch. 43, MCS11)**



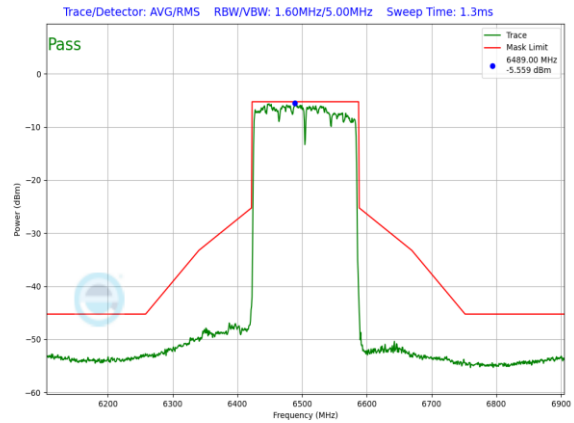
**Plot 7-802. LPI In-Band Emission Plot Antenna 4a (20MHz 802.11a (UNII Band 6) – Ch. 105, 54Mbps)**

FCC ID: BCGA2926 IC: 579C-A2926		MEASUREMENT REPORT (CERTIFICATION)	Approved by: Technical Manager
Test Report S/N: 1C2311270070-24-R1.BCG	Test Dates: 11/30/2023 - 04/05/2024	EUT Type: Tablet Device	Page 260 of 511

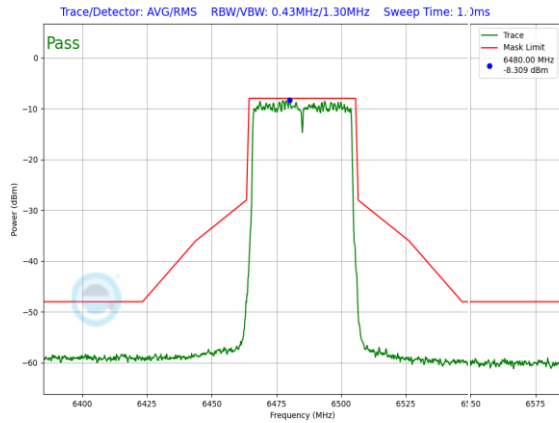




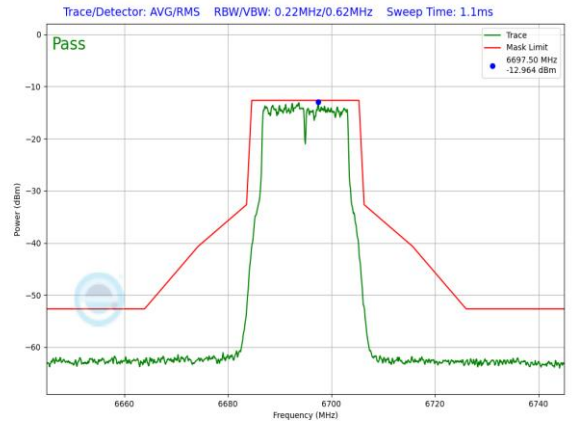
**Plot 7-803. LPI In-Band Emission Plot Antenna 4a (20MHz) 802.11ax (UNII Band 6) – Ch. 105, MCS11)**



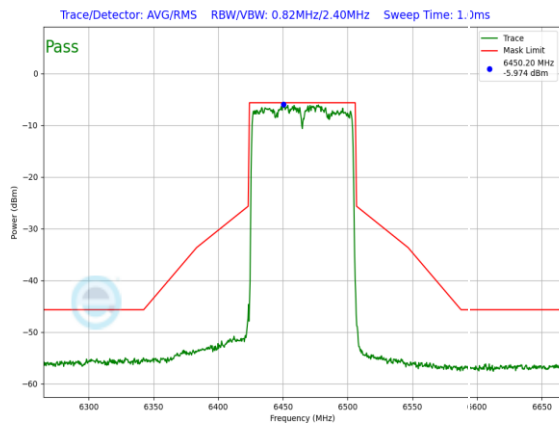
**Plot 7-806. LPI In-Band Emission Plot Antenna 4a (160MHz) 802.11ax (UNII Band 6) – Ch. 111, MCS11)**



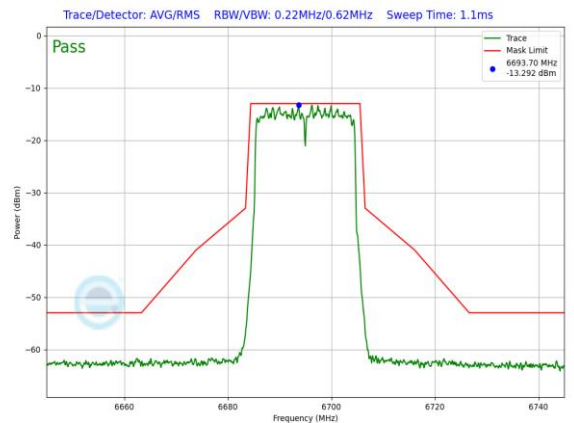
**Plot 7-804. LPI In-Band Emission Plot Antenna 4a (40MHz) 802.11ax (UNII Band 6) – Ch. 107, MCS11)**



**Plot 7-807. LPI In-Band Emission Plot Antenna 4a (20MHz) 802.11a (UNII Band 7) – Ch. 149, 54Mbps)**

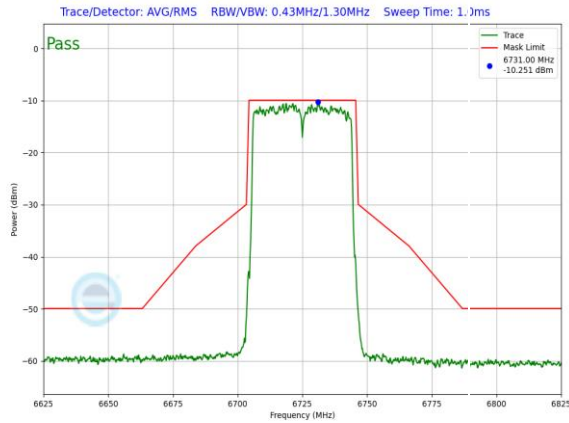


**Plot 7-805. LPI In-Band Emission Plot Antenna 4a (80MHz) 802.11ax (UNII Band 6) – Ch. 103, MCS11)**

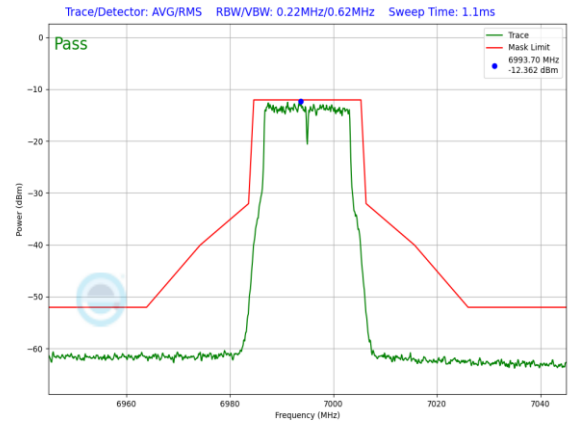


**Plot 7-808. LPI In-Band Emission Plot Antenna 4a (20MHz) 802.11ax (UNII Band 7) – Ch. 149, MCS11)**

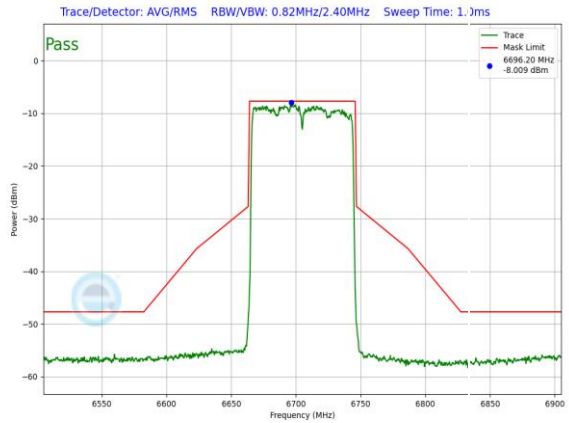
FCC ID: BCGA2926 IC: 579C-A2926		MEASUREMENT REPORT (CERTIFICATION)	Approved by: Technical Manager
Test Report S/N: 1C2311270070-24-R1.BCG	Test Dates: 11/30/2023 - 04/05/2024	EUT Type: Tablet Device	Page 261 of 511



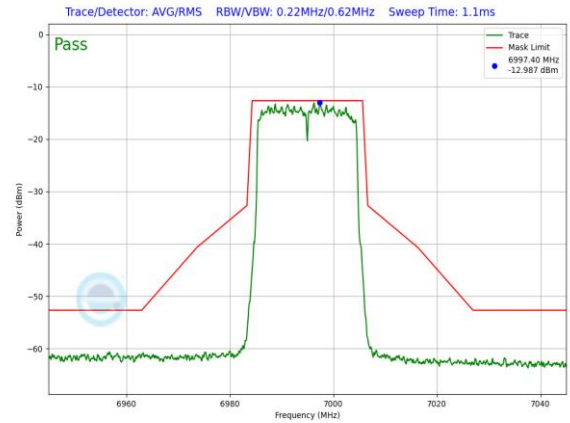
**Plot 7-809. LPI In-Band Emission Plot Antenna 4a (40MHz 802.11ax (UNII Band 7) – Ch. 155, MCS11)**



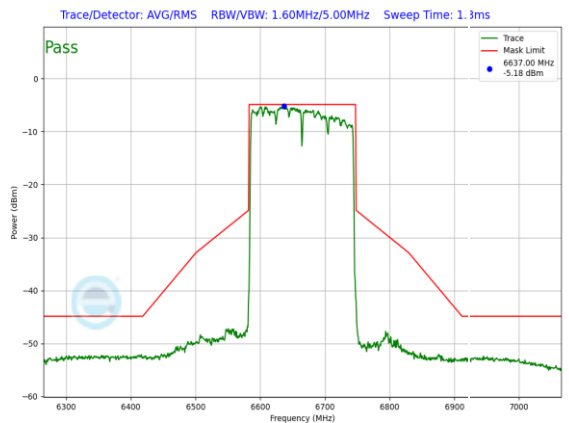
**Plot 7-812. LPI In-Band Emission Plot Antenna 4a (20MHz 802.11a (UNII Band 8) – Ch. 209, 54Mbps)**



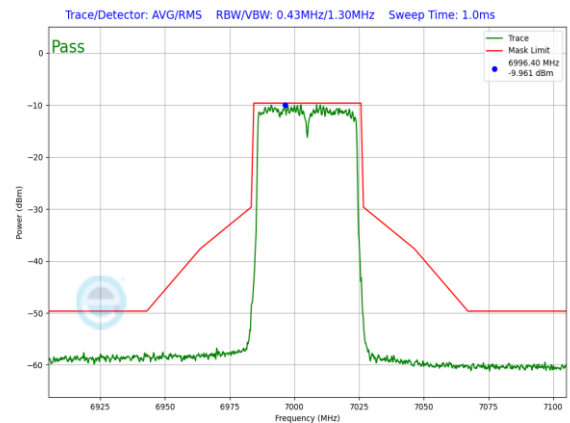
**Plot 7-810. LPI In-Band Emission Plot Antenna 4a (80MHz 802.11ax (UNII Band 7) – Ch. 151, MCS11)**



**Plot 7-813. LPI In-Band Emission Plot Antenna 4a (20MHz 802.11ax (UNII Band 8) – Ch. 209, MCS11)**

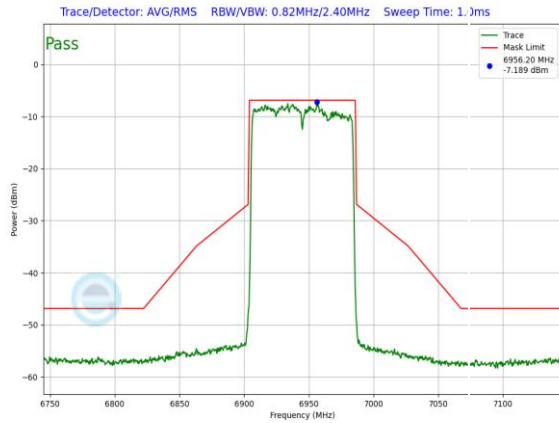


**Plot 7-811. LPI In-Band Emission Plot Antenna 4a (160MHz 802.11ax (UNII Band 7) – Ch. 143, MCS11)**

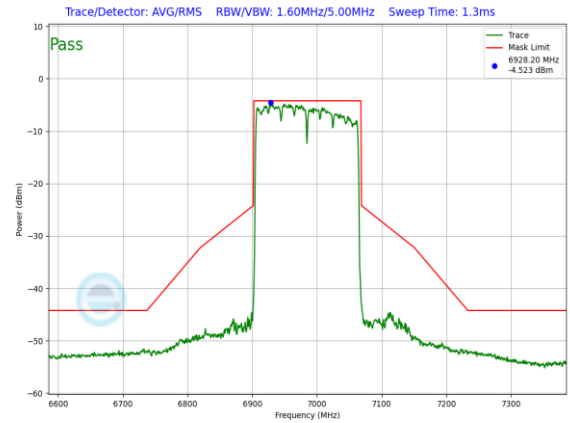


**Plot 7-814. LPI In-Band Emission Plot Antenna 4a (40MHz 802.11ax (UNII Band 8) – Ch. 211, MCS11)**

FCC ID: BCGA2926 IC: 579C-A2926		MEASUREMENT REPORT (CERTIFICATION)	Approved by: Technical Manager
Test Report S/N: 1C2311270070-24-R1.BCG	Test Dates: 11/30/2023 - 04/05/2024	EUT Type: Tablet Device	Page 262 of 511



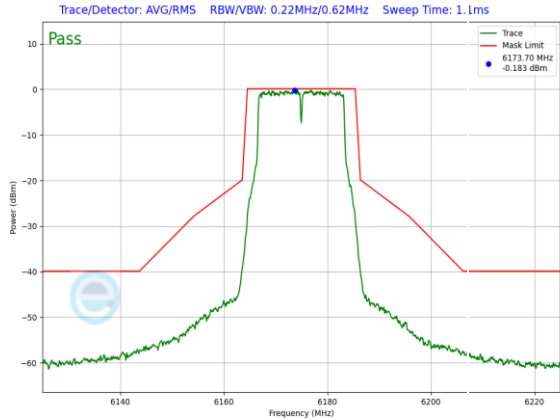
**Plot 7-815. LPI In-Band Emission Plot Antenna 4a (80MHz 802.11ax (UNII Band 8) – Ch. 199, MCS11)**



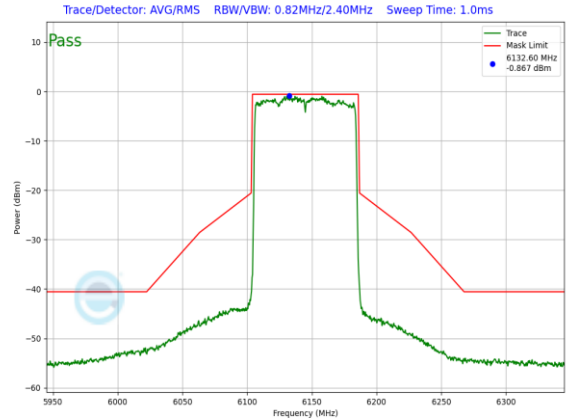
**Plot 7-816. LPI In-Band Emission Plot Antenna 4a (160MHz 802.11ax (UNII Band 8) – Ch. 207, MCS11)**

<b>FCC ID:</b> BCGA2926 <b>IC:</b> 579C-A2926	 <b>MEASUREMENT REPORT (CERTIFICATION)</b>		<b>Approved by:</b> Technical Manager
<b>Test Report S/N:</b> 1C2311270070-24-R1.BCG	<b>Test Dates:</b> 11/30/2023 - 04/05/2024	<b>EUT Type:</b> Tablet Device	Page 263 of 511

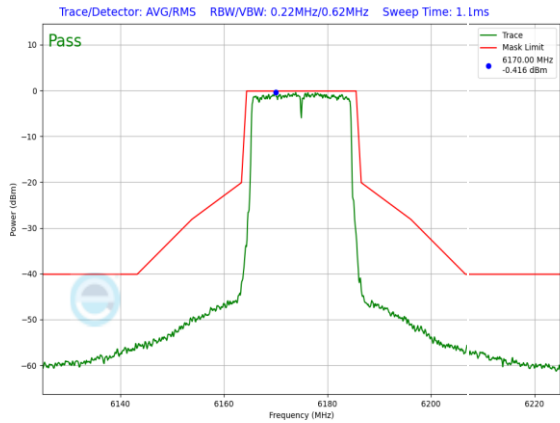
Low Data Rate



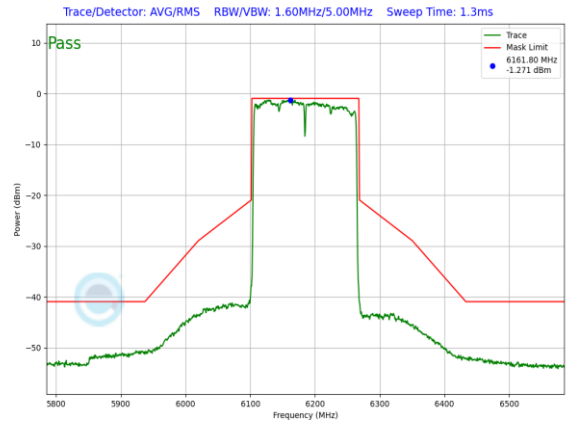
Plot 7-817. SP In-Band Emission Plot Antenna 4a (20MHz 802.11a (UNII Band 5) – Ch. 45, 12Mbps)



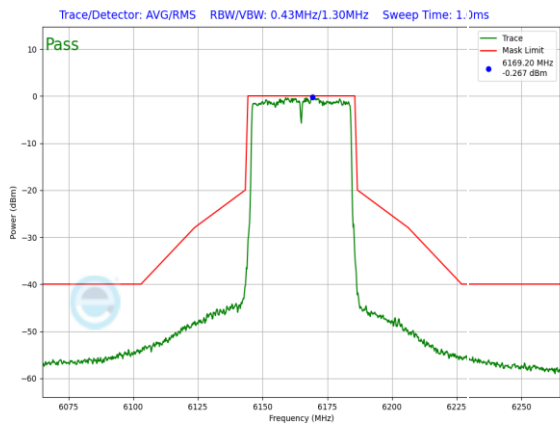
Plot 7-820. SP In-Band Emission Plot Antenna 4a (80MHz 802.11ax (UNII Band 5) – Ch. 39, MCS2)



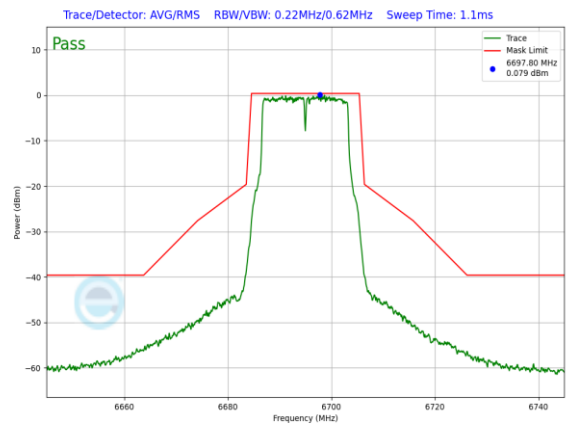
Plot 7-818. SP In-Band Emission Plot Antenna 4a (20MHz 802.11ax (UNII Band 5) – Ch. 45, MCS2)



Plot 7-821. SP In-Band Emission Plot Antenna 4a (160MHz 802.11ax (UNII Band 5) – Ch. 47, MCS2)

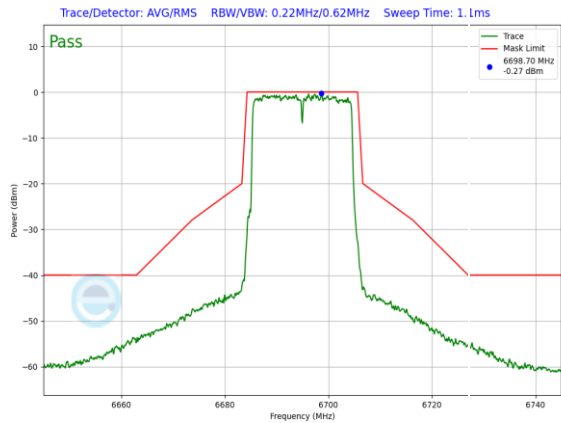


Plot 7-819. SP In-Band Emission Plot Antenna 4a (40MHz 802.11ax (UNII Band 5) – Ch. 43, MCS2)

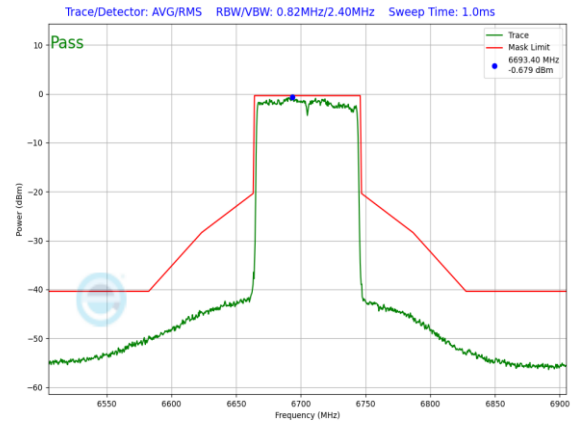


Plot 7-822. SP In-Band Emission Plot Antenna 4a (20MHz 802.11a (UNII Band 7) – Ch. 149, 12Mbps)

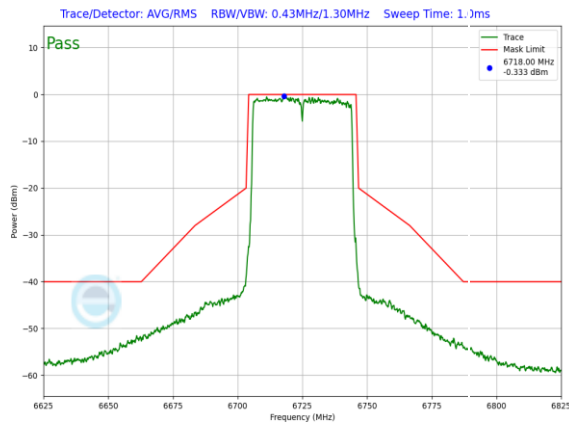
FCC ID: BCGA2926 IC: 579C-A2926		MEASUREMENT REPORT (CERTIFICATION)	Approved by: Technical Manager
Test Report S/N: 1C2311270070-24-R1.BCG	Test Dates: 11/30/2023 - 04/05/2024	EUT Type: Tablet Device	Page 264 of 511



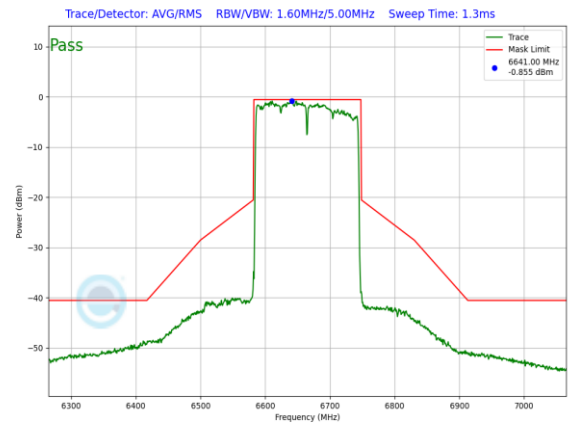
**Plot 7-823. SP In-Band Emission Plot Antenna 4a (20MHz 802.11ax (UNII Band 7) – Ch. 149, MCS2)**



**Plot 7-825. SP In-Band Emission Plot Antenna 4a (80MHz 802.11ax (UNII Band 7) – Ch. 151, MCS2)**



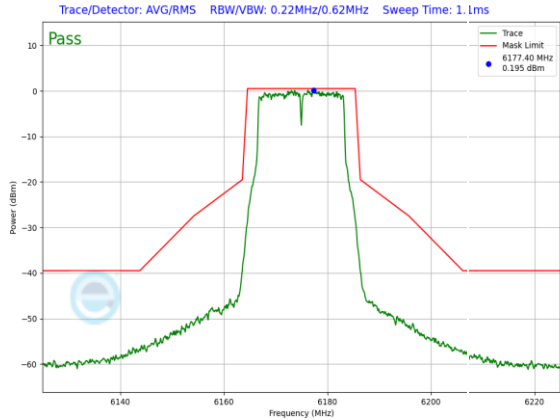
**Plot 7-824. SP In-Band Emission Plot Antenna 4a (40MHz 802.11ax (UNII Band 7) – Ch. 155, MCS2)**



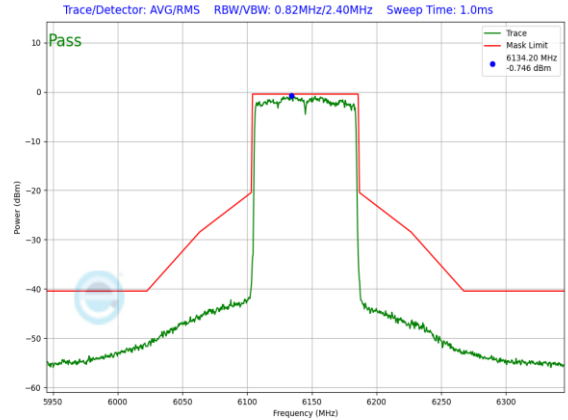
**Plot 7-826. SP In-Band Emission Plot Antenna 4a (160MHz 802.11ax (UNII Band 7) – Ch. 143, MCS2)**

FCC ID: BCGA2926 IC: 579C-A2926		MEASUREMENT REPORT (CERTIFICATION)	Approved by: Technical Manager
Test Report S/N: 1C2311270070-24-R1.BCG	Test Dates: 11/30/2023 - 04/05/2024	EUT Type: Tablet Device	Page 265 of 511

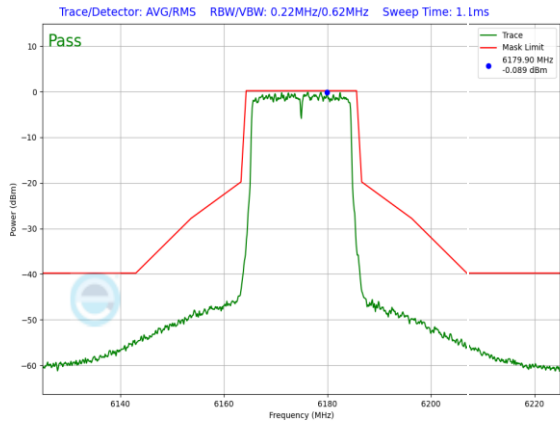
Mid Data Rate



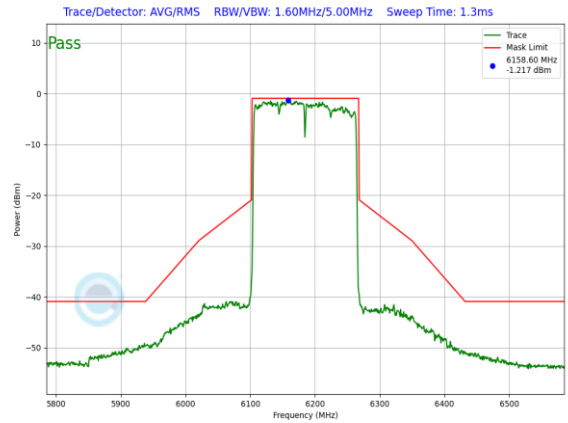
Plot 7-827. SP In-Band Emission Plot Antenna 4a (20MHz 802.11a (UNII Band 5) – Ch. 45, 24Mbps)



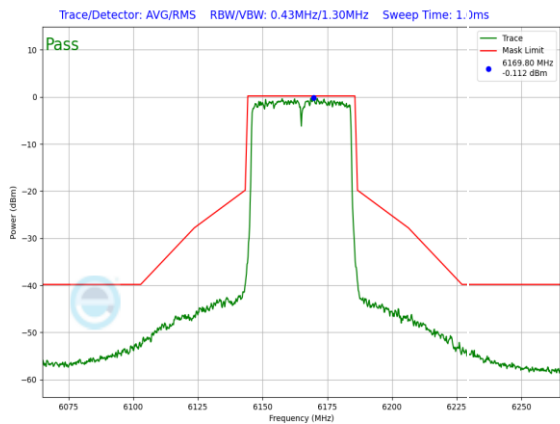
Plot 7-830. SP In-Band Emission Plot Antenna 4a (80MHz 802.11ax (UNII Band 5) – Ch. 39, MCS4)



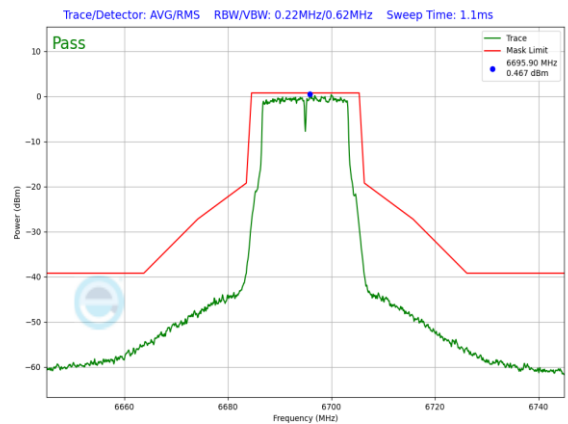
Plot 7-828. SP In-Band Emission Plot Antenna 4a (20MHz 802.11ax (UNII Band 5) – Ch. 45, MCS4)



Plot 7-831. SP In-Band Emission Plot Antenna 4a (160MHz 802.11ax (UNII Band 5) – Ch. 47, MCS4)

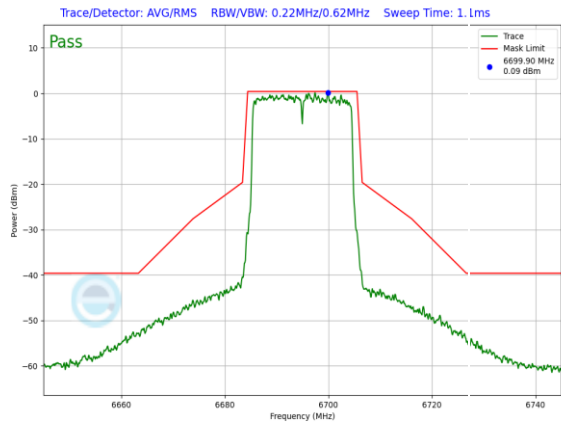


Plot 7-829. SP In-Band Emission Plot Antenna 4a (40MHz 802.11ax (UNII Band 5) – Ch. 43, MCS4)

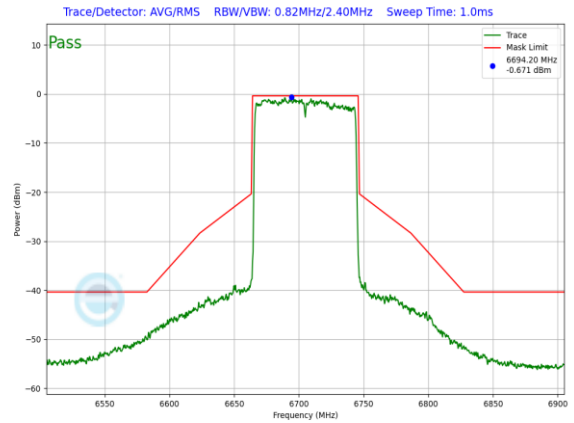


Plot 7-832. SP In-Band Emission Plot Antenna 4a (20MHz 802.11a (UNII Band 7) – Ch. 149, 24Mbps)

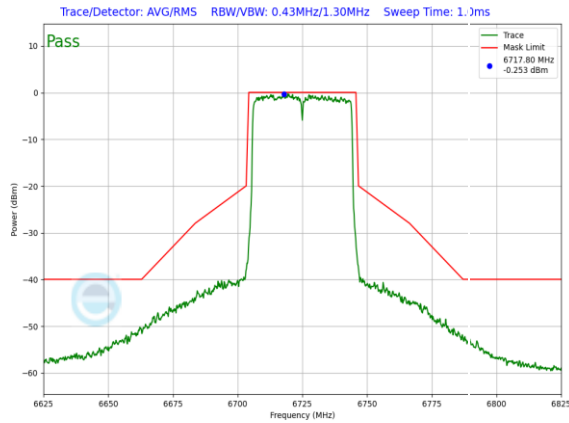
FCC ID: BCGA2926 IC: 579C-A2926		MEASUREMENT REPORT (CERTIFICATION)	Approved by: Technical Manager
Test Report S/N: 1C2311270070-24-R1.BCG	Test Dates: 11/30/2023 - 04/05/2024	EUT Type: Tablet Device	Page 266 of 511



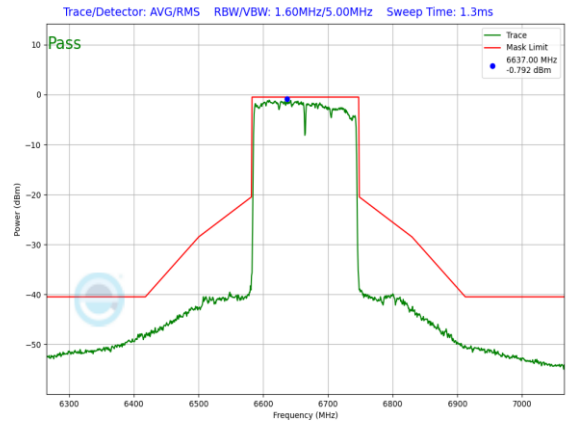
**Plot 7-833. SP In-Band Emission Plot Antenna 4a (20MHz)  
802.11ax (UNII Band 7) – Ch. 149, MCS4)**



**Plot 7-835. SP In-Band Emission Plot Antenna 4a (80MHz)  
802.11ax (UNII Band 7) – Ch. 151, MCS4)**



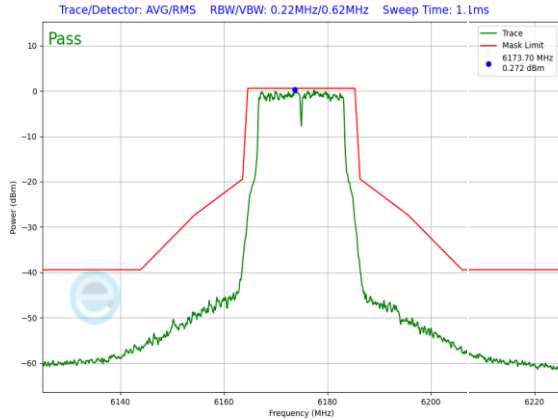
**Plot 7-834. SP In-Band Emission Plot Antenna 4a (40MHz)  
802.11ax (UNII Band 7) – Ch. 155, MCS4)**



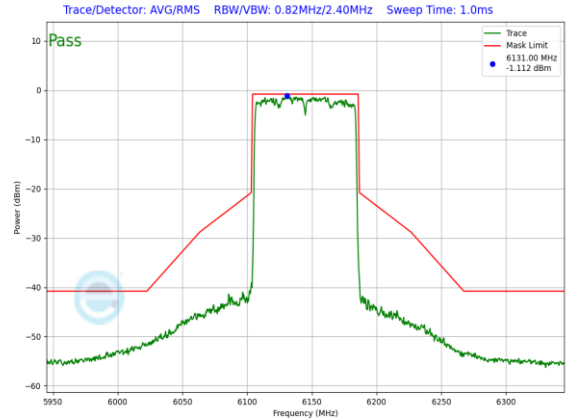
**Plot 7-836. SP In-Band Emission Plot Antenna 4a (160MHz)  
802.11ax (UNII Band 7) – Ch. 143, MCS4)**

FCC ID: BCGA2926 IC: 579C-A2926		MEASUREMENT REPORT (CERTIFICATION)	Approved by: Technical Manager
Test Report S/N: 1C2311270070-24-R1.BCG	Test Dates: 11/30/2023 - 04/05/2024	EUT Type: Tablet Device	Page 267 of 511

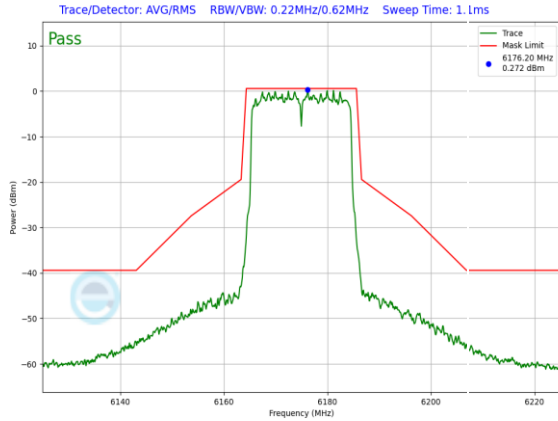
High Data Rate



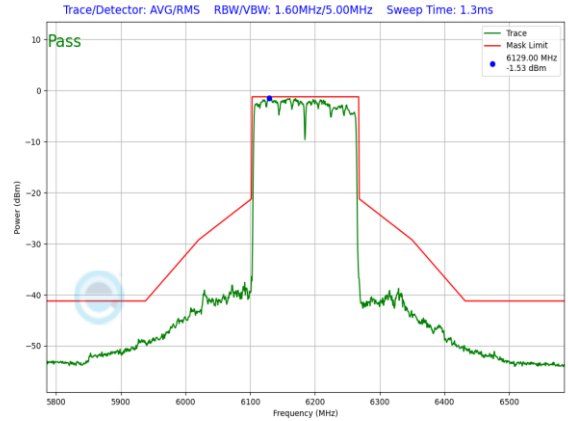
Plot 7-837. SP In-Band Emission Plot Antenna 4a (20MHz 802.11a (UNII Band 5) – Ch. 45, 54Mbps)



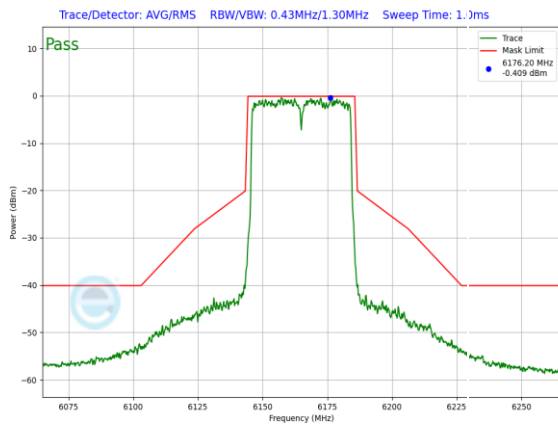
Plot 7-840. SP In-Band Emission Plot Antenna 4a (80MHz 802.11ax (UNII Band 5) – Ch. 39, MCS11)



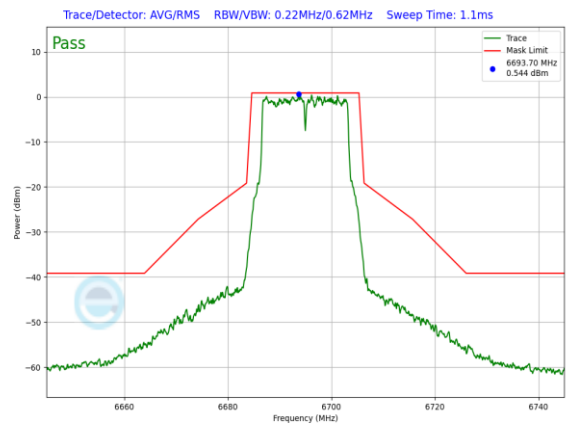
Plot 7-838. SP In-Band Emission Plot Antenna 4a (20MHz 802.11ax (UNII Band 5) – Ch. 45, MCS11)



Plot 7-841. SP In-Band Emission Plot Antenna 4a (160MHz 802.11ax (UNII Band 5) – Ch. 47, MCS11)



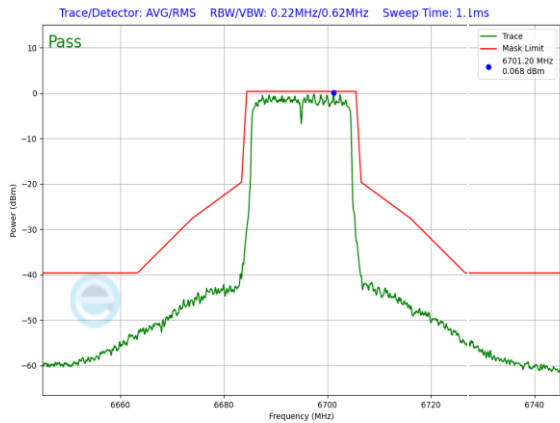
Plot 7-839. SP In-Band Emission Plot Antenna 4a (40MHz 802.11ax (UNII Band 5) – Ch. 43, MCS11)



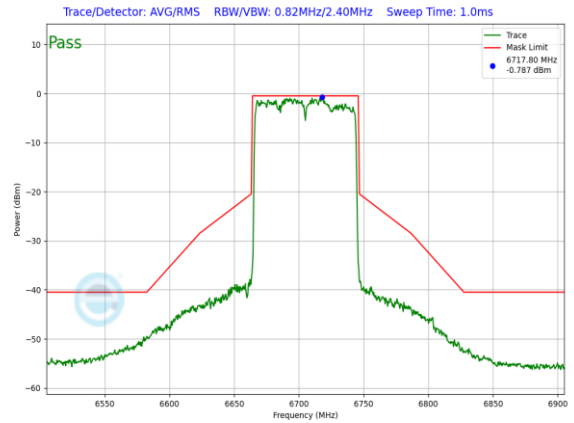
Plot 7-842. SP In-Band Emission Plot Antenna 4a (20MHz 802.11a (UNII Band 7) – Ch. 149, 54Mbps)

FCC ID: BCGA2926 IC: 579C-A2926		MEASUREMENT REPORT (CERTIFICATION)	Approved by: Technical Manager
Test Report S/N: 1C2311270070-24-R1.BCG	Test Dates: 11/30/2023 - 04/05/2024	EUT Type: Tablet Device	Page 268 of 511

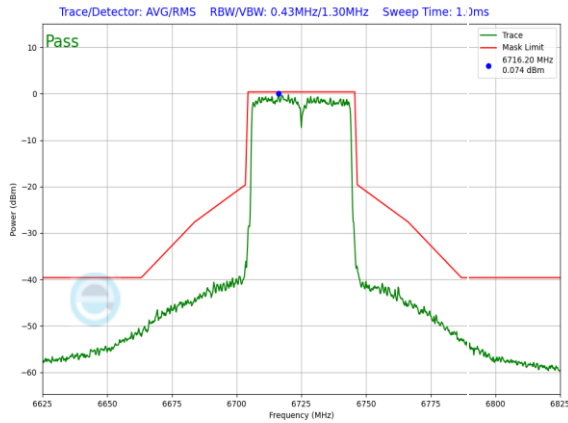




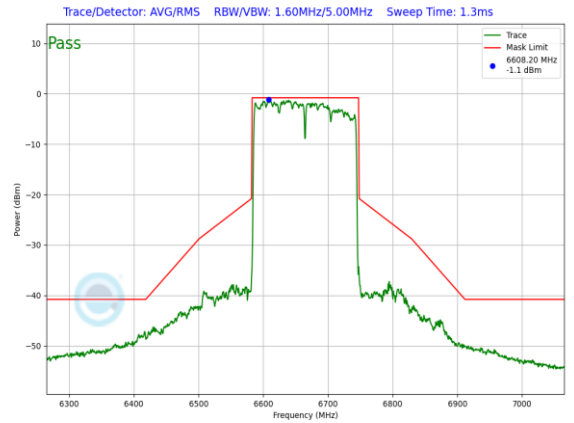
**Plot 7-843. SP In-Band Emission Plot Antenna 4a (20MHz 802.11ax (UNII Band 7) – Ch. 149, MCS11)**



**Plot 7-845. SP In-Band Emission Plot Antenna 4a (80MHz 802.11ax (UNII Band 7) – Ch. 151, MCS11)**



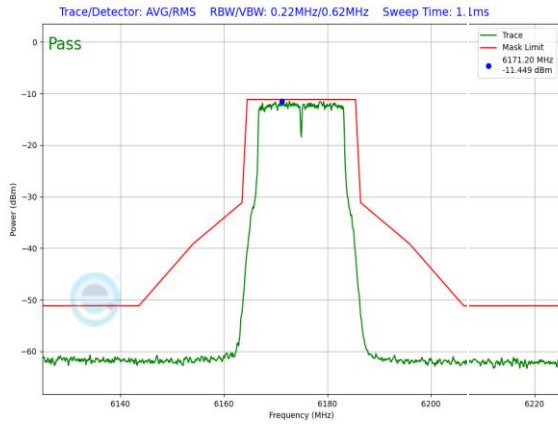
**Plot 7-844. SP In-Band Emission Plot Antenna 4a (40MHz 802.11ax (UNII Band 7) – Ch. 155, MCS11)**



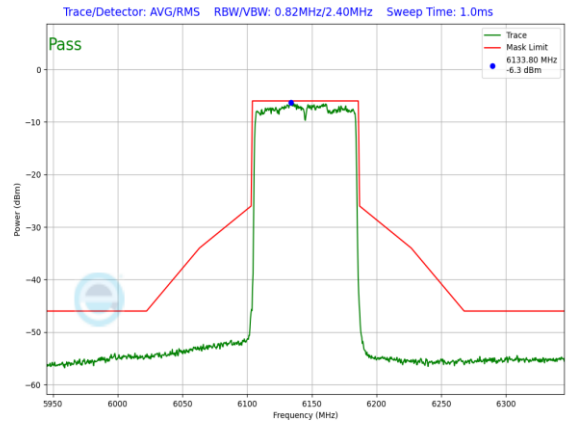
**Plot 7-846. SP In-Band Emission Plot Antenna 4a (160MHz 802.11ax (UNII Band 7) – Ch. 143, MCS11)**

FCC ID: BCGA2926 IC: 579C-A2926		MEASUREMENT REPORT (CERTIFICATION)	Approved by: Technical Manager
Test Report S/N: 1C2311270070-24-R1.BCG	Test Dates: 11/30/2023 - 04/05/2024	EUT Type: Tablet Device	Page 269 of 511

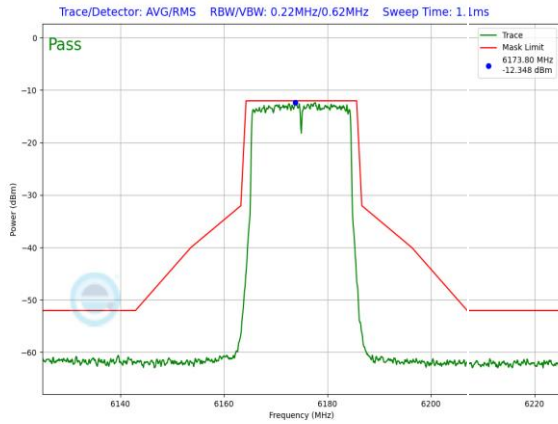
### 7.5.3 Antenna 2a In-Band Emission Measurements Low Data Rate



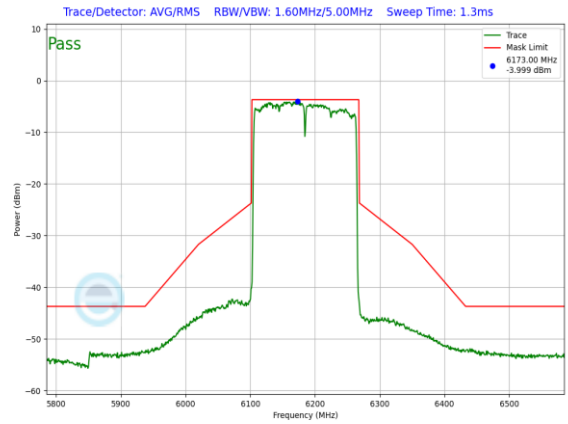
**Plot 7-847. LPI In-Band Emission Plot Antenna 2a (20MHz 802.11a (UNII Band 5) – Ch. 45, 12Mbps)**



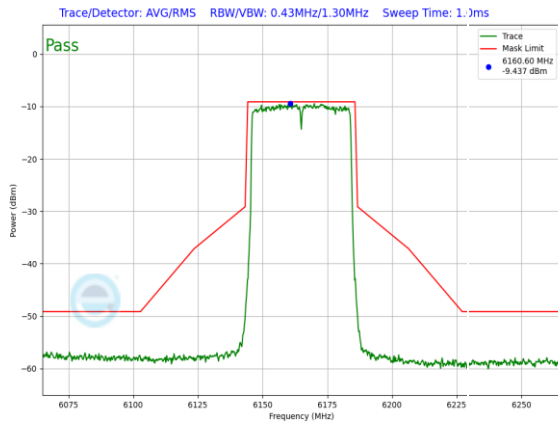
**Plot 7-850. LPI In-Band Emission Plot Antenna 2a (80MHz 802.11ax (UNII Band 5) – Ch. 39, MCS2)**



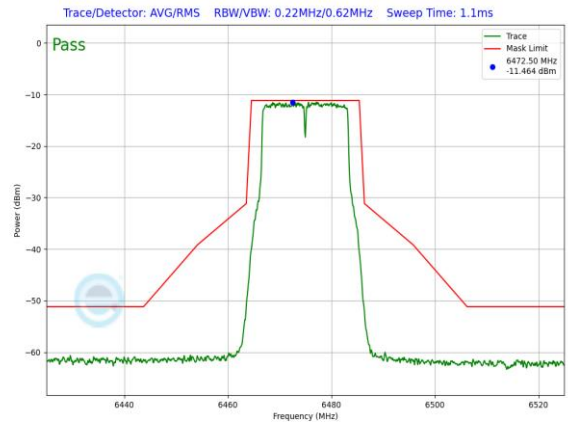
**Plot 7-848. LPI In-Band Emission Plot Antenna 2a (20MHz 802.11ax (UNII Band 5) – Ch. 45, MCS2)**



**Plot 7-851. LPI In-Band Emission Plot Antenna 2a (160MHz 802.11ax (UNII Band 5) – Ch. 47, MCS2)**

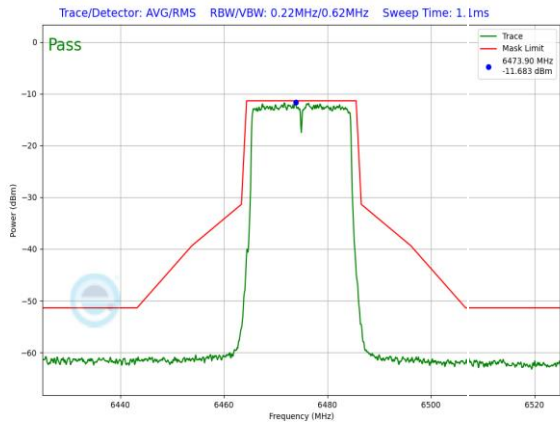


**Plot 7-849. LPI In-Band Emission Plot Antenna 2a (40MHz 802.11ax (UNII Band 5) – Ch. 43, MCS2)**

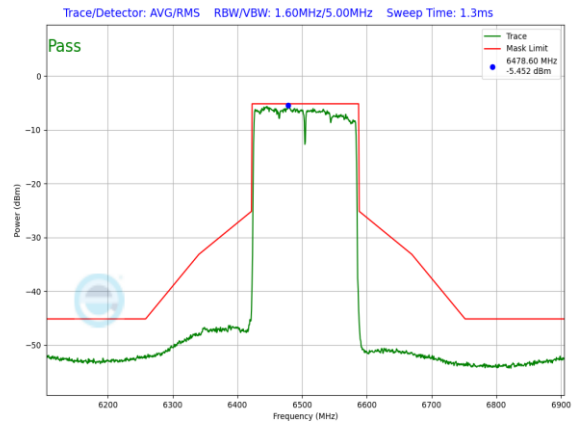


**Plot 7-852. LPI In-Band Emission Plot Antenna 2a (20MHz 802.11a (UNII Band 6) – Ch. 105, 12Mbps)**

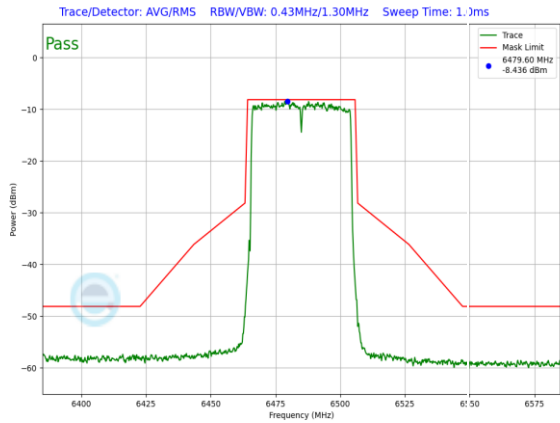
FCC ID: BCGA2926 IC: 579C-A2926		MEASUREMENT REPORT (CERTIFICATION)	Approved by: Technical Manager
Test Report S/N: 1C2311270070-24-R1.BCG	Test Dates: 11/30/2023 - 04/05/2024	EUT Type: Tablet Device	Page 270 of 511



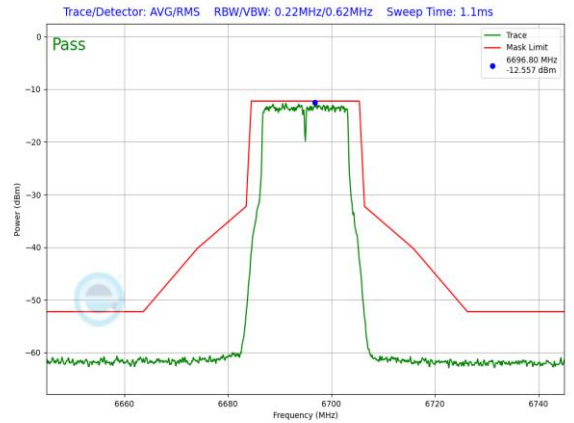
**Plot 7-853. LPI In-Band Emission Plot Antenna 2a (20MHz) 802.11ax (UNII Band 6) – Ch. 105, MCS2)**



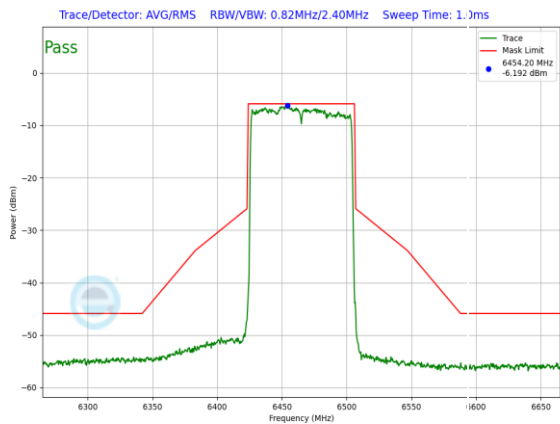
**Plot 7-856. LPI In-Band Emission Plot Antenna 2a (160MHz) 802.11ax (UNII Band 6) – Ch. 111, MCS2)**



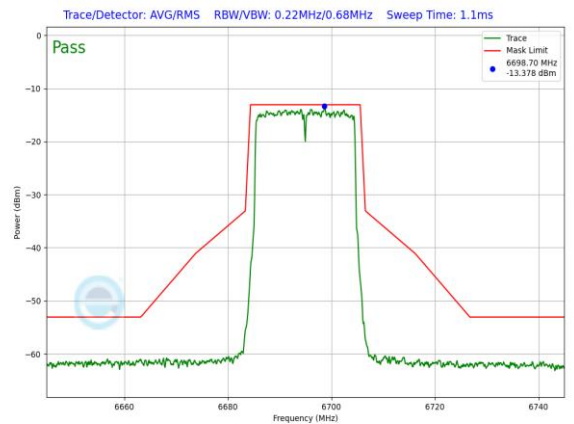
**Plot 7-854. LPI In-Band Emission Plot Antenna 2a (40MHz) 802.11ax (UNII Band 6) – Ch. 107, MCS2)**




**Plot 7-857. LPI In-Band Emission Plot Antenna 2a (20MHz) 802.11a (UNII Band 7) – Ch. 149, 12Mbps)**



**Plot 7-855. LPI In-Band Emission Plot Antenna 2a (80MHz) 802.11ax (UNII Band 6) – Ch. 103, MCS2)**



**Plot 7-858. LPI In-Band Emission Plot Antenna 2a (20MHz) 802.11ax (UNII Band 7) – Ch. 149, MCS2)**

FCC ID: BCGA2926 IC: 579C-A2926		MEASUREMENT REPORT (CERTIFICATION)	Approved by: Technical Manager
Test Report S/N: 1C2311270070-24-R1.BCG	Test Dates: 11/30/2023 - 04/05/2024	EUT Type: Tablet Device	Page 271 of 511