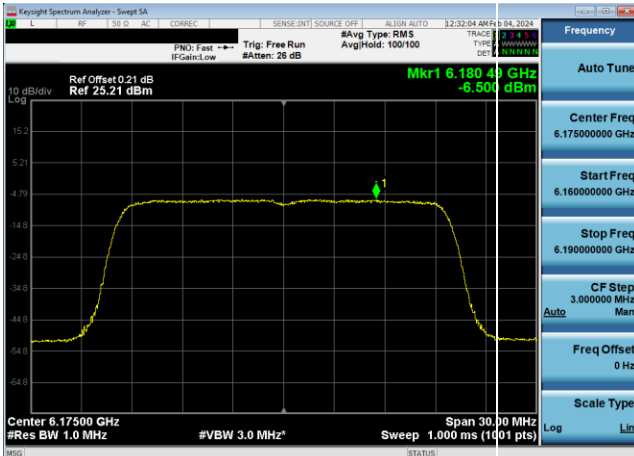
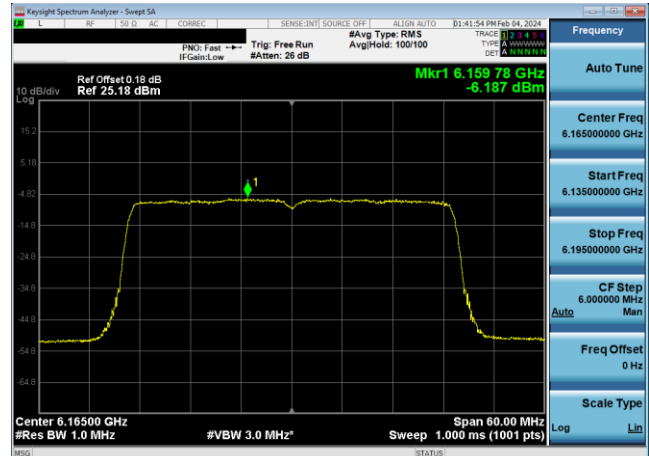


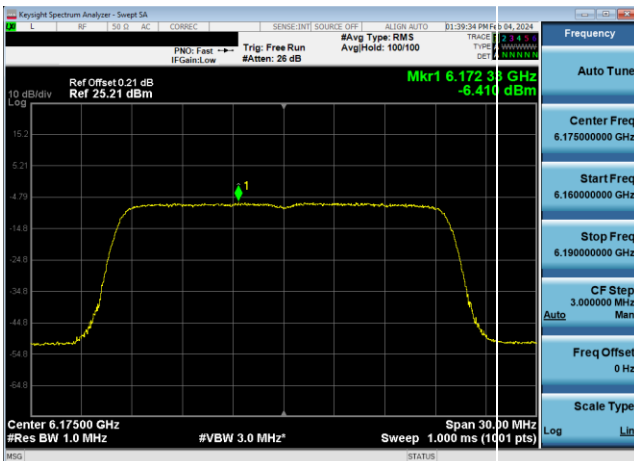
Mid Data Rate



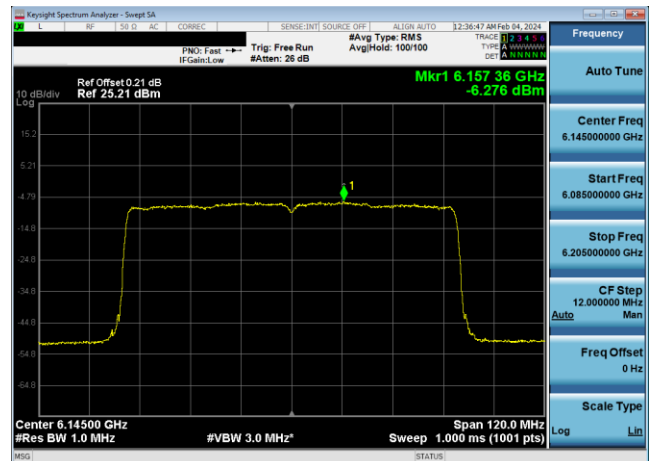
Plot 7-628. Power Spectral Density Plot SDM Diversity Antenna WF8 LPI (20MHz 802.11ax (UNII Band 5) – Ch. 45, MCS4)



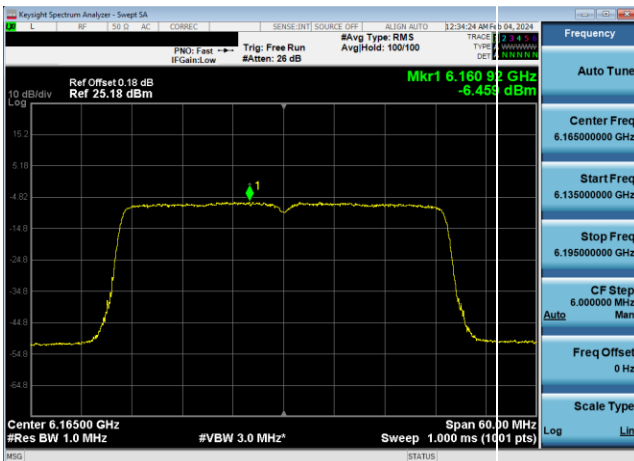
Plot 7-631. Power Spectral Density Plot SDM Diversity Antenna WF7 LPI (40MHz 802.11ax (UNII Band 5) – Ch. 43, MCS4)



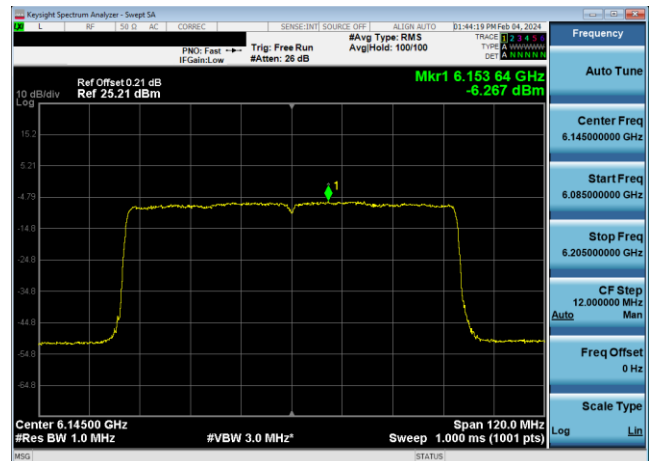
Plot 7-629. Power Spectral Density Plot SDM Diversity Antenna WF7 LPI (20MHz 802.11ax (UNII Band 5) – Ch. 45, MCS4)



Plot 7-632. Power Spectral Density Plot SDM Diversity Antenna WF8 LPI (80MHz 802.11ax (UNII Band 5) – Ch. 39, MCS4)

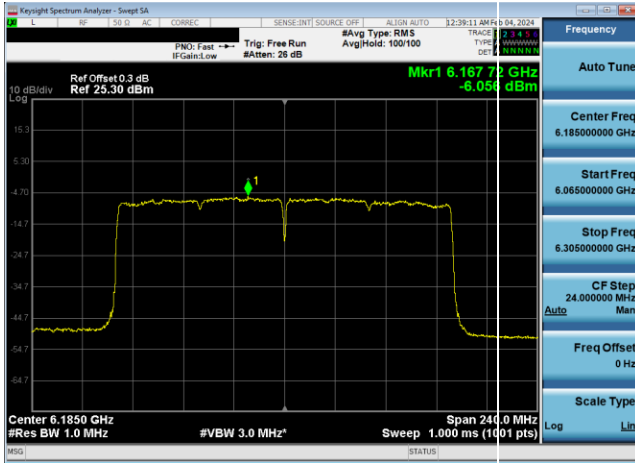


Plot 7-630. Power Spectral Density Plot SDM Diversity Antenna WF8 LPI (40MHz 802.11ax (UNII Band 5) – Ch. 43, MCS4)

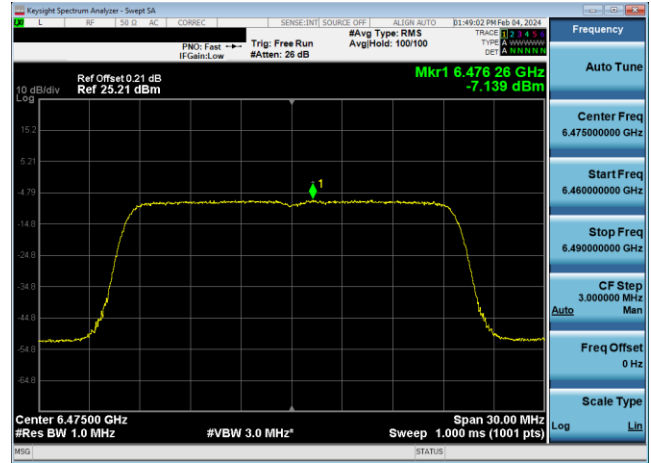


Plot 7-633. Power Spectral Density Plot SDM Diversity Antenna WF7 LPI (80MHz 802.11ax (UNII Band 5) – Ch. 39, MCS4)

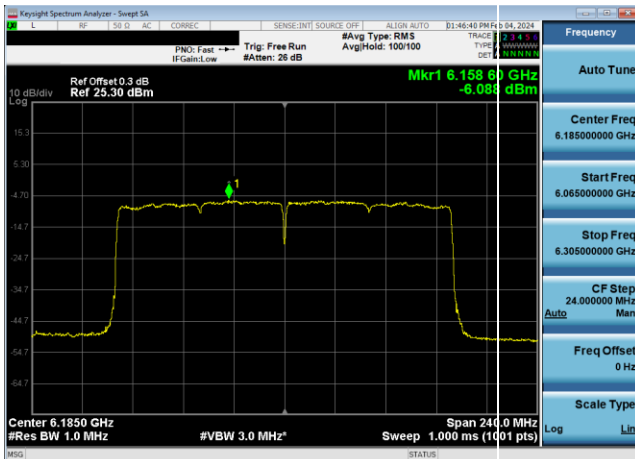
FCC ID: BCGA2925 IC: 579C-A2925		MEASUREMENT REPORT (CERTIFICATION)	Approved by: Technical Manager
Test Report S/N: 1C2311270069-13-R1.BCG	Test Dates: 01/08/2024 - 04/05/2024	EUT Type: Tablet Device	Page 224 of 525



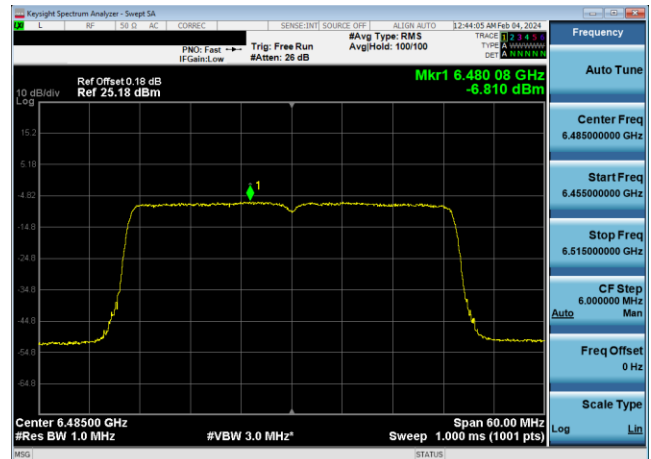
Plot 7-634. Power Spectral Density Plot SDM Diversity Antenna WF8 LPI (160MHz 802.11ax (UNII Band 5) – Ch. 47, MCS4)



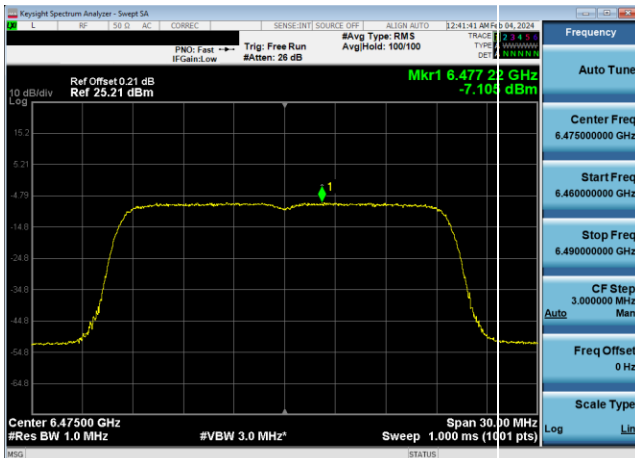
Plot 7-637. Power Spectral Density Plot SDM Diversity Antenna WF7 LPI (20MHz 802.11ax (UNII Band 6) – Ch. 105, MCS4)



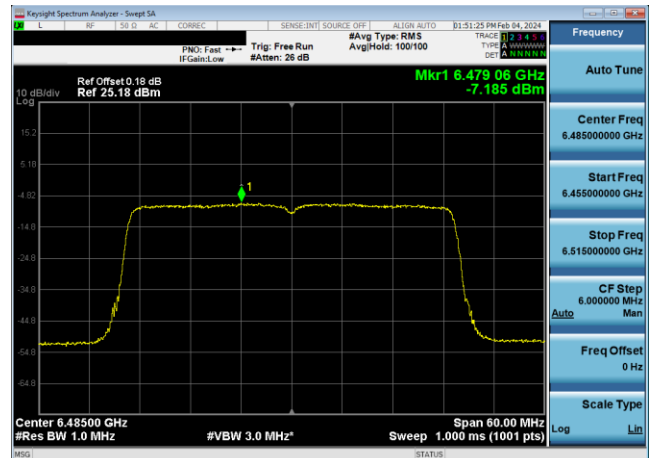
Plot 7-635. Power Spectral Density Plot SDM Diversity Antenna WF7 LPI (160MHz 802.11ax (UNII Band 5) – Ch. 47, MCS4)



Plot 7-638. Power Spectral Density Plot SDM Diversity Antenna WF8 LPI (40MHz 802.11ax (UNII Band 6) – Ch. 107, MCS4)

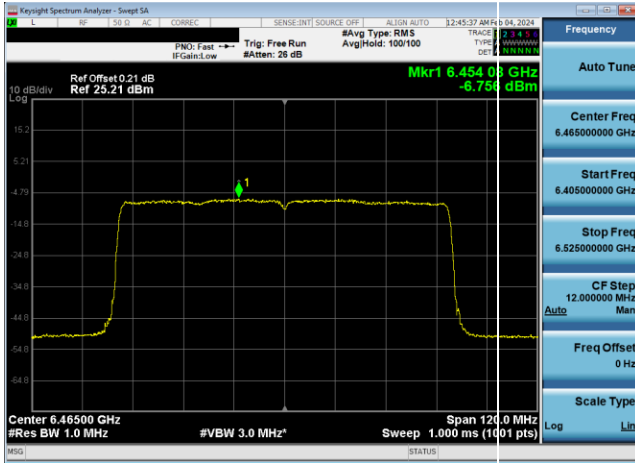


Plot 7-636. Power Spectral Density Plot SDM Diversity Antenna WF8 LPI (20MHz 802.11ax (UNII Band 6) – Ch. 105, MCS4)

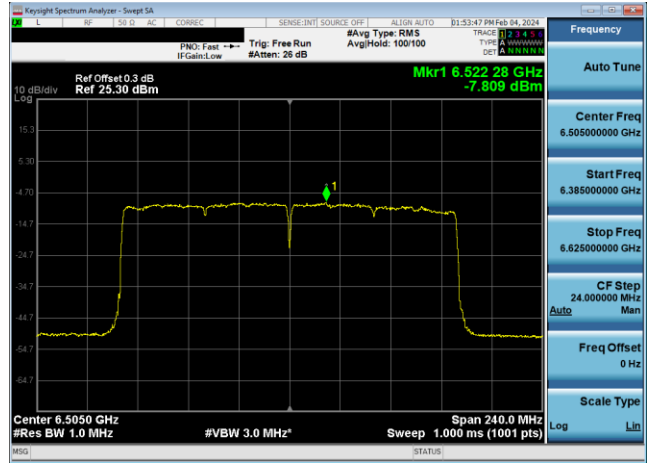


Plot 7-639. Power Spectral Density Plot SDM Diversity Antenna WF7 LPI (40MHz 802.11ax (UNII Band 6) – Ch. 107, MCS4)

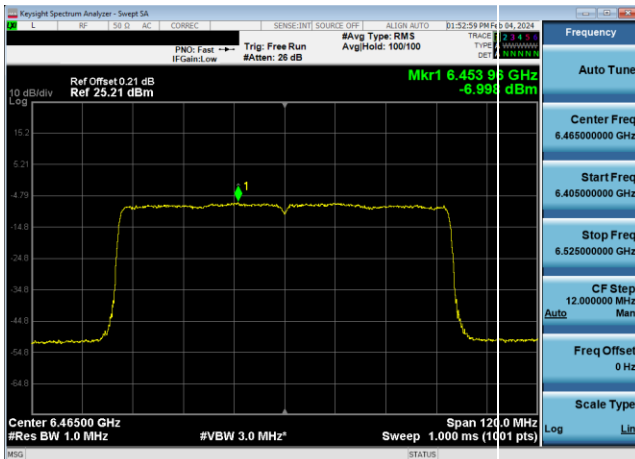
FCC ID: BCGA2925 IC: 579C-A2925		MEASUREMENT REPORT (CERTIFICATION)	Approved by: Technical Manager
Test Report S/N: 1C2311270069-13-R1.BCG	Test Dates: 01/08/2024 - 04/05/2024	EUT Type: Tablet Device	Page 225 of 525



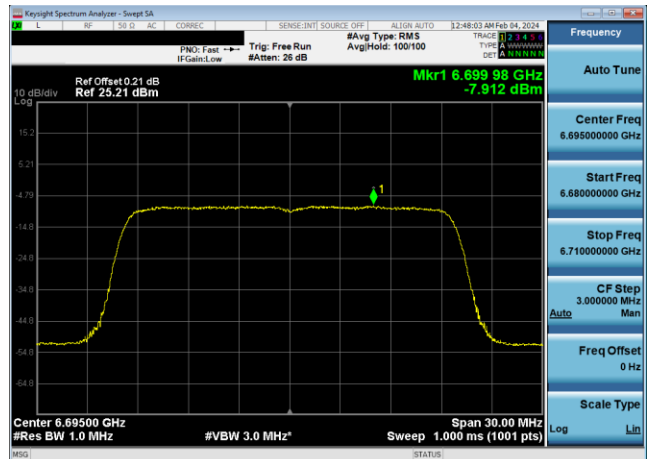
Plot 7-640. Power Spectral Density Plot SDM Diversity Antenna WF8 LPI (80MHz 802.11ax (UNII Band 6) – Ch. 103, MCS4)



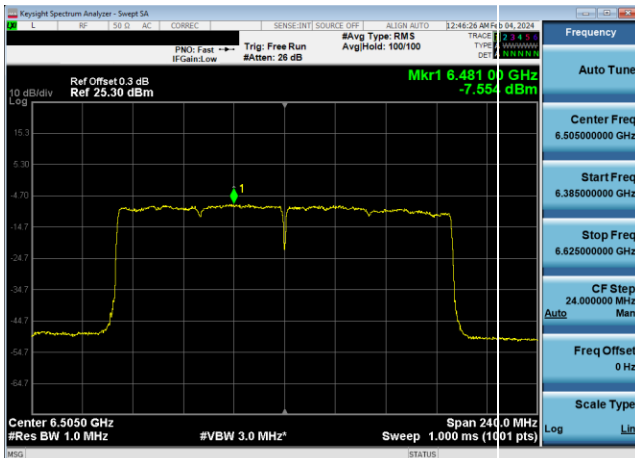
Plot 7-643. Power Spectral Density Plot SDM Diversity Antenna WF7 LPI (160MHz 802.11ax (UNII Band 6) – Ch. 111, MCS4)



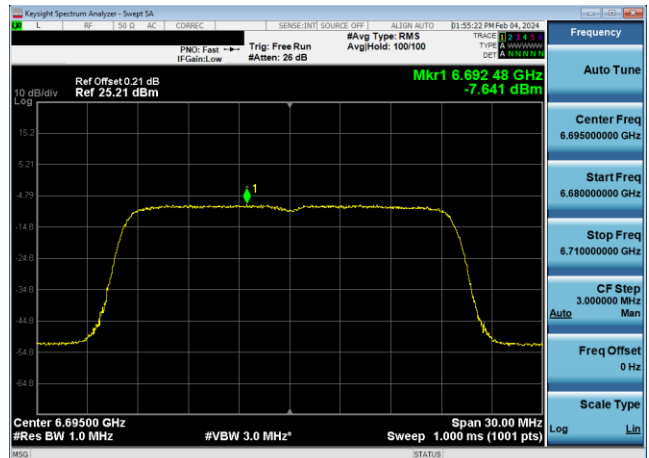
Plot 7-641. Power Spectral Density Plot SDM Diversity Antenna WF7 LPI (80MHz 802.11ax (UNII Band 6) – Ch. 103, MCS4)



Plot 7-644. Power Spectral Density Plot SDM Diversity Antenna WF8 LPI (20MHz 802.11ax (UNII Band 7) – Ch. 149, MCS4)

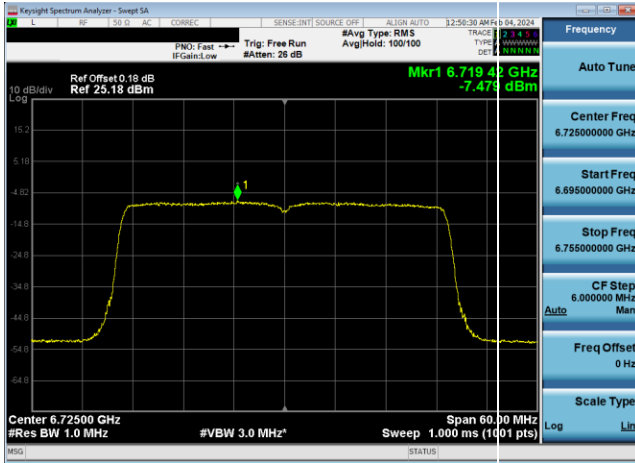


Plot 7-642. Power Spectral Density Plot SDM Diversity Antenna WF8 LPI (160MHz 802.11ax (UNII Band 6) – Ch. 111, MCS4)

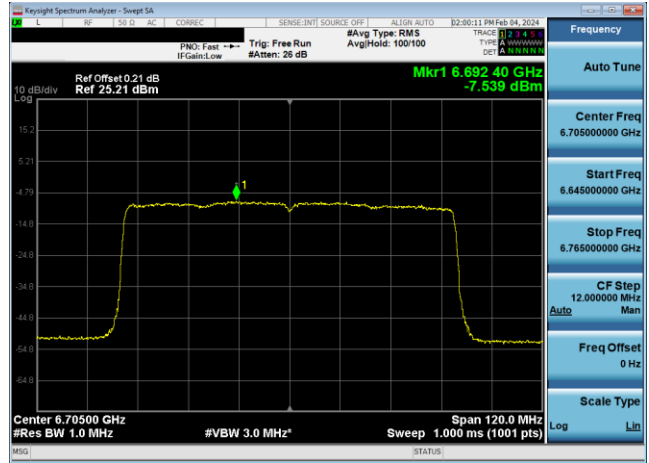


Plot 7-645. Power Spectral Density Plot SDM Diversity Antenna WF7 LPI (20MHz 802.11ax (UNII Band 7) – Ch. 149, MCS4)

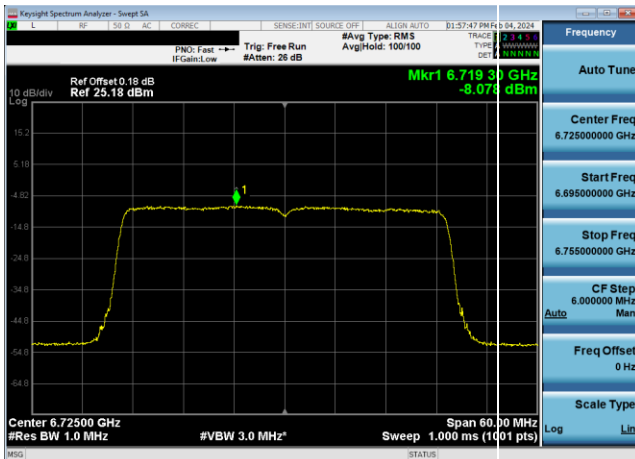
FCC ID: BCGA2925 IC: 579C-A2925		MEASUREMENT REPORT (CERTIFICATION)	Approved by: Technical Manager
Test Report S/N: 1C2311270069-13-R1.BCG	Test Dates: 01/08/2024 - 04/05/2024	EUT Type: Tablet Device	Page 226 of 525



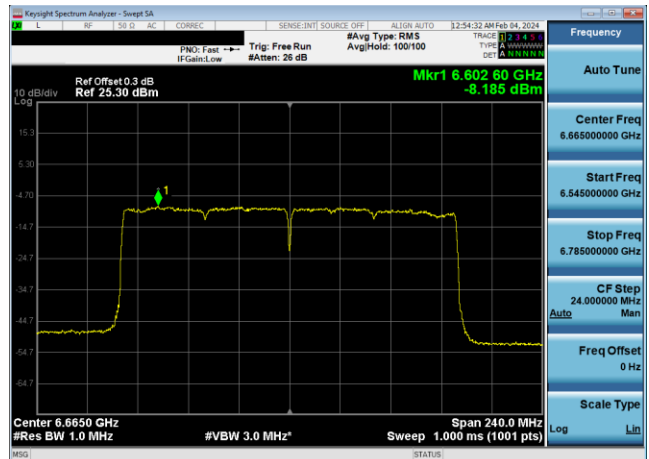
Plot 7-646. Power Spectral Density Plot SDM Diversity Antenna WF8 LPI (40MHz 802.11ax (UNII Band 7) – Ch. 155, MCS4)



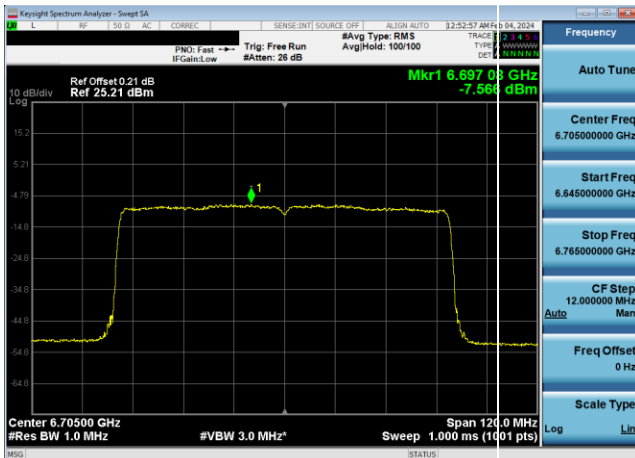
Plot 7-649. Power Spectral Density Plot SDM Diversity Antenna WF7 LPI (80MHz 802.11ax (UNII Band 7) – Ch. 151, MCS4)



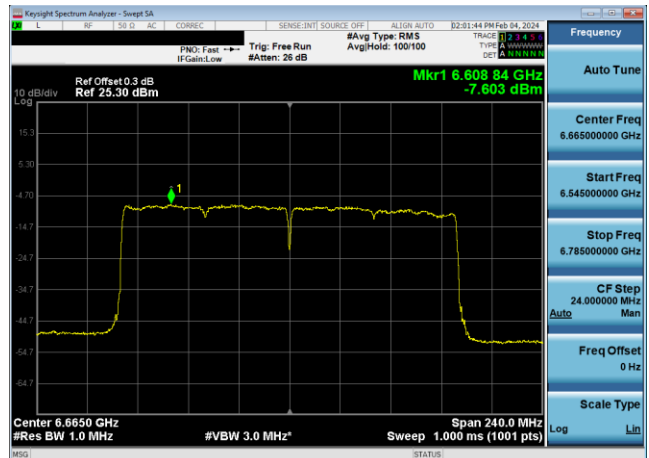
Plot 7-647. Power Spectral Density Plot SDM Diversity Antenna WF7 LPI (40MHz 802.11ax (UNII Band 7) – Ch. 155, MCS4)



Plot 7-650. Power Spectral Density Plot SDM Diversity Antenna WF8 LPI (160MHz 802.11ax (UNII Band 7) – Ch. 143, MCS4)



Plot 7-648. Power Spectral Density Plot SDM Diversity Antenna WF8 LPI (80MHz 802.11ax (UNII Band 7) – Ch. 151, MCS4)

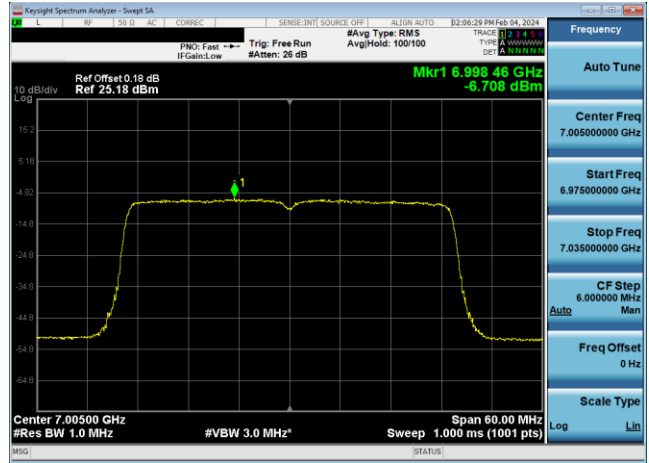


Plot 7-651. Power Spectral Density Plot SDM Diversity Antenna WF7 LPI (160MHz 802.11ax (UNII Band 7) – Ch. 143, MCS4)

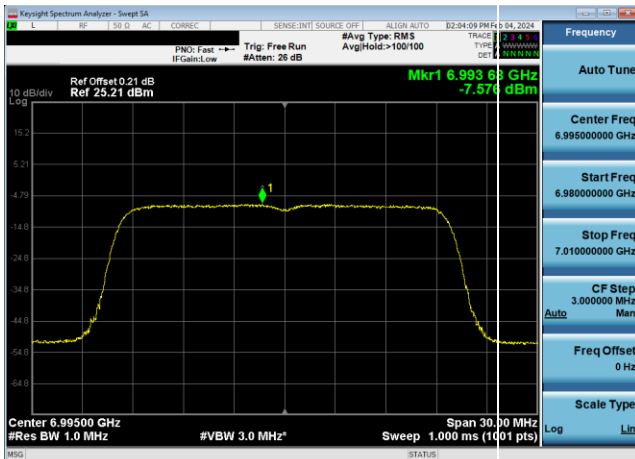
FCC ID: BCGA2925 IC: 579C-A2925		MEASUREMENT REPORT (CERTIFICATION)	Approved by: Technical Manager
Test Report S/N: 1C2311270069-13-R1.BCG	Test Dates: 01/08/2024 - 04/05/2024	EUT Type: Tablet Device	Page 227 of 525



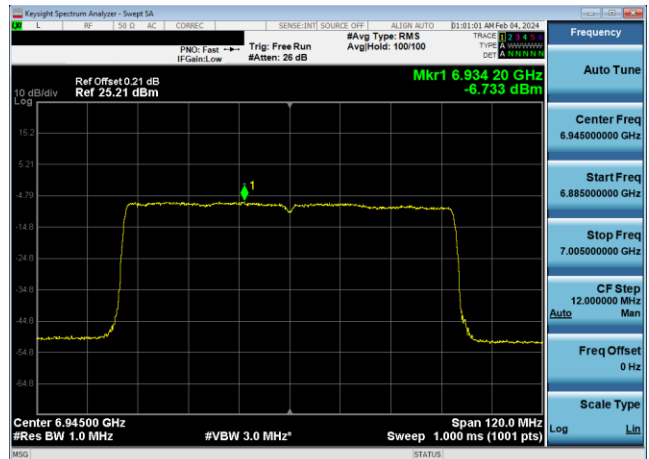
Plot 7-652. Power Spectral Density Plot SDM Diversity Antenna WF8 LPI (20MHz 802.11ax (UNII Band 8) – Ch. 209, MCS4)



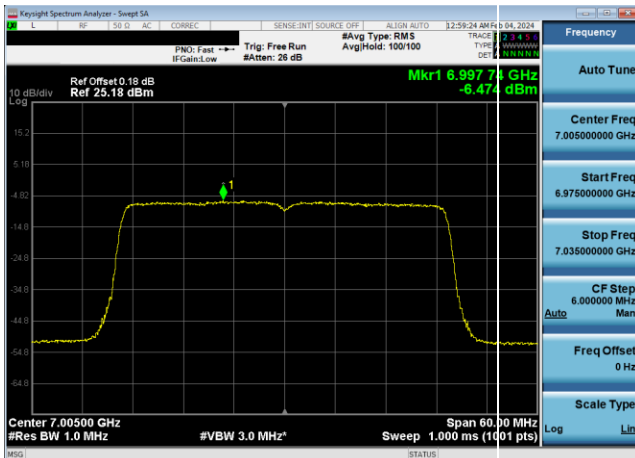
Plot 7-655. Power Spectral Density Plot SDM Diversity Antenna WF7 LPI (40MHz 802.11ax (UNII Band 8) – Ch. 211, MCS4)



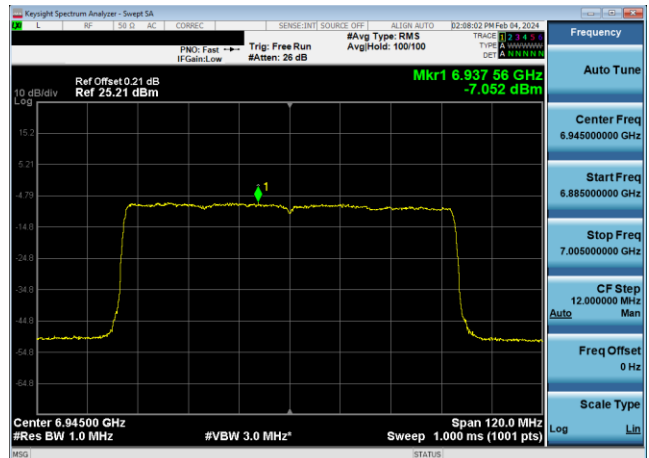
Plot 7-653. Power Spectral Density Plot SDM Diversity Antenna WF7 LPI (20MHz 802.11ax (UNII Band 8) – Ch. 209, MCS4)



Plot 7-656. Power Spectral Density Plot SDM Diversity Antenna WF8 LPI (80MHz 802.11ax (UNII Band 8) – Ch. 199, MCS4)



Plot 7-654. Power Spectral Density Plot SDM Diversity Antenna WF8 LPI (40MHz 802.11ax (UNII Band 8) – Ch. 211, MCS4)

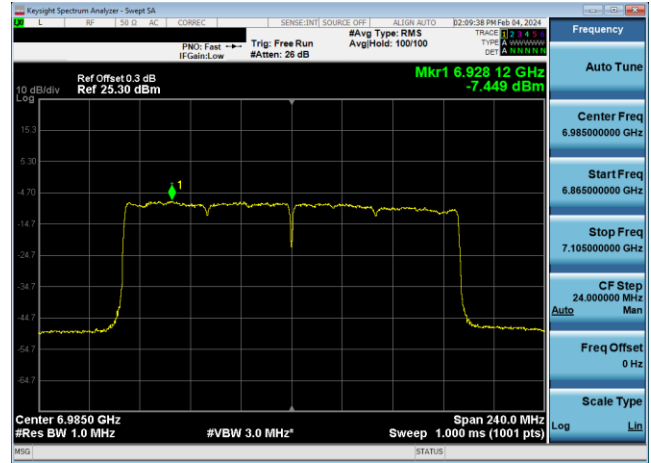


Plot 7-657. Power Spectral Density Plot SDM Diversity Antenna WF7 LPI (80MHz 802.11ax (UNII Band 8) – Ch. 199, MCS4)

FCC ID: BCGA2925 IC: 579C-A2925		MEASUREMENT REPORT (CERTIFICATION)	Approved by: Technical Manager
Test Report S/N: 1C2311270069-13-R1.BCG	Test Dates: 01/08/2024 - 04/05/2024	EUT Type: Tablet Device	Page 228 of 525



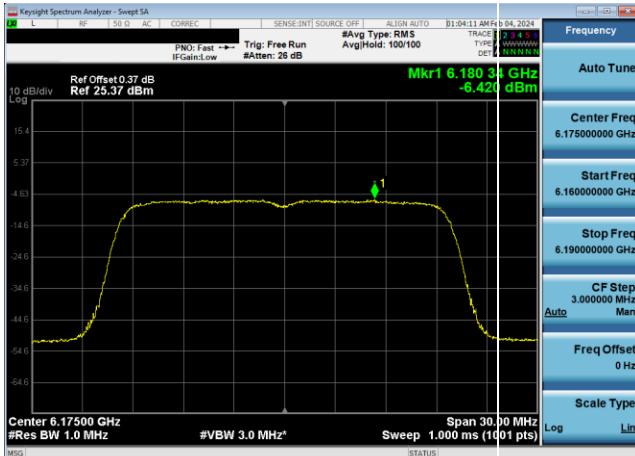
Plot 7-658. Power Spectral Density Plot SDM Diversity Antenna WF8 LPI (160MHz 802.11ax (UNII Band 8) – Ch. 207, MCS4)



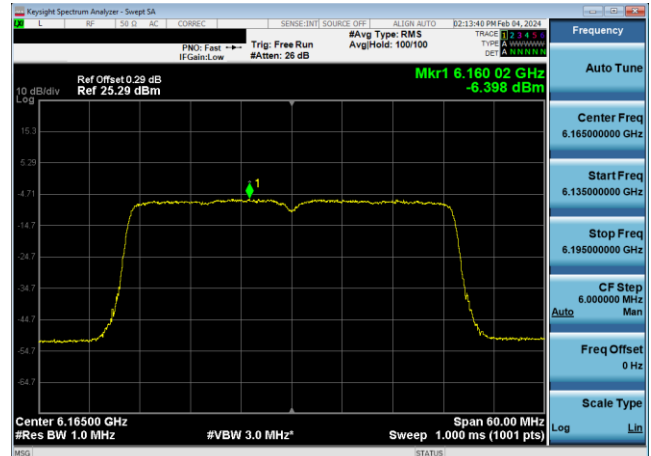
Plot 7-659. Power Spectral Density Plot SDM Diversity Antenna WF7 LPI (160MHz 802.11ax (UNII Band 8) – Ch. 207, MCS4)

FCC ID: BCGA2925 IC: 579C-A2925		MEASUREMENT REPORT (CERTIFICATION)	Approved by: Technical Manager
Test Report S/N: 1C2311270069-13-R1.BCG	Test Dates: 01/08/2024 - 04/05/2024	EUT Type: Tablet Device	Page 229 of 525

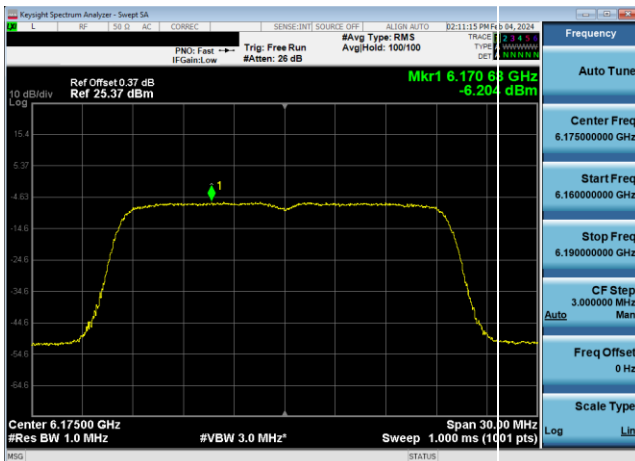
High Data Rate



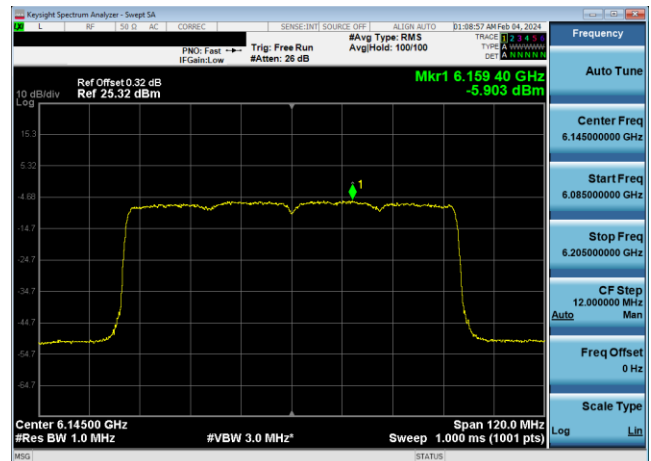
Plot 7-660. Power Spectral Density Plot SDM Diversity Antenna WF8 LPI (20MHz 802.11ax (UNII Band 5) – Ch. 45, MCS11)



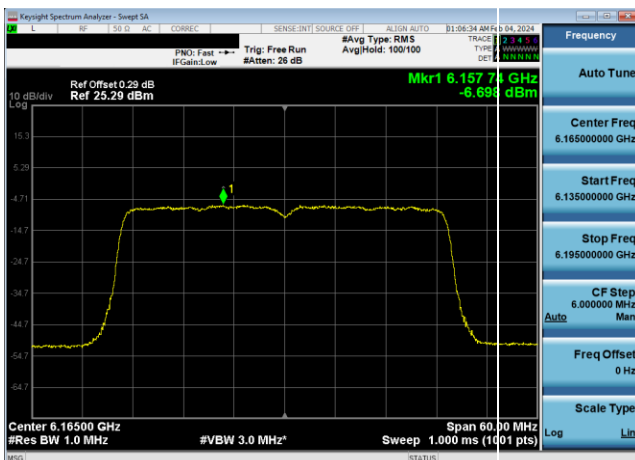
Plot 7-663. Power Spectral Density Plot SDM Diversity Antenna WF7 LPI (40MHz 802.11ax (UNII Band 5) – Ch. 43, MCS11)



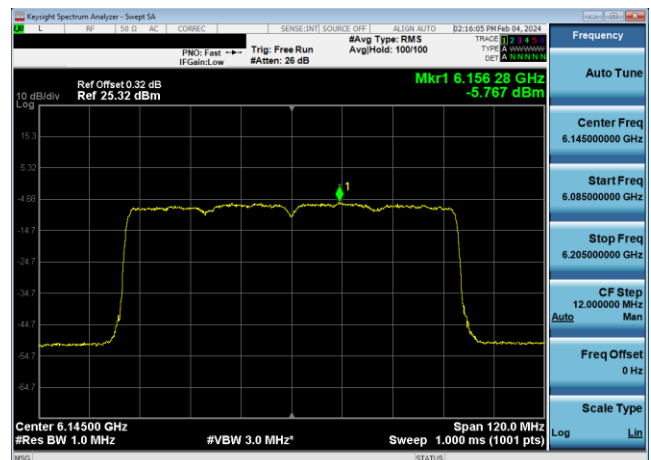
Plot 7-661. Power Spectral Density Plot SDM Diversity Antenna WF7 LPI (20MHz 802.11ax (UNII Band 5) – Ch. 45, MCS11)



Plot 7-664. Power Spectral Density Plot SDM Diversity Antenna WF8 LPI (80MHz 802.11ax (UNII Band 5) – Ch. 39, MCS11)

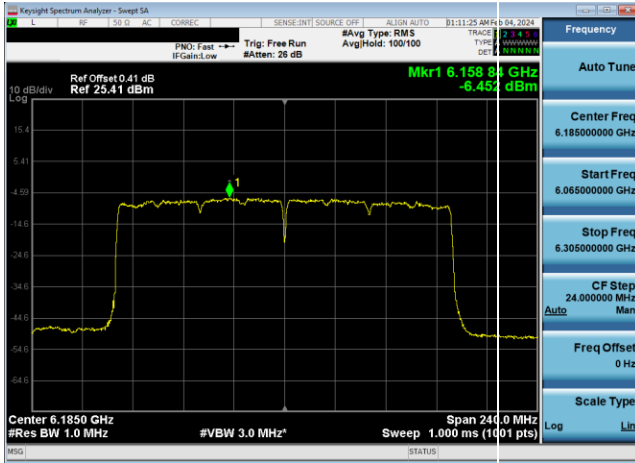


Plot 7-662. Power Spectral Density Plot SDM Diversity Antenna WF8 LPI (40MHz 802.11ax (UNII Band 5) – Ch. 43, MCS11)

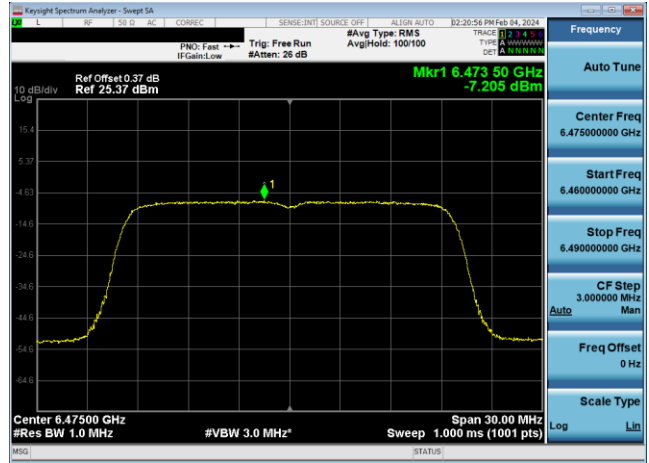


Plot 7-665. Power Spectral Density Plot SDM Diversity Antenna WF7 LPI (80MHz 802.11ax (UNII Band 5) – Ch. 39, MCS11)

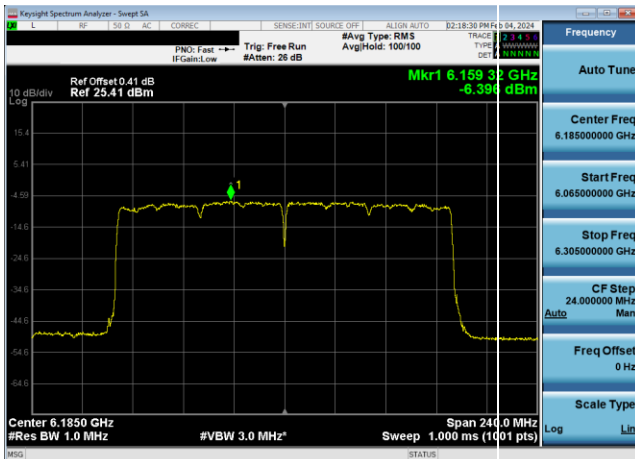
FCC ID: BCGA2925 IC: 579C-A2925		MEASUREMENT REPORT (CERTIFICATION)	Approved by: Technical Manager
Test Report S/N: 1C2311270069-13-R1.BCG	Test Dates: 01/08/2024 - 04/05/2024	EUT Type: Tablet Device	Page 230 of 525



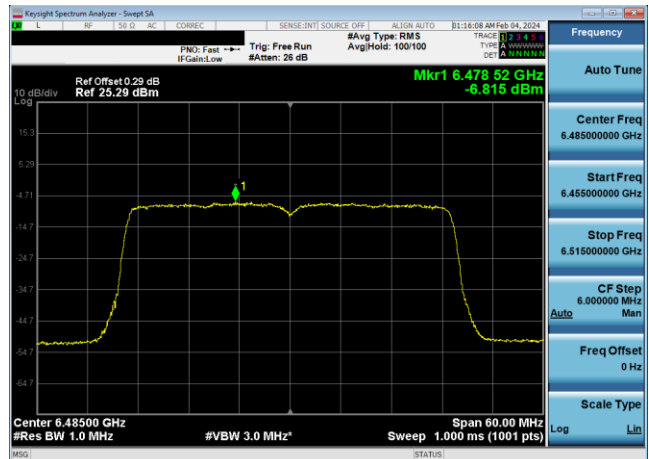
Plot 7-666. Power Spectral Density Plot SDM Diversity Antenna Wf8 LPI (160MHz 802.11ax (UNII Band 5) – Ch. 47, MCS11)



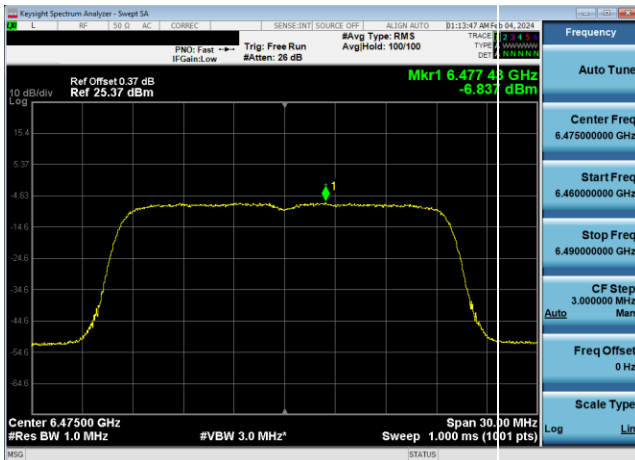
Plot 7-669. Power Spectral Density Plot SDM Diversity Antenna Wf7 LPI (20MHz 802.11ax (UNII Band 6) – Ch. 105, MCS11)



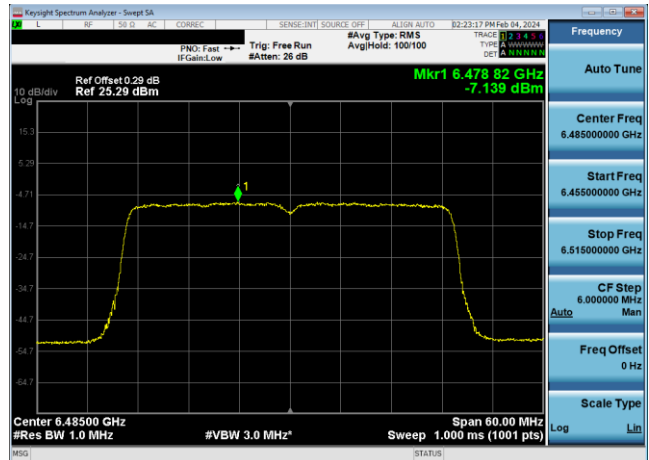
Plot 7-667. Power Spectral Density Plot SDM Diversity Antenna Wf7 LPI (160MHz 802.11ax (UNII Band 5) – Ch. 47, MCS11)



Plot 7-670. Power Spectral Density Plot SDM Diversity Antenna Wf8 LPI (40MHz 802.11ax (UNII Band 6) – Ch. 107, MCS11)

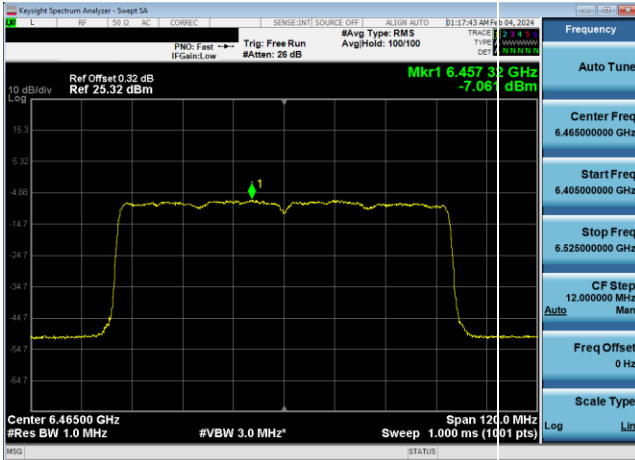


Plot 7-668. Power Spectral Density Plot SDM Diversity Antenna Wf8 LPI (20MHz 802.11ax (UNII Band 6) – Ch. 105, MCS11)

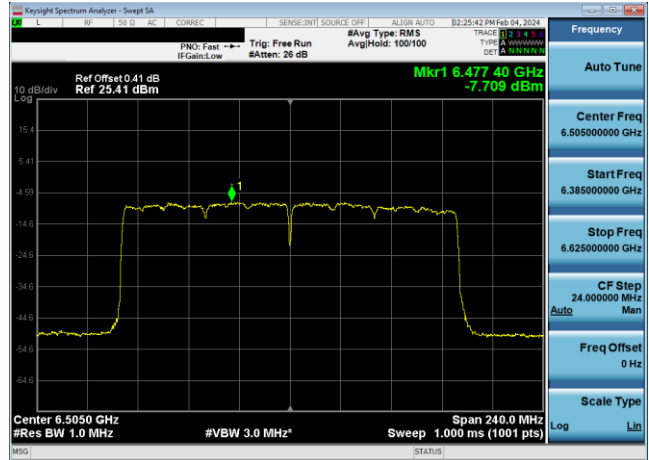


Plot 7-671. Power Spectral Density Plot SDM Diversity Antenna Wf7 LPI (40MHz 802.11ax (UNII Band 6) – Ch. 107, MCS11)

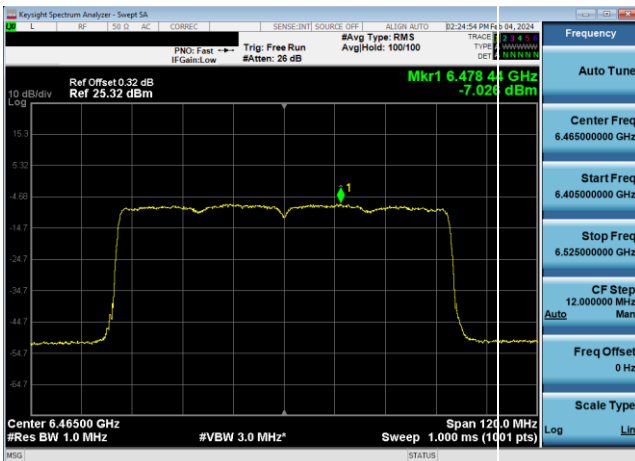
FCC ID: BCGA2925 IC: 579C-A2925		MEASUREMENT REPORT (CERTIFICATION)	Approved by: Technical Manager
Test Report S/N: 1C2311270069-13-R1.BCG	Test Dates: 01/08/2024 - 04/05/2024	EUT Type: Tablet Device	Page 231 of 525



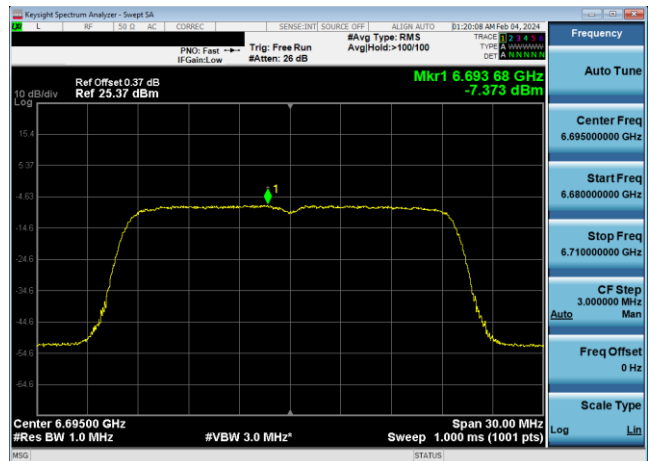
Plot 7-672. Power Spectral Density Plot SDM Diversity Antenna WF8 LPI (80MHz 802.11ax (UNII Band 6) – Ch. 103, MCS11)



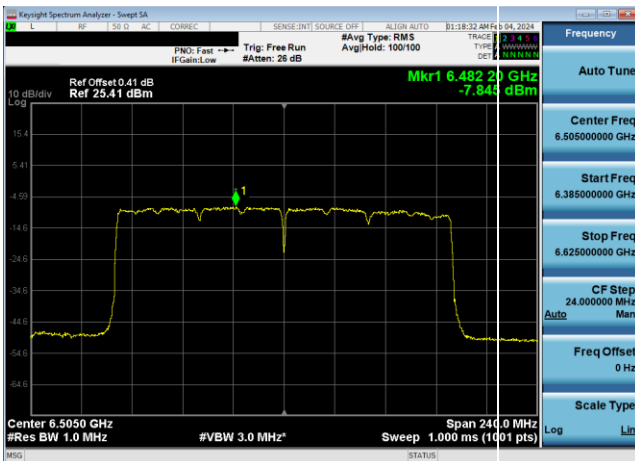
Plot 7-675. Power Spectral Density Plot SDM Diversity Antenna WF7 LPI (160MHz 802.11ax (UNII Band 6) – Ch. 111, MCS11)



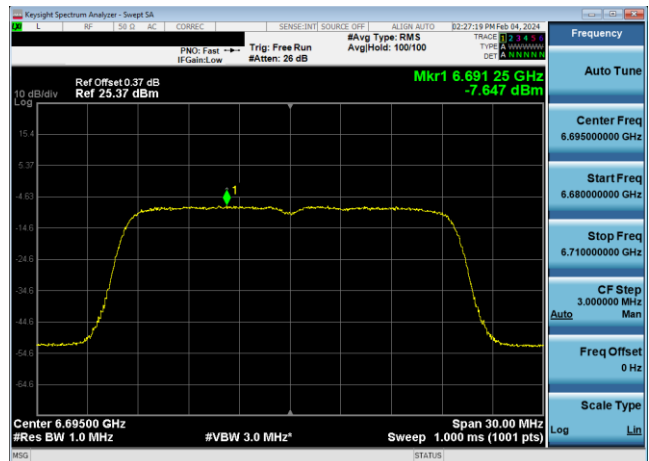
Plot 7-673. Power Spectral Density Plot SDM Diversity Antenna WF7 LPI (80MHz 802.11ax (UNII Band 6) – Ch. 103, MCS11)



Plot 7-676. Power Spectral Density Plot SDM Diversity Antenna WF8 LPI (20MHz 802.11ax (UNII Band 7) – Ch. 149, MCS11)

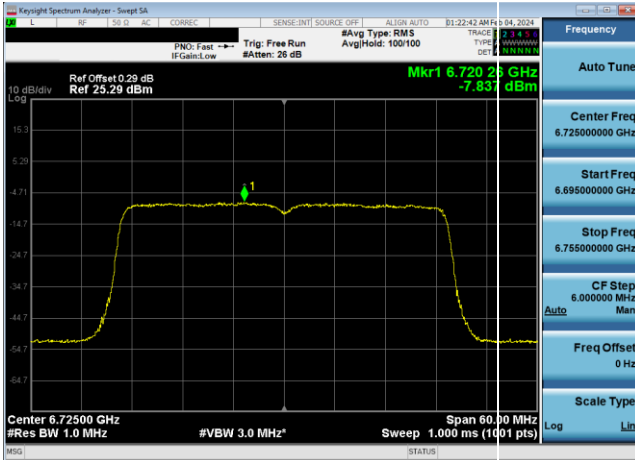


Plot 7-674. Power Spectral Density Plot SDM Diversity Antenna WF8 LPI (160MHz 802.11ax (UNII Band 6) – Ch. 111, MCS11)

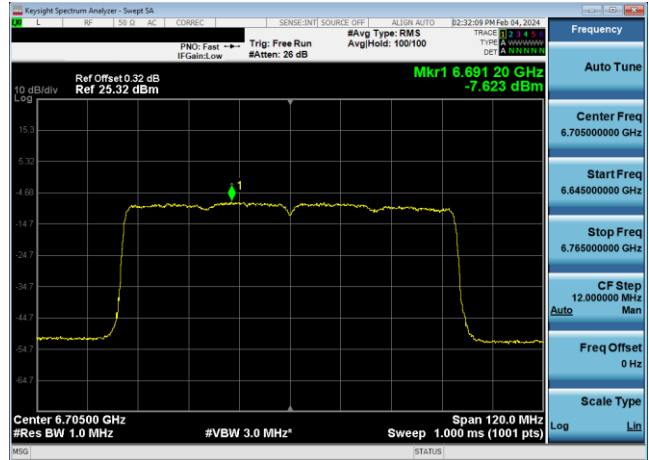


Plot 7-677. Power Spectral Density Plot SDM Diversity Antenna WF7 LPI (20MHz 802.11ax (UNII Band 7) – Ch. 149, MCS11)

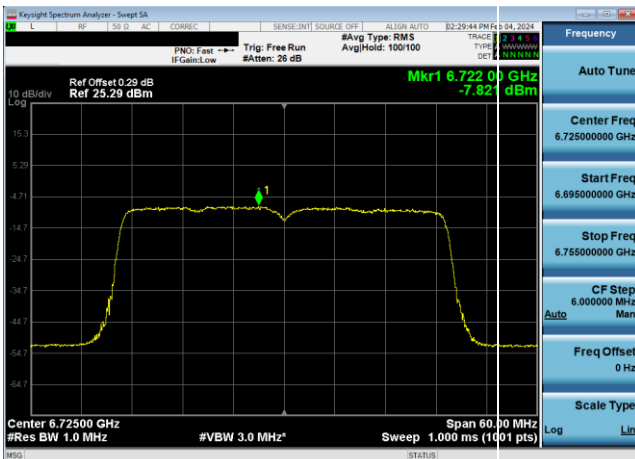
FCC ID: BCGA2925 IC: 579C-A2925		MEASUREMENT REPORT (CERTIFICATION)	Approved by: Technical Manager
Test Report S/N: 1C2311270069-13-R1.BCG	Test Dates: 01/08/2024 - 04/05/2024	EUT Type: Tablet Device	Page 232 of 525



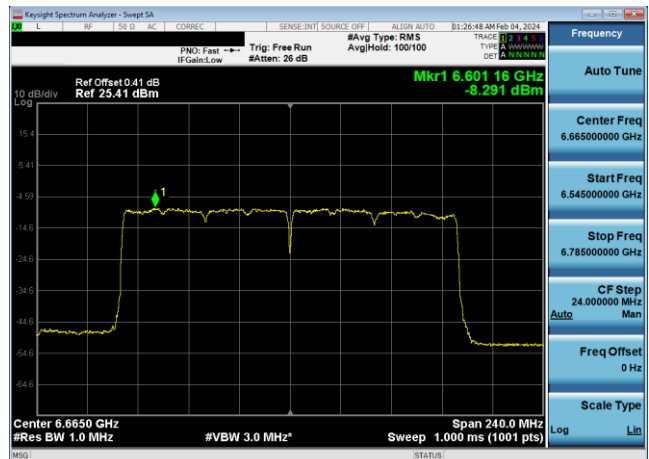
Plot 7-678. Power Spectral Density Plot SDM Diversity Antenna WF8 LPI (40MHz 802.11ax (UNII Band 7) – Ch. 155, MCS11)



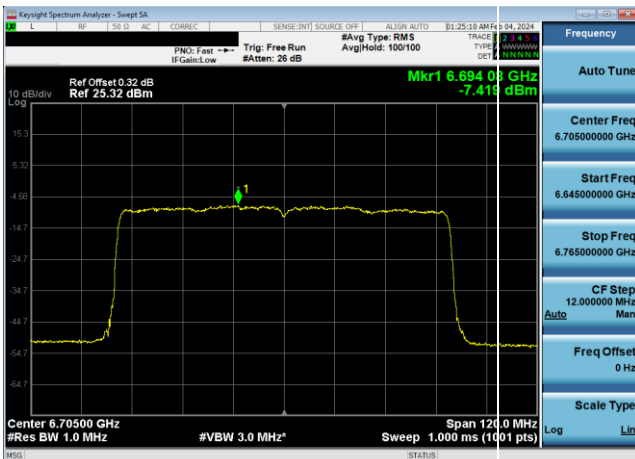
Plot 7-681. Power Spectral Density Plot SDM Diversity Antenna WF7 LPI (80MHz 802.11ax (UNII Band 7) – Ch. 151, MCS11)



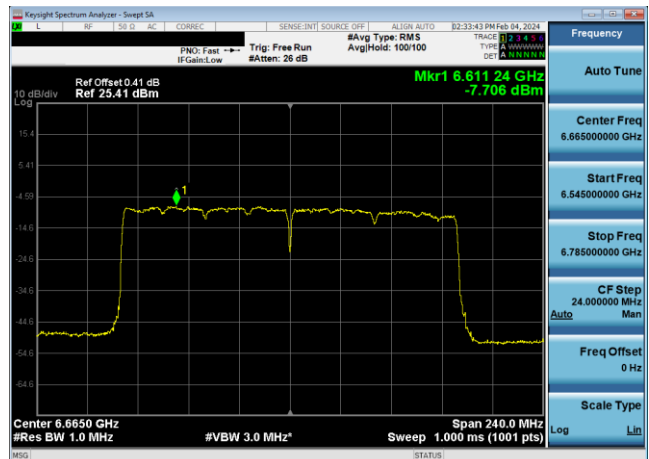
Plot 7-679. Power Spectral Density Plot SDM Diversity Antenna WF7 LPI (40MHz 802.11ax (UNII Band 7) – Ch. 155, MCS11)



Plot 7-682. Power Spectral Density Plot SDM Diversity Antenna WF8 LPI (160MHz 802.11ax (UNII Band 7) – Ch. 143, MCS11)

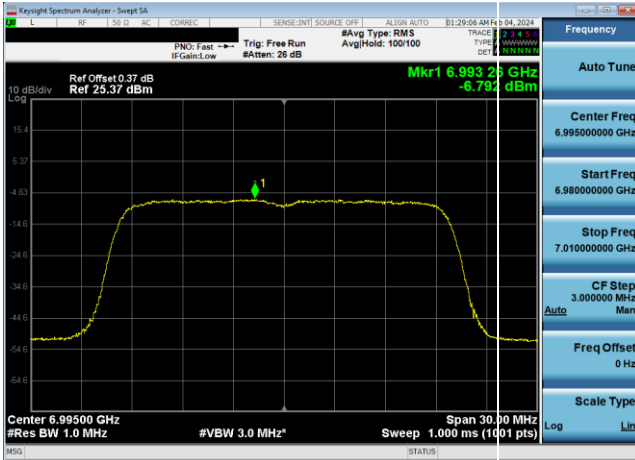


Plot 7-680. Power Spectral Density Plot SDM Diversity Antenna WF8 LPI (80MHz 802.11ax (UNII Band 7) – Ch. 151, MCS11)

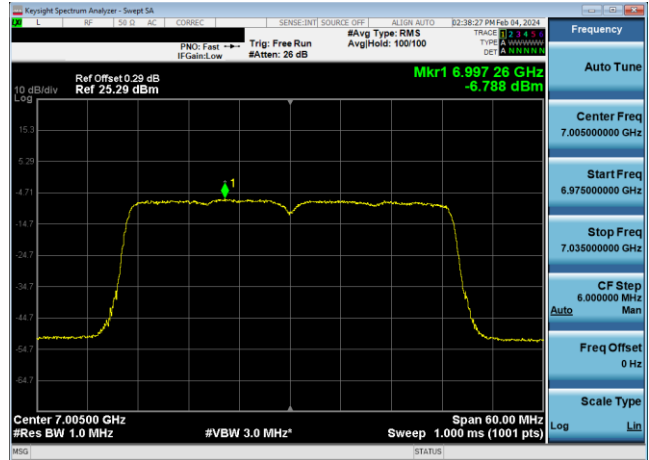


Plot 7-683. Power Spectral Density Plot SDM Diversity Antenna WF7 LPI (160MHz 802.11ax (UNII Band 7) – Ch. 143, MCS11)

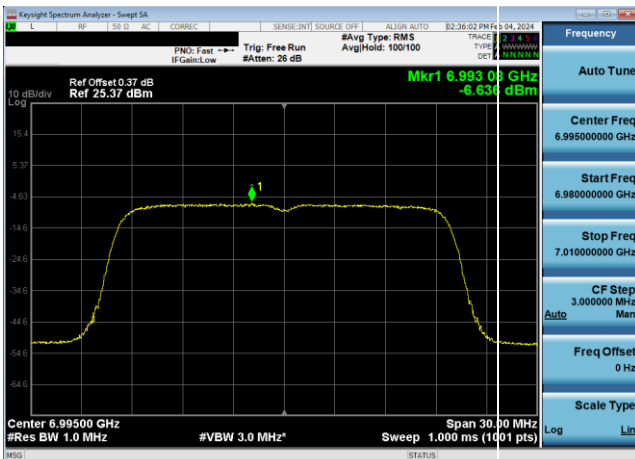
FCC ID: BCGA2925 IC: 579C-A2925		MEASUREMENT REPORT (CERTIFICATION)	Approved by: Technical Manager
Test Report S/N: 1C2311270069-13-R1.BCG	Test Dates: 01/08/2024 - 04/05/2024	EUT Type: Tablet Device	Page 233 of 525



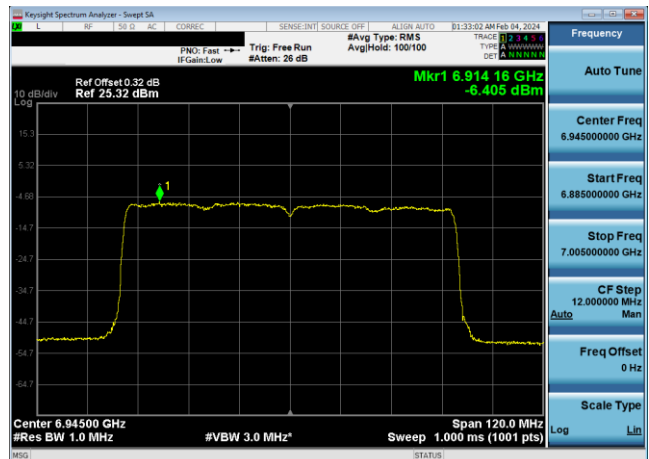
Plot 7-684. Power Spectral Density Plot SDM Diversity Antenna Wf8 LPI (20MHz 802.11ax (UNII Band 8) – Ch. 209, MCS11)



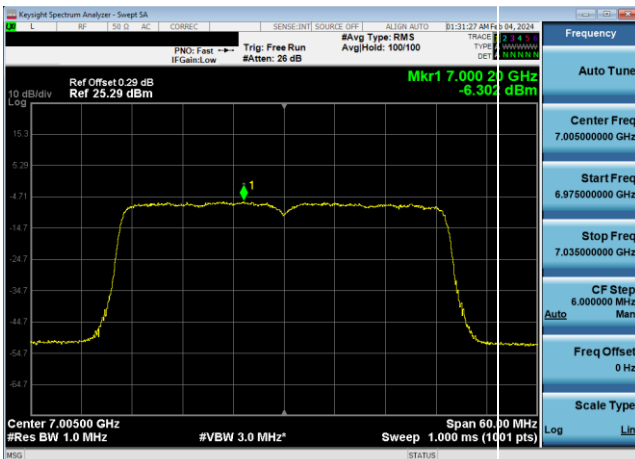
Plot 7-687. Power Spectral Density Plot SDM Diversity Antenna Wf7 LPI (40MHz 802.11ax (UNII Band 8) – Ch. 211, MCS11)



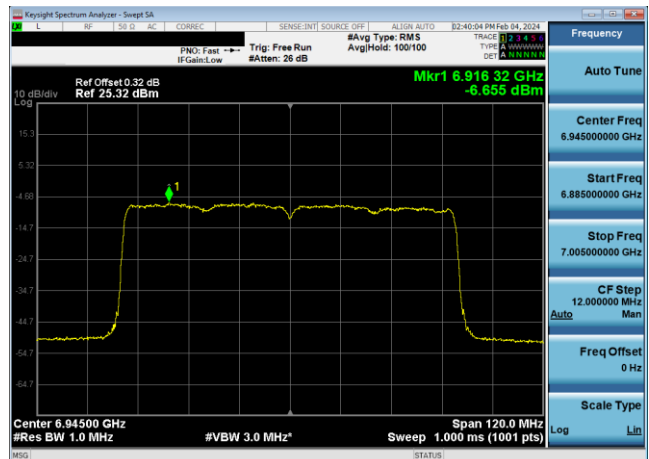
Plot 7-685. Power Spectral Density Plot SDM Diversity Antenna Wf7 LPI (20MHz 802.11ax (UNII Band 8) – Ch. 209, MCS11)



Plot 7-688. Power Spectral Density Plot SDM Diversity Antenna Wf8 LPI (80MHz 802.11ax (UNII Band 8) – Ch. 199, MCS11)

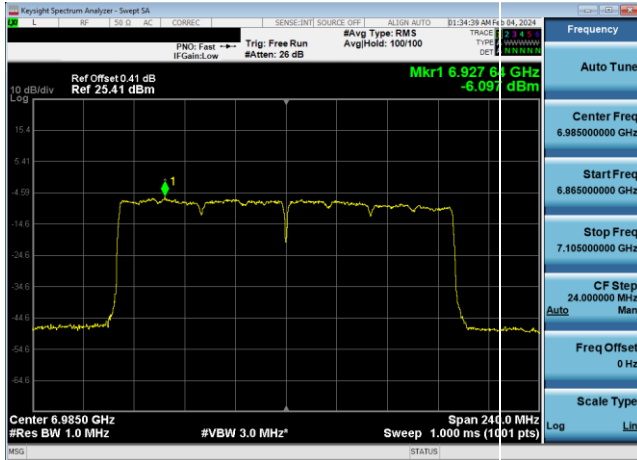


Plot 7-686. Power Spectral Density Plot SDM Diversity Antenna Wf8 LPI (40MHz 802.11ax (UNII Band 8) – Ch. 211, MCS11)

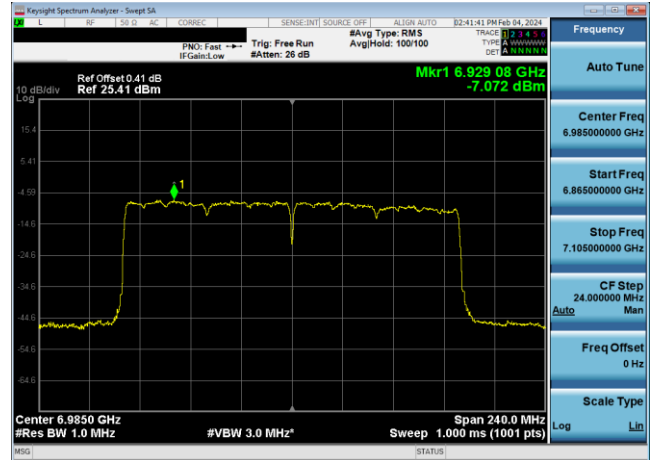


Plot 7-689. Power Spectral Density Plot SDM Diversity Antenna Wf7 LPI (80MHz 802.11ax (UNII Band 8) – Ch. 199, MCS11)

FCC ID: BCGA2925 IC: 579C-A2925		MEASUREMENT REPORT (CERTIFICATION)	Approved by: Technical Manager
Test Report S/N: 1C2311270069-13-R1.BCG	Test Dates: 01/08/2024 - 04/05/2024	EUT Type: Tablet Device	Page 234 of 525



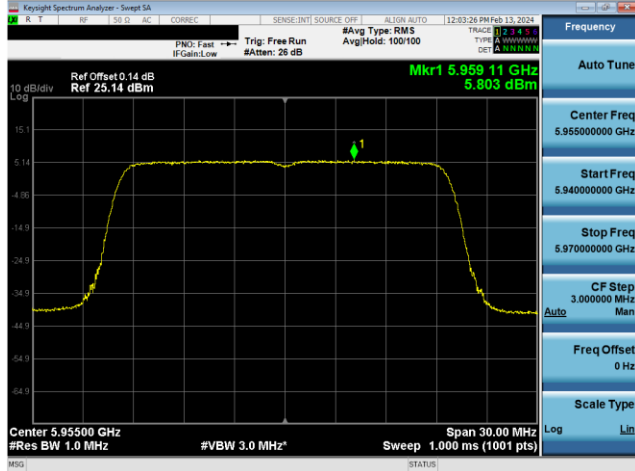
Plot 7-690. Power Spectral Density Plot SDM Diversity Antenna WF8 LPI (160MHz 802.11ax (UNII Band 8) – Ch. 207, MCS11)



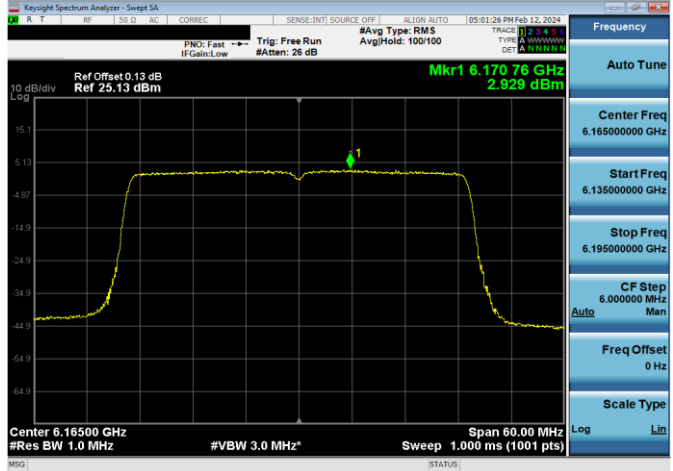
Plot 7-691. Power Spectral Density Plot SDM Diversity Antenna WF7 LPI (160MHz 802.11ax (UNII Band 8) – Ch. 207, MCS11)

FCC ID: BCGA2925 IC: 579C-A2925		MEASUREMENT REPORT (CERTIFICATION)	Approved by: Technical Manager
Test Report S/N: 1C2311270069-13-R1.BCG	Test Dates: 01/08/2024 - 04/05/2024	EUT Type: Tablet Device	Page 235 of 525

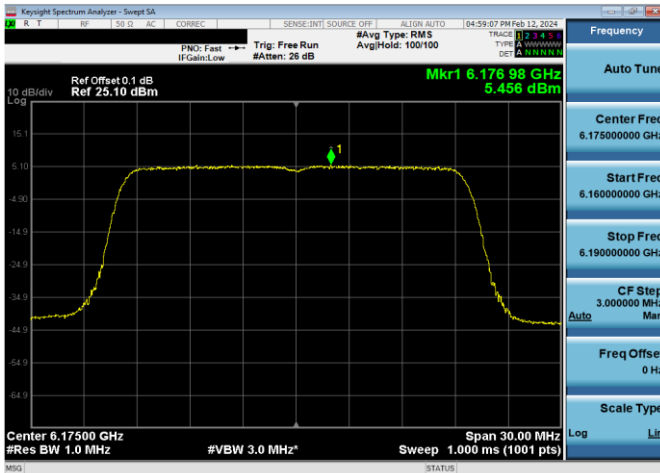
Low Data Rate



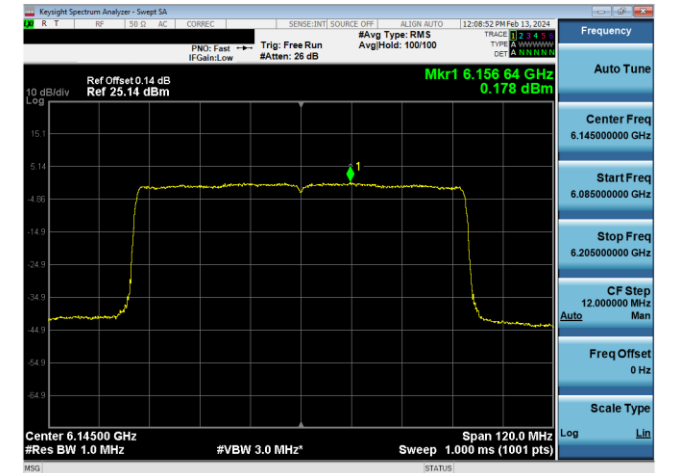
Plot 7-601. Power Spectral Density Plot SDM Diversity Antenna WF8 Standard Power (20MHz 802.11ax (UNII Band 5) – Ch. 45, MCS2)



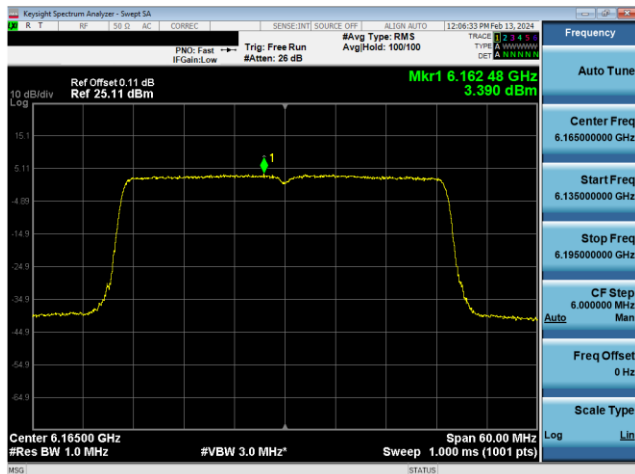
Plot 7-604. Power Spectral Density Plot SDM Diversity Antenna WF7 Standard Power (40MHz 802.11ax (UNII Band 5) – Ch. 43, MCS2)



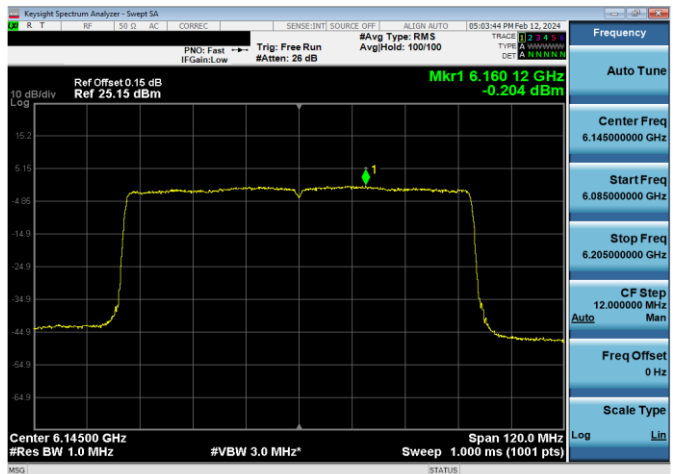
Plot 7-602. Power Spectral Density Plot SDM Diversity Antenna WF7 Standard Power (20MHz 802.11ax (UNII Band 5) – Ch. 45, MCS2)



Plot 7-605. Power Spectral Density Plot SDM Diversity Antenna WF8 Standard Power (80MHz 802.11ax (UNII Band 5) – Ch. 39, MCS2)

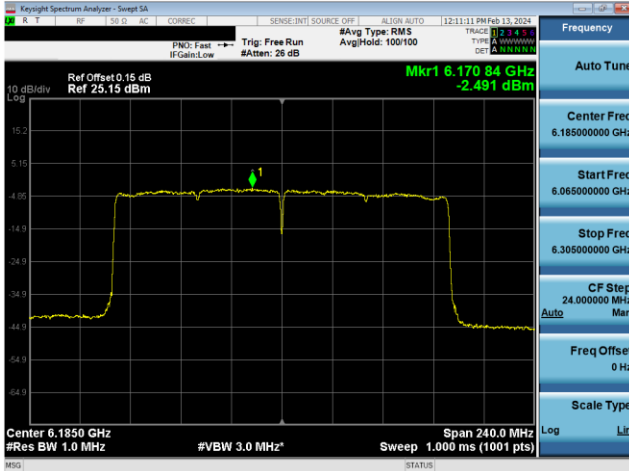


Plot 7-603. Power Spectral Density Plot SDM Diversity Antenna WF8 Standard Power (40MHz 802.11ax (UNII Band 5) – Ch. 43, MCS2)

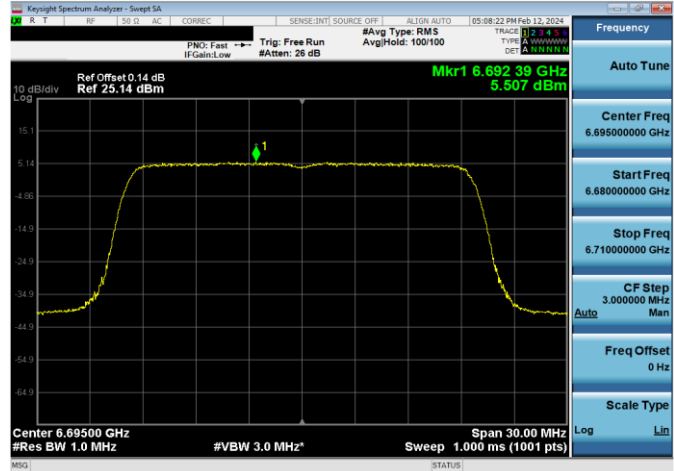


Plot 7-606. Power Spectral Density Plot SDM Diversity Antenna WF7 Standard Power (80MHz 802.11ax (UNII Band 5) – Ch. 39, MCS2)

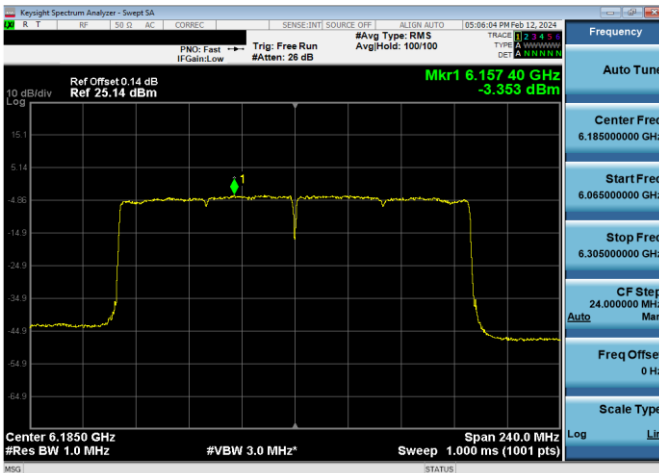
FCC ID: BCGA2925 IC: 579C-A2925		MEASUREMENT REPORT (CERTIFICATION)	Approved by: Technical Manager
Test Report S/N: 1C2311270069-13-R1.BCG	Test Dates: 01/08/2024 - 04/05/2024	EUT Type: Tablet Device	Page 236 of 525



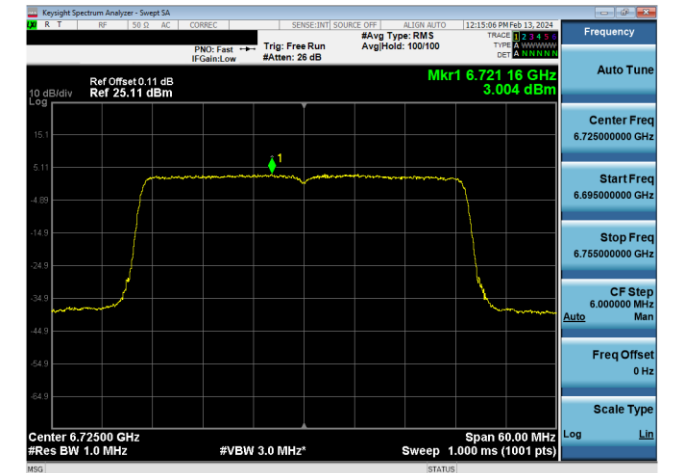
Plot 7-607. Power Spectral Density Plot SDM Diversity Antenna WF8 Standard Power (160MHz 802.11ax (UNII Band 5) – Ch. 47, MCS2)



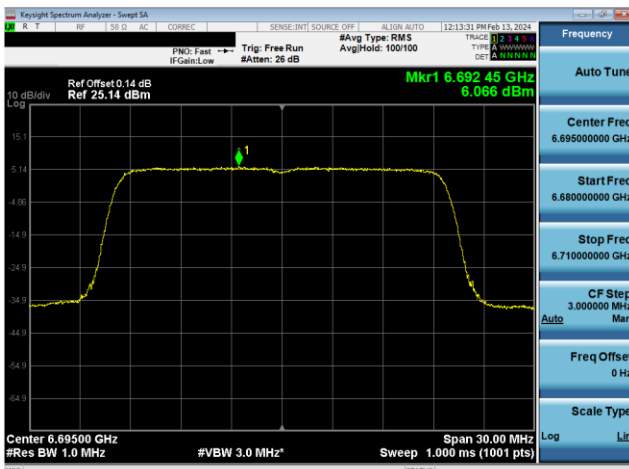
Plot 7-610. Power Spectral Density Plot SDM Diversity Antenna WF7 Standard Power (20MHz 802.11ax (UNII Band 7) – Ch. 149, MCS2)



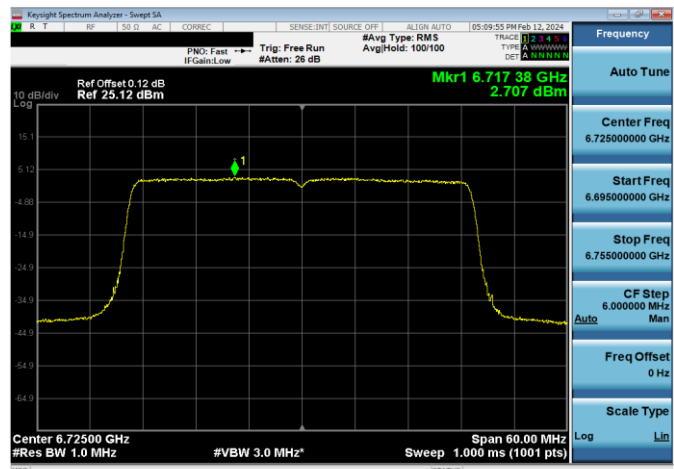
Plot 7-608. Power Spectral Density Plot SDM Diversity Antenna WF7 Standard Power (160MHz 802.11ax (UNII Band 5) – Ch. 47, MCS2)



Plot 7-611. Power Spectral Density Plot SDM Diversity Antenna WF8 Standard Power (40MHz 802.11ax (UNII Band 7) – Ch. 155, MCS2)

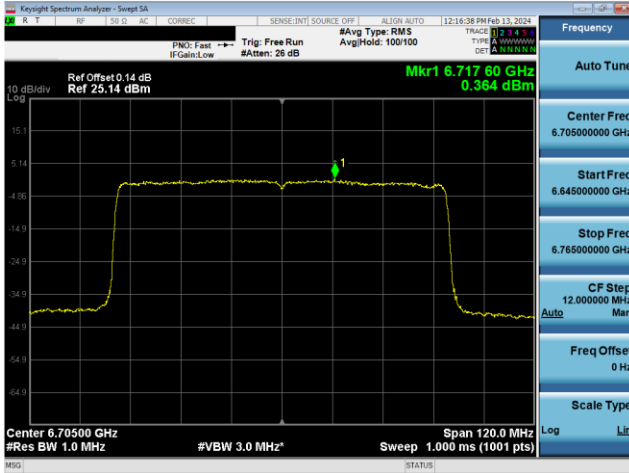


Plot 7-609. Power Spectral Density Plot SDM Diversity Antenna WF8 Standard Power (20MHz 802.11ax (UNII Band 7) – Ch. 149, MCS2)

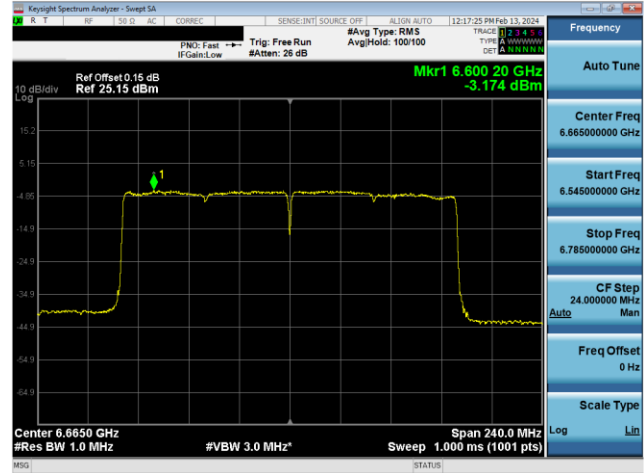


Plot 7-612. Power Spectral Density Plot SDM Diversity Antenna WF7 Standard Power (40MHz 802.11ax (UNII Band 7) – Ch. 155, MCS2)

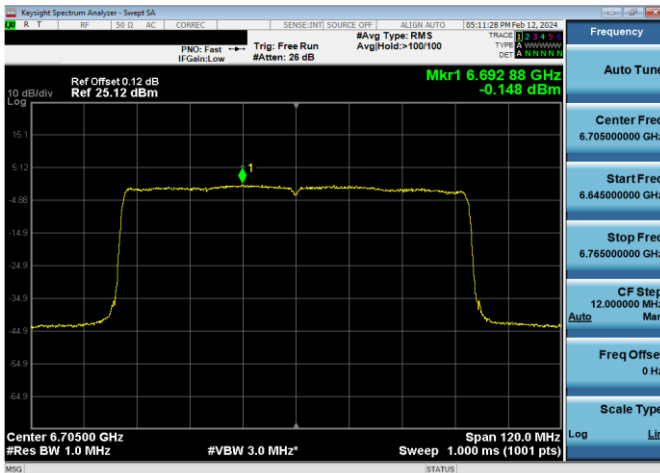
FCC ID: BCGA2925 IC: 579C-A2925		MEASUREMENT REPORT (CERTIFICATION)	Approved by: Technical Manager
Test Report S/N: 1C2311270069-13-R1.BCG	Test Dates: 01/08/2024 - 04/05/2024	EUT Type: Tablet Device	Page 237 of 525



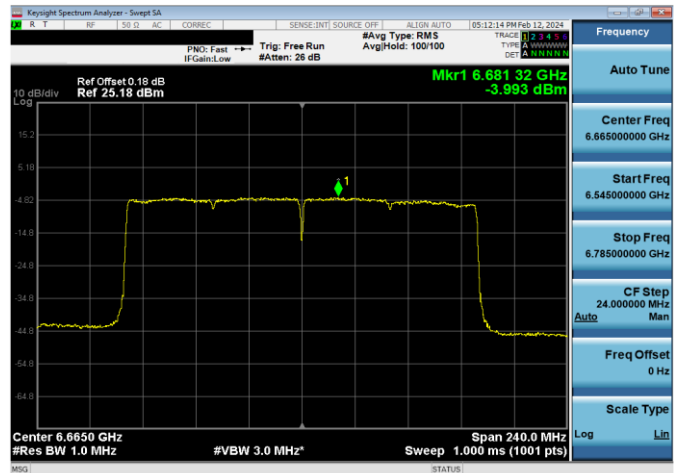
Plot 7-613. Power Spectral Density Plot SDM Diversity Antenna WF8 Standard Power (80MHz 802.11ax (UNII Band 7) - Ch. 151, MCS2)



Plot 7-615. Power Spectral Density Plot SDM Diversity Antenna WF8 Standard Power (160MHz 802.11ax (UNII Band 7) - Ch. 143, MCS2)



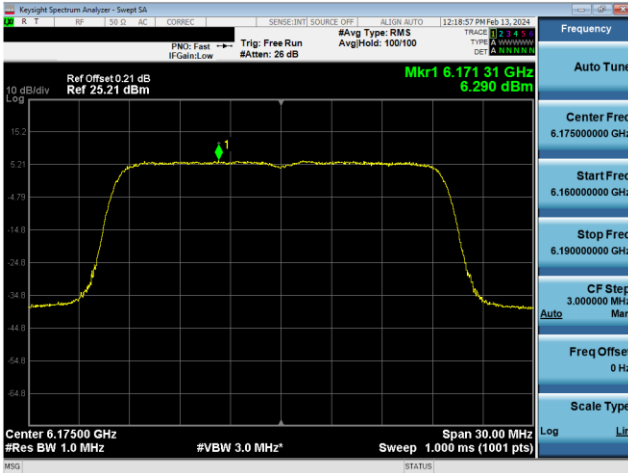
Plot 7-614. Power Spectral Density Plot SDM Diversity Antenna WF7 Standard Power (80MHz 802.11ax (UNII Band 7) - Ch. 151, MCS2)



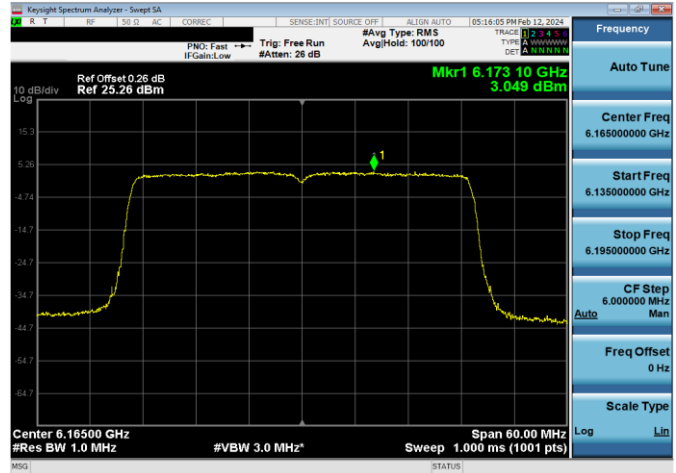
Plot 7-616. Power Spectral Density Plot SDM Diversity Antenna WF7 Standard Power (160MHz 802.11ax (UNII Band 7) - Ch. 143, MCS2)

FCC ID: BCGA2925 IC: 579C-A2925		MEASUREMENT REPORT (CERTIFICATION)	Approved by: Technical Manager
Test Report S/N: 1C2311270069-13-R1.BCG	Test Dates: 01/08/2024 - 04/05/2024	EUT Type: Tablet Device	Page 238 of 525

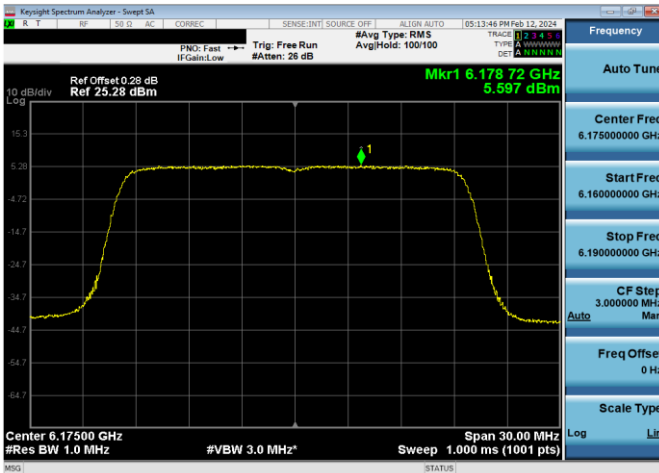
Mid Data Rate



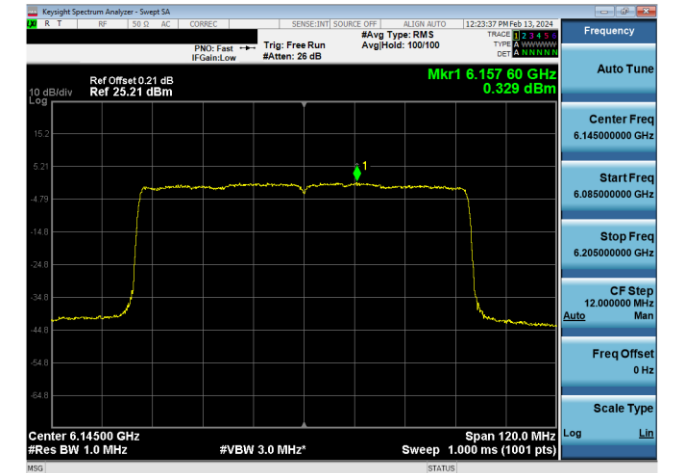
Plot 7-617. Power Spectral Density Plot SDM Diversity Antenna WF8 Standard Power (20MHz 802.11ax (UNII Band 5) – Ch. 45, MCS4)



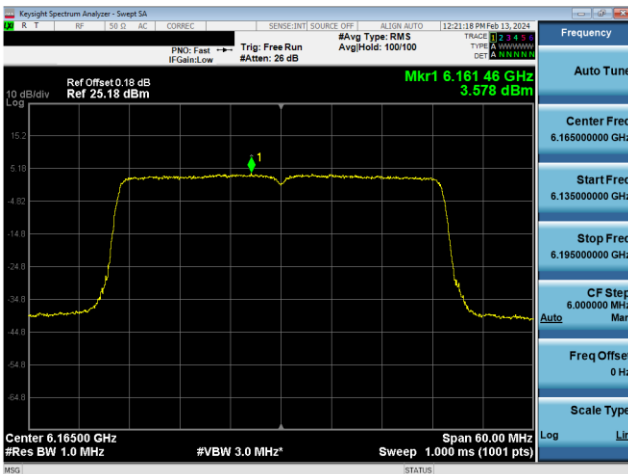
Plot 7-620. Power Spectral Density Plot SDM Diversity Antenna WF7 Standard Power (40MHz 802.11ax (UNII Band 5) – Ch. 43, MCS4)



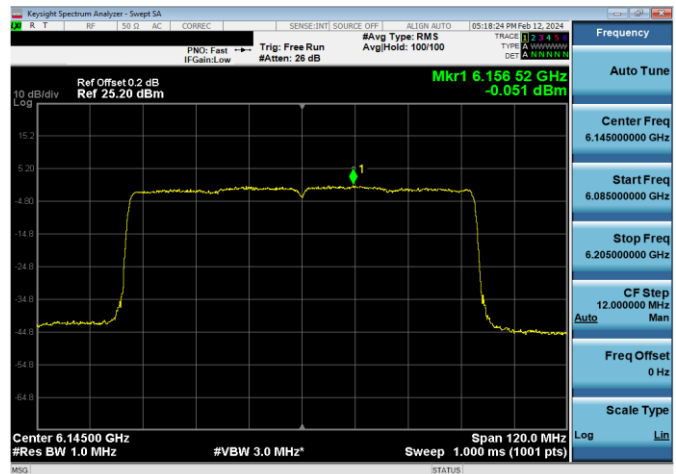
Plot 7-618. Power Spectral Density Plot SDM Diversity Antenna WF7 Standard Power (20MHz 802.11ax (UNII Band 5) – Ch. 45, MCS4)



Plot 7-621. Power Spectral Density Plot SDM Diversity Antenna WF8 Standard Power (80MHz 802.11ax (UNII Band 5) – Ch. 39, MCS4)



Plot 7-619. Power Spectral Density Plot SDM Diversity Antenna WF8 Standard Power (40MHz 802.11ax (UNII Band 5) – Ch. 43, MCS4)



Plot 7-622. Power Spectral Density Plot SDM Diversity Antenna WF7 Standard Power (80MHz 802.11ax (UNII Band 5) – Ch. 39, MCS4)

FCC ID: BCGA2925 IC: 579C-A2925		MEASUREMENT REPORT (CERTIFICATION)	Approved by: Technical Manager
Test Report S/N: 1C2311270069-13-R1.BCG	Test Dates: 01/08/2024 - 04/05/2024	EUT Type: Tablet Device	Page 239 of 525