

FCC and ISED Test Report

Apple Inc
Model: A2918

In accordance with FCC 47 CFR Part 15E, ISED
RSS-248 and ISED RSS-GEN
(6 GHz WLAN)

Prepared for: Apple Inc
One Apple Park Way
Cupertino
California
95014,
USA



Add value.
Inspire trust.

TUV SUD Digitally signed by
TUV SUD
Date: 2023.10.11
16:22:29 +01'00'

FCC ID: BCGA2918

IC: 579C-A2918

COMMERCIAL-IN-CONFIDENCE

Document 75957632-25 Issue 02

SIGNATURE

NAME	JOB TITLE	RESPONSIBLE FOR	ISSUE DATE
Phil Harrison	Chief Engineer	Authorised Signatory	11 October 2023

Signatures in this approval box have checked this document in line with the requirements of TUV SUD document control rules.

ENGINEERING STATEMENT

The measurements shown in this report were made in accordance with the procedures described on test pages. All reported testing was carried out on a sample equipment to demonstrate limited compliance with FCC 47 CFR Part 15E, ISED RSS-248 and ISED RSS-GEN. The sample tested was found to comply with the requirements defined in the applied rules.

RESPONSIBLE FOR	NAME	DATE	SIGNATURE
Report Generation	Lauren Walters	11 October 2023	

FCC Accreditation

553713/UK2026 Concorde Park, Fareham Test Laboratory

ISED Accreditation

28798 Concorde Park, Fareham Test Laboratory

EXECUTIVE SUMMARY

A sample of this product was tested and found to be compliant with FCC 47 CFR Part 15E: 2021, ISED RSS-248: Issue 2 (2022-12) and ISED RSS-GEN: Issue 5 (2018-04) +A2 (2021-02) for the tests detailed in section 1.3.



DISCLAIMER AND COPYRIGHT

This non-binding report has been prepared by TÜV SÜD with all reasonable skill and care. The document is confidential to the potential Client and TÜV SÜD. No part of this document may be reproduced without the prior written approval of TÜV SÜD. © 2023 TÜV SÜD. This report relates only to the actual item/items tested.

ACCREDITATION

Our UKAS Accreditation does not cover opinions and interpretations and any expressed are outside the scope of our UKAS Accreditation. Results of tests not covered by our UKAS Accreditation Schedule are marked NUA (Not UKAS Accredited).

TÜV SÜD
is a trading name of TÜV SÜD Ltd
Registered in Scotland at East Kilbride,
Glasgow G75 0QF, United Kingdom
Registered number: SC215164

TÜV SÜD Ltd is a
TÜV SÜD Group Company

Phone: +44 (0) 1489 558100
Fax: +44 (0) 1489 558101
www.tuvsud.com/en

TÜV SÜD
Octagon House
Concorde Way
Fareham
Hampshire PO15 5RL
United Kingdom

TÜV SÜD





Contents

1	Report Summary	2
1.1	Report Modification Record	2
1.2	Introduction	2
1.3	Brief Summary of Results	3
1.4	Product Information	4
1.5	Deviations from the Standard	5
1.6	EUT Modification Record	6
1.7	Test Location	7
2	Test Details	8
2.1	Emission Bandwidth	8
2.2	Maximum Conducted Output Power	77
2.3	Maximum Conducted Power Spectral Density	128
2.4	Authorised Band Edges	177
2.5	Spurious Radiated Emissions	221
2.6	Unwanted Emissions within the 5925-7125 MHz band	241
2.7	Contention Based Protocol	275
3	Measurement Uncertainty	296



1 Report Summary

1.1 Report Modification Record

Alterations and additions to this report will be issued to the holders of each copy in the form of a complete document.

Issue	Description of Change	Date of Issue
1	First Issue	16-June-2023
2	Update to FCC/ISED Accreditation Number Update to RSS 248 issue 2	11-October-2023

Table 1

1.2 Introduction

Applicant	Apple Inc
Manufacturer	Apple Inc
Model Number(s)	A2918
Serial Number(s)	D5WW0J3220, D2Q3YQPDWP, KJ69CYVW1C, C66N957K94 and F7MJXMD2XQ
Hardware Version(s)	REV 1.0
Software Version(s)	22E21820r, 22E21820r, 23A11410s, 22E21820r and 23A209a
Number of Samples Tested	5
Test Specification/Issue/Date	FCC 47 CFR Part 15E: 2021 ISED RSS-248: Issue 2 (2022-12) ISED RSS-GEN: Issue 5 (2018-04) +A2 (2021-02)
Start of Test	24-December-2022
Finish of Test	28-April-2023
Name of Engineer(s)	Mustafa Muarad, David Hill, Mahmud Chowdhury, Ioan-Alexandru Bogatu, Akhil Rajendran Bhaskaran Nair, James Woods, Morsalin Hossain, Feda Hussein and Stefan Gilfedder
Related Document(s)	ANSI C63.10 (2013) ANSI C63.10 (2020) KDB 662911 D01 v02r01 KDB 789033 D02 v02r01 KDB 987594 D02 v01r01



1.3 Brief Summary of Results

A brief summary of the tests carried out in accordance with FCC 47 CFR Part 15E, ISED RSS-248 and ISED RSS-GEN is shown below.

Section	Specification Clause			Test Description	Result	Comments/Base Standard
	Part 15E	RSS-248	RSS-GEN			
Configuration and Mode: 6 GHz WLAN						
-	15.203	-	-	Antenna Requirement	N/T	The device complies with the provisions of this section, as it uses permanently attached integral antennas.
2.1	15.407 (a)	4.4	6.7	Emission Bandwidth	Pass	
2.2	15.407 (a)	4.5	6.12	Maximum Conducted Output Power	Pass	
2.3	15.407 (a)	4.5	-	Maximum Conducted Power Spectral Density	Pass	
2.4	15.407 (b)	4.6	6.13	Authorised Band Edges	Pass	
2.5	15.209 and 15.407 (b)	4.6	6.13 and 8.9	Spurious Radiated Emissions	Pass	
2.6	15.407 (b)	4.6	6.13	Unwanted Emissions within the 5925-7125 MHz band	Pass	
2.7	15.407 (d)(6)	4.7	-	Contention Based Protocol	Pass	

Table 2



1.4 Product Information

1.4.1 Technical Description

The equipment under test (EUT) was a portable laptop computer.

1.4.2 Test Modes

The EUT's 6 GHz 802.11 radio supported SISO (Single Input/Single Output) and 2x2 MIMO (Multiple Input/Multiple Output) modes. 802.11a supports 20 MHz bandwidth only. 802.11ax supported 20 MHz, 40 MHz, 80 MHz and 160 MHz bandwidths.

802.11a mode supported SISO operation only. 802.11ax supported SISO, Cyclic Delay Diversity (CDD) and Space Division Multiplexing (SDM) modes. It also supported Transmit Beamforming (TxBF) mode on 40 MHz and 80 MHz bandwidths. The EUT supported 802.11ax Single User (SU) and Multi-User (MU) with all Resource Unit (RU) sizes from 26 subcarriers, up to the maximum allowed, dependent on channel bandwidth.

The EUT is categorized as an Indoor Client (6XD) operating in the 5.925-7.125 GHz band. It will only operate under the control of a Low Power Indoor (LPI) access point.

The EUT uses different output powers per core dependent on how many cores are used. The EUT also uses different power tables for Cyclic Delay Diversity (CDD), Space Division Multiplexing (SDM) and Transmit Beamforming (TxBF) modes. It uses the same conducted power across all cores in any given mode, but due to the different antenna gains the radiated powers per core differ.

After preliminary investigations were performed to find worst-case operation, the EUT was tested in the following modes:

SISO Modes (Core 0):

- 802.11a – 12 Mbps
- 802.11ax HE20 SU – MCS2x1
- 802.11ax HE40 SU – MCS2x1
- 802.11ax HE80 SU – MCS2x1
- 802.11ax HE160 SU – MCS2x1
- 802.11ax HE20 MU RU26/52/106 – MCS2x1

2x2 MIMO Modes (Core 0+1 for U-NII-5 / 6 / 7 / 8):

- 802.11ax HE20 SU – CDD (MCS2x1) and SDM (MCS2x2)
- 802.11ax HE40 SU – CDD (MCS2x1), SDM (MCS2x2) and TxBF (MCS2x1)
- 802.11ax HE80 SU – CDD (MCS2x1), SDM (MCS2x2) and TxBF (MCS2x1)
- 802.11ax HE160 SU – CDD (MCS2x1) and SDM (MCS2x2)
- 802.11ax HE20 MU RU26/52/106 – CDD (MCS2x1) and SDM (MCS2x2)

*Note: The RU offset for bottom and middle channels were placed in the lowest position and on the top channel, the offset was placed in the upper most position.



1.4.3 Test Setup

For conducted tests the EUT antennas were disconnected and replaced with U.FL to SMA test cables to enable conducted testing on each core. The loss of these test cables were known and compensated for in any conducted measurements.

For all testing except Contention Based Protocol the EUT was put into a continuous transmit test mode with the chipset manufacturer’s test commands. The EUT then transmitted the required type of packeted 802.11 data frames of fixed length, containing the standard headers and with pseudo-random data content, ensuring the measured signals were representative and contained all the symbols at the highest power control level.

The test setup used for Contention Based Protocol is described in the test result section of the present document.

1.4.4 Antenna Gain Table

Antenna Port	Frequency Range (MHz)	Peak Gain (dBi)	Conducted Cable Loss (dB)
Core 0	5925-6105	5.11	1.15
	6105-6265	4.76	1.17
	6265-6425	4.63	1.21
	6425-6525	4.64	1.27
	6525-6875	5.43	1.25
	6875-7125	4.78	1.26
Core 1	5925-6105	4.30	1.15
	6105-6265	2.66	1.17
	6265-6425	2.25	1.21
	6425-6525	2.31	1.27
	6525-6875	3.05	1.25
	6875-7125	1.70	1.26

Table 3

1.5 Deviations from the Standard

No deviations from the applicable test standard were made during testing.



1.6 EUT Modification Record

The table below details modifications made to the EUT during the test programme.

The modifications incorporated during each test are recorded on the appropriate test pages.

Modification State	Description of Modification still fitted to EUT	Modification Fitted By	Date Modification Fitted
Model: A2918, Serial Number: D2Q3YQPDWP			
0	As supplied by the customer	Not Applicable	Not Applicable
Model: A2918, Serial Number: D5WW0J3220			
0	As supplied by the customer	Not Applicable	Not Applicable
Model: A2918, Serial Number: C66N957K94			
0	As supplied by the customer	Not Applicable	Not Applicable
Model: A2918, Serial Number: KJ69CYVW1C			
0	As supplied by the customer	Not Applicable	Not Applicable
Model: A2918, Serial Number: F7MJXMD2XQ			
0	As supplied by the customer	Not Applicable	Not Applicable

Table 4



1.7 Test Location

TÜV SÜD conducted the following tests at our Concorde Park Test Laboratory.

Test Name	Name of Engineer(s)	Accreditation
Configuration and Mode: 6 GHz WLAN		
Emission Bandwidth	Mustafa Murad and David Hill	UKAS
Maximum Conducted Output Power	Mustafa Murad, Mahmud Chowdhury and David Hill	UKAS
Maximum Conducted Power Spectral Density	David Hill, Mustafa Murad and Mahmud Chowdhury	UKAS
Authorised Band Edges	Ioan-Alexandru Bogatu, Akhil Rajendran Bhaskaran Nair and James Woods	UKAS
Spurious Radiated Emissions	Ioan-Alexandru Bogatu and Morsalin Hossain	UKAS
Unwanted Emissions within the 5925-7125 MHz band	Mustafa Murad, Feda Hussein and David Hill	UKAS
Contention Based Protocol	Stefan Gilfedder	UKAS

Table 5

Office Address:

TÜV SÜD
Concorde Park
Concorde Way
Fareham
Hampshire
PO15 5FG
United Kingdom



2 Test Details

2.1 Emission Bandwidth

2.1.1 Specification Reference

FCC 47 CFR Part 15E, Clause 15.407 (a)
ISED RSS-248, Clause 4.4
ISED RSS-GEN, Clause 6.7

2.1.2 Equipment Under Test and Modification State

A2918, S/N: C66N957K94 - Modification State 0
A2918, S/N: F7MJXMD2XQ - Modification State 0

2.1.3 Date of Test

26-April-2023 to 28-April-2023

2.1.4 Test Method

The test was performed in accordance with KDB 789033, clause C.1 for 26 dB bandwidth and clause D for 99% occupied bandwidth.

2.1.5 Environmental Conditions

Ambient Temperature	21.6 - 22.3 °C
Relative Humidity	32.5 - 44.5 %



2.1.6 Test Results

6 GHz WLAN

SISO

Protocol	26 dB Bandwidth (MHz)	
	Minimum	Maximum
802.11a	21.060	21.180
802.11ax HE20 SU	21.180	21.420
802.11ax HE40 SU	41.760	42.120
802.11ax HE80 SU	82.280	82.940
802.11ax HE160 SU	165.480	166.740

Table 6 - 26 dB Bandwidth Summary Results - SISO

Protocol	99% Bandwidth (MHz)	
	Minimum	Maximum
802.11a	16.680	16.680
802.11ax HE20 SU	18.960	19.080
802.11ax HE40 SU	37.920	38.040
802.11ax HE80 SU	77.000	77.440
802.11ax HE160 SU	155.400	155.820

Table 7 - 99% Bandwidth Summary Results - SISO

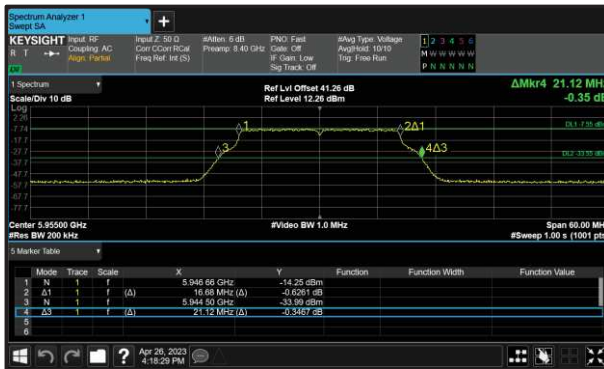


Figure 1 - 802.11a Minimum 99% OBW



Figure 2 - 802.11a Maximum 99% OBW



Figure 3 - 802.11ax HE20 SU Minimum 99% OBW



Figure 4 - 802.11ax HE20 SU Maximum 99% OBW

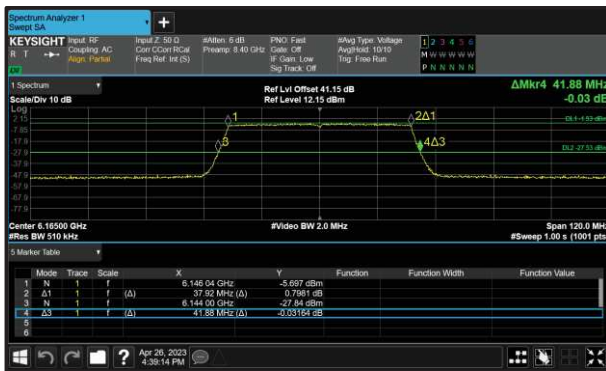


Figure 5 - 802.11ax HE40 SU Minimum 99% OBW



Figure 6 - 802.11ax HE40 SU Maximum 99% OBW



Figure 7 - 802.11ax HE80 SU Minimum 99% OBW

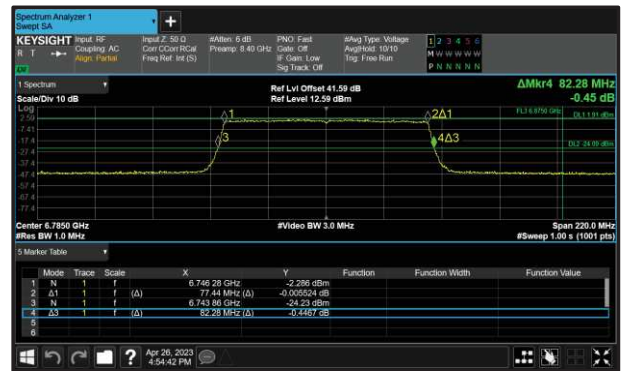


Figure 8 - 802.11ax HE80 SU Maximum 99% OBW

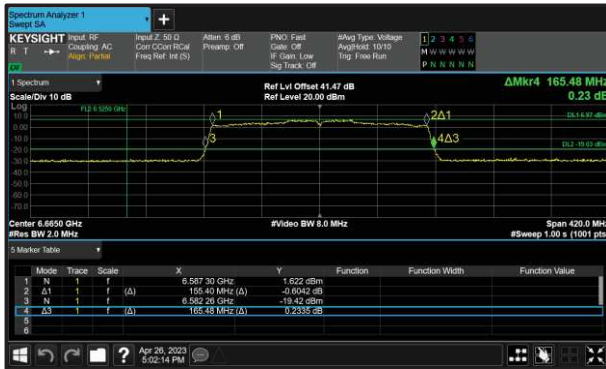


Figure 9 - 802.11ax HE160 SU Minimum 99% OBW



Figure 10 - 802.11ax HE160 SU Maximum 99% OBW



MIMO CDD

Protocol	26 dB Bandwidth (MHz)	
	Minimum	Maximum
802.11ax HE20 SU	21.240	21.480
802.11ax HE40 SU	41.760	42.120
802.11ax HE80 SU	82.500	83.160
802.11ax HE160 SU	165.060	166.740

Table 8 - 26 dB Bandwidth Summary Results - MIMO CDD

Protocol	99% Bandwidth (MHz)	
	Minimum	Maximum
802.11ax HE20 SU	19.020	19.080
802.11ax HE40 SU	37.920	38.040
802.11ax HE80 SU	77.000	77.440
802.11ax HE160 SU	155.400	155.820

Table 9 - 99% Bandwidth Summary Results - MIMO CDD

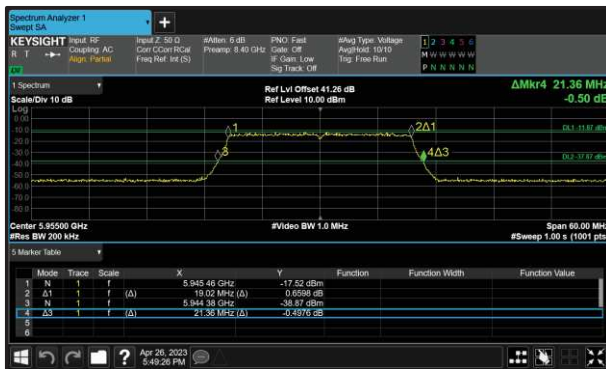


Figure 11 - 802.11ax HE20 SU Minimum 99% OBW



Figure 12 - 802.11ax HE20 SU Maximum 99% OBW

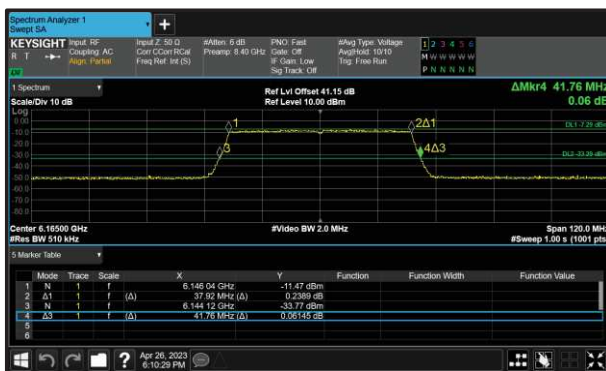


Figure 13 - 802.11ax HE40 SU Minimum 99% OBW

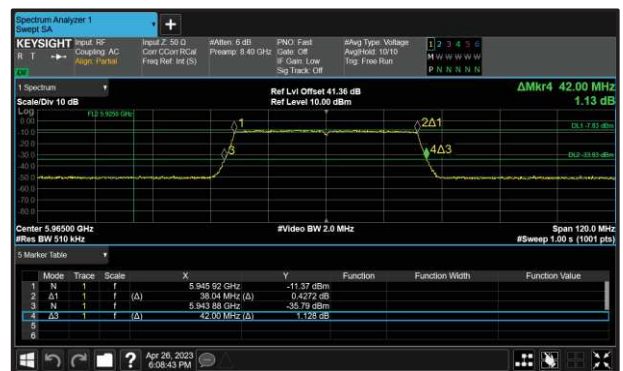


Figure 14 - 802.11ax HE40 SU Maximum 99% OBW

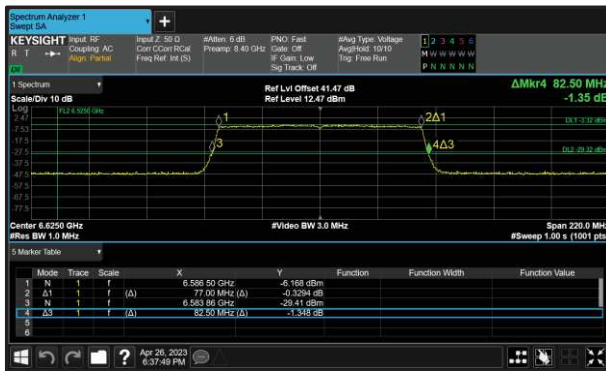


Figure 15 - 802.11ax HE80 SU Minimum 99% OBW



Figure 16 - 802.11ax HE80 SU Maximum 99% OBW

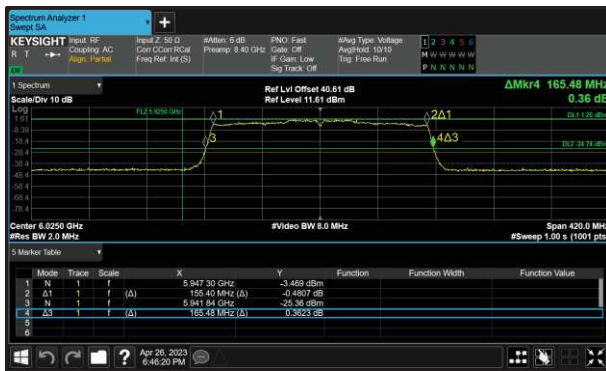


Figure 17 - 802.11ax HE160 SU Minimum 99% OBW



Figure 18 - 802.11ax HE160 SU Maximum 99% OBW



MIMO SDM

Protocol	26 dB Bandwidth (MHz)	
	Minimum	Maximum
802.11ax HE20 SU	21.180	21.600
802.11ax HE40 SU	41.760	42.240
802.11ax HE80 SU	82.280	82.940
802.11ax HE160 SU	165.060	165.900

Table 10 - 26 dB Bandwidth Summary Results - MIMO SDM

Protocol	99% Bandwidth (MHz)	
	Minimum	Maximum
802.11ax HE20 SU	19.020	19.080
802.11ax HE40 SU	37.920	38.040
802.11ax HE80 SU	77.000	77.440
802.11ax HE160 SU	155.400	156.240

Table 11 - 99% Bandwidth Summary Results - MIMO SDM



Figure 19 - 802.11ax HE20 SU Minimum 99% OBW



Figure 20 - 802.11ax HE20 SU Maximum 99% OBW



Figure 21 - 802.11ax HE40 SU Minimum 99% OBW



Figure 22 - 802.11ax HE40 SU Maximum 99% OBW

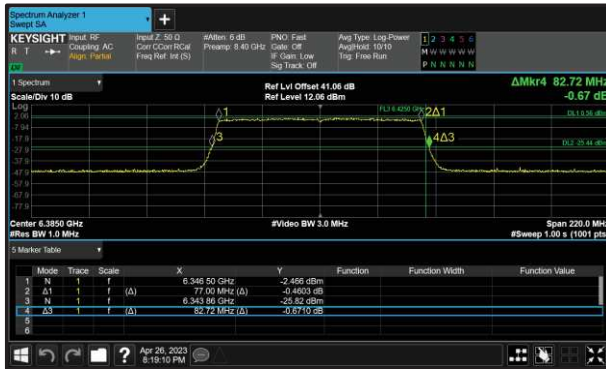


Figure 23 - 802.11ax HE80 SU Minimum 99% OBW

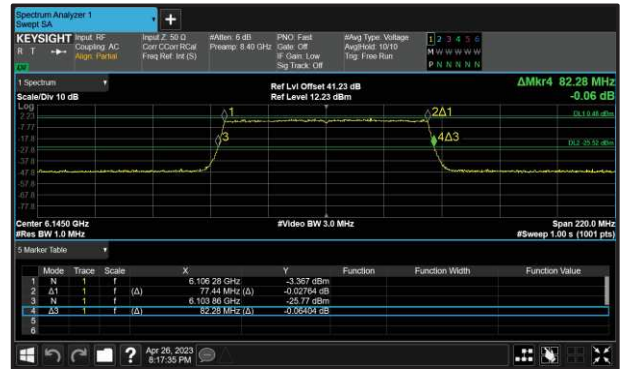


Figure 24 - 802.11ax HE80 SU Maximum 99% OBW

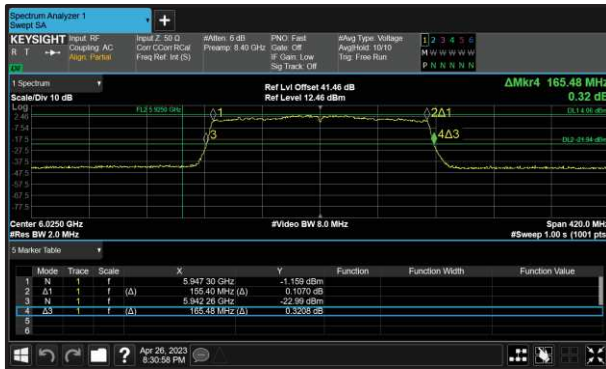


Figure 25 - 802.11ax HE160 SU Minimum 99% OBW

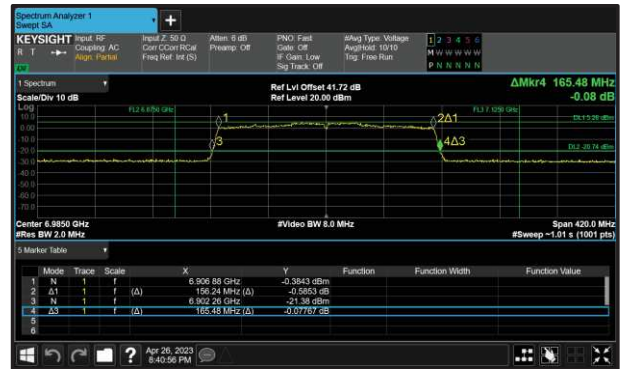


Figure 26 - 802.11ax HE160 SU Maximum 99% OBW



TxBF

Protocol	26 dB Bandwidth (MHz)	
	Minimum	Maximum
802.11ax HE40 SU	41.89	44.32
802.11ax HE80 SU	81.70	82.07

Table 12 - 26 dB Bandwidth Summary Results - TxBF

Protocol	99% Bandwidth (MHz)	
	Minimum	Maximum
802.11ax HE40 SU	38.547	39.128
802.11ax HE80 SU	77.298	77.500

Table 13 - 99% Bandwidth Summary Results - TxBF



Figure 27 - 802.11ax HE40 SU Minimum 99% dB OBW



Figure 28 - 802.11ax HE40 SU Maximum 99% OBW



Figure 29 - 802.11ax HE80 SU Minimum 99% OBW



Figure 30 - 802.11ax HE80 SU Maximum 99% OBW



SISO

Test Configuration			
Frequency Range:	5.925-6.425 GHz	Band:	U-NII-5
Limit Clause(s):	-	Test Method(s):	C63.10 6.9.3 C63.10 12.5.2
Additional Reference(s):	-		

DUT Configuration			
Mode:	802.11a	Duty Cycle (%):	-
Data Rate:	12 Mbps	DCCF (dB):	-
Antenna Configuration:	SISO	Peak Antenna Gain (dBi):	-
Active Port(s):	A (Core 0)	Active Chain(s):	0

Test Frequency (MHz)	26 dB Bandwidth (MHz)				Limit (kHz)
	A	B	C	D	
5955	21.120	-	-	-	-
6175	21.060	-	-	-	-
6415	21.120	-	-	-	-

Table 14 - 26 dB Bandwidth Results

Test Frequency (MHz)	99% Bandwidth (MHz)				Limit (kHz)
	A	B	C	D	
5955	16.680	-	-	-	-
6175	16.680	-	-	-	-
6415	16.680	-	-	-	-

Table 15 - 99% Bandwidth Results



Test Configuration			
Frequency Range:	5.925-6.425 GHz	Band:	U-NII-5
Limit Clause(s):	-	Test Method(s):	C63.10 6.9.3 C63.10 12.5.2
Additional Reference(s):	-		

DUT Configuration			
Mode:	802.11ax HE20 SU	Duty Cycle (%):	-
Modulation Coding Scheme:	MCS2x1	DCCF (dB):	-
Antenna Configuration:	SISO	Peak Antenna Gain (dBi):	-
Active Port(s):	A (Core 0)	Active Chain(s):	0

Test Frequency (MHz)	26 dB Bandwidth (MHz)				Limit (kHz)
	A	B	C	D	
5955	21.300	-	-	-	-
6175	21.360	-	-	-	-
6415	21.240	-	-	-	-

Table 16 - 26 dB Bandwidth Results

Test Frequency (MHz)	99% Bandwidth (MHz)				Limit (kHz)
	A	B	C	D	
5955	19.020	-	-	-	-
6175	19.080	-	-	-	-
6415	19.020	-	-	-	-

Table 17 - 99% Bandwidth Results



Test Configuration			
Frequency Range:	5.925-6.425 GHz	Band:	U-NII-5
Limit Clause(s):	-	Test Method(s):	C63.10 6.9.3 C63.10 12.5.2
Additional Reference(s):	-		

DUT Configuration			
Mode:	802.11ax HE40 SU	Duty Cycle (%):	-
Modulation Coding Scheme:	MCS2x1	DCCF (dB):	-
Antenna Configuration:	SISO	Peak Antenna Gain (dBi):	-
Active Port(s):	A (Core 0)	Active Chain(s):	0

Test Frequency (MHz)	26 dB Bandwidth (MHz)				Limit (kHz)
	A	B	C	D	
5965	41.880	-	-	-	-
6165	41.880	-	-	-	-
6405	42.000	-	-	-	-

Table 18 - 26 dB Bandwidth Results

Test Frequency (MHz)	99% Bandwidth (MHz)				Limit (kHz)
	A	B	C	D	
5965	38.040	-	-	-	-
6165	37.920	-	-	-	-
6405	37.920	-	-	-	-

Table 19 - 99% Bandwidth Results



Test Configuration			
Frequency Range:	5.925-6.425 GHz	Band:	U-NII-5
Limit Clause(s):	-	Test Method(s):	C63.10 6.9.3 C63.10 12.5.2
Additional Reference(s):	-		

DUT Configuration			
Mode:	802.11ax HE80 SU	Duty Cycle (%):	-
Modulation Coding Scheme:	MCS2x1	DCCF (dB):	-
Antenna Configuration:	SISO	Peak Antenna Gain (dBi):	-
Active Port(s):	A (Core 0)	Active Chain(s):	0

Test Frequency (MHz)	26 dB Bandwidth (MHz)				Limit (kHz)
	A	B	C	D	
5985	82.940	-	-	-	-
6145	82.940	-	-	-	-
6385	82.940	-	-	-	-

Table 20 - 26 dB Bandwidth Results

Test Frequency (MHz)	99% Bandwidth (MHz)				Limit (kHz)
	A	B	C	D	
5985	77.220	-	-	-	-
6145	77.220	-	-	-	-
6385	77.000	-	-	-	-

Table 21 - 99% Bandwidth Results



Test Configuration			
Frequency Range:	5.925-6.425 GHz	Band:	U-NII-5
Limit Clause(s):	-	Test Method(s):	C63.10 6.9.3 C63.10 12.5.2
Additional Reference(s):	-		

DUT Configuration			
Mode:	802.11ax HE160 SU	Duty Cycle (%):	-
Modulation Coding Scheme:	MCS2x1	DCCF (dB):	-
Antenna Configuration:	SISO	Peak Antenna Gain (dBi):	-
Active Port(s):	A (Core 0)	Active Chain(s):	0

Test Frequency (MHz)	26 dB Bandwidth (MHz)				Limit (kHz)
	A	B	C	D	
6025	166.320	-	-	-	-
6185	165.480	-	-	-	-
6345	166.320	-	-	-	-

Table 22 - 26 dB Bandwidth Results

Test Frequency (MHz)	99% Bandwidth (MHz)				Limit (kHz)
	A	B	C	D	
6025	155.820	-	-	-	-
6185	155.820	-	-	-	-
6345	155.820	-	-	-	-

Table 23 - 99% Bandwidth Results



Test Configuration			
Frequency Range:	6.425-6.525 GHz	Band:	U-NII-6
Limit Clause(s):	-	Test Method(s):	C63.10 6.9.3 C63.10 12.5.2
Additional Reference(s):	-		

DUT Configuration			
Mode:	802.11a	Duty Cycle (%):	-
Data Rate:	12 Mbps	DCCF (dB):	-
Antenna Configuration:	SISO	Peak Antenna Gain (dBi):	-
Active Port(s):	A (Core 0)	Active Chain(s):	0

Test Frequency (MHz)	26 dB Bandwidth (MHz)				Limit (kHz)
	A	B	C	D	
6435	21.060	-	-	-	-
6475	21.060	-	-	-	-
6515	21.120	-	-	-	-

Table 24 - 26 dB Bandwidth Results

Test Frequency (MHz)	99% Bandwidth (MHz)				Limit (kHz)
	A	B	C	D	
6435	16.680	-	-	-	-
6475	16.680	-	-	-	-
6515	16.680	-	-	-	-

Table 25 - 99% Bandwidth Results



Test Configuration			
Frequency Range:	6.425-6.525 GHz	Band:	U-NII-6
Limit Clause(s):	-	Test Method(s):	C63.10 6.9.3 C63.10 12.5.2
Additional Reference(s):	-		

DUT Configuration			
Mode:	802.11ax HE20 SU	Duty Cycle (%):	-
Modulation Coding Scheme:	MCS2x1	DCCF (dB):	-
Antenna Configuration:	SISO	Peak Antenna Gain (dBi):	-
Active Port(s):	A (Core 0)	Active Chain(s):	0

Test Frequency (MHz)	26 dB Bandwidth (MHz)				Limit (kHz)
	A	B	C	D	
6435	21.300	-	-	-	-
6475	21.300	-	-	-	-
6515	21.300	-	-	-	-

Table 26 - 26 dB Bandwidth Results

Test Frequency (MHz)	99% Bandwidth (MHz)				Limit (kHz)
	A	B	C	D	
6435	19.020	-	-	-	-
6475	19.080	-	-	-	-
6515	18.960	-	-	-	-

Table 27 - 99% Bandwidth Results



Test Configuration			
Frequency Range:	6.425-6.525 GHz	Band:	U-NII-6
Limit Clause(s):	-	Test Method(s):	C63.10 6.9.3 C63.10 12.5.2
Additional Reference(s):	-		

DUT Configuration			
Mode:	802.11ax HE40 SU	Duty Cycle (%):	-
Modulation Coding Scheme:	MCS2x1	DCCF (dB):	-
Antenna Configuration:	SISO	Peak Antenna Gain (dBi):	-
Active Port(s):	A (Core 0)	Active Chain(s):	0

Test Frequency (MHz)	26 dB Bandwidth (MHz)				Limit (kHz)
	A	B	C	D	
6445	42.000	-	-	-	-
6485	42.000	-	-	-	-
6525	21.000	-	-	-	-

Table 28 - 26 dB Bandwidth Results

Test Frequency (MHz)	99% Bandwidth (MHz)				Limit (kHz)
	A	B	C	D	
6445	37.920	-	-	-	-
6485	37.920	-	-	-	-
6525	18.960	-	-	-	-

Table 29 - 99% Bandwidth Results



Test Configuration			
Frequency Range:	6.425-6.525 GHz	Band:	U-NII-6
Limit Clause(s):	-	Test Method(s):	C63.10 6.9.3 C63.10 12.5.2
Additional Reference(s):	-		

DUT Configuration			
Mode:	802.11ax HE80 SU	Duty Cycle (%):	-
Modulation Coding Scheme:	MCS2x1	DCCF (dB):	-
Antenna Configuration:	SISO	Peak Antenna Gain (dBi):	-
Active Port(s):	A (Core 0)	Active Chain(s):	0

Test Frequency (MHz)	26 dB Bandwidth (MHz)				Limit (kHz)
	A	B	C	D	
6465	82.720	-	-	-	-
6545	21.360	-	-	-	-

Table 30 - 26 dB Bandwidth Results

Test Frequency (MHz)	99% Bandwidth (MHz)				Limit (kHz)
	A	B	C	D	
6465	77.220	-	-	-	-
6545	18.940	-	-	-	-

Table 31 - 99% Bandwidth Results



Test Configuration			
Frequency Range:	6.425-6.525 GHz	Band:	U-NII-6
Limit Clause(s):	-	Test Method(s):	C63.10 6.9.3 C63.10 12.5.2
Additional Reference(s):	-		

DUT Configuration			
Mode:	802.11ax HE160 SU	Duty Cycle (%):	-
Modulation Coding Scheme:	MCS2x1	DCCF (dB):	-
Antenna Configuration:	SISO	Peak Antenna Gain (dBi):	-
Active Port(s):	A (Core 0)	Active Chain(s):	0

Test Frequency (MHz)	26 dB Bandwidth (MHz)				Limit (kHz)
	A	B	C	D	
6505	99.800	-	-	-	-

Table 32 - 26 dB Bandwidth Results

Test Frequency (MHz)	99% Bandwidth (MHz)				Limit (kHz)
	A	B	C	D	
6505	97.280	-	-	-	-

Table 33 - 99% Bandwidth Results



Test Configuration			
Frequency Range:	6.525-6.875 GHz	Band:	U-NII-7
Limit Clause(s):	-	Test Method(s):	C63.10 6.9.3 C63.10 12.5.2
Additional Reference(s):	-		

DUT Configuration			
Mode:	802.11a	Duty Cycle (%):	-
Data Rate:	12 Mbps	DCCF (dB):	-
Antenna Configuration:	SISO	Peak Antenna Gain (dBi):	-
Active Port(s):	A (Core 0)	Active Chain(s):	0

Test Frequency (MHz)	26 dB Bandwidth (MHz)				Limit (kHz)
	A	B	C	D	
6535	21.120	-	-	-	-
6695	21.060	-	-	-	-
6855	21.120	-	-	-	-
6875	10.500	-	-	-	-

Table 34 - 26 dB Bandwidth Results

Test Frequency (MHz)	99% Bandwidth (MHz)				Limit (kHz)
	A	B	C	D	
6535	16.680	-	-	-	-
6695	16.680	-	-	-	-
6855	16.680	-	-	-	-
6875	8.340	-	-	-	-

Table 35 - 99% Bandwidth Results



Test Configuration			
Frequency Range:	6.525-6.875 GHz	Band:	U-NII-7
Limit Clause(s):	-	Test Method(s):	C63.10 6.9.3 C63.10 12.5.2
Additional Reference(s):	-		

DUT Configuration			
Mode:	802.11ax HE20 SU	Duty Cycle (%):	-
Modulation Coding Scheme:	MCS2x1	DCCF (dB):	-
Antenna Configuration:	SISO	Peak Antenna Gain (dBi):	-
Active Port(s):	A (Core 0)	Active Chain(s):	0

Test Frequency (MHz)	26 dB Bandwidth (MHz)				Limit (kHz)
	A	B	C	D	
6535	21.240	-	-	-	-
6695	21.300	-	-	-	-
6855	21.240	-	-	-	-
6875	10.620	-	-	-	-

Table 36 - 26 dB Bandwidth Results

Test Frequency (MHz)	99% Bandwidth (MHz)				Limit (kHz)
	A	B	C	D	
6535	19.020	-	-	-	-
6695	19.020	-	-	-	-
6855	19.020	-	-	-	-
6875	9.540	-	-	-	-

Table 37 - 99% Bandwidth Results



Test Configuration			
Frequency Range:	6.525-6.875 GHz	Band:	U-NII-7
Limit Clause(s):	-	Test Method(s):	C63.10 6.9.3 C63.10 12.5.2
Additional Reference(s):	-		

DUT Configuration			
Mode:	802.11ax HE40 SU	Duty Cycle (%):	-
Modulation Coding Scheme:	MCS2x1	DCCF (dB):	-
Antenna Configuration:	SISO	Peak Antenna Gain (dBi):	-
Active Port(s):	A (Core 0)	Active Chain(s):	0

Test Frequency (MHz)	26 dB Bandwidth (MHz)				Limit (kHz)
	A	B	C	D	
6525	20.880	-	-	-	-
6565	41.880	-	-	-	-
6685	41.760	-	-	-	-
6845	42.120	-	-	-	-
6885	11.000	-	-	-	-

Table 38 - 26 dB Bandwidth Results

Test Frequency (MHz)	99% Bandwidth (MHz)				Limit (kHz)
	A	B	C	D	
6525	18.960	-	-	-	-
6565	37.920	-	-	-	-
6685	37.920	-	-	-	-
6845	38.040	-	-	-	-
6885	9.320	-	-	-	-

Table 39 - 99% Bandwidth Results



Test Configuration			
Frequency Range:	6.525-6.875 GHz	Band:	U-NII-7
Limit Clause(s):	-	Test Method(s):	C63.10 6.9.3 C63.10 12.5.2
Additional Reference(s):	-		

DUT Configuration			
Mode:	802.11ax HE80 SU	Duty Cycle (%):	-
Modulation Coding Scheme:	MCS2x1	DCCF (dB):	-
Antenna Configuration:	SISO	Peak Antenna Gain (dBi):	-
Active Port(s):	A (Core 0)	Active Chain(s):	0

Test Frequency (MHz)	26 dB Bandwidth (MHz)				Limit (kHz)
	A	B	C	D	
6545	61.360	-	-	-	-
6625	82.500	-	-	-	-
6705	82.500	-	-	-	-
6785	82.280	-	-	-	-
6865	51.360	-	-	-	-

Table 40 - 26 dB Bandwidth Results

Test Frequency (MHz)	99% Bandwidth (MHz)				Limit (kHz)
	A	B	C	D	
6545	58.280	-	-	-	-
6625	77.000	-	-	-	-
6705	77.220	-	-	-	-
6785	77.440	-	-	-	-
6865	48.500	-	-	-	-

Table 41 - 99% Bandwidth Results



Test Configuration			
Frequency Range:	6.525-6.875 GHz	Band:	U-NII-7
Limit Clause(s):	-	Test Method(s):	C63.10 6.9.3 C63.10 12.5.2
Additional Reference(s):	-		

DUT Configuration			
Mode:	802.11ax HE160 SU	Duty Cycle (%):	-
Modulation Coding Scheme:	MCS2x1	DCCF (dB):	-
Antenna Configuration:	SISO	Peak Antenna Gain (dBi):	-
Active Port(s):	A (Core 0)	Active Chain(s):	0

Test Frequency (MHz)	26 dB Bandwidth (MHz)				Limit (kHz)
	A	B	C	D	
6505	63.160	-	-	-	-
6665	165.480	-	-	-	-
6825	133.160	-	-	-	-

Table 42 - 26 dB Bandwidth Results

Test Frequency (MHz)	99% Bandwidth (MHz)				Limit (kHz)
	A	B	C	D	
6505	58.540	-	-	-	-
6665	155.400	-	-	-	-
6825	127.280	-	-	-	-

Table 43 - 99% Bandwidth Results



Test Configuration			
Frequency Range:	6.875-7.125 GHz	Band:	U-NII-8
Limit Clause(s):	-	Test Method(s):	C63.10 6.9.3 C63.10 12.5.2
Additional Reference(s):	-		

DUT Configuration			
Mode:	802.11a	Duty Cycle (%):	-
Data Rate:	12 Mbps	DCCF (dB):	-
Antenna Configuration:	SISO	Peak Antenna Gain (dBi):	-
Active Port(s):	A (Core 0)	Active Chain(s):	0

Test Frequency (MHz)	26 dB Bandwidth (MHz)				Limit (kHz)
	A	B	C	D	
6875	10.560	-	-	-	-
6895	21.120	-	-	-	-
6995	21.180	-	-	-	-
7115	21.120	-	-	-	-

Table 44 - 26 dB Bandwidth Results

Test Frequency (MHz)	99% Bandwidth (MHz)				Limit (kHz)
	A	B	C	D	
6875	8.340	-	-	-	-
6895	16.680	-	-	-	-
6995	16.680	-	-	-	-
7115	16.680	-	-	-	-

Table 45 - 99% Bandwidth Results



Test Configuration			
Frequency Range:	6.875-7.125 GHz	Band:	U-NII-8
Limit Clause(s):	-	Test Method(s):	C63.10 6.9.3 C63.10 12.5.2
Additional Reference(s):	-		

DUT Configuration			
Mode:	802.11ax HE20 SU	Duty Cycle (%):	-
Modulation Coding Scheme:	MCS2x1	DCCF (dB):	-
Antenna Configuration:	SISO	Peak Antenna Gain (dBi):	-
Active Port(s):	A (Core 0)	Active Chain(s):	0

Test Frequency (MHz)	26 dB Bandwidth (MHz)				Limit (kHz)
	A	B	C	D	
6875	10.620	-	-	-	-
6895	21.180	-	-	-	-
6995	21.420	-	-	-	-
7115	21.240	-	-	-	-

Table 46 - 26 dB Bandwidth Results

Test Frequency (MHz)	99% Bandwidth (MHz)				Limit (kHz)
	A	B	C	D	
6875	9.480	-	-	-	-
6895	18.960	-	-	-	-
6995	18.960	-	-	-	-
7115	19.080	-	-	-	-

Table 47 - 99% Bandwidth Results



Test Configuration			
Frequency Range:	6.875-7.125 GHz	Band:	U-NII-8
Limit Clause(s):	-	Test Method(s):	C63.10 6.9.3 C63.10 12.5.2
Additional Reference(s):	-		

DUT Configuration			
Mode:	802.11ax HE40 SU	Duty Cycle (%):	-
Modulation Coding Scheme:	MCS2x1	DCCF (dB):	-
Antenna Configuration:	SISO	Peak Antenna Gain (dBi):	-
Active Port(s):	A (Core 0)	Active Chain(s):	0

Test Frequency (MHz)	26 dB Bandwidth (MHz)				Limit (kHz)
	A	B	C	D	
6885	30.880	-	-	-	-
6925	42.000	-	-	-	-
7005	41.760	-	-	-	-
7085	41.880	-	-	-	-

Table 48 - 26 dB Bandwidth Results

Test Frequency (MHz)	99% Bandwidth (MHz)				Limit (kHz)
	A	B	C	D	
6885	28.840	-	-	-	-
6925	37.920	-	-	-	-
7005	37.920	-	-	-	-
7085	37.920	-	-	-	-

Table 49 - 99% Bandwidth Results



Test Configuration			
Frequency Range:	6.875-7.125 GHz	Band:	U-NII-8
Limit Clause(s):	-	Test Method(s):	C63.10 6.9.3 C63.10 12.5.2
Additional Reference(s):	-		

DUT Configuration			
Mode:	802.11ax HE80 SU	Duty Cycle (%):	-
Modulation Coding Scheme:	MCS2x1	DCCF (dB):	-
Antenna Configuration:	SISO	Peak Antenna Gain (dBi):	-
Active Port(s):	A (Core 0)	Active Chain(s):	0

Test Frequency (MHz)	26 dB Bandwidth (MHz)				Limit (kHz)
	A	B	C	D	
6865	31.140	-	-	-	-
6945	82.720	-	-	-	-
7025	82.720	-	-	-	-

Table 50 - 26 dB Bandwidth Results

Test Frequency (MHz)	99% Bandwidth (MHz)				Limit (kHz)
	A	B	C	D	
6865	28.720	-	-	-	-
6945	77.220	-	-	-	-
7025	77.220	-	-	-	-

Table 51 - 99% Bandwidth Results



Test Configuration			
Frequency Range:	6.875-7.125 GHz	Band:	U-NII-8
Limit Clause(s):	-	Test Method(s):	C63.10 6.9.3 C63.10 12.5.2
Additional Reference(s):	-		

DUT Configuration			
Mode:	802.11ax HE160 SU	Duty Cycle (%):	-
Modulation Coding Scheme:	MCS2x1	DCCF (dB):	-
Antenna Configuration:	SISO	Peak Antenna Gain (dBi):	-
Active Port(s):	A (Core 0)	Active Chain(s):	0

Test Frequency (MHz)	26 dB Bandwidth (MHz)				Limit (kHz)
	A	B	C	D	
6825	32.740	-	-	-	-
6985	166.740	-	-	-	-

Table 52 - 26 dB Bandwidth Results

Test Frequency (MHz)	99% Bandwidth (MHz)				Limit (kHz)
	A	B	C	D	
6825	29.800	-	-	-	-
6985	155.820	-	-	-	-

Table 53 - 99% Bandwidth Results



MIMO CDD

Test Configuration			
Frequency Range:	5.925-6.425 GHz	Band:	U-NII-5
Limit Clause(s):	-	Test Method(s):	C63.10 6.9.3 C63.10 12.5.2
Additional Reference(s):	-		

DUT Configuration			
Mode:	802.11ax HE20 SU	Duty Cycle (%):	-
Modulation Coding Scheme:	MCS2x1	DCCF (dB):	-
Antenna Configuration:	MIMO CDD	Peak Antenna Gain (dBi):	-
Active Port(s):	A+B (Core 0 + Core 1)	Active Chain(s):	0+1

Test Frequency (MHz)	26 dB Bandwidth (MHz)				Limit (kHz)
	A	B	C	D	
5955	21.360	21.360	-	-	-
6175	21.360	21.480	-	-	-
6415	21.300	21.300	-	-	-

Table 54 - 26 dB Bandwidth Results

Test Frequency (MHz)	99% Bandwidth (MHz)				Limit (kHz)
	A	B	C	D	
5955	19.020	19.020	-	-	-
6175	19.020	19.020	-	-	-
6415	19.020	19.020	-	-	-

Table 55 - 99% Bandwidth Results



Test Configuration			
Frequency Range:	5.925-6.425 GHz	Band:	U-NII-5
Limit Clause(s):	-	Test Method(s):	C63.10 6.9.3 C63.10 12.5.2
Additional Reference(s):	-		

DUT Configuration			
Mode:	802.11ax HE40 SU	Duty Cycle (%):	-
Modulation Coding Scheme:	MCS2x1	DCCF (dB):	-
Antenna Configuration:	MIMO CDD	Peak Antenna Gain (dBi):	-
Active Port(s):	A+B (Core 0 + Core 1)	Active Chain(s):	0+1

Test Frequency (MHz)	26 dB Bandwidth (MHz)				Limit (kHz)
	A	B	C	D	
5965	42.000	42.120	-	-	-
6165	41.760	41.880	-	-	-
6405	41.760	41.880	-	-	-

Table 56 - 26 dB Bandwidth Results

Test Frequency (MHz)	99% Bandwidth (MHz)				Limit (kHz)
	A	B	C	D	
5965	38.040	38.040	-	-	-
6165	37.920	38.040	-	-	-
6405	37.920	38.040	-	-	-

Table 57 - 99% Bandwidth Results



Test Configuration			
Frequency Range:	5.925-6.425 GHz	Band:	U-NII-5
Limit Clause(s):	-	Test Method(s):	C63.10 6.9.3 C63.10 12.5.2
Additional Reference(s):	-		

DUT Configuration			
Mode:	802.11ax HE80 SU	Duty Cycle (%):	-
Modulation Coding Scheme:	MCS2x1	DCCF (dB):	-
Antenna Configuration:	MIMO CDD	Peak Antenna Gain (dBi):	-
Active Port(s):	A+B (Core 0 + Core 1)	Active Chain(s):	0+1

Test Frequency (MHz)	26 dB Bandwidth (MHz)				Limit (kHz)
	A	B	C	D	
5985	82.720	82.720	-	-	-
6145	82.940	82.720	-	-	-
6385	82.720	82.720	-	-	-

Table 58 - 26 dB Bandwidth Results

Test Frequency (MHz)	99% Bandwidth (MHz)				Limit (kHz)
	A	B	C	D	
5985	77.220	77.220	-	-	-
6145	77.440	77.220	-	-	-
6385	77.220	77.220	-	-	-

Table 59 - 99% Bandwidth Results



Test Configuration			
Frequency Range:	5.925-6.425 GHz	Band:	U-NII-5
Limit Clause(s):	-	Test Method(s):	C63.10 6.9.3 C63.10 12.5.2
Additional Reference(s):	-		

DUT Configuration			
Mode:	802.11ax HE160 SU	Duty Cycle (%):	-
Modulation Coding Scheme:	MCS2x1	DCCF (dB):	-
Antenna Configuration:	MIMO CDD	Peak Antenna Gain (dBi):	-
Active Port(s):	A+B (Core 0 + Core 1)	Active Chain(s):	0+1

Test Frequency (MHz)	26 dB Bandwidth (MHz)				Limit (kHz)
	A	B	C	D	
6025	165.900	165.480	-	-	-
6185	165.060	165.060	-	-	-
6345	166.740	165.900	-	-	-

Table 60 - 26 dB Bandwidth Results

Test Frequency (MHz)	99% Bandwidth (MHz)				Limit (kHz)
	A	B	C	D	
6025	155.820	155.400	-	-	-
6185	155.820	155.400	-	-	-
6345	155.820	155.820	-	-	-

Table 61 - 99% Bandwidth Results



Test Configuration			
Frequency Range:	6.425-6.525 GHz	Band:	U-NII-6
Limit Clause(s):	-	Test Method(s):	C63.10 6.9.3 C63.10 12.5.2
Additional Reference(s):	-		

DUT Configuration			
Mode:	802.11ax HE20 SU	Duty Cycle (%):	-
Modulation Coding Scheme:	MCS2x1	DCCF (dB):	-
Antenna Configuration:	MIMO CDD	Peak Antenna Gain (dBi):	-
Active Port(s):	A+B (Core 0 + Core 1)	Active Chain(s):	0+1

Test Frequency (MHz)	26 dB Bandwidth (MHz)				Limit (kHz)
	A	B	C	D	
6435	21.360	21.480	-	-	-
6475	21.360	21.300	-	-	-
6515	21.240	21.360	-	-	-

Table 62 - 26 dB Bandwidth Results

Test Frequency (MHz)	99% Bandwidth (MHz)				Limit (kHz)
	A	B	C	D	
6435	19.080	19.080	-	-	-
6475	19.020	19.080	-	-	-
6515	19.020	19.020	-	-	-

Table 63 - 99% Bandwidth Results



Test Configuration			
Frequency Range:	6.425-6.525 GHz	Band:	U-NII-6
Limit Clause(s):	-	Test Method(s):	C63.10 6.9.3 C63.10 12.5.2
Additional Reference(s):	-		

DUT Configuration			
Mode:	802.11ax HE40 SU	Duty Cycle (%):	-
Modulation Coding Scheme:	MCS2x1	DCCF (dB):	-
Antenna Configuration:	MIMO CDD	Peak Antenna Gain (dBi):	-
Active Port(s):	A+B (Core 0 + Core 1)	Active Chain(s):	0+1

Test Frequency (MHz)	26 dB Bandwidth (MHz)				Limit (kHz)
	A	B	C	D	
6445	42.000	42.000	-	-	-
6485	41.760	42.120	-	-	-
6525	21.000	21.120	-	-	-

Table 64 - 26 dB Bandwidth Results

Test Frequency (MHz)	99% Bandwidth (MHz)				Limit (kHz)
	A	B	C	D	
6445	38.040	37.920	-	-	-
6485	37.920	37.920	-	-	-
6525	18.960	19.080	-	-	-

Table 65 - 99% Bandwidth Results



Test Configuration			
Frequency Range:	6.425-6.525 GHz	Band:	U-NII-6
Limit Clause(s):	-	Test Method(s):	C63.10 6.9.3 C63.10 12.5.2
Additional Reference(s):	-		

DUT Configuration			
Mode:	802.11ax HE80 SU	Duty Cycle (%):	-
Modulation Coding Scheme:	MCS2x1	DCCF (dB):	-
Antenna Configuration:	MIMO CDD	Peak Antenna Gain (dBi):	-
Active Port(s):	A+B (Core 0 + Core 1)	Active Chain(s):	0+1

Test Frequency (MHz)	26 dB Bandwidth (MHz)				Limit (kHz)
	A	B	C	D	
6465	82.500	82.720	-	-	-
6545	21.580	21.360	-	-	-

Table 66 - 26 dB Bandwidth Results

Test Frequency (MHz)	99% Bandwidth (MHz)				Limit (kHz)
	A	B	C	D	
6465	77.220	77.220	-	-	-
6545	19.160	19.160	-	-	-

Table 67 - 99% Bandwidth Results



Test Configuration			
Frequency Range:	6.425-6.525 GHz	Band:	U-NII-6
Limit Clause(s):	-	Test Method(s):	C63.10 6.9.3 C63.10 12.5.2
Additional Reference(s):	-		

DUT Configuration			
Mode:	802.11ax HE160 SU	Duty Cycle (%):	-
Modulation Coding Scheme:	MCS2x1	DCCF (dB):	-
Antenna Configuration:	MIMO CDD	Peak Antenna Gain (dBi):	-
Active Port(s):	A+B (Core 0 + Core 1)	Active Chain(s):	0+1

Test Frequency (MHz)	26 dB Bandwidth (MHz)				Limit (kHz)
	A	B	C	D	
6505	99.800	99.800	-	-	-

Table 68 - 26 dB Bandwidth Results

Test Frequency (MHz)	99% Bandwidth (MHz)				Limit (kHz)
	A	B	C	D	
6505	97.280	97.280	-	-	-

Table 69 - 99% Bandwidth Results



Test Configuration			
Frequency Range:	6.525-6.875 GHz	Band:	U-NII-7
Limit Clause(s):	-	Test Method(s):	C63.10 6.9.3 C63.10 12.5.2
Additional Reference(s):	-		

DUT Configuration			
Mode:	802.11ax HE20 SU	Duty Cycle (%):	-
Modulation Coding Scheme:	MCS2x1	DCCF (dB):	-
Antenna Configuration:	MIMO CDD	Peak Antenna Gain (dBi):	-
Active Port(s):	A+B (Core 0 + Core 1)	Active Chain(s):	0+1

Test Frequency (MHz)	26 dB Bandwidth (MHz)				Limit (kHz)
	A	B	C	D	
6535	21.360	21.420	-	-	-
6695	21.300	21.360	-	-	-
6855	21.240	21.300	-	-	-
6875	10.680	10.680	-	-	-

Table 70 - 26 dB Bandwidth Results

Test Frequency (MHz)	99% Bandwidth (MHz)				Limit (kHz)
	A	B	C	D	
6535	19.020	19.020	-	-	-
6695	19.020	19.080	-	-	-
6855	19.020	19.020	-	-	-
6875	9.540	9.540	-	-	-

Table 71 - 99% Bandwidth Results



Test Configuration			
Frequency Range:	6.525-6.875 GHz	Band:	U-NII-7
Limit Clause(s):	-	Test Method(s):	C63.10 6.9.3 C63.10 12.5.2
Additional Reference(s):	-		

DUT Configuration			
Mode:	802.11ax HE40 SU	Duty Cycle (%):	-
Modulation Coding Scheme:	MCS2x1	DCCF (dB):	-
Antenna Configuration:	MIMO CDD	Peak Antenna Gain (dBi):	-
Active Port(s):	A+B (Core 0 + Core 1)	Active Chain(s):	0+1

Test Frequency (MHz)	26 dB Bandwidth (MHz)				Limit (kHz)
	A	B	C	D	
6525	20.880	21.000	-	-	-
6565	42.000	42.000	-	-	-
6685	42.000	41.880	-	-	-
6845	42.120	42.120	-	-	-
6885	11.120	11.000	-	-	-

Table 72 - 26 dB Bandwidth Results

Test Frequency (MHz)	99% Bandwidth (MHz)				Limit (kHz)
	A	B	C	D	
6525	18.960	18.960	-	-	-
6565	37.920	38.040	-	-	-
6685	37.920	38.040	-	-	-
6845	38.040	38.040	-	-	-
6885	9.320	9.320	-	-	-

Table 73 - 99% Bandwidth Results



Test Configuration			
Frequency Range:	6.525-6.875 GHz	Band:	U-NII-7
Limit Clause(s):	-	Test Method(s):	C63.10 6.9.3 C63.10 12.5.2
Additional Reference(s):	-		

DUT Configuration			
Mode:	802.11ax HE80 SU	Duty Cycle (%):	-
Modulation Coding Scheme:	MCS2x1	DCCF (dB):	-
Antenna Configuration:	MIMO CDD	Peak Antenna Gain (dBi):	-
Active Port(s):	A+B (Core 0 + Core 1)	Active Chain(s):	0+1

Test Frequency (MHz)	26 dB Bandwidth (MHz)				Limit (kHz)
	A	B	C	D	
6545	61.360	61.580	-	-	-
6625	82.500	82.720	-	-	-
6705	82.940	82.720	-	-	-
6785	82.720	82.720	-	-	-
6865	51.360	51.360	-	-	-

Table 74 - 26 dB Bandwidth Results

Test Frequency (MHz)	99% Bandwidth (MHz)				Limit (kHz)
	A	B	C	D	
6545	58.280	58.280	-	-	-
6625	77.000	77.220	-	-	-
6705	77.220	77.000	-	-	-
6785	77.220	77.220	-	-	-
6865	48.500	48.500	-	-	-

Table 75 - 99% Bandwidth Results



Test Configuration			
Frequency Range:	6.525-6.875 GHz	Band:	U-NII-7
Limit Clause(s):	-	Test Method(s):	C63.10 6.9.3 C63.10 12.5.2
Additional Reference(s):	-		

DUT Configuration			
Mode:	802.11ax HE160 SU	Duty Cycle (%):	-
Modulation Coding Scheme:	MCS2x1	DCCF (dB):	-
Antenna Configuration:	MIMO CDD	Peak Antenna Gain (dBi):	-
Active Port(s):	A+B (Core 0 + Core 1)	Active Chain(s):	0+1

Test Frequency (MHz)	26 dB Bandwidth (MHz)				Limit (kHz)
	A	B	C	D	
6505	63.160	62.740	-	-	-
6665	165.900	165.480	-	-	-
6825	133.160	133.160	-	-	-

Table 76 - 26 dB Bandwidth Results

Test Frequency (MHz)	99% Bandwidth (MHz)				Limit (kHz)
	A	B	C	D	
6505	58.120	58.120	-	-	-
6665	155.820	155.820	-	-	-
6825	127.280	127.280	-	-	-

Table 77 - 99% Bandwidth Results



Test Configuration			
Frequency Range:	6.875-7.125 GHz	Band:	U-NII-8
Limit Clause(s):	-	Test Method(s):	C63.10 6.9.3 C63.10 12.5.2
Additional Reference(s):	-		

DUT Configuration			
Mode:	802.11ax HE20 SU	Duty Cycle (%):	-
Modulation Coding Scheme:	MCS2x1	DCCF (dB):	-
Antenna Configuration:	MIMO CDD	Peak Antenna Gain (dBi):	-
Active Port(s):	A+B (Core 0 + Core 1)	Active Chain(s):	0+1

Test Frequency (MHz)	26 dB Bandwidth (MHz)				Limit (kHz)
	A	B	C	D	
6875	10.620	10.680	-	-	-
6895	21.360	21.360	-	-	-
6995	21.240	21.240	-	-	-
7115	21.420	21.300	-	-	-

Table 78 - 26 dB Bandwidth Results

Test Frequency (MHz)	99% Bandwidth (MHz)				Limit (kHz)
	A	B	C	D	
6875	9.480	9.540	-	-	-
6895	19.020	19.080	-	-	-
6995	19.020	19.080	-	-	-
7115	19.020	19.080	-	-	-

Table 79 - 99% Bandwidth Results



Test Configuration			
Frequency Range:	6.875-7.125 GHz	Band:	U-NII-8
Limit Clause(s):	-	Test Method(s):	C63.10 6.9.3 C63.10 12.5.2
Additional Reference(s):	-		

DUT Configuration			
Mode:	802.11ax HE40 SU	Duty Cycle (%):	-
Modulation Coding Scheme:	MCS2x1	DCCF (dB):	-
Antenna Configuration:	MIMO CDD	Peak Antenna Gain (dBi):	-
Active Port(s):	A+B (Core 0 + Core 1)	Active Chain(s):	0+1

Test Frequency (MHz)	26 dB Bandwidth (MHz)				Limit (kHz)
	A	B	C	D	
6885	30.880	31.000	-	-	-
6925	41.880	42.000	-	-	-
7005	42.000	42.120	-	-	-
7085	42.000	42.000	-	-	-

Table 80 - 26 dB Bandwidth Results

Test Frequency (MHz)	99% Bandwidth (MHz)				Limit (kHz)
	A	B	C	D	
6885	28.840	28.840	-	-	-
6925	38.040	38.040	-	-	-
7005	37.920	38.040	-	-	-
7085	37.920	38.040	-	-	-

Table 81 - 99% Bandwidth Results



Test Configuration			
Frequency Range:	6.875-7.125 GHz	Band:	U-NII-8
Limit Clause(s):	-	Test Method(s):	C63.10 6.9.3 C63.10 12.5.2
Additional Reference(s):	-		

DUT Configuration			
Mode:	802.11ax HE80 SU	Duty Cycle (%):	-
Modulation Coding Scheme:	MCS2x1	DCCF (dB):	-
Antenna Configuration:	MIMO CDD	Peak Antenna Gain (dBi):	-
Active Port(s):	A+B (Core 0 + Core 1)	Active Chain(s):	0+1

Test Frequency (MHz)	26 dB Bandwidth (MHz)				Limit (kHz)
	A	B	C	D	
6865	31.140	31.140	-	-	-
6945	82.500	82.500	-	-	-
7025	82.500	83.160	-	-	-

Table 82 - 26 dB Bandwidth Results

Test Frequency (MHz)	99% Bandwidth (MHz)				Limit (kHz)
	A	B	C	D	
6865	28.720	28.720	-	-	-
6945	77.220	77.440	-	-	-
7025	77.220	77.220	-	-	-

Table 83 - 99% Bandwidth Results



Test Configuration			
Frequency Range:	6.875-7.125 GHz	Band:	U-NII-8
Limit Clause(s):	-	Test Method(s):	C63.10 6.9.3 C63.10 12.5.2
Additional Reference(s):	-		

DUT Configuration			
Mode:	802.11ax HE160 SU	Duty Cycle (%):	-
Modulation Coding Scheme:	MCS2x1	DCCF (dB):	-
Antenna Configuration:	MIMO CDD	Peak Antenna Gain (dBi):	-
Active Port(s):	A+B (Core 0 + Core 1)	Active Chain(s):	0+1

Test Frequency (MHz)	26 dB Bandwidth (MHz)				Limit (kHz)
	A	B	C	D	
6825	32.740	32.320	-	-	-
6985	165.480	165.060	-	-	-

Table 84 - 26 dB Bandwidth Results

Test Frequency (MHz)	99% Bandwidth (MHz)				Limit (kHz)
	A	B	C	D	
6825	29.380	28.960	-	-	-
6985	155.820	155.820	-	-	-

Table 85 - 99% Bandwidth Results



MIMO SDM

Test Configuration			
Frequency Range:	5.925-6.425 GHz	Band:	U-NII-5
Limit Clause(s):	-	Test Method(s):	C63.10 6.9.3 C63.10 12.5.2
Additional Reference(s):	-		

DUT Configuration			
Mode:	802.11ax HE20 SU	Duty Cycle (%):	-
Modulation Coding Scheme:	MCS2x2	DCCF (dB):	-
Antenna Configuration:	MIMO SDM	Peak Antenna Gain (dBi):	-
Active Port(s):	A+B (Core 0 + Core 1)	Active Chain(s):	0+1

Test Frequency (MHz)	26 dB Bandwidth (MHz)				Limit (kHz)
	A	B	C	D	
5955	21.420	21.420	-	-	-
6175	21.360	21.480	-	-	-
6415	21.300	21.360	-	-	-

Table 86 - 26 dB Bandwidth Results

Test Frequency (MHz)	99% Bandwidth (MHz)				Limit (kHz)
	A	B	C	D	
5955	19.020	19.020	-	-	-
6175	19.020	19.080	-	-	-
6415	19.020	19.020	-	-	-

Table 87 - 99% Bandwidth Results



Test Configuration			
Frequency Range:	5.925-6.425 GHz	Band:	U-NII-5
Limit Clause(s):	-	Test Method(s):	C63.10 6.9.3 C63.10 12.5.2
Additional Reference(s):	-		

DUT Configuration			
Mode:	802.11ax HE40 SU	Duty Cycle (%):	-
Modulation Coding Scheme:	MCS2x2	DCCF (dB):	-
Antenna Configuration:	MIMO SDM	Peak Antenna Gain (dBi):	-
Active Port(s):	A+B (Core 0 + Core 1)	Active Chain(s):	0+1

Test Frequency (MHz)	26 dB Bandwidth (MHz)				Limit (kHz)
	A	B	C	D	
5965	41.760	42.000	-	-	-
6165	41.880	41.760	-	-	-
6405	42.000	42.000	-	-	-

Table 88 - 26 dB Bandwidth Results

Test Frequency (MHz)	99% Bandwidth (MHz)				Limit (kHz)
	A	B	C	D	
5965	38.040	37.920	-	-	-
6165	37.920	37.920	-	-	-
6405	37.920	37.920	-	-	-

Table 89 - 99% Bandwidth Results



Test Configuration			
Frequency Range:	5.925-6.425 GHz	Band:	U-NII-5
Limit Clause(s):	-	Test Method(s):	C63.10 6.9.3 C63.10 12.5.2
Additional Reference(s):	-		

DUT Configuration			
Mode:	802.11ax HE80 SU	Duty Cycle (%):	-
Modulation Coding Scheme:	MCS2x2	DCCF (dB):	-
Antenna Configuration:	MIMO SDM	Peak Antenna Gain (dBi):	-
Active Port(s):	A+B (Core 0 + Core 1)	Active Chain(s):	0+1

Test Frequency (MHz)	26 dB Bandwidth (MHz)				Limit (kHz)
	A	B	C	D	
5985	82.280	82.720	-	-	-
6145	82.280	82.940	-	-	-
6385	82.280	82.720	-	-	-

Table 90 - 26 dB Bandwidth Results

Test Frequency (MHz)	99% Bandwidth (MHz)				Limit (kHz)
	A	B	C	D	
5985	77.220	77.220	-	-	-
6145	77.440	77.440	-	-	-
6385	77.220	77.000	-	-	-

Table 91 - 99% Bandwidth Results



Test Configuration			
Frequency Range:	5.925-6.425 GHz	Band:	U-NII-5
Limit Clause(s):	-	Test Method(s):	C63.10 6.9.3 C63.10 12.5.2
Additional Reference(s):	-		

DUT Configuration			
Mode:	802.11ax HE160 SU	Duty Cycle (%):	-
Modulation Coding Scheme:	MCS2x2	DCCF (dB):	-
Antenna Configuration:	MIMO SDM	Peak Antenna Gain (dBi):	-
Active Port(s):	A+B (Core 0 + Core 1)	Active Chain(s):	0+1

Test Frequency (MHz)	26 dB Bandwidth (MHz)				Limit (kHz)
	A	B	C	D	
6025	165.480	165.480	-	-	-
6185	165.480	165.900	-	-	-
6345	165.900	165.480	-	-	-

Table 92 - 26 dB Bandwidth Results

Test Frequency (MHz)	99% Bandwidth (MHz)				Limit (kHz)
	A	B	C	D	
6025	155.400	155.820	-	-	-
6185	155.400	155.820	-	-	-
6345	155.820	155.820	-	-	-

Table 93 - 99% Bandwidth Results



Test Configuration			
Frequency Range:	6.425-6.525 GHz	Band:	U-NII-6
Limit Clause(s):	-	Test Method(s):	C63.10 6.9.3 C63.10 12.5.2
Additional Reference(s):	-		

DUT Configuration			
Mode:	802.11ax HE20 SU	Duty Cycle (%):	-
Modulation Coding Scheme:	MCS2x2	DCCF (dB):	-
Antenna Configuration:	MIMO SDM	Peak Antenna Gain (dBi):	-
Active Port(s):	A+B (Core 0 + Core 1)	Active Chain(s):	0+1

Test Frequency (MHz)	26 dB Bandwidth (MHz)				Limit (kHz)
	A	B	C	D	
6435	21.360	21.300	-	-	-
6475	21.300	21.240	-	-	-
6515	21.360	21.480	-	-	-

Table 94 - 26 dB Bandwidth Results

Test Frequency (MHz)	99% Bandwidth (MHz)				Limit (kHz)
	A	B	C	D	
6435	19.020	19.020	-	-	-
6475	19.020	19.020	-	-	-
6515	19.020	19.020	-	-	-

Table 95 - 99% Bandwidth Results



Test Configuration			
Frequency Range:	6.425-6.525 GHz	Band:	U-NII-6
Limit Clause(s):	-	Test Method(s):	C63.10 6.9.3 C63.10 12.5.2
Additional Reference(s):	-		

DUT Configuration			
Mode:	802.11ax HE40 SU	Duty Cycle (%):	-
Modulation Coding Scheme:	MCS2x2	DCCF (dB):	-
Antenna Configuration:	MIMO SDM	Peak Antenna Gain (dBi):	-
Active Port(s):	A+B (Core 0 + Core 1)	Active Chain(s):	0+1

Test Frequency (MHz)	26 dB Bandwidth (MHz)				Limit (kHz)
	A	B	C	D	
6445	42.000	41.880	-	-	-
6485	41.880	41.880	-	-	-
6525	21.000	21.000	-	-	-

Table 96 - 26 dB Bandwidth Results

Test Frequency (MHz)	99% Bandwidth (MHz)				Limit (kHz)
	A	B	C	D	
6445	37.920	37.920	-	-	-
6485	37.920	38.040	-	-	-
6525	18.960	19.080	-	-	-

Table 97 - 99% Bandwidth Results



Test Configuration			
Frequency Range:	6.425-6.525 GHz	Band:	U-NII-6
Limit Clause(s):	-	Test Method(s):	C63.10 6.9.3 C63.10 12.5.2
Additional Reference(s):	-		

DUT Configuration			
Mode:	802.11ax HE80 SU	Duty Cycle (%):	-
Modulation Coding Scheme:	MCS2x2	DCCF (dB):	-
Antenna Configuration:	MIMO SDM	Peak Antenna Gain (dBi):	-
Active Port(s):	A+B (Core 0 + Core 1)	Active Chain(s):	0+1

Test Frequency (MHz)	26 dB Bandwidth (MHz)				Limit (kHz)
	A	B	C	D	
6465	82.280	82.940	-	-	-
6545	21.360	21.360	-	-	-

Table 98 - 26 dB Bandwidth Results

Test Frequency (MHz)	99% Bandwidth (MHz)				Limit (kHz)
	A	B	C	D	
6465	77.440	77.440	-	-	-
6545	18.940	18.940	-	-	-

Table 99 - 99% Bandwidth Results



Test Configuration			
Frequency Range:	6.425-6.525 GHz	Band:	U-NII-6
Limit Clause(s):	-	Test Method(s):	C63.10 6.9.3 C63.10 12.5.2
Additional Reference(s):	-		

DUT Configuration			
Mode:	802.11ax HE160 SU	Duty Cycle (%):	-
Modulation Coding Scheme:	MCS2x2	DCCF (dB):	-
Antenna Configuration:	MIMO SDM	Peak Antenna Gain (dBi):	-
Active Port(s):	A+B (Core 0 + Core 1)	Active Chain(s):	0+1

Test Frequency (MHz)	26 dB Bandwidth (MHz)				Limit (kHz)
	A	B	C	D	
6505	99.800	99.800	-	-	-

Table 100 - 26 dB Bandwidth Results

Test Frequency (MHz)	99% Bandwidth (MHz)				Limit (kHz)
	A	B	C	D	
6505	97.280	97.280	-	-	-

Table 101 - 99% Bandwidth Results



Test Configuration			
Frequency Range:	6.525-6.875 GHz	Band:	U-NII-7
Limit Clause(s):	-	Test Method(s):	C63.10 6.9.3 C63.10 12.5.2
Additional Reference(s):	-		

DUT Configuration			
Mode:	802.11ax HE20 SU	Duty Cycle (%):	-
Modulation Coding Scheme:	MCS2x2	DCCF (dB):	-
Antenna Configuration:	MIMO SDM	Peak Antenna Gain (dBi):	-
Active Port(s):	A+B (Core 0 + Core 1)	Active Chain(s):	0+1

Test Frequency (MHz)	26 dB Bandwidth (MHz)				Limit (kHz)
	A	B	C	D	
6535	21.180	21.420	-	-	-
6695	21.360	21.240	-	-	-
6855	21.360	21.300	-	-	-
6875	10.740	10.800	-	-	-

Table 102 - 26 dB Bandwidth Results

Test Frequency (MHz)	99% Bandwidth (MHz)				Limit (kHz)
	A	B	C	D	
6535	19.020	19.020	-	-	-
6695	19.020	19.020	-	-	-
6855	19.020	19.020	-	-	-
6875	9.540	9.540	-	-	-

Table 103 - 99% Bandwidth Results



Test Configuration			
Frequency Range:	6.525-6.875 GHz	Band:	U-NII-7
Limit Clause(s):	-	Test Method(s):	C63.10 6.9.3 C63.10 12.5.2
Additional Reference(s):	-		

DUT Configuration			
Mode:	802.11ax HE40 SU	Duty Cycle (%):	-
Modulation Coding Scheme:	MCS2x2	DCCF (dB):	-
Antenna Configuration:	MIMO SDM	Peak Antenna Gain (dBi):	-
Active Port(s):	A+B (Core 0 + Core 1)	Active Chain(s):	0+1

Test Frequency (MHz)	26 dB Bandwidth (MHz)				Limit (kHz)
	A	B	C	D	
6525	20.880	20.880	-	-	-
6565	42.000	42.000	-	-	-
6685	42.120	41.880	-	-	-
6845	42.240	42.000	-	-	-
6885	11.000	11.000	-	-	-

Table 104 - 26 dB Bandwidth Results

Test Frequency (MHz)	99% Bandwidth (MHz)				Limit (kHz)
	A	B	C	D	
6525	18.960	18.960	-	-	-
6565	37.920	37.920	-	-	-
6685	37.920	37.920	-	-	-
6845	38.040	38.040	-	-	-
6885	9.320	9.320	-	-	-

Table 105 - 99% Bandwidth Results



Test Configuration			
Frequency Range:	6.525-6.875 GHz	Band:	U-NII-7
Limit Clause(s):	-	Test Method(s):	C63.10 6.9.3 C63.10 12.5.2
Additional Reference(s):	-		

DUT Configuration			
Mode:	802.11ax HE80 SU	Duty Cycle (%):	-
Modulation Coding Scheme:	MCS2x2	DCCF (dB):	-
Antenna Configuration:	MIMO SDM	Peak Antenna Gain (dBi):	-
Active Port(s):	A+B (Core 0 + Core 1)	Active Chain(s):	0+1

Test Frequency (MHz)	26 dB Bandwidth (MHz)				Limit (kHz)
	A	B	C	D	
6545	61.140	61.360	-	-	-
6625	82.940	82.940	-	-	-
6705	82.720	82.720	-	-	-
6785	82.720	82.720	-	-	-
6865	51.360	51.360	-	-	-

Table 106 - 26 dB Bandwidth Results

Test Frequency (MHz)	99% Bandwidth (MHz)				Limit (kHz)
	A	B	C	D	
6545	58.280	58.280	-	-	-
6625	77.440	77.220	-	-	-
6705	77.220	77.220	-	-	-
6785	77.220	77.220	-	-	-
6865	48.500	48.500	-	-	-

Table 107 - 99% Bandwidth Results



Test Configuration			
Frequency Range:	6.525-6.875 GHz	Band:	U-NII-7
Limit Clause(s):	-	Test Method(s):	C63.10 6.9.3 C63.10 12.5.2
Additional Reference(s):	-		

DUT Configuration			
Mode:	802.11ax HE160 SU	Duty Cycle (%):	-
Modulation Coding Scheme:	MCS2x2	DCCF (dB):	-
Antenna Configuration:	MIMO SDM	Peak Antenna Gain (dBi):	-
Active Port(s):	A+B (Core 0 + Core 1)	Active Chain(s):	0+1

Test Frequency (MHz)	26 dB Bandwidth (MHz)				Limit (kHz)
	A	B	C	D	
6505	62.740	62.740	-	-	-
6665	165.480	165.060	-	-	-
6825	133.160	132.740	-	-	-

Table 108 - 26 dB Bandwidth Results

Test Frequency (MHz)	99% Bandwidth (MHz)				Limit (kHz)
	A	B	C	D	
6505	58.120	58.120	-	-	-
6665	155.400	155.820	-	-	-
6825	127.280	126.860	-	-	-

Table 109 - 99% Bandwidth Results



Test Configuration			
Frequency Range:	6.875-7.125 GHz	Band:	U-NII-8
Limit Clause(s):	-	Test Method(s):	C63.10 6.9.3 C63.10 12.5.2
Additional Reference(s):	-		

DUT Configuration			
Mode:	802.11ax HE20 SU	Duty Cycle (%):	-
Modulation Coding Scheme:	MCS2x2	DCCF (dB):	-
Antenna Configuration:	MIMO SDM	Peak Antenna Gain (dBi):	-
Active Port(s):	A+B (Core 0 + Core 1)	Active Chain(s):	0+1

Test Frequency (MHz)	26 dB Bandwidth (MHz)				Limit (kHz)
	A	B	C	D	
6875	10.560	10.740	-	-	-
6895	21.300	21.420	-	-	-
6995	21.420	21.240	-	-	-
7115	21.600	21.300	-	-	-

Table 110 - 26 dB Bandwidth Results

Test Frequency (MHz)	99% Bandwidth (MHz)				Limit (kHz)
	A	B	C	D	
6875	9.480	9.480	-	-	-
6895	19.020	19.020	-	-	-
6995	19.020	19.020	-	-	-
7115	19.020	19.080	-	-	-

Table 111 - 99% Bandwidth Results



Test Configuration			
Frequency Range:	6.875-7.125 GHz	Band:	U-NII-8
Limit Clause(s):	-	Test Method(s):	C63.10 6.9.3 C63.10 12.5.2
Additional Reference(s):	-		

DUT Configuration			
Mode:	802.11ax HE40 SU	Duty Cycle (%):	-
Modulation Coding Scheme:	MCS2x2	DCCF (dB):	-
Antenna Configuration:	MIMO SDM	Peak Antenna Gain (dBi):	-
Active Port(s):	A+B (Core 0 + Core 1)	Active Chain(s):	0+1

Test Frequency (MHz)	26 dB Bandwidth (MHz)				Limit (kHz)
	A	B	C	D	
6885	30.880	31.000	-	-	-
6925	42.000	41.880	-	-	-
7005	42.240	41.880	-	-	-
7085	42.120	42.240	-	-	-

Table 112 - 26 dB Bandwidth Results

Test Frequency (MHz)	99% Bandwidth (MHz)				Limit (kHz)
	A	B	C	D	
6885	28.840	28.840	-	-	-
6925	37.920	38.040	-	-	-
7005	37.920	37.920	-	-	-
7085	37.920	38.040	-	-	-

Table 113 - 99% Bandwidth Results



Test Configuration			
Frequency Range:	6.875-7.125 GHz	Band:	U-NII-8
Limit Clause(s):	-	Test Method(s):	C63.10 6.9.3 C63.10 12.5.2
Additional Reference(s):	-		

DUT Configuration			
Mode:	802.11ax HE80 SU	Duty Cycle (%):	-
Modulation Coding Scheme:	MCS2x2	DCCF (dB):	-
Antenna Configuration:	MIMO SDM	Peak Antenna Gain (dBi):	-
Active Port(s):	A+B (Core 0 + Core 1)	Active Chain(s):	0+1

Test Frequency (MHz)	26 dB Bandwidth (MHz)				Limit (kHz)
	A	B	C	D	
6865	31.140	31.360	-	-	-
6945	82.500	82.500	-	-	-
7025	82.500	82.720	-	-	-

Table 114 - 26 dB Bandwidth Results

Test Frequency (MHz)	99% Bandwidth (MHz)				Limit (kHz)
	A	B	C	D	
6865	28.720	28.720	-	-	-
6945	77.220	77.220	-	-	-
7025	77.220	77.220	-	-	-

Table 115 - 99% Bandwidth Results



Test Configuration			
Frequency Range:	6.875-7.125 GHz	Band:	U-NII-8
Limit Clause(s):	-	Test Method(s):	C63.10 6.9.3 C63.10 12.5.2
Additional Reference(s):	-		

DUT Configuration			
Mode:	802.11ax HE160 SU	Duty Cycle (%):	-
Modulation Coding Scheme:	MCS2x2	DCCF (dB):	-
Antenna Configuration:	MIMO SDM	Peak Antenna Gain (dBi):	-
Active Port(s):	A+B (Core 0 + Core 1)	Active Chain(s):	0+1

Test Frequency (MHz)	26 dB Bandwidth (MHz)				Limit (kHz)
	A	B	C	D	
6825	32.740	32.740	-	-	-
6985	165.480	165.480	-	-	-

Table 116 - 26 dB Bandwidth Results

Test Frequency (MHz)	99% Bandwidth (MHz)				Limit (kHz)
	A	B	C	D	
6825	28.960	28.960	-	-	-
6985	155.820	156.240	-	-	-

Table 117 - 99% Bandwidth Results



TxBF

Test Configuration			
Frequency Range:	6.875-7.125 GHz	Band:	U-NII-5
Limit Clause(s):	-	Test Method(s):	C63.10 6.9.3 C63.10 12.5.2
Additional Reference(s):	-		

DUT Configuration			
Mode:	802.11ax HE40 SU	Duty Cycle (%):	-
Modulation Coding Scheme:	MCS2x1	DCCF (dB):	-
Antenna Configuration:	TxBF	Peak Antenna Gain (dBi):	-
Active Port(s):	A+B (Core 0 + Core 1)	Active Chain(s):	0+1

Test Frequency (MHz)	26 dB Bandwidth (MHz)				Limit (kHz)
	A	B	C	D	
6125	41.96	42.00			
6285	41.91	42.19	-	-	-
6405	42.16	42.13	-	-	-

Table 118 - 26 dB Bandwidth Results

Test Frequency (MHz)	99% Bandwidth (MHz)				Limit (kHz)
	A	B	C	D	
6125	38.827	38.753			
6285	38.547	38.661	-	-	-
6405	38.829	38.728	-	-	-

Table 119 - 99% Bandwidth Results



Test Configuration			
Frequency Range:	5.925-6.425 GHz	Band:	U-NII-5
Limit Clause(s):	-	Test Method(s):	C63.10 6.9.3 C63.10 12.5.2
Additional Reference(s):	-		

DUT Configuration			
Mode:	802.11ax HE80 SU	Duty Cycle (%):	-
Modulation Coding Scheme:	MCS2x1	DCCF (dB):	-
Antenna Configuration:	TxBF	Peak Antenna Gain (dBi):	-
Active Port(s):	A+B (Core 0 + Core 1)	Active Chain(s):	0+1

Test Frequency (MHz)	26 dB Bandwidth (MHz)				Limit (kHz)
	A	B	C	D	
5985	82.07	81.85	-	-	-
6145	82.07	81.84	-	-	-
6385	81.71	81.85	-	-	-

Table 120 - 26 dB Bandwidth Results

Test Frequency (MHz)	99% Bandwidth (MHz)				Limit (kHz)
	A	B	C	D	
5985	77.500	77.403	-	-	-
6145	77.430	77.360	-	-	-
6385	77.315	77.403	-	-	-

Table 121 - 99% Bandwidth Results



Test Configuration			
Frequency Range:	6.425-6.525 GHz	Band:	U-NII-6
Limit Clause(s):	-	Test Method(s):	C63.10 6.9.3 C63.10 12.5.2
Additional Reference(s):	-		

DUT Configuration			
Mode:	802.11ax HE40 SU	Duty Cycle (%):	-
Modulation Coding Scheme:	MCS2x1	DCCF (dB):	-
Antenna Configuration:	TxBF	Peak Antenna Gain (dBi):	-
Active Port(s):	A+B (Core 0 + Core 1)	Active Chain(s):	0+1

Test Frequency (MHz)	26 dB Bandwidth (MHz)				Limit (kHz)
	A	B	C	D	
6445	42.20	41.96	-	-	-
6485	41.90	41.92	-	-	-

Table 122 - 26 dB Bandwidth Results

Test Frequency (MHz)	99% Bandwidth (MHz)				Limit (kHz)
	A	B	C	D	
6445	38.650	38.580	-	-	-
6485	38.747	38.625	-	-	-

Table 123 - 99% Bandwidth Results



Test Configuration			
Frequency Range:	6.425-6.525 GHz	Band:	U-NII-6
Limit Clause(s):	-	Test Method(s):	C63.10 6.9.3 C63.10 12.5.2
Additional Reference(s):	-		

DUT Configuration			
Mode:	802.11ax HE80 SU	Duty Cycle (%):	-
Modulation Coding Scheme:	MCS2x1	DCCF (dB):	-
Antenna Configuration:	TxBF	Peak Antenna Gain (dBi):	-
Active Port(s):	A+B (Core 0 + Core 1)	Active Chain(s):	0+1

Test Frequency (MHz)	26 dB Bandwidth (MHz)				Limit (kHz)
	A	B	C	D	
6465	81.78	81.76	-	-	-
6545	20.02	20.30	-	-	-

Table 124 - 26 dB Bandwidth Results

Test Frequency (MHz)	99% Bandwidth (MHz)				Limit (kHz)
	A	B	C	D	
6465	77.343	77.353	-	-	-
6545	19.180	15.260	-	-	-

Table 125 - 99% Bandwidth Results



Test Configuration			
Frequency Range:	6.525-6.875 GHz	Band:	U-NII-7
Limit Clause(s):	-	Test Method(s):	C63.10 6.9.3 C63.10 12.5.2
Additional Reference(s):	-		

DUT Configuration			
Mode:	802.11ax HE80 SU	Duty Cycle (%):	-
Modulation Coding Scheme:	MCS2x1	DCCF (dB):	-
Antenna Configuration:	TxBF	Peak Antenna Gain (dBi):	-
Active Port(s):	A+B (Core 0 + Core 1)	Active Chain(s):	0+1

Test Frequency (MHz)	26 dB Bandwidth (MHz)				Limit (kHz)
	A	B	C	D	
6545	60.20	60.20	-	-	-
6625	81.90	81.83	-	-	-
6705	81.85	81.90	-	-	-
6785	82.07	82.01	-	-	-
6865	49.84	50.40	-	-	-

Table 126 - 26 dB Bandwidth Results

Test Frequency (MHz)	99% Bandwidth (MHz)				Limit (kHz)
	A	B	C	D	
6545	58.100	58.100	-	-	-
6625	77.400	77.407	-	-	-
6705	77.407	77.446	-	-	-
6785	77.415	77.455	-	-	-
6865	48.580	48.580	-	-	-

Table 127 - 99% Bandwidth Results



Test Configuration			
Frequency Range:	6.875-7.125 GHz	Band:	U-NII-8
Limit Clause(s):	-	Test Method(s):	C63.10 6.9.3 C63.10 12.5.2
Additional Reference(s):	-		

DUT Configuration			
Mode:	802.11ax HE40 SU	Duty Cycle (%):	-
Modulation Coding Scheme:	MCS2x1	DCCF (dB):	-
Antenna Configuration:	TxBF	Peak Antenna Gain (dBi):	-
Active Port(s):	A+B (Core 0 + Core 1)	Active Chain(s):	0+1

Test Frequency (MHz)	26 dB Bandwidth (MHz)				Limit (kHz)
	A	B	C	D	
6925	41.89	44.32	-	-	-
7005	42.31	42.16	-	-	-
7085	42.00	41.99	-	-	-

Table 128 - 26 dB Bandwidth Results

Test Frequency (MHz)	99% Bandwidth (MHz)				Limit (kHz)
	A	B	C	D	
6925	39.128	39.020	-	-	-
7005	38.939	38.970	-	-	-
7085	38.696	38.715	-	-	-

Table 129 - 99% Bandwidth Results



Test Configuration			
Frequency Range:	6.875-7.125 GHz	Band:	U-NII-8
Limit Clause(s):	-	Test Method(s):	C63.10 6.9.3 C63.10 12.5.2
Additional Reference(s):	-		

DUT Configuration			
Mode:	802.11ax HE80 SU	Duty Cycle (%):	-
Modulation Coding Scheme:	MCS2x1	DCCF (dB):	-
Antenna Configuration:	TxBF	Peak Antenna Gain (dBi):	-
Active Port(s):	A+B (Core 0 + Core 1)	Active Chain(s):	0+1

Test Frequency (MHz)	26 dB Bandwidth (MHz)				Limit (kHz)
	A	B	C	D	
6865	30.94	30.80	-	-	-
6945	81.70	81.81	-	-	-
7025	81.97	81.98	-	-	-

Table 130 - 26 dB Bandwidth Results

Test Frequency (MHz)	99% Bandwidth (MHz)				Limit (kHz)
	A	B	C	D	
6865	28.980	28.840	-	-	-
6945	77.356	77.298	-	-	-
7025	77.404	77.385	-	-	-

Table 131 - 99% Bandwidth Results

FCC Part 15E, Limit Clause 15.407 (a)(10)

The maximum transmitter channel bandwidth for U–NII devices in the 5.925–7.125 GHz band is 320 megahertz.

ISED RSS-248, Limit Clause 4.4

The occupied bandwidth shall not exceed 320 MHz.



2.1.7 Test Location and Test Equipment Used

This test was carried out in RF Laboratory 14.

Instrument	Manufacturer	Type No.	TE No.	Calibration Period (months)	Calibration Expiry Date
Hygrometer	Rotronic	I-1000	3068	12	21-Sep-2023
1800-6000 MHz Power Splitter	Mini-Circuits	ZN2PD-63-S+	4055	-	O/P Mon
Power splitter - 2 port	Mini-Circuits	ZN2PD-63-S+	4743	12	30-Nov-2023
Network Analyser	Keysight Technologies	E5063A	5018	12	29-Sep-2023
Cable (18 GHz)	Rosenberger	LU7-071-1000	5096	12	23-Oct-2023
Cable (18 GHz)	Rosenberger	LU7-071-1000	5100	12	23-Oct-2023
Electronic Calibration Module	Keysight Technologies	85093C	5188	12	09-Sep-2023
Directional Coupler 2-8GHz	RF-Lambda	RFDC2G8G10	5765	-	O/P Mon
Directional Coupler 2-8GHz	RF-Lambda	RFDC2G8G10	5766	-	O/P Mon
1500VA AC Power Supply	iTech	IT7324	5907	-	O/P Mon
MXA Signal Analyser	Keysight Technologies	N9020B	5919	24	13-Mar-2024
USB Power Sensors, 50MHz to 8GHz	Boonton	RTP5008	5921	12	05-Jul-2023
USB Power Sensors, 50MHz to 8GHz	Boonton	RTP5008	5922	12	05-Jul-2023
Signal Conditioning Unit	TUV SUD	SPECTRUM_SCU001	5932	12	10-May-2023
Digital Multimeter	Fluke	115	6145	12	17-Jun-2023
Coaxial Fixed Attenuator DC-18GHz 5W 10dB	RF-Lambda	RFS5G18B10SMP	6176	12	17-Jul-2023

Table 132

O/P Mon – Output Monitored using calibrated equipment



2.2 Maximum Conducted Output Power

2.2.1 Specification Reference

FCC 47 CFR Part 15E, Clause 15.407 (a)
ISED RSS-248, Clause 4.5
ISED RSS-GEN, Clause 6.12

2.2.2 Equipment Under Test and Modification State

A2918, S/N: C66N957K94 - Modification State 0
A2918, S/N: F7MJXMD2XQ - Modification State 0

2.2.3 Date of Test

26-April-2023 to 28-April-2023

2.2.4 Test Method

For transmit beamforming mode, all channels were tested in accordance with KDB 789033 clause E.2d (SA-2). Other modes were performed in accordance with KDB 789033 clause E.3b (gated RF average power meter), except straddle channels which were performed in accordance with KDB 789033 clause E.2d (SA-2).

MIMO output port summing was performed in accordance with KDB 662911 D01. The EUT has equal conducted powers on all ports for each mode of operation, but unequal antenna gains. Therefore, for SISO modes the EUT was tested on the port with the highest antenna gain which would result in the highest EIRP output power.

For the CDD results the directional gain was calculated in accordance with clause F)2)f)(ii) using the calculations from F)2)f)(i) with worst-case individual gain and an array gain of zero.

For SDM modes Directional Gain was calculated in accordance with clause F)2)d)(ii).

For transmit beamforming (TxBF) mode it was calculated in accordance with clause F)2)d)(i).

2.2.5 Environmental Conditions

Ambient Temperature	21.6 - 22.3 °C
Relative Humidity	31.5 - 44.5 %



2.2.6 Test Results

6 GHz WLAN

SISO

Test Configuration			
Frequency Range:	5.925-6.425 GHz	Band:	U-NII-5
Limit Clause(s):	15.407(a)(8) RSS-248	Test Method(s):	C63.10 12.4.3.2
Additional Reference(s):	-		

DUT Configuration			
Mode:	802.11a	Duty Cycle (%):	97.9
Data Rate:	12 Mbps	DCCF (dB):	-
Antenna Configuration:	SISO	Peak Antenna Gain (dBi):	5.11
Active Port(s):	A (Core 0)	Active Chain(s):	0

Test Frequency (MHz)	Maximum Conducted Output Power (dBm)					Gain (dBi)	EIRP (dBm)	EIRP Limit (dBm)	EIRP Margin (dB)
	A	B	C	D	Σ				
5955	3.68	-	-	-	-	5.11	8.79	24.00	-15.21
6175	3.78	-	-	-	-	4.76	8.54	24.00	-15.46
6415	4.07	-	-	-	-	4.63	8.70	24.00	-15.30

Table 133 - Maximum Conducted (average) Output Power Results

Test Configuration			
Frequency Range:	5.925-6.425 GHz	Band:	U-NII-5
Limit Clause(s):	15.407(a)(8) RSS-248	Test Method(s):	C63.10 12.4.3.2
Additional Reference(s):	-		

DUT Configuration			
Mode:	802.11ax HE20 SU	Duty Cycle (%):	96.1
Modulation Coding Scheme:	MCS2x1	DCCF (dB):	-
Antenna Configuration:	SISO	Peak Antenna Gain (dBi):	5.11
Active Port(s):	A (Core 0)	Active Chain(s):	0

Test Frequency (MHz)	Maximum Conducted Output Power (dBm)					Gain (dBi)	EIRP (dBm)	EIRP Limit (dBm)	EIRP Margin (dB)
	A	B	C	D	Σ				
5955	3.63	-	-	-	-	5.11	8.74	24.00	-15.26
6175	3.81	-	-	-	-	4.76	8.57	24.00	-15.43
6415	4.21	-	-	-	-	4.63	8.84	24.00	-15.16

Table 134 - Maximum Conducted (average) Output Power Results



Test Configuration			
Frequency Range:	5.925-6.425 GHz	Band:	U-NII-5
Limit Clause(s):	15.407(a)(8) RSS-248	Test Method(s):	C63.10 12.4.3.2
Additional Reference(s):	-		

DUT Configuration			
Mode:	802.11ax HE40 SU	Duty Cycle (%):	96.1
Modulation Coding Scheme:	MCS2x1	DCCF (dB):	-
Antenna Configuration:	SISO	Peak Antenna Gain (dBi):	5.11
Active Port(s):	A (Core 0)	Active Chain(s):	0

Test Frequency (MHz)	Maximum Conducted Output Power (dBm)					Gain (dBi)	EIRP (dBm)	EIRP Limit (dBm)	EIRP Margin (dB)
	A	B	C	D	Σ				
5965	6.06	-	-	-	-	5.11	11.17	24.00	-12.83
6165	6.28	-	-	-	-	4.76	11.04	24.00	-12.96
6405	6.43	-	-	-	-	4.63	11.06	24.00	-12.94

Table 135 - Maximum Conducted (average) Output Power Results

Test Configuration			
Frequency Range:	5.925-6.425 GHz	Band:	U-NII-5
Limit Clause(s):	15.407(a)(8) RSS-248	Test Method(s):	C63.10 12.4.3.2
Additional Reference(s):	-		

DUT Configuration			
Mode:	802.11ax HE80 SU	Duty Cycle (%):	95.7
Modulation Coding Scheme:	MCS2x1	DCCF (dB):	-
Antenna Configuration:	SISO	Peak Antenna Gain (dBi):	5.11
Active Port(s):	A (Core 0)	Active Chain(s):	0

Test Frequency (MHz)	Maximum Conducted Output Power (dBm)					Gain (dBi)	EIRP (dBm)	EIRP Limit (dBm)	EIRP Margin (dB)
	A	B	C	D	Σ				
5985	9.07	-	-	-	-	5.11	14.18	24.00	-9.82
6145	9.15	-	-	-	-	4.76	13.91	24.00	-10.09
6385	9.72	-	-	-	-	4.63	14.35	24.00	-9.65

Table 136 - Maximum Conducted (average) Output Power Results



Test Configuration			
Frequency Range:	5.925-6.425 GHz	Band:	U-NII-5
Limit Clause(s):	15.407(a)(8) RSS-248	Test Method(s):	C63.10 12.4.3.2
Additional Reference(s):	-		

DUT Configuration			
Mode:	802.11ax HE160 SU	Duty Cycle (%):	93.0
Modulation Coding Scheme:	MCS2x1	DCCF (dB):	-
Antenna Configuration:	SISO	Peak Antenna Gain (dBi):	5.11
Active Port(s):	A (Core 0)	Active Chain(s):	0

Test Frequency (MHz)	Maximum Conducted Output Power (dBm)					Gain (dBi)	EIRP (dBm)	EIRP Limit (dBm)	EIRP Margin (dB)
	A	B	C	D	Σ				
6025	11.99	-	-	-	-	5.11	17.10	24.00	-6.90
6185	12.26	-	-	-	-	4.76	17.02	24.00	-6.98
6345	12.41	-	-	-	-	4.63	17.04	24.00	-6.96

Table 137 - Maximum Conducted (average) Output Power Results

Test Configuration			
Frequency Range:	6.425-6.525 GHz	Band:	U-NII-6
Limit Clause(s):	15.407(a)(8) RSS-248	Test Method(s):	C63.10 12.4.3.2
Additional Reference(s):	-		

DUT Configuration			
Mode:	802.11a	Duty Cycle (%):	97.9
Data Rate:	12 Mbps	DCCF (dB):	-
Antenna Configuration:	SISO	Peak Antenna Gain (dBi):	4.64
Active Port(s):	A (Core 0)	Active Chain(s):	0

Test Frequency (MHz)	Maximum Conducted Output Power (dBm)					Gain (dBi)	EIRP (dBm)	EIRP Limit (dBm)	EIRP Margin (dB)
	A	B	C	D	Σ				
6435	4.11	-	-	-	-	4.64	8.75	24.00	-15.25
6475	4.04	-	-	-	-	4.64	8.68	24.00	-15.32
6515	4.07	-	-	-	-	4.64	8.71	24.00	-15.29

Table 138 - Maximum Conducted (average) Output Power Results



Test Configuration			
Frequency Range:	6.425-6.525 GHz	Band:	U-NII-6
Limit Clause(s):	15.407(a)(8) RSS-248	Test Method(s):	C63.10 12.4.3.2
Additional Reference(s):	-		

DUT Configuration			
Mode:	802.11ax HE20 SU	Duty Cycle (%):	96.2
Modulation Coding Scheme:	MCS2x1	DCCF (dB):	-
Antenna Configuration:	SISO	Peak Antenna Gain (dBi):	4.64
Active Port(s):	A (Core 0)	Active Chain(s):	0

Test Frequency (MHz)	Maximum Conducted Output Power (dBm)					Gain (dBi)	EIRP (dBm)	EIRP Limit (dBm)	EIRP Margin (dB)
	A	B	C	D	Σ				
6435	3.92	-	-	-	-	4.64	8.56	24.00	-15.44
6475	4.19	-	-	-	-	4.64	8.83	24.00	-15.17
6515	4.10	-	-	-	-	4.64	8.74	24.00	-15.26

Table 139 - Maximum Conducted (average) Output Power Results

Test Configuration			
Frequency Range:	6.425-6.525 GHz	Band:	U-NII-6
Limit Clause(s):	15.407(a)(8) RSS-248	Test Method(s):	C63.10 12.4.2.4 C63.10 12.4.3.2
Additional Reference(s):	-		
Note(s):	Straddle channel power was measured using the appropriate SA test method. DCCF was added to the spectrum analyser reference level offset.		

DUT Configuration			
Mode:	802.11ax HE40 SU	Duty Cycle (%):	96.0
Modulation Coding Scheme:	MCS2x1	DCCF (dB):	0.18
Antenna Configuration:	SISO	Peak Antenna Gain (dBi):	4.64
Active Port(s):	A (Core 0)	Active Chain(s):	0

Test Frequency (MHz)	Maximum Conducted Output Power (dBm)					Gain (dBi)	EIRP (dBm)	EIRP Limit (dBm)	EIRP Margin (dB)
	A	B	C	D	Σ				
6445	6.57	-	-	-	-	4.64	11.21	24.00	-12.79
6485	6.56	-	-	-	-	4.64	11.20	24.00	-12.80
6525	2.90	-	-	-	-	4.64	7.54	24.00	-16.46

Table 140 - Maximum Conducted (average) Output Power Results



Test Configuration			
Frequency Range:	6.425-6.525 GHz	Band:	U-NII-6
Limit Clause(s):	15.407(a)(8) RSS-248	Test Method(s):	C63.10 12.4.2.4 C63.10 12.4.3.2
Additional Reference(s):	-		
Note(s):	Straddle channel power was measured using the appropriate SA test method. DCCF was added to the spectrum analyser reference level offset.		

DUT Configuration			
Mode:	802.11ax HE80 SU	Duty Cycle (%):	96.1
Modulation Coding Scheme:	MCS2x1	DCCF (dB):	0.17
Antenna Configuration:	SISO	Peak Antenna Gain (dBi):	4.64
Active Port(s):	A (Core 0)	Active Chain(s):	0

Test Frequency (MHz)	Maximum Conducted Output Power (dBm)					Gain (dBi)	EIRP (dBm)	EIRP Limit (dBm)	EIRP Margin (dB)
	A	B	C	D	Σ				
6465	9.44	-	-	-	-	4.64	14.08	24.00	-9.92
6545	2.50	-	-	-	-	4.64	7.14	24.00	-16.86

Table 141 - Maximum Conducted (average) Output Power Results

Test Configuration			
Frequency Range:	6.425-6.525 GHz	Band:	U-NII-6
Limit Clause(s):	15.407(a)(8) RSS-248	Test Method(s):	C63.10 12.4.2.4
Additional Reference(s):	-		
Note(s):	Straddle channel power was measured using the appropriate SA test method. DCCF was added to the spectrum analyser reference level offset.		

DUT Configuration			
Mode:	802.11ax HE160 SU	Duty Cycle (%):	93.0
Modulation Coding Scheme:	MCS2x1	DCCF (dB):	0.32
Antenna Configuration:	SISO	Peak Antenna Gain (dBi):	4.64
Active Port(s):	A (Core 0)	Active Chain(s):	0

Test Frequency (MHz)	Maximum Conducted Output Power (dBm)					Gain (dBi)	EIRP (dBm)	EIRP Limit (dBm)	EIRP Margin (dB)
	A	B	C	D	Σ				
6505	10.35	-	-	-	-	4.64	14.99	24.00	-9.01

Table 142 - Maximum Conducted (average) Output Power Results



Test Configuration			
Frequency Range:	6.525-6.875 GHz	Band:	U-NII-7
Limit Clause(s):	15.407(a)(8) RSS-248	Test Method(s):	C63.10 12.4.2.4 C63.10 12.4.3.2
Additional Reference(s):	-		
Note(s):	Straddle channel power was measured using the appropriate SA test method. DCCF was added to the spectrum analyser reference level offset.		

DUT Configuration			
Mode:	802.11a	Duty Cycle (%):	97.7
Data Rate:	12 Mbps	DCCF (dB):	0.10
Antenna Configuration:	SISO	Peak Antenna Gain (dBi):	5.43
Active Port(s):	A (Core 0)	Active Chain(s):	0

Test Frequency (MHz)	Maximum Conducted Output Power (dBm)					Gain (dBi)	EIRP (dBm)	EIRP Limit (dBm)	EIRP Margin (dB)
	A	B	C	D	Σ				
6535	3.16	-	-	-	-	5.43	8.59	24.00	-15.41
6695	3.19	-	-	-	-	5.43	8.62	24.00	-15.38
6855	3.19	-	-	-	-	5.43	8.62	24.00	-15.38
6875	0.54	-	-	-	-	5.43	5.97	24.00	-18.03

Table 143 - Maximum Conducted (average) Output Power Results

Test Configuration			
Frequency Range:	6.525-6.875 GHz	Band:	U-NII-7
Limit Clause(s):	15.407(a)(8) RSS-248	Test Method(s):	C63.10 12.4.2.4 C63.10 12.4.3.2
Additional Reference(s):	-		
Note(s):	Straddle channel power was measured using the appropriate SA test method. DCCF was added to the spectrum analyser reference level offset.		

DUT Configuration			
Mode:	802.11ax HE20 SU	Duty Cycle (%):	96.2
Modulation Coding Scheme:	MCS2x1	DCCF (dB):	0.17
Antenna Configuration:	SISO	Peak Antenna Gain (dBi):	5.43
Active Port(s):	A (Core 0)	Active Chain(s):	0

Test Frequency (MHz)	Maximum Conducted Output Power (dBm)					Gain (dBi)	EIRP (dBm)	EIRP Limit (dBm)	EIRP Margin (dB)
	A	B	C	D	Σ				
6535	3.49	-	-	-	-	5.43	8.92	24.00	-15.08
6695	3.25	-	-	-	-	5.43	8.68	24.00	-15.32
6855	3.41	-	-	-	-	5.43	8.84	24.00	-15.16
6875	0.44	-	-	-	-	5.43	5.87	24.00	-18.13

Table 144 - Maximum Conducted (average) Output Power Results



Test Configuration			
Frequency Range:	6.525-6.875 GHz	Band:	U-NII-7
Limit Clause(s):	15.407(a)(8) RSS-248	Test Method(s):	C63.10 12.4.2.4 C63.10 12.4.3.2
Additional Reference(s):	-		
Note(s):	Straddle channel power was measured using the appropriate SA test method. DCCF was added to the spectrum analyser reference level offset.		

DUT Configuration			
Mode:	802.11ax HE40 SU	Duty Cycle (%):	96.0
Modulation Coding Scheme:	MCS2x1	DCCF (dB):	0.18
Antenna Configuration:	SISO	Peak Antenna Gain (dBi):	5.43
Active Port(s):	A (Core 0)	Active Chain(s):	0

Test Frequency (MHz)	Maximum Conducted Output Power (dBm)					Gain (dBi)	EIRP (dBm)	EIRP Limit (dBm)	EIRP Margin (dB)
	A	B	C	D	Σ				
6525	2.96	-	-	-	-	5.43	8.39	24.00	-15.61
6565	5.87	-	-	-	-	5.43	11.30	24.00	-12.70
6685	5.95	-	-	-	-	5.43	11.38	24.00	-12.62
6845	5.65	-	-	-	-	5.43	11.08	24.00	-12.92
6885	-0.49	-	-	-	-	5.43	4.94	24.00	-19.06

Table 145 - Maximum Conducted (average) Output Power Results



Test Configuration			
Frequency Range:	6.525-6.875 GHz	Band:	U-NII-7
Limit Clause(s):	15.407(a)(8) RSS-248	Test Method(s):	C63.10 12.4.2.4 C63.10 12.4.3.2
Additional Reference(s):	-		
Note(s):	Straddle channel power was measured using the appropriate SA test method. DCCF was added to the spectrum analyser reference level offset.		

DUT Configuration			
Mode:	802.11ax HE80 SU	Duty Cycle (%):	95.8
Modulation Coding Scheme:	MCS2x1	DCCF (dB):	0.19
Antenna Configuration:	SISO	Peak Antenna Gain (dBi):	5.43
Active Port(s):	A (Core 0)	Active Chain(s):	0

Test Frequency (MHz)	Maximum Conducted Output Power (dBm)					Gain (dBi)	EIRP (dBm)	EIRP Limit (dBm)	EIRP Margin (dB)
	A	B	C	D	Σ				
6545	7.65	-	-	-	-	5.43	13.08	24.00	-10.92
6625	8.65	-	-	-	-	5.43	14.08	24.00	-9.92
6705	8.67	-	-	-	-	5.43	14.10	24.00	-9.90
6785	8.74	-	-	-	-	5.43	14.17	24.00	-9.83
6865	7.17	-	-	-	-	5.43	12.60	24.00	-11.40

Table 146 - Maximum Conducted (average) Output Power Results

Test Configuration			
Frequency Range:	6.525-6.875 GHz	Band:	U-NII-7
Limit Clause(s):	15.407(a)(8) RSS-248	Test Method(s):	C63.10 12.4.2.4 C63.10 12.4.3.2
Additional Reference(s):	-		
Note(s):	Straddle channel power was measured using the appropriate SA test method. DCCF was added to the spectrum analyser reference level offset.		

DUT Configuration			
Mode:	802.11ax HE160 SU	Duty Cycle (%):	93.0
Modulation Coding Scheme:	MCS2x1	DCCF (dB):	0.32
Antenna Configuration:	SISO	Peak Antenna Gain (dBi):	5.43
Active Port(s):	A (Core 0)	Active Chain(s):	0

Test Frequency (MHz)	Maximum Conducted Output Power (dBm)					Gain (dBi)	EIRP (dBm)	EIRP Limit (dBm)	EIRP Margin (dB)
	A	B	C	D	Σ				
6505	6.95	-	-	-	-	5.43	12.38	24.00	-11.62
6665	11.66	-	-	-	-	5.43	17.09	24.00	-6.91
6825	11.28	-	-	-	-	5.43	16.71	24.00	-7.29

Table 147 - Maximum Conducted (average) Output Power Results



Test Configuration			
Frequency Range:	6.875-7.125 GHz	Band:	U-NII-8
Limit Clause(s):	15.407(a)(8) RSS-248	Test Method(s):	C63.10 12.4.2.4 C63.10 12.4.3.2
Additional Reference(s):	-		
Note(s):	Straddle channel power was measured using the appropriate SA test method. DCCF was added to the spectrum analyser reference level offset.		

DUT Configuration			
Mode:	802.11a	Duty Cycle (%):	97.8
Data Rate:	12 Mbps	DCCF (dB):	0.10
Antenna Configuration:	SISO	Peak Antenna Gain (dBi):	5.43
Active Port(s):	A (Core 0)	Active Chain(s):	0

Test Frequency (MHz)	Maximum Conducted Output Power (dBm)					Gain (dBi)	EIRP (dBm)	EIRP Limit (dBm)	EIRP Margin (dB)
	A	B	C	D	Σ				
6875	0.44	-	-	-	-	5.43	5.87	24.00	-18.13
6895	3.85	-	-	-	-	4.78	8.63	24.00	-15.37
6995	3.86	-	-	-	-	4.78	8.64	24.00	-15.36
7115	3.40	-	-	-	-	4.78	8.18	24.00	-15.82

Table 148 - Maximum Conducted (average) Output Power Results

Test Configuration			
Frequency Range:	6.875-7.125 GHz	Band:	U-NII-8
Limit Clause(s):	15.407(a)(8) RSS-248	Test Method(s):	C63.10 12.4.2.4 C63.10 12.4.3.2
Additional Reference(s):	-		
Note(s):	Straddle channel power was measured using the appropriate SA test method. DCCF was added to the spectrum analyser reference level offset.		

DUT Configuration			
Mode:	802.11ax HE20 SU	Duty Cycle (%):	96.2
Modulation Coding Scheme:	MCS2x1	DCCF (dB):	0.17
Antenna Configuration:	SISO	Peak Antenna Gain (dBi):	5.43
Active Port(s):	A (Core 0)	Active Chain(s):	0

Test Frequency (MHz)	Maximum Conducted Output Power (dBm)					Gain (dBi)	EIRP (dBm)	EIRP Limit (dBm)	EIRP Margin (dB)
	A	B	C	D	Σ				
6875	0.30	-	-	-	-	5.43	5.73	24.00	-18.27
6895	3.82	-	-	-	-	4.78	8.60	24.00	-15.40
6995	3.88	-	-	-	-	4.78	8.66	24.00	-15.34
7115	-6.05	-	-	-	-	4.78	-1.27	24.00	-25.27

Table 149 - Maximum Conducted (average) Output Power Results



Test Configuration			
Frequency Range:	6.875-7.125 GHz	Band:	U-NII-8
Limit Clause(s):	15.407(a)(8) RSS-248	Test Method(s):	C63.10 12.4.2.4 C63.10 12.4.3.2
Additional Reference(s):	-		
Note(s):	Straddle channel power was measured using the appropriate SA test method. DCCF was added to the spectrum analyser reference level offset.		

DUT Configuration			
Mode:	802.11ax HE40 SU	Duty Cycle (%):	96.0
Modulation Coding Scheme:	MCS2x1	DCCF (dB):	0.18
Antenna Configuration:	SISO	Peak Antenna Gain (dBi):	5.43
Active Port(s):	A (Core 0)	Active Chain(s):	0

Test Frequency (MHz)	Maximum Conducted Output Power (dBm)					Gain (dBi)	EIRP (dBm)	EIRP Limit (dBm)	EIRP Margin (dB)
	A	B	C	D	Σ				
6885	4.53	-	-	-	-	5.43	9.96	24.00	-14.04
6925	6.31	-	-	-	-	4.78	11.09	24.00	-12.91
7005	6.37	-	-	-	-	4.78	11.15	24.00	-12.85
7085	6.41	-	-	-	-	4.78	11.19	24.00	-12.81

Table 150 - Maximum Conducted (average) Output Power Results

Test Configuration			
Frequency Range:	6.875-7.125 GHz	Band:	U-NII-8
Limit Clause(s):	15.407(a)(8) RSS-248	Test Method(s):	C63.10 12.4.2.4 C63.10 12.4.3.2
Additional Reference(s):	-		
Note(s):	Straddle channel power was measured using the appropriate SA test method. DCCF was added to the spectrum analyser reference level offset.		

DUT Configuration			
Mode:	802.11ax HE80 SU	Duty Cycle (%):	95.9
Modulation Coding Scheme:	MCS2x1	DCCF (dB):	0.18
Antenna Configuration:	SISO	Peak Antenna Gain (dBi):	5.43
Active Port(s):	A (Core 0)	Active Chain(s):	0

Test Frequency (MHz)	Maximum Conducted Output Power (dBm)					Gain (dBi)	EIRP (dBm)	EIRP Limit (dBm)	EIRP Margin (dB)
	A	B	C	D	Σ				
6865	4.28	-	-	-	-	5.43	9.71	24.00	-14.29
6945	9.40	-	-	-	-	4.78	14.18	24.00	-9.82
7025	9.23	-	-	-	-	4.78	14.01	24.00	-9.99

Table 151 - Maximum Conducted (average) Output Power Results



Test Configuration			
Frequency Range:	6.875-7.125 GHz	Band:	U-NII-8
Limit Clause(s):	15.407(a)(8) RSS-248	Test Method(s):	C63.10 12.4.2.4 C63.10 12.4.3.2
Additional Reference(s):	-		
Note(s):	Straddle channel power was measured using the appropriate SA test method. DCCF was added to the spectrum analyser reference level offset.		

DUT Configuration			
Mode:	802.11ax HE160 SU	Duty Cycle (%):	93.0
Modulation Coding Scheme:	MCS2x1	DCCF (dB):	0.32
Antenna Configuration:	SISO	Peak Antenna Gain (dBi):	5.43
Active Port(s):	A (Core 0)	Active Chain(s):	0

Test Frequency (MHz)	Maximum Conducted Output Power (dBm)					Gain (dBi)	EIRP (dBm)	EIRP Limit (dBm)	EIRP Margin (dB)
	A	B	C	D	Σ				
6825	2.12	-	-	-	-	5.43	7.55	24.00	-16.45
6985	12.36	-	-	-	-	4.78	17.14	24.00	-6.86

Table 152 - Maximum Conducted (average) Output Power Results

Test Configuration			
Frequency Range:	5.925-6.425 GHz	Band:	U-NII-5
Limit Clause(s):	15.407(a)(8) RSS-248	Test Method(s):	C63.10 12.4.3.2
Additional Reference(s):	-		

DUT Configuration			
Mode:	802.11ax HE20 RU26	Duty Cycle (%):	97.1
Modulation Coding Scheme:	MCS2x1	DCCF (dB):	-
Antenna Configuration:	SISO	Peak Antenna Gain (dBi):	5.11
Active Port(s):	A (Core 0)	Active Chain(s):	0

Test Frequency (MHz)	Maximum Conducted Output Power (dBm)					Gain (dBi)	EIRP (dBm)	EIRP Limit (dBm)	EIRP Margin (dB)
	A	B	C	D	Σ				
5955 (RU26.0)	-5.59	-	-	-	-	5.11	-0.48	24.00	-24.48
6175 (RU26.0)	-5.16	-	-	-	-	4.76	-0.40	24.00	-24.40
6415 (RU26.8)	-4.94	-	-	-	-	4.63	-0.31	24.00	-24.31

Table 153 - Maximum Conducted (average) Output Power Results



Test Configuration			
Frequency Range:	5.925-6.425 GHz	Band:	U-NII-5
Limit Clause(s):	15.407(a)(8) RSS-248	Test Method(s):	C63.10 12.4.3.2
Additional Reference(s):	-		

DUT Configuration			
Mode:	802.11ax HE20 RU52	Duty Cycle (%):	97.2
Modulation Coding Scheme:	MCS2x1	DCCF (dB):	-
Antenna Configuration:	SISO	Peak Antenna Gain (dBi):	5.11
Active Port(s):	A (Core 0)	Active Chain(s):	0

Test Frequency (MHz)	Maximum Conducted Output Power (dBm)					Gain (dBi)	EIRP (dBm)	EIRP Limit (dBm)	EIRP Margin (dB)
	A	B	C	D	Σ				
5955 (RU52.37)	-2.58	-	-	-	-	5.11	2.53	24.00	-21.47
6175 (RU52.37)	-2.34	-	-	-	-	4.76	2.42	24.00	-21.58
6415 (RU52.40)	-1.97	-	-	-	-	4.63	2.66	24.00	-21.34

Table 154 - Maximum Conducted (average) Output Power Results

Test Configuration			
Frequency Range:	5.925-6.425 GHz	Band:	U-NII-5
Limit Clause(s):	15.407(a)(8) RSS-248	Test Method(s):	C63.10 12.4.3.2
Additional Reference(s):	-		

DUT Configuration			
Mode:	802.11ax HE20 RU106	Duty Cycle (%):	98.1
Modulation Coding Scheme:	MCS2x1	DCCF (dB):	-
Antenna Configuration:	SISO	Peak Antenna Gain (dBi):	5.11
Active Port(s):	A (Core 0)	Active Chain(s):	0

Test Frequency (MHz)	Maximum Conducted Output Power (dBm)					Gain (dBi)	EIRP (dBm)	EIRP Limit (dBm)	EIRP Margin (dB)
	A	B	C	D	Σ				
5955 (RU106.53)	0.49	-	-	-	-	5.11	5.60	24.00	-18.40
6175 (RU106.53)	0.79	-	-	-	-	4.76	5.55	24.00	-18.45
6415 (RU106.54)	0.95	-	-	-	-	4.63	5.58	24.00	-18.42

Table 155 - Maximum Conducted (average) Output Power Results



Test Configuration			
Frequency Range:	6.425-6.525 GHz	Band:	U-NII-6
Limit Clause(s):	15.407(a)(8) RSS-248	Test Method(s):	C63.10 12.4.3.2
Additional Reference(s):	-		

DUT Configuration			
Mode:	802.11ax HE20 RU26	Duty Cycle (%):	97.2
Modulation Coding Scheme:	MCS2x1	DCCF (dB):	-
Antenna Configuration:	SISO	Peak Antenna Gain (dBi):	4.64
Active Port(s):	A (Core 0)	Active Chain(s):	0

Test Frequency (MHz)	Maximum Conducted Output Power (dBm)					Gain (dBi)	EIRP (dBm)	EIRP Limit (dBm)	EIRP Margin (dB)
	A	B	C	D	Σ				
6435 (RU26.0)	-4.87	-	-	-	-	4.64	-0.23	24.00	-24.23
6475 (RU26.0)	-5.01	-	-	-	-	4.64	-0.37	24.00	-24.37
6515 (RU26.8)	-5.08	-	-	-	-	4.64	-0.44	24.00	-24.44

Table 156 - Maximum Conducted (average) Output Power Results

Test Configuration			
Frequency Range:	6.425-6.525 GHz	Band:	U-NII-6
Limit Clause(s):	15.407(a)(8) RSS-248	Test Method(s):	C63.10 12.4.3.2
Additional Reference(s):	-		

DUT Configuration			
Mode:	802.11ax HE20 RU52	Duty Cycle (%):	97.0
Modulation Coding Scheme:	MCS2x1	DCCF (dB):	-
Antenna Configuration:	SISO	Peak Antenna Gain (dBi):	4.64
Active Port(s):	A (Core 0)	Active Chain(s):	0

Test Frequency (MHz)	Maximum Conducted Output Power (dBm)					Gain (dBi)	EIRP (dBm)	EIRP Limit (dBm)	EIRP Margin (dB)
	A	B	C	D	Σ				
6435 (RU52.37)	-1.93	-	-	-	-	4.64	2.71	24.00	-21.29
6475 (RU52.37)	-2.09	-	-	-	-	4.64	2.55	24.00	-21.45
6515 (RU52.40)	-1.89	-	-	-	-	4.64	2.75	24.00	-21.25

Table 157 - Maximum Conducted (average) Output Power Results



Test Configuration			
Frequency Range:	6.425-6.525 GHz	Band:	U-NII-6
Limit Clause(s):	15.407(a)(8) RSS-248	Test Method(s):	C63.10 12.4.3.2
Additional Reference(s):	-		

DUT Configuration			
Mode:	802.11ax HE20 RU106	Duty Cycle (%):	97.9
Modulation Coding Scheme:	MCS2x1	DCCF (dB):	-
Antenna Configuration:	SISO	Peak Antenna Gain (dBi):	4.64
Active Port(s):	A (Core 0)	Active Chain(s):	0

Test Frequency (MHz)	Maximum Conducted Output Power (dBm)					Gain (dBi)	EIRP (dBm)	EIRP Limit (dBm)	EIRP Margin (dB)
	A	B	C	D	Σ				
6435 (RU106.53)	0.98	-	-	-	-	4.64	5.62	24.00	-18.38
6475 (RU106.53)	1.07	-	-	-	-	4.64	5.71	24.00	-18.29
6515 (RU106.54)	1.02	-	-	-	-	4.64	5.66	24.00	-18.34

Table 158 - Maximum Conducted (average) Output Power Results

Test Configuration			
Frequency Range:	6.525-6.875 GHz	Band:	U-NII-7
Limit Clause(s):	15.407(a)(8) RSS-248	Test Method(s):	C63.10 12.4.2.4 C63.10 12.4.3.2
Additional Reference(s):	-		
Note(s):	Straddle channel power was measured using the appropriate SA test method. DCCF was added to the spectrum analyser reference level offset.		

DUT Configuration			
Mode:	802.11ax HE20 RU26	Duty Cycle (%):	97.1
Modulation Coding Scheme:	MCS2x1	DCCF (dB):	0.13
Antenna Configuration:	SISO	Peak Antenna Gain (dBi):	5.43
Active Port(s):	A (Core 0)	Active Chain(s):	0

Test Frequency (MHz)	Maximum Conducted Output Power (dBm)					Gain (dBi)	EIRP (dBm)	EIRP Limit (dBm)	EIRP Margin (dB)
	A	B	C	D	Σ				
6535 (RU26.0)	-5.58	-	-	-	-	5.43	-0.15	24.00	-24.15
6695 (RU26.0)	-5.68	-	-	-	-	5.43	-0.25	24.00	-24.25
6855 (RU26.8)	-5.79	-	-	-	-	5.43	-0.36	24.00	-24.36
6875 (RU26.3)	-5.69	-	-	-	-	5.43	-0.26	24.00	-24.26

Table 159 - Maximum Conducted (average) Output Power Results



Test Configuration			
Frequency Range:	6.525-6.875 GHz	Band:	U-NII-7
Limit Clause(s):	15.407(a)(8) RSS-248	Test Method(s):	C63.10 12.4.2.4 C63.10 12.4.3.2
Additional Reference(s):	-		
Note(s):	Straddle channel power was measured using the appropriate SA test method. DCCF was added to the spectrum analyser reference level offset.		

DUT Configuration			
Mode:	802.11ax HE20 RU52	Duty Cycle (%):	97.1
Modulation Coding Scheme:	MCS2x1	DCCF (dB):	0.13
Antenna Configuration:	SISO	Peak Antenna Gain (dBi):	5.43
Active Port(s):	A (Core 0)	Active Chain(s):	0

Test Frequency (MHz)	Maximum Conducted Output Power (dBm)					Gain (dBi)	EIRP (dBm)	EIRP Limit (dBm)	EIRP Margin (dB)
	A	B	C	D	Σ				
6535 (RU52.37)	-2.68	-	-	-	-	5.43	2.75	24.00	-21.25
6695 (RU52.37)	-2.78	-	-	-	-	5.43	2.65	24.00	-21.35
6855 (RU52.40)	-2.77	-	-	-	-	5.43	2.66	24.00	-21.34
6875 (RU52.38)	-2.84	-	-	-	-	5.43	2.59	24.00	-21.41

Table 160 - Maximum Conducted (average) Output Power Results

Test Configuration			
Frequency Range:	6.525-6.875 GHz	Band:	U-NII-7
Limit Clause(s):	15.407(a)(8) RSS-248	Test Method(s):	C63.10 12.4.2.4 C63.10 12.4.3.2
Additional Reference(s):	-		
Note(s):	Straddle channel power was measured using the appropriate SA test method. DCCF was added to the spectrum analyser reference level offset.		

DUT Configuration			
Mode:	802.11ax HE20 RU106	Duty Cycle (%):	98.0
Modulation Coding Scheme:	MCS2x1	DCCF (dB):	0.09
Antenna Configuration:	SISO	Peak Antenna Gain (dBi):	5.43
Active Port(s):	A (Core 0)	Active Chain(s):	0

Test Frequency (MHz)	Maximum Conducted Output Power (dBm)					Gain (dBi)	EIRP (dBm)	EIRP Limit (dBm)	EIRP Margin (dB)
	A	B	C	D	Σ				
6535 (RU106.53)	0.19	-	-	-	-	5.43	5.62	24.00	-18.38
6695 (RU106.53)	0.39	-	-	-	-	5.43	5.82	24.00	-18.18
6855 (RU106.54)	0.33	-	-	-	-	5.43	5.76	24.00	-18.24
6875 (RU106.53)	0.26	-	-	-	-	5.43	5.69	24.00	-18.31

Table 161 - Maximum Conducted (average) Output Power Results



Test Configuration			
Frequency Range:	6.875-7.125 GHz	Band:	U-NII-8
Limit Clause(s):	15.407(a)(8) RSS-248	Test Method(s):	C63.10 12.4.2.4 C63.10 12.4.3.2
Additional Reference(s):	-		
Note(s):	Straddle channel power was measured using the appropriate SA test method. DCCF was added to the spectrum analyser reference level offset.		

DUT Configuration			
Mode:	802.11ax HE20 RU26	Duty Cycle (%):	97.2
Modulation Coding Scheme:	MCS2x1	DCCF (dB):	0.12
Antenna Configuration:	SISO	Peak Antenna Gain (dBi):	5.43
Active Port(s):	A (Core 0)	Active Chain(s):	0

Test Frequency (MHz)	Maximum Conducted Output Power (dBm)					Gain (dBi)	EIRP (dBm)	EIRP Limit (dBm)	EIRP Margin (dB)
	A	B	C	D	Σ				
6875 (RU26.5)	-5.69	-	-	-	-	5.43	-0.26	24.00	-24.26
6895 (RU26.0)	-5.18	-	-	-	-	4.78	-0.40	24.00	-24.40
6995 (RU26.0)	-5.29	-	-	-	-	4.78	-0.51	24.00	-24.51
7095 (RU26.8)	-5.14	-	-	-	-	4.78	-0.36	24.00	-24.36

Table 162 - Maximum Conducted (average) Output Power Results

Test Configuration			
Frequency Range:	6.875-7.125 GHz	Band:	U-NII-8
Limit Clause(s):	15.407(a)(8) RSS-248	Test Method(s):	C63.10 12.4.2.4 C63.10 12.4.3.2
Additional Reference(s):	-		
Note(s):	Straddle channel power was measured using the appropriate SA test method. DCCF was added to the spectrum analyser reference level offset.		

DUT Configuration			
Mode:	802.11ax HE20 RU52	Duty Cycle (%):	97.1
Modulation Coding Scheme:	MCS2x1	DCCF (dB):	0.13
Antenna Configuration:	SISO	Peak Antenna Gain (dBi):	5.43
Active Port(s):	A (Core 0)	Active Chain(s):	0

Test Frequency (MHz)	Maximum Conducted Output Power (dBm)					Gain (dBi)	EIRP (dBm)	EIRP Limit (dBm)	EIRP Margin (dB)
	A	B	C	D	Σ				
6875 (RU52.39)	-2.88	-	-	-	-	5.43	2.55	24.00	-21.45
6895 (RU52.37)	-2.27	-	-	-	-	4.78	2.51	24.00	-21.49
6995 (RU52.37)	-2.35	-	-	-	-	4.78	2.43	24.00	-21.57
7095 (RU52.40)	-2.21	-	-	-	-	4.78	2.57	24.00	-21.43

Table 163 - Maximum Conducted (average) Output Power Results



Test Configuration			
Frequency Range:	6.875-7.125 GHz	Band:	U-NII-8
Limit Clause(s):	15.407(a)(8) RSS-248	Test Method(s):	C63.10 12.4.2.4 C63.10 12.4.3.2
Additional Reference(s):	-		
Note(s):	Straddle channel power was measured using the appropriate SA test method. DCCF was added to the spectrum analyser reference level offset.		

DUT Configuration			
Mode:	802.11ax HE20 RU106	Duty Cycle (%):	98.0
Modulation Coding Scheme:	MCS2x1	DCCF (dB):	0.09
Antenna Configuration:	SISO	Peak Antenna Gain (dBi):	5.43
Active Port(s):	A (Core 0)	Active Chain(s):	0

Test Frequency (MHz)	Maximum Conducted Output Power (dBm)					Gain (dBi)	EIRP (dBm)	EIRP Limit (dBm)	EIRP Margin (dB)
	A	B	C	D	Σ				
6875 (RU106.54)	0.21	-	-	-	-	5.43	5.64	24.00	-18.36
6895 (RU106.53)	0.89	-	-	-	-	4.78	5.67	24.00	-18.33
6995 (RU106.53)	0.81	-	-	-	-	4.78	5.59	24.00	-18.41
7095 (RU106.54)	0.97	-	-	-	-	4.78	5.75	24.00	-18.25

Table 164 - Maximum Conducted (average) Output Power Results



MIMO CDD

Test Configuration			
Frequency Range:	5.925-6.425 GHz	Band:	U-NII-5
Limit Clause(s):	15.407(a)(8) RSS-248	Test Method(s):	C63.10 12.4.3.2
Additional Reference(s):	662911 D01 v02r01 F)2)f(i), 662911 D01 v02r01 E)1)		

DUT Configuration			
Mode:	802.11ax HE20 SU	Duty Cycle (%):	96.2
Modulation Coding Scheme:	MCS2x1	DCCF (dB):	-
Antenna Configuration:	MIMO CDD	Peak Antenna Gain (dBi):	5.11
Active Port(s):	A+B (Core 0 + Core 1)	Active Chain(s):	0+1

Test Frequency (MHz)	Maximum Conducted Output Power (dBm)					Gain (dBi)	EIRP (dBm)	EIRP Limit (dBm)	EIRP Margin (dB)
	A	B	C	D	Σ				
5955	-2.25	-2.03	-	-	0.86	5.11	5.97	24.00	-18.03
6175	-1.83	-1.35	-	-	1.42	4.76	6.18	24.00	-17.82
6415	-1.10	-1.33	-	-	1.79	4.63	6.42	24.00	-17.58

Table 165 - Maximum Conducted (average) Output Power Results

Test Configuration			
Frequency Range:	5.925-6.425 GHz	Band:	U-NII-5
Limit Clause(s):	15.407(a)(8) RSS-248	Test Method(s):	C63.10 12.4.3.2
Additional Reference(s):	662911 D01 v02r01 F)2)f(i), 662911 D01 v02r01 E)1)		

DUT Configuration			
Mode:	802.11ax HE40 SU	Duty Cycle (%):	96.2
Modulation Coding Scheme:	MCS2x1	DCCF (dB):	-
Antenna Configuration:	MIMO CDD	Peak Antenna Gain (dBi):	5.11
Active Port(s):	A+B (Core 0 + Core 1)	Active Chain(s):	0+1

Test Frequency (MHz)	Maximum Conducted Output Power (dBm)					Gain (dBi)	EIRP (dBm)	EIRP Limit (dBm)	EIRP Margin (dB)
	A	B	C	D	Σ				
5965	0.72	0.42	-	-	3.58	5.11	8.69	24.00	-15.31
6165	0.78	1.14	-	-	3.97	4.76	8.73	24.00	-15.27
6405	1.07	1.30	-	-	4.19	4.63	8.82	24.00	-15.18

Table 166 - Maximum Conducted (average) Output Power Results



Test Configuration			
Frequency Range:	5.925-6.425 GHz	Band:	U-NII-5
Limit Clause(s):	15.407(a)(8) RSS-248	Test Method(s):	C63.10 12.4.3.2
Additional Reference(s):	662911 D01 v02r01 F)2)f(i), 662911 D01 v02r01 E)1)		

DUT Configuration			
Mode:	802.11ax HE80 SU	Duty Cycle (%):	95.9
Modulation Coding Scheme:	MCS2x1	DCCF (dB):	-
Antenna Configuration:	MIMO CDD	Peak Antenna Gain (dBi):	5.11
Active Port(s):	A+B (Core 0 + Core 1)	Active Chain(s):	0+1

Test Frequency (MHz)	Maximum Conducted Output Power (dBm)					Gain (dBi)	EIRP (dBm)	EIRP Limit (dBm)	EIRP Margin (dB)
	A	B	C	D	Σ				
5985	3.39	3.65	-	-	6.53	5.11	11.64	24.00	-12.36
6145	4.18	4.47	-	-	7.34	4.76	12.10	24.00	-11.90
6385	4.48	4.48	-	-	7.49	4.63	12.12	24.00	-11.88

Table 167 - Maximum Conducted (average) Output Power Results

Test Configuration			
Frequency Range:	5.925-6.425 GHz	Band:	U-NII-5
Limit Clause(s):	15.407(a)(8) RSS-248	Test Method(s):	C63.10 12.4.3.2
Additional Reference(s):	662911 D01 v02r01 F)2)f(i), 662911 D01 v02r01 E)1)		

DUT Configuration			
Mode:	802.11ax HE160 SU	Duty Cycle (%):	92.9
Modulation Coding Scheme:	MCS2x1	DCCF (dB):	-
Antenna Configuration:	MIMO CDD	Peak Antenna Gain (dBi):	5.11
Active Port(s):	A+B (Core 0 + Core 1)	Active Chain(s):	0+1

Test Frequency (MHz)	Maximum Conducted Output Power (dBm)					Gain (dBi)	EIRP (dBm)	EIRP Limit (dBm)	EIRP Margin (dB)
	A	B	C	D	Σ				
6025	6.26	6.53	-	-	9.38	5.11	14.49	24.00	-9.51
6185	7.11	7.38	-	-	10.25	4.76	15.01	24.00	-8.99
6345	7.22	7.40	-	-	10.31	4.63	14.94	24.00	-9.06

Table 168 - Maximum Conducted (average) Output Power Results



Test Configuration			
Frequency Range:	6.425-6.525 GHz	Band:	U-NII-6
Limit Clause(s):	15.407(a)(8) RSS-248	Test Method(s):	C63.10 12.4.3.2
Additional Reference(s):	662911 D01 v02r01 F)2)f(i), 662911 D01 v02r01 E)1)		

DUT Configuration			
Mode:	802.11ax HE20 SU	Duty Cycle (%):	96.1
Modulation Coding Scheme:	MCS2x1	DCCF (dB):	-
Antenna Configuration:	MIMO CDD	Peak Antenna Gain (dBi):	4.64
Active Port(s):	A+B (Core 0 + Core 1)	Active Chain(s):	0+1

Test Frequency (MHz)	Maximum Conducted Output Power (dBm)					Gain (dBi)	EIRP (dBm)	EIRP Limit (dBm)	EIRP Margin (dB)
	A	B	C	D	Σ				
6435	-1.09	-1.24	-	-	1.84	4.64	6.48	24.00	-17.52
6475	-0.75	-0.89	-	-	2.19	4.64	6.83	24.00	-17.17
6515	-1.07	-1.17	-	-	1.88	4.64	6.52	24.00	-17.48

Table 169 - Maximum Conducted (average) Output Power Results

Test Configuration			
Frequency Range:	6.425-6.525 GHz	Band:	U-NII-6
Limit Clause(s):	15.407(a)(8) RSS-248	Test Method(s):	C63.10 12.4.2.4 C63.10 12.4.3.2
Additional Reference(s):	662911 D01 v02r01 F)2)f(i), 662911 D01 v02r01 E)1)		
Note(s):	Straddle channel power was measured using the appropriate SA test method. DCCF was added to the spectrum analyser reference level offset.		

DUT Configuration			
Mode:	802.11ax HE40 SU	Duty Cycle (%):	96.2
Modulation Coding Scheme:	MCS2x1	DCCF (dB):	0.17
Antenna Configuration:	MIMO CDD	Peak Antenna Gain (dBi):	4.64
Active Port(s):	A+B (Core 0 + Core 1)	Active Chain(s):	0+1

Test Frequency (MHz)	Maximum Conducted Output Power (dBm)					Gain (dBi)	EIRP (dBm)	EIRP Limit (dBm)	EIRP Margin (dB)
	A	B	C	D	Σ				
6445	0.92	1.26	-	-	4.10	4.64	8.74	24.00	-15.26
6485	0.86	1.17	-	-	4.03	4.64	8.67	24.00	-15.33
6525	-2.48	-2.11	-	-	0.72	4.64	5.36	24.00	-18.64

Table 170 - Maximum Conducted (average) Output Power Results



Test Configuration			
Frequency Range:	6.425-6.525 GHz	Band:	U-NII-6
Limit Clause(s):	15.407(a)(8) RSS-248	Test Method(s):	C63.10 12.4.2.4 C63.10 12.4.3.2
Additional Reference(s):	662911 D01 v02r01 F)2)f)(i), 662911 D01 v02r01 E)1)		
Note(s):	Straddle channel power was measured using the appropriate SA test method. DCCF was added to the spectrum analyser reference level offset.		

DUT Configuration			
Mode:	802.11ax HE80 SU	Duty Cycle (%):	95.7
Modulation Coding Scheme:	MCS2x1	DCCF (dB):	0.19
Antenna Configuration:	MIMO CDD	Peak Antenna Gain (dBi):	4.64
Active Port(s):	A+B (Core 0 + Core 1)	Active Chain(s):	0+1

Test Frequency (MHz)	Maximum Conducted Output Power (dBm)					Gain (dBi)	EIRP (dBm)	EIRP Limit (dBm)	EIRP Margin (dB)
	A	B	C	D	Σ				
6465	4.47	4.71	-	-	7.60	4.64	12.24	24.00	-11.76
6545	-2.67	-2.69	-	-	0.33	4.64	4.97	24.00	-19.03

Table 171 - Maximum Conducted (average) Output Power Results

Test Configuration			
Frequency Range:	6.425-6.525 GHz	Band:	U-NII-6
Limit Clause(s):	15.407(a)(8) RSS-248	Test Method(s):	C63.10 12.4.2.4
Additional Reference(s):	662911 D01 v02r01 F)2)f)(i), 662911 D01 v02r01 E)1)		
Note(s):	Straddle channel power was measured using the appropriate SA test method. DCCF was added to the spectrum analyser reference level offset.		

DUT Configuration			
Mode:	802.11ax HE160 SU	Duty Cycle (%):	92.9
Modulation Coding Scheme:	MCS2x1	DCCF (dB):	0.32
Antenna Configuration:	MIMO CDD	Peak Antenna Gain (dBi):	4.64
Active Port(s):	A+B (Core 0 + Core 1)	Active Chain(s):	0+1

Test Frequency (MHz)	Maximum Conducted Output Power (dBm)					Gain (dBi)	EIRP (dBm)	EIRP Limit (dBm)	EIRP Margin (dB)
	A	B	C	D	Σ				
6505	4.80	5.01	-	-	7.91	4.64	12.55	24.00	-11.45

Table 172 - Maximum Conducted (average) Output Power Results



Test Configuration			
Frequency Range:	6.525-6.875 GHz	Band:	U-NII-7
Limit Clause(s):	15.407(a)(8) RSS-248	Test Method(s):	C63.10 12.4.2.4 C63.10 12.4.3.2
Additional Reference(s):	662911 D01 v02r01 F)2)f)(i), 662911 D01 v02r01 E)1)		
Note(s):	Straddle channel power was measured using the appropriate SA test method. DCCF was added to the spectrum analyser reference level offset.		

DUT Configuration			
Mode:	802.11ax HE20 SU	Duty Cycle (%):	96.2
Modulation Coding Scheme:	MCS2x1	DCCF (dB):	0.17
Antenna Configuration:	MIMO CDD	Peak Antenna Gain (dBi):	5.43
Active Port(s):	A+B (Core 0 + Core 1)	Active Chain(s):	0+1

Test Frequency (MHz)	Maximum Conducted Output Power (dBm)					Gain (dBi)	EIRP (dBm)	EIRP Limit (dBm)	EIRP Margin (dB)
	A	B	C	D	Σ				
6535	-1.51	-1.58	-	-	1.47	5.43	6.90	24.00	-17.10
6695	-1.65	-1.83	-	-	1.26	5.43	6.69	24.00	-17.31
6855	-1.77	-2.63	-	-	0.82	5.43	6.25	24.00	-17.75
6875	-4.80	-5.56	-	-	-2.15	5.43	3.28	24.00	-20.72

Table 173 - Maximum Conducted (average) Output Power Results



Test Configuration			
Frequency Range:	6.525-6.875 GHz	Band:	U-NII-7
Limit Clause(s):	15.407(a)(8) RSS-248	Test Method(s):	C63.10 12.4.2.4 C63.10 12.4.3.2
Additional Reference(s):	662911 D01 v02r01 F)2)f(i), 662911 D01 v02r01 E)1)		
Note(s):	Straddle channel power was measured using the appropriate SA test method. DCCF was added to the spectrum analyser reference level offset.		

DUT Configuration			
Mode:	802.11ax HE40 SU	Duty Cycle (%):	95.9
Modulation Coding Scheme:	MCS2x1	DCCF (dB):	0.18
Antenna Configuration:	MIMO CDD	Peak Antenna Gain (dBi):	5.43
Active Port(s):	A+B (Core 0 + Core 1)	Active Chain(s):	0+1

Test Frequency (MHz)	Maximum Conducted Output Power (dBm)					Gain (dBi)	EIRP (dBm)	EIRP Limit (dBm)	EIRP Margin (dB)
	A	B	C	D	Σ				
6525	-2.47	-2.09	-	-	0.73	5.43	6.16	24.00	-17.84
6565	0.39	0.89	-	-	3.65	5.43	9.08	24.00	-14.92
6685	0.85	0.76	-	-	3.82	5.43	9.25	24.00	-14.75
6845	0.69	0.26	-	-	3.49	5.43	8.92	24.00	-15.08
6885	-5.34	-6.14	-	-	-2.71	5.43	2.72	24.00	-21.28

Table 174 - Maximum Conducted (average) Output Power Results



Test Configuration			
Frequency Range:	6.525-6.875 GHz	Band:	U-NII-7
Limit Clause(s):	15.407(a)(8) RSS-248	Test Method(s):	C63.10 12.4.2.4 C63.10 12.4.3.2
Additional Reference(s):	662911 D01 v02r01 F)2)f)(i), 662911 D01 v02r01 E)1)		
Note(s):	Straddle channel power was measured using the appropriate SA test method. DCCF was added to the spectrum analyser reference level offset.		

DUT Configuration			
Mode:	802.11ax HE80 SU	Duty Cycle (%):	95.7
Modulation Coding Scheme:	MCS2x1	DCCF (dB):	0.19
Antenna Configuration:	MIMO CDD	Peak Antenna Gain (dBi):	5.43
Active Port(s):	A+B (Core 0 + Core 1)	Active Chain(s):	0+1

Test Frequency (MHz)	Maximum Conducted Output Power (dBm)					Gain (dBi)	EIRP (dBm)	EIRP Limit (dBm)	EIRP Margin (dB)
	A	B	C	D	Σ				
6545	2.58	2.65	-	-	5.63	5.43	11.06	24.00	-12.94
6625	3.84	3.96	-	-	6.91	5.43	12.34	24.00	-11.66
6705	3.85	3.92	-	-	6.90	5.43	12.33	24.00	-11.67
6785	3.79	3.91	-	-	6.86	5.43	12.29	24.00	-11.71
6865	1.78	2.04	-	-	4.92	5.43	10.35	24.00	-13.65

Table 175 - Maximum Conducted (average) Output Power Results

Test Configuration			
Frequency Range:	6.525-6.875 GHz	Band:	U-NII-7
Limit Clause(s):	15.407(a)(8) RSS-248	Test Method(s):	C63.10 12.4.2.4 C63.10 12.4.3.2
Additional Reference(s):	662911 D01 v02r01 F)2)f)(i), 662911 D01 v02r01 E)1)		
Note(s):	Straddle channel power was measured using the appropriate SA test method. DCCF was added to the spectrum analyser reference level offset.		

DUT Configuration			
Mode:	802.11ax HE160 SU	Duty Cycle (%):	92.9
Modulation Coding Scheme:	MCS2x1	DCCF (dB):	0.32
Antenna Configuration:	MIMO CDD	Peak Antenna Gain (dBi):	5.43
Active Port(s):	A+B (Core 0 + Core 1)	Active Chain(s):	0+1

Test Frequency (MHz)	Maximum Conducted Output Power (dBm)					Gain (dBi)	EIRP (dBm)	EIRP Limit (dBm)	EIRP Margin (dB)
	A	B	C	D	Σ				
6505	1.36	1.68	-	-	4.53	5.43	9.96	24.00	-14.04
6665	6.29	6.78	-	-	9.55	5.43	14.98	24.00	-9.02
6825	6.31	6.28	-	-	9.30	5.43	14.73	24.00	-9.27

Table 176 - Maximum Conducted (average) Output Power Results



Test Configuration			
Frequency Range:	6.875-7.125 GHz	Band:	U-NII-8
Limit Clause(s):	15.407(a)(8) RSS-248	Test Method(s):	C63.10 12.4.2.4 C63.10 12.4.3.2
Additional Reference(s):	662911 D01 v02r01 F)2)f)(i), 662911 D01 v02r01 E)1)		
Note(s):	Straddle channel power was measured using the appropriate SA test method. DCCF was added to the spectrum analyser reference level offset.		

DUT Configuration			
Mode:	802.11ax HE20 SU	Duty Cycle (%):	96.2
Modulation Coding Scheme:	MCS2x1	DCCF (dB):	0.17
Antenna Configuration:	MIMO CDD	Peak Antenna Gain (dBi):	5.43
Active Port(s):	A+B (Core 0 + Core 1)	Active Chain(s):	0+1

Test Frequency (MHz)	Maximum Conducted Output Power (dBm)					Gain (dBi)	EIRP (dBm)	EIRP Limit (dBm)	EIRP Margin (dB)
	A	B	C	D	Σ				
6875	-4.88	-5.71	-	-	-2.26	5.43	3.17	24.00	-20.83
6895	-0.80	-1.56	-	-	1.84	4.78	6.62	24.00	-17.38
6995	-0.86	-1.82	-	-	1.70	4.78	6.48	24.00	-17.52
7115	-8.30	-9.69	-	-	-5.93	4.78	-1.15	24.00	-25.15

Table 177 - Maximum Conducted (average) Output Power Results

Test Configuration			
Frequency Range:	6.875-7.125 GHz	Band:	U-NII-8
Limit Clause(s):	15.407(a)(8) RSS-248	Test Method(s):	C63.10 12.4.2.4 C63.10 12.4.3.2
Additional Reference(s):	662911 D01 v02r01 F)2)f)(i), 662911 D01 v02r01 E)1)		
Note(s):	Straddle channel power was measured using the appropriate SA test method. DCCF was added to the spectrum analyser reference level offset.		

DUT Configuration			
Mode:	802.11ax HE40 SU	Duty Cycle (%):	95.9
Modulation Coding Scheme:	MCS2x1	DCCF (dB):	0.18
Antenna Configuration:	MIMO CDD	Peak Antenna Gain (dBi):	5.43
Active Port(s):	A+B (Core 0 + Core 1)	Active Chain(s):	0+1

Test Frequency (MHz)	Maximum Conducted Output Power (dBm)					Gain (dBi)	EIRP (dBm)	EIRP Limit (dBm)	EIRP Margin (dB)
	A	B	C	D	Σ				
6885	-0.29	-1.11	-	-	2.33	5.43	7.76	24.00	-16.24
6925	0.69	-0.04	-	-	3.35	4.78	8.13	24.00	-15.87
7005	1.21	0.20	-	-	3.74	4.78	8.52	24.00	-15.48
7085	1.47	0.43	-	-	3.99	4.78	8.77	24.00	-15.23

Table 178 - Maximum Conducted (average) Output Power Results



Test Configuration			
Frequency Range:	6.875-7.125 GHz	Band:	U-NII-8
Limit Clause(s):	15.407(a)(8) RSS-248	Test Method(s):	C63.10 12.4.2.4 C63.10 12.4.3.2
Additional Reference(s):	662911 D01 v02r01 F)2)f)(i), 662911 D01 v02r01 E)1)		
Note(s):	Straddle channel power was measured using the appropriate SA test method. DCCF was added to the spectrum analyser reference level offset.		

DUT Configuration			
Mode:	802.11ax HE80 SU	Duty Cycle (%):	95.7
Modulation Coding Scheme:	MCS2x1	DCCF (dB):	0.19
Antenna Configuration:	MIMO CDD	Peak Antenna Gain (dBi):	5.43
Active Port(s):	A+B (Core 0 + Core 1)	Active Chain(s):	0+1

Test Frequency (MHz)	Maximum Conducted Output Power (dBm)					Gain (dBi)	EIRP (dBm)	EIRP Limit (dBm)	EIRP Margin (dB)
	A	B	C	D	Σ				
6865	-1.08	-0.59	-	-	2.18	5.43	7.61	24.00	-16.39
6945	4.83	4.83	-	-	7.84	4.78	12.62	24.00	-11.38
7025	4.72	4.96	-	-	7.85	4.78	12.63	24.00	-11.37

Table 179 - Maximum Conducted (average) Output Power Results

Test Configuration			
Frequency Range:	6.875-7.125 GHz	Band:	U-NII-8
Limit Clause(s):	15.407(a)(8) RSS-248	Test Method(s):	C63.10 12.4.2.4 C63.10 12.4.3.2
Additional Reference(s):	662911 D01 v02r01 F)2)f)(i), 662911 D01 v02r01 E)1)		
Note(s):	Straddle channel power was measured using the appropriate SA test method. DCCF was added to the spectrum analyser reference level offset.		

DUT Configuration			
Mode:	802.11ax HE160 SU	Duty Cycle (%):	92.9
Modulation Coding Scheme:	MCS2x1	DCCF (dB):	0.32
Antenna Configuration:	MIMO CDD	Peak Antenna Gain (dBi):	5.43
Active Port(s):	A+B (Core 0 + Core 1)	Active Chain(s):	0+1

Test Frequency (MHz)	Maximum Conducted Output Power (dBm)					Gain (dBi)	EIRP (dBm)	EIRP Limit (dBm)	EIRP Margin (dB)
	A	B	C	D	Σ				
6825	-2.96	-2.58	-	-	0.25	5.43	5.68	24.00	-18.32
6985	7.74	7.79	-	-	10.76	4.78	15.54	24.00	-8.46

Table 180 - Maximum Conducted (average) Output Power Results



Test Configuration			
Frequency Range:	5.925-6.425 GHz	Band:	U-NII-5
Limit Clause(s):	15.407(a)(8) RSS-248	Test Method(s):	C63.10 12.4.3.2
Additional Reference(s):	662911 D01 v02r01 F)2)f(i), 662911 D01 v02r01 E)1)		

DUT Configuration			
Mode:	802.11ax HE20 RU52	Duty Cycle (%):	97.1
Modulation Coding Scheme:	MCS2x1	DCCF (dB):	-
Antenna Configuration:	MIMO CDD	Peak Antenna Gain (dBi):	5.11
Active Port(s):	A+B (Core 0 + Core 1)	Active Chain(s):	0+1

Test Frequency (MHz)	Maximum Conducted Output Power (dBm)					Gain (dBi)	EIRP (dBm)	EIRP Limit (dBm)	EIRP Margin (dB)
	A	B	C	D	Σ				
5955 (RU52.37)	-8.21	-7.93	-	-	-5.06	5.11	0.05	24.00	-23.95
6175 (RU52.37)	-7.35	-7.22	-	-	-4.27	4.76	0.49	24.00	-23.51
6415 (RU52.40)	-6.85	-7.10	-	-	-3.97	4.63	0.66	24.00	-23.34

Table 181 - Maximum Conducted (average) Output Power Results

Test Configuration			
Frequency Range:	5.925-6.425 GHz	Band:	U-NII-5
Limit Clause(s):	15.407(a)(8) RSS-248	Test Method(s):	C63.10 12.4.3.2
Additional Reference(s):	662911 D01 v02r01 F)2)f(i), 662911 D01 v02r01 E)1)		

DUT Configuration			
Mode:	802.11ax HE20 RU106	Duty Cycle (%):	98.1
Modulation Coding Scheme:	MCS2x1	DCCF (dB):	-
Antenna Configuration:	MIMO CDD	Peak Antenna Gain (dBi):	5.11
Active Port(s):	A+B (Core 0 + Core 1)	Active Chain(s):	0+1

Test Frequency (MHz)	Maximum Conducted Output Power (dBm)					Gain (dBi)	EIRP (dBm)	EIRP Limit (dBm)	EIRP Margin (dB)
	A	B	C	D	Σ				
5955 (RU106.53)	-5.08	-4.93	-	-	-2.00	5.11	3.11	24.00	-20.89
6175 (RU106.53)	-4.34	-4.23	-	-	-1.27	4.76	3.49	24.00	-20.51
6415 (RU106.54)	-4.06	-4.34	-	-	-1.19	4.63	3.44	24.00	-20.56

Table 182 - Maximum Conducted (average) Output Power Results



Test Configuration			
Frequency Range:	6.425-6.525 GHz	Band:	U-NII-6
Limit Clause(s):	15.407(a)(8) RSS-248	Test Method(s):	C63.10 12.4.3.2
Additional Reference(s):	662911 D01 v02r01 F)2)f(i), 662911 D01 v02r01 E)1)		

DUT Configuration			
Mode:	802.11ax HE20 RU52	Duty Cycle (%):	97.2
Modulation Coding Scheme:	MCS2x1	DCCF (dB):	-
Antenna Configuration:	MIMO CDD	Peak Antenna Gain (dBi):	4.64
Active Port(s):	A+B (Core 0 + Core 1)	Active Chain(s):	0+1

Test Frequency (MHz)	Maximum Conducted Output Power (dBm)					Gain (dBi)	EIRP (dBm)	EIRP Limit (dBm)	EIRP Margin (dB)
	A	B	C	D	Σ				
6435 (RU52.37)	-7.08	-7.24	-	-	-4.15	4.64	0.49	24.00	-23.51
6475 (RU52.37)	-6.93	-7.09	-	-	-4.00	4.64	0.64	24.00	-23.36
6515 (RU52.40)	-7.03	-7.11	-	-	-4.06	4.64	0.58	24.00	-23.42

Table 183 - Maximum Conducted (average) Output Power Results

Test Configuration			
Frequency Range:	6.425-6.525 GHz	Band:	U-NII-6
Limit Clause(s):	15.407(a)(8) RSS-248	Test Method(s):	C63.10 12.4.3.2
Additional Reference(s):	662911 D01 v02r01 F)2)f(i), 662911 D01 v02r01 E)1)		

DUT Configuration			
Mode:	802.11ax HE20 RU106	Duty Cycle (%):	98.2
Modulation Coding Scheme:	MCS2x1	DCCF (dB):	-
Antenna Configuration:	MIMO CDD	Peak Antenna Gain (dBi):	4.64
Active Port(s):	A+B (Core 0 + Core 1)	Active Chain(s):	0+1

Test Frequency (MHz)	Maximum Conducted Output Power (dBm)					Gain (dBi)	EIRP (dBm)	EIRP Limit (dBm)	EIRP Margin (dB)
	A	B	C	D	Σ				
6435 (RU106.53)	-4.06	-4.29	-	-	-1.17	4.64	3.47	24.00	-20.53
6475 (RU106.53)	-3.93	-4.09	-	-	-1.00	4.64	3.64	24.00	-20.36
6515 (RU106.54)	-4.00	-4.18	-	-	-1.08	4.64	3.56	24.00	-20.44

Table 184 - Maximum Conducted (average) Output Power Results



Test Configuration			
Frequency Range:	6.525-6.875 GHz	Band:	U-NII-7
Limit Clause(s):	15.407(a)(8) RSS-248	Test Method(s):	C63.10 12.4.2.4 C63.10 12.4.3.2
Additional Reference(s):	662911 D01 v02r01 F)2)f)(i), 662911 D01 v02r01 E)1)		
Note(s):	Straddle channel power was measured using the appropriate SA test method. DCCF was added to the spectrum analyser reference level offset.		

DUT Configuration			
Mode:	802.11ax HE20 RU52	Duty Cycle (%):	97.1
Modulation Coding Scheme:	MCS2x1	DCCF (dB):	0.13
Antenna Configuration:	MIMO CDD	Peak Antenna Gain (dBi):	5.43
Active Port(s):	A+B (Core 0 + Core 1)	Active Chain(s):	0+1

Test Frequency (MHz)	Maximum Conducted Output Power (dBm)					Gain (dBi)	EIRP (dBm)	EIRP Limit (dBm)	EIRP Margin (dB)
	A	B	C	D	Σ				
6535 (RU52.37)	-7.69	-7.77	-	-	-4.72	5.43	0.71	24.00	-23.29
6695 (RU52.37)	-7.80	-7.78	-	-	-4.78	5.43	0.65	24.00	-23.35
6855 (RU52.40)	-7.77	-8.64	-	-	-5.18	5.43	0.25	24.00	-23.75
6875 (RU52.38)	-7.93	-8.89	-	-	-5.37	5.43	0.06	24.00	-23.94

Table 185 - Maximum Conducted (average) Output Power Results

Test Configuration			
Frequency Range:	6.525-6.875 GHz	Band:	U-NII-7
Limit Clause(s):	15.407(a)(8) RSS-248	Test Method(s):	C63.10 12.4.2.4 C63.10 12.4.3.2
Additional Reference(s):	662911 D01 v02r01 F)2)f)(i), 662911 D01 v02r01 E)1)		
Note(s):	Straddle channel power was measured using the appropriate SA test method. DCCF was added to the spectrum analyser reference level offset.		

DUT Configuration			
Mode:	802.11ax HE20 RU106	Duty Cycle (%):	97.9
Modulation Coding Scheme:	MCS2x1	DCCF (dB):	0.09
Antenna Configuration:	MIMO CDD	Peak Antenna Gain (dBi):	5.43
Active Port(s):	A+B (Core 0 + Core 1)	Active Chain(s):	0+1

Test Frequency (MHz)	Maximum Conducted Output Power (dBm)					Gain (dBi)	EIRP (dBm)	EIRP Limit (dBm)	EIRP Margin (dB)
	A	B	C	D	Σ				
6535 (RU106.53)	-4.76	-4.83	-	-	-1.79	5.43	3.64	24.00	-20.36
6695 (RU106.53)	-4.85	-4.82	-	-	-1.84	5.43	3.59	24.00	-20.41
6855 (RU106.54)	-4.82	-5.66	-	-	-2.21	5.43	3.22	24.00	-20.78
6875 (RU106.53)	-4.90	-5.74	-	-	-2.29	5.43	3.14	24.00	-20.86

Table 186 - Maximum Conducted (average) Output Power Results



Test Configuration			
Frequency Range:	6.875-7.125 GHz	Band:	U-NII-8
Limit Clause(s):	15.407(a)(8) RSS-248	Test Method(s):	C63.10 12.4.2.4 C63.10 12.4.3.2
Additional Reference(s):	662911 D01 v02r01 F)2)f)(i), 662911 D01 v02r01 E)1)		
Note(s):	Straddle channel power was measured using the appropriate SA test method. DCCF was added to the spectrum analyser reference level offset.		

DUT Configuration			
Mode:	802.11ax HE20 RU52	Duty Cycle (%):	97.1
Modulation Coding Scheme:	MCS2x1	DCCF (dB):	0.13
Antenna Configuration:	MIMO CDD	Peak Antenna Gain (dBi):	5.43
Active Port(s):	A+B (Core 0 + Core 1)	Active Chain(s):	0+1

Test Frequency (MHz)	Maximum Conducted Output Power (dBm)					Gain (dBi)	EIRP (dBm)	EIRP Limit (dBm)	EIRP Margin (dB)
	A	B	C	D	Σ				
6875 (RU52.39)	-7.60	-8.36	-	-	-4.95	5.43	0.48	24.00	-23.52
6895 (RU52.37)	-6.69	-7.44	-	-	-4.05	4.78	0.73	24.00	-23.27
6995 (RU52.37)	-6.78	-7.68	-	-	-4.21	4.78	0.57	24.00	-23.43
7095 (RU52.40)	-6.80	-8.16	-	-	-4.42	4.78	0.36	24.00	-23.64

Table 187 - Maximum Conducted (average) Output Power Results

Test Configuration			
Frequency Range:	6.875-7.125 GHz	Band:	U-NII-8
Limit Clause(s):	15.407(a)(8) RSS-248	Test Method(s):	C63.10 12.4.2.4 C63.10 12.4.3.2
Additional Reference(s):	662911 D01 v02r01 F)2)f)(i), 662911 D01 v02r01 E)1)		
Note(s):	Straddle channel power was measured using the appropriate SA test method. DCCF was added to the spectrum analyser reference level offset.		

DUT Configuration			
Mode:	802.11ax HE20 RU106	Duty Cycle (%):	97.9
Modulation Coding Scheme:	MCS2x1	DCCF (dB):	0.09
Antenna Configuration:	MIMO CDD	Peak Antenna Gain (dBi):	5.43
Active Port(s):	A+B (Core 0 + Core 1)	Active Chain(s):	0+1

Test Frequency (MHz)	Maximum Conducted Output Power (dBm)					Gain (dBi)	EIRP (dBm)	EIRP Limit (dBm)	EIRP Margin (dB)
	A	B	C	D	Σ				
6875 (RU106.54)	-4.73	-5.50	-	-	-2.09	5.43	3.34	24.00	-20.66
6895 (RU106.53)	-3.68	-4.32	-	-	-0.98	4.78	3.80	24.00	-20.20
6995 (RU106.53)	-3.80	-4.77	-	-	-1.26	4.78	3.52	24.00	-20.48
7095 (RU106.54)	-3.85	-5.28	-	-	-1.50	4.78	3.28	24.00	-20.72

Table 188 - Maximum Conducted (average) Output Power Results



MIMO SDM

Test Configuration			
Frequency Range:	5.925-6.425 GHz	Band:	U-NII-5
Limit Clause(s):	15.407(a)(8) RSS-248	Test Method(s):	C63.10 12.4.3.2
Additional Reference(s):	662911 D01 v02r01 F)2)d)(ii), 662911 D01 v02r01 E)1)		

DUT Configuration			
Mode:	802.11ax HE20 SU	Duty Cycle (%):	93.6
Modulation Coding Scheme:	MCS2x2	DCCF (dB):	-
Antenna Configuration:	MIMO SDM	Peak Antenna Gain (dBi):	4.72
Active Port(s):	A+B (Core 0 + Core 1)	Active Chain(s):	0+1

Test Frequency (MHz)	Maximum Conducted Output Power (dBm)					Gain (dBi)	EIRP (dBm)	EIRP Limit (dBm)	EIRP Margin (dB)
	A	B	C	D	Σ				
5955	0.77	0.88	-	-	3.82	4.72	8.55	24.00	-15.45
6175	1.26	1.55	-	-	4.40	3.84	8.24	24.00	-15.76
6415	1.36	1.18	-	-	4.26	3.60	7.86	24.00	-16.14

Table 189 - Maximum Conducted (average) Output Power Results

Test Configuration			
Frequency Range:	5.925-6.425 GHz	Band:	U-NII-5
Limit Clause(s):	15.407(a)(8) RSS-248	Test Method(s):	C63.10 12.4.3.2
Additional Reference(s):	662911 D01 v02r01 F)2)d)(ii), 662911 D01 v02r01 E)1)		

DUT Configuration			
Mode:	802.11ax HE40 SU	Duty Cycle (%):	93.5
Modulation Coding Scheme:	MCS2x2	DCCF (dB):	-
Antenna Configuration:	MIMO SDM	Peak Antenna Gain (dBi):	4.72
Active Port(s):	A+B (Core 0 + Core 1)	Active Chain(s):	0+1

Test Frequency (MHz)	Maximum Conducted Output Power (dBm)					Gain (dBi)	EIRP (dBm)	EIRP Limit (dBm)	EIRP Margin (dB)
	A	B	C	D	Σ				
5965	3.13	3.42	-	-	6.28	4.72	11.00	24.00	-13.00
6165	4.16	4.27	-	-	7.21	3.84	11.04	24.00	-12.96
6405	4.49	4.74	-	-	7.61	3.60	11.21	24.00	-12.79

Table 190 - Maximum Conducted (average) Output Power Results



Test Configuration			
Frequency Range:	5.925-6.425 GHz	Band:	U-NII-5
Limit Clause(s):	15.407(a)(8) RSS-248	Test Method(s):	C63.10 12.4.3.2
Additional Reference(s):	662911 D01 v02r01 F)2)d)(ii), 662911 D01 v02r01 E)1)		

DUT Configuration			
Mode:	802.11ax HE80 SU	Duty Cycle (%):	93.3
Modulation Coding Scheme:	MCS2x2	DCCF (dB):	-
Antenna Configuration:	MIMO SDM	Peak Antenna Gain (dBi):	4.72
Active Port(s):	A+B (Core 0 + Core 1)	Active Chain(s):	0+1

Test Frequency (MHz)	Maximum Conducted Output Power (dBm)					Gain (dBi)	EIRP (dBm)	EIRP Limit (dBm)	EIRP Margin (dB)
	A	B	C	D	Σ				
5985	6.31	6.68	-	-	9.51	4.72	14.23	24.00	-9.77
6145	7.01	7.35	-	-	10.19	3.84	14.02	24.00	-9.98
6385	7.41	7.57	-	-	10.49	3.60	14.10	24.00	-9.90

Table 191 - Maximum Conducted (average) Output Power Results

Test Configuration			
Frequency Range:	5.925-6.425 GHz	Band:	U-NII-5
Limit Clause(s):	15.407(a)(8) RSS-248	Test Method(s):	C63.10 12.4.3.2
Additional Reference(s):	662911 D01 v02r01 F)2)d)(ii), 662911 D01 v02r01 E)1)		

DUT Configuration			
Mode:	802.11ax HE160 SU	Duty Cycle (%):	89.4
Modulation Coding Scheme:	MCS2x2	DCCF (dB):	-
Antenna Configuration:	MIMO SDM	Peak Antenna Gain (dBi):	4.72
Active Port(s):	A+B (Core 0 + Core 1)	Active Chain(s):	0+1

Test Frequency (MHz)	Maximum Conducted Output Power (dBm)					Gain (dBi)	EIRP (dBm)	EIRP Limit (dBm)	EIRP Margin (dB)
	A	B	C	D	Σ				
6025	9.27	9.73	-	-	12.49	4.72	17.22	24.00	-6.78
6185	9.99	10.48	-	-	13.24	3.84	17.07	24.00	-6.93
6345	10.27	10.39	-	-	13.33	3.60	16.93	24.00	-7.07

Table 192 - Maximum Conducted (average) Output Power Results



Test Configuration			
Frequency Range:	6.425-6.525 GHz	Band:	U-NII-6
Limit Clause(s):	15.407(a)(8) RSS-248	Test Method(s):	C63.10 12.4.3.2
Additional Reference(s):	662911 D01 v02r01 F)2)d)(ii), 662911 D01 v02r01 E)1)		

DUT Configuration			
Mode:	802.11ax HE20 SU	Duty Cycle (%):	93.7
Modulation Coding Scheme:	MCS2x2	DCCF (dB):	-
Antenna Configuration:	MIMO SDM	Peak Antenna Gain (dBi):	3.63
Active Port(s):	A+B (Core 0 + Core 1)	Active Chain(s):	0+1

Test Frequency (MHz)	Maximum Conducted Output Power (dBm)					Gain (dBi)	EIRP (dBm)	EIRP Limit (dBm)	EIRP Margin (dB)
	A	B	C	D	Σ				
6435	1.34	1.23	-	-	4.28	3.63	7.91	24.00	-16.09
6475	1.21	1.16	-	-	4.18	3.63	7.81	24.00	-16.19
6515	1.42	1.33	-	-	4.37	3.63	8.00	24.00	-16.00

Table 193 - Maximum Conducted (average) Output Power Results

Test Configuration			
Frequency Range:	6.425-6.525 GHz	Band:	U-NII-6
Limit Clause(s):	15.407(a)(8) RSS-248	Test Method(s):	C63.10 12.4.2.4 C63.10 12.4.3.2
Additional Reference(s):	662911 D01 v02r01 F)2)d)(ii), 662911 D01 v02r01 E)1)		
Note(s):	Straddle channel power was measured using the appropriate SA test method. DCCF was added to the spectrum analyser reference level offset.		

DUT Configuration			
Mode:	802.11ax HE40 SU	Duty Cycle (%):	93.4
Modulation Coding Scheme:	MCS2x2	DCCF (dB):	0.29
Antenna Configuration:	MIMO SDM	Peak Antenna Gain (dBi):	3.63
Active Port(s):	A+B (Core 0 + Core 1)	Active Chain(s):	0+1

Test Frequency (MHz)	Maximum Conducted Output Power (dBm)					Gain (dBi)	EIRP (dBm)	EIRP Limit (dBm)	EIRP Margin (dB)
	A	B	C	D	Σ				
6445	4.49	4.63	-	-	7.56	3.63	11.19	24.00	-12.81
6485	4.51	4.66	-	-	7.58	3.63	11.21	24.00	-12.79
6525	0.42	0.79	-	-	3.62	3.63	7.25	24.00	-16.75

Table 194 - Maximum Conducted (average) Output Power Results



Test Configuration			
Frequency Range:	6.425-6.525 GHz	Band:	U-NII-6
Limit Clause(s):	15.407(a)(8) RSS-248	Test Method(s):	C63.10 12.4.2.4 C63.10 12.4.3.2
Additional Reference(s):	662911 D01 v02r01 F)2)d)(ii), 662911 D01 v02r01 E)1)		
Note(s):	Straddle channel power was measured using the appropriate SA test method. DCCF was added to the spectrum analyser reference level offset.		

DUT Configuration			
Mode:	802.11ax HE80 SU	Duty Cycle (%):	93.1
Modulation Coding Scheme:	MCS2x2	DCCF (dB):	0.31
Antenna Configuration:	MIMO SDM	Peak Antenna Gain (dBi):	3.63
Active Port(s):	A+B (Core 0 + Core 1)	Active Chain(s):	0+1

Test Frequency (MHz)	Maximum Conducted Output Power (dBm)					Gain (dBi)	EIRP (dBm)	EIRP Limit (dBm)	EIRP Margin (dB)
	A	B	C	D	Σ				
6465	7.45	7.48	-	-	10.46	3.63	14.09	24.00	-9.91
6545	0.64	0.27	-	-	3.47	3.63	7.10	24.00	-16.90

Table 195 - Maximum Conducted (average) Output Power Results

Test Configuration			
Frequency Range:	6.425-6.525 GHz	Band:	U-NII-6
Limit Clause(s):	15.407(a)(8) RSS-248	Test Method(s):	C63.10 12.4.2.4
Additional Reference(s):	662911 D01 v02r01 F)2)d)(ii), 662911 D01 v02r01 E)1)		
Note(s):	Straddle channel power was measured using the appropriate SA test method. DCCF was added to the spectrum analyser reference level offset.		

DUT Configuration			
Mode:	802.11ax HE160 SU	Duty Cycle (%):	89.4
Modulation Coding Scheme:	MCS2x2	DCCF (dB):	0.49
Antenna Configuration:	MIMO SDM	Peak Antenna Gain (dBi):	3.63
Active Port(s):	A+B (Core 0 + Core 1)	Active Chain(s):	0+1

Test Frequency (MHz)	Maximum Conducted Output Power (dBm)					Gain (dBi)	EIRP (dBm)	EIRP Limit (dBm)	EIRP Margin (dB)
	A	B	C	D	Σ				
6505	7.96	8.10	-	-	11.05	3.63	14.67	24.00	-9.33

Table 196 - Maximum Conducted (average) Output Power Results



Test Configuration			
Frequency Range:	6.525-6.875 GHz	Band:	U-NII-7
Limit Clause(s):	15.407(a)(8) RSS-248	Test Method(s):	C63.10 12.4.2.4 C63.10 12.4.3.2
Additional Reference(s):	662911 D01 v02r01 F)2)d)(ii), 662911 D01 v02r01 E)1)		
Note(s):	Straddle channel power was measured using the appropriate SA test method. DCCF was added to the spectrum analyser reference level offset.		

DUT Configuration			
Mode:	802.11ax HE20 SU	Duty Cycle (%):	93.6
Modulation Coding Scheme:	MCS2x2	DCCF (dB):	0.29
Antenna Configuration:	MIMO SDM	Peak Antenna Gain (dBi):	4.40
Active Port(s):	A+B (Core 0 + Core 1)	Active Chain(s):	0+1

Test Frequency (MHz)	Maximum Conducted Output Power (dBm)					Gain (dBi)	EIRP (dBm)	EIRP Limit (dBm)	EIRP Margin (dB)
	A	B	C	D	Σ				
6535	1.37	1.33	-	-	4.35	4.40	8.75	24.00	-15.25
6695	1.19	1.22	-	-	4.21	4.40	8.61	24.00	-15.39
6855	1.30	0.44	-	-	3.90	4.40	8.30	24.00	-15.70
6875	-1.75	-2.57	-	-	0.87	4.40	5.27	24.00	-18.73

Table 197 - Maximum Conducted (average) Output Power Results



Test Configuration			
Frequency Range:	6.525-6.875 GHz	Band:	U-NII-7
Limit Clause(s):	15.407(a)(8) RSS-248	Test Method(s):	C63.10 12.4.2.4 C63.10 12.4.3.2
Additional Reference(s):	662911 D01 v02r01 F)2)d)(ii), 662911 D01 v02r01 E)1)		
Note(s):	Straddle channel power was measured using the appropriate SA test method. DCCF was added to the spectrum analyser reference level offset.		

DUT Configuration			
Mode:	802.11ax HE40 SU	Duty Cycle (%):	93.6
Modulation Coding Scheme:	MCS2x2	DCCF (dB):	0.29
Antenna Configuration:	MIMO SDM	Peak Antenna Gain (dBi):	4.40
Active Port(s):	A+B (Core 0 + Core 1)	Active Chain(s):	0+1

Test Frequency (MHz)	Maximum Conducted Output Power (dBm)					Gain (dBi)	EIRP (dBm)	EIRP Limit (dBm)	EIRP Margin (dB)
	A	B	C	D	Σ				
6525	0.42	0.86	-	-	3.66	4.40	8.06	24.00	-15.94
6565	3.65	3.90	-	-	6.78	4.40	11.18	24.00	-12.82
6685	3.76	3.90	-	-	6.83	4.40	11.23	24.00	-12.77
6845	3.85	3.96	-	-	6.90	4.40	11.30	24.00	-12.70
6885	-2.47	-2.34	-	-	0.61	4.40	5.01	24.00	-18.99

Table 198 - Maximum Conducted (average) Output Power Results



Test Configuration			
Frequency Range:	6.525-6.875 GHz	Band:	U-NII-7
Limit Clause(s):	15.407(a)(8) RSS-248	Test Method(s):	C63.10 12.4.2.4 C63.10 12.4.3.2
Additional Reference(s):	662911 D01 v02r01 F)2)d)(ii), 662911 D01 v02r01 E)1)		
Note(s):	Straddle channel power was measured using the appropriate SA test method. DCCF was added to the spectrum analyser reference level offset.		

DUT Configuration			
Mode:	802.11ax HE80 SU	Duty Cycle (%):	93.0
Modulation Coding Scheme:	MCS2x2	DCCF (dB):	0.31
Antenna Configuration:	MIMO SDM	Peak Antenna Gain (dBi):	4.40
Active Port(s):	A+B (Core 0 + Core 1)	Active Chain(s):	0+1

Test Frequency (MHz)	Maximum Conducted Output Power (dBm)					Gain (dBi)	EIRP (dBm)	EIRP Limit (dBm)	EIRP Margin (dB)
	A	B	C	D	Σ				
6545	5.80	5.55	-	-	8.69	4.40	13.09	24.00	-10.91
6625	6.71	6.86	-	-	9.79	4.40	14.19	24.00	-9.81
6705	6.78	6.99	-	-	9.89	4.40	14.29	24.00	-9.71
6785	6.85	6.75	-	-	9.80	4.40	14.20	24.00	-9.80
6865	4.61	5.08	-	-	7.86	4.40	12.26	24.00	-11.74

Table 199 - Maximum Conducted (average) Output Power Results

Test Configuration			
Frequency Range:	6.525-6.875 GHz	Band:	U-NII-7
Limit Clause(s):	15.407(a)(8) RSS-248	Test Method(s):	C63.10 12.4.2.4 C63.10 12.4.3.2
Additional Reference(s):	662911 D01 v02r01 F)2)d)(ii), 662911 D01 v02r01 E)1)		
Note(s):	Straddle channel power was measured using the appropriate SA test method. DCCF was added to the spectrum analyser reference level offset.		

DUT Configuration			
Mode:	802.11ax HE160 SU	Duty Cycle (%):	89.4
Modulation Coding Scheme:	MCS2x2	DCCF (dB):	0.49
Antenna Configuration:	MIMO SDM	Peak Antenna Gain (dBi):	4.40
Active Port(s):	A+B (Core 0 + Core 1)	Active Chain(s):	0+1

Test Frequency (MHz)	Maximum Conducted Output Power (dBm)					Gain (dBi)	EIRP (dBm)	EIRP Limit (dBm)	EIRP Margin (dB)
	A	B	C	D	Σ				
6505	4.46	4.72	-	-	7.60	4.40	12.00	24.00	-12.00
6665	9.02	9.93	-	-	12.49	4.40	16.89	24.00	-7.11
6825	9.26	9.04	-	-	12.16	4.40	16.56	24.00	-7.44

Table 200 - Maximum Conducted (average) Output Power Results



Test Configuration			
Frequency Range:	6.875-7.125 GHz	Band:	U-NII-8
Limit Clause(s):	15.407(a)(8) RSS-248	Test Method(s):	C63.10 12.4.2.4 C63.10 12.4.3.2
Additional Reference(s):	662911 D01 v02r01 F)2)d)(ii), 662911 D01 v02r01 E)1)		
Note(s):	Straddle channel power was measured using the appropriate SA test method. DCCF was added to the spectrum analyser reference level offset.		

DUT Configuration			
Mode:	802.11ax HE20 SU	Duty Cycle (%):	93.5
Modulation Coding Scheme:	MCS2x2	DCCF (dB):	0.29
Antenna Configuration:	MIMO SDM	Peak Antenna Gain (dBi):	4.40
Active Port(s):	A+B (Core 0 + Core 1)	Active Chain(s):	0+1

Test Frequency (MHz)	Maximum Conducted Output Power (dBm)					Gain (dBi)	EIRP (dBm)	EIRP Limit (dBm)	EIRP Margin (dB)
	A	B	C	D	Σ				
6875	-1.82	-2.65	-	-	0.80	4.40	5.20	24.00	-18.80
6895	1.29	0.44	-	-	3.88	3.51	7.39	24.00	-16.61
6995	1.61	0.65	-	-	4.15	3.51	7.65	24.00	-16.35
7115	-8.27	-9.66	-	-	-5.92	3.51	-2.41	24.00	-26.41

Table 201 - Maximum Conducted (average) Output Power Results

Test Configuration			
Frequency Range:	6.875-7.125 GHz	Band:	U-NII-8
Limit Clause(s):	15.407(a)(8) RSS-248	Test Method(s):	C63.10 12.4.2.4 C63.10 12.4.3.2
Additional Reference(s):	662911 D01 v02r01 F)2)d)(ii), 662911 D01 v02r01 E)1)		
Note(s):	Straddle channel power was measured using the appropriate SA test method. DCCF was added to the spectrum analyser reference level offset.		

DUT Configuration			
Mode:	802.11ax HE40 SU	Duty Cycle (%):	93.6
Modulation Coding Scheme:	MCS2x2	DCCF (dB):	0.29
Antenna Configuration:	MIMO SDM	Peak Antenna Gain (dBi):	4.40
Active Port(s):	A+B (Core 0 + Core 1)	Active Chain(s):	0+1

Test Frequency (MHz)	Maximum Conducted Output Power (dBm)					Gain (dBi)	EIRP (dBm)	EIRP Limit (dBm)	EIRP Margin (dB)
	A	B	C	D	Σ				
6885	2.47	2.78	-	-	5.64	4.40	10.04	24.00	-13.96
6925	4.20	4.73	-	-	7.47	3.51	10.98	24.00	-13.02
7005	4.57	4.75	-	-	7.65	3.51	11.16	24.00	-12.84
7085	4.63	4.60	-	-	7.61	3.51	11.12	24.00	-12.88

Table 202 - Maximum Conducted (average) Output Power Results



Test Configuration			
Frequency Range:	6.875-7.125 GHz	Band:	U-NII-8
Limit Clause(s):	15.407(a)(8) RSS-248	Test Method(s):	C63.10 12.4.2.4 C63.10 12.4.3.2
Additional Reference(s):	662911 D01 v02r01 F)2)d)(ii), 662911 D01 v02r01 E)1)		
Note(s):	Straddle channel power was measured using the appropriate SA test method. DCCF was added to the spectrum analyser reference level offset.		

DUT Configuration			
Mode:	802.11ax HE80 SU	Duty Cycle (%):	93.0
Modulation Coding Scheme:	MCS2x2	DCCF (dB):	0.31
Antenna Configuration:	MIMO SDM	Peak Antenna Gain (dBi):	4.40
Active Port(s):	A+B (Core 0 + Core 1)	Active Chain(s):	0+1

Test Frequency (MHz)	Maximum Conducted Output Power (dBm)					Gain (dBi)	EIRP (dBm)	EIRP Limit (dBm)	EIRP Margin (dB)
	A	B	C	D	Σ				
6865	1.70	2.44	-	-	5.10	4.40	9.50	24.00	-14.50
6945	7.27	7.63	-	-	10.46	3.51	13.97	24.00	-10.03
7025	7.11	7.60	-	-	10.36	3.51	13.87	24.00	-10.13

Table 203 - Maximum Conducted (average) Output Power Results

Test Configuration			
Frequency Range:	6.875-7.125 GHz	Band:	U-NII-8
Limit Clause(s):	15.407(a)(8) RSS-248	Test Method(s):	C63.10 12.4.2.4 C63.10 12.4.3.2
Additional Reference(s):	662911 D01 v02r01 F)2)d)(ii), 662911 D01 v02r01 E)1)		
Note(s):	Straddle channel power was measured using the appropriate SA test method. DCCF was added to the spectrum analyser reference level offset.		

DUT Configuration			
Mode:	802.11ax HE160 SU	Duty Cycle (%):	89.4
Modulation Coding Scheme:	MCS2x2	DCCF (dB):	0.49
Antenna Configuration:	MIMO SDM	Peak Antenna Gain (dBi):	4.40
Active Port(s):	A+B (Core 0 + Core 1)	Active Chain(s):	0+1

Test Frequency (MHz)	Maximum Conducted Output Power (dBm)					Gain (dBi)	EIRP (dBm)	EIRP Limit (dBm)	EIRP Margin (dB)
	A	B	C	D	Σ				
6825	0.01	0.23	-	-	3.13	4.40	7.53	24.00	-16.47
6985	10.29	10.55	-	-	13.41	3.51	16.92	24.00	-7.08

Table 204 - Maximum Conducted (average) Output Power Results



Test Configuration			
Frequency Range:	5.925-6.425 GHz	Band:	U-NII-5
Limit Clause(s):	15.407(a)(8) RSS-248	Test Method(s):	C63.10 12.4.3.2
Additional Reference(s):	662911 D01 v02r01 F)2)d)(ii), 662911 D01 v02r01 E)1)		

DUT Configuration			
Mode:	802.11ax HE20 RU26	Duty Cycle (%):	97.3
Modulation Coding Scheme:	MCS2x2	DCCF (dB):	-
Antenna Configuration:	MIMO SDM	Peak Antenna Gain (dBi):	4.72
Active Port(s):	A+B (Core 0 + Core 1)	Active Chain(s):	0+1

Test Frequency (MHz)	Maximum Conducted Output Power (dBm)					Gain (dBi)	EIRP (dBm)	EIRP Limit (dBm)	EIRP Margin (dB)
	A	B	C	D	Σ				
5955 (RU26.0)	-8.26	-8.03	-	-	-5.14	4.72	-0.41	24.00	-24.41
6175 (RU26.0)	-7.41	-7.33	-	-	-4.36	3.84	-0.53	24.00	-24.53
6415 (RU26.8)	-6.91	-7.16	-	-	-4.02	3.60	-0.42	24.00	-24.42

Table 205 - Maximum Conducted (average) Output Power Results

Test Configuration			
Frequency Range:	5.925-6.425 GHz	Band:	U-NII-5
Limit Clause(s):	15.407(a)(8) RSS-248	Test Method(s):	C63.10 12.4.3.2
Additional Reference(s):	662911 D01 v02r01 F)2)d)(ii), 662911 D01 v02r01 E)1)		

DUT Configuration			
Mode:	802.11ax HE20 RU52	Duty Cycle (%):	97.1
Modulation Coding Scheme:	MCS2x2	DCCF (dB):	-
Antenna Configuration:	MIMO SDM	Peak Antenna Gain (dBi):	4.72
Active Port(s):	A+B (Core 0 + Core 1)	Active Chain(s):	0+1

Test Frequency (MHz)	Maximum Conducted Output Power (dBm)					Gain (dBi)	EIRP (dBm)	EIRP Limit (dBm)	EIRP Margin (dB)
	A	B	C	D	Σ				
5955 (RU52.37)	-5.06	-4.77	-	-	-1.91	4.72	2.82	24.00	-21.18
6175 (RU52.37)	-4.18	-4.14	-	-	-1.15	3.84	2.69	24.00	-21.31
6415 (RU52.40)	-3.88	-4.19	-	-	-1.02	3.60	2.58	24.00	-21.42

Table 206 - Maximum Conducted (average) Output Power Results



Test Configuration			
Frequency Range:	5.925-6.425 GHz	Band:	U-NII-5
Limit Clause(s):	15.407(a)(8) RSS-248	Test Method(s):	C63.10 12.4.3.2
Additional Reference(s):	662911 D01 v02r01 F)2)d)(ii), 662911 D01 v02r01 E)1)		

DUT Configuration			
Mode:	802.11ax HE20 RU106	Duty Cycle (%):	97.9
Modulation Coding Scheme:	MCS2x2	DCCF (dB):	-
Antenna Configuration:	MIMO SDM	Peak Antenna Gain (dBi):	4.72
Active Port(s):	A+B (Core 0 + Core 1)	Active Chain(s):	0+1

Test Frequency (MHz)	Maximum Conducted Output Power (dBm)					Gain (dBi)	EIRP (dBm)	EIRP Limit (dBm)	EIRP Margin (dB)
	A	B	C	D	Σ				
5955 (RU106.53)	-2.28	-2.01	-	-	0.86	4.72	5.59	24.00	-18.41
6175 (RU106.53)	-1.75	-1.25	-	-	1.52	3.84	5.36	24.00	-18.64
6415 (RU106.54)	-1.01	-1.18	-	-	1.91	3.60	5.51	24.00	-18.49

Table 207 - Maximum Conducted (average) Output Power Results

Test Configuration			
Frequency Range:	6.425-6.525 GHz	Band:	U-NII-6
Limit Clause(s):	15.407(a)(8) RSS-TBD	Test Method(s):	C63.10 12.4.3.2
Additional Reference(s):	662911 D01 v02r01 F)2)d)(ii), 662911 D01 v02r01 E)1)		

DUT Configuration			
Mode:	802.11ax HE20 RU26	Duty Cycle (%):	97.3
Modulation Coding Scheme:	MCS2x2	DCCF (dB):	-
Antenna Configuration:	MIMO SDM	Peak Antenna Gain (dBi):	3.63
Active Port(s):	A+B (Core 0 + Core 1)	Active Chain(s):	0+1

Test Frequency (MHz)	Maximum Conducted Output Power (dBm)					Gain (dBi)	EIRP (dBm)	EIRP Limit (dBm)	EIRP Margin (dB)
	A	B	C	D	Σ				
6435 (RU26.0)	-6.86	-7.09	-	-	-3.96	3.63	-0.34	24.00	-24.34
6475 (RU26.0)	-6.99	-7.17	-	-	-4.07	3.63	-0.44	24.00	-24.44
6515 (RU26.8)	-7.09	-7.19	-	-	-4.13	3.63	-0.50	24.00	-24.50

Table 208 - Maximum Conducted (average) Output Power Results



Test Configuration			
Frequency Range:	6.425-6.525 GHz	Band:	U-NII-6
Limit Clause(s):	15.407(a)(8) RSS-248	Test Method(s):	C63.10 12.4.3.2
Additional Reference(s):	662911 D01 v02r01 F)2)d)(ii), 662911 D01 v02r01 E)1)		

DUT Configuration			
Mode:	802.11ax HE20 RU52	Duty Cycle (%):	97.2
Modulation Coding Scheme:	MCS2x2	DCCF (dB):	-
Antenna Configuration:	MIMO SDM	Peak Antenna Gain (dBi):	3.63
Active Port(s):	A+B (Core 0 + Core 1)	Active Chain(s):	0+1

Test Frequency (MHz)	Maximum Conducted Output Power (dBm)					Gain (dBi)	EIRP (dBm)	EIRP Limit (dBm)	EIRP Margin (dB)
	A	B	C	D	Σ				
6435 (RU52.37)	-3.86	-4.13	-	-	-0.99	3.63	2.64	24.00	-21.36
6475 (RU52.37)	-3.99	-4.20	-	-	-1.08	3.63	2.55	24.00	-21.45
6515 (RU52.40)	-4.08	-4.27	-	-	-1.16	3.63	2.47	24.00	-21.53

Table 209 - Maximum Conducted (average) Output Power Results

Test Configuration			
Frequency Range:	6.425-6.525 GHz	Band:	U-NII-6
Limit Clause(s):	15.407(a)(8) RSS-248	Test Method(s):	C63.10 12.4.3.2
Additional Reference(s):	662911 D01 v02r01 F)2)d)(ii), 662911 D01 v02r01 E)1)		

DUT Configuration			
Mode:	802.11ax HE20 RU106	Duty Cycle (%):	98.0
Modulation Coding Scheme:	MCS2x2	DCCF (dB):	-
Antenna Configuration:	MIMO SDM	Peak Antenna Gain (dBi):	3.63
Active Port(s):	A+B (Core 0 + Core 1)	Active Chain(s):	0+1

Test Frequency (MHz)	Maximum Conducted Output Power (dBm)					Gain (dBi)	EIRP (dBm)	EIRP Limit (dBm)	EIRP Margin (dB)
	A	B	C	D	Σ				
6435 (RU106.53)	-1.01	-1.13	-	-	1.94	3.63	5.57	24.00	-18.43
6475 (RU106.53)	-0.88	-0.98	-	-	2.08	3.63	5.71	24.00	-18.29
6515 (RU106.54)	-0.93	-1.00	-	-	2.05	3.63	5.68	24.00	-18.32

Table 210 - Maximum Conducted (average) Output Power Results



Test Configuration			
Frequency Range:	6.525-6.875 GHz	Band:	U-NII-7
Limit Clause(s):	15.407(a)(8) RSS-248	Test Method(s):	C63.10 12.4.2.4 C63.10 12.4.3.2
Additional Reference(s):	662911 D01 v02r01 F)2)d)(ii), 662911 D01 v02r01 E)1)		
Note(s):	Straddle channel power was measured using the appropriate SA test method. DCCF was added to the spectrum analyser reference level offset.		

DUT Configuration			
Mode:	802.11ax HE20 RU26	Duty Cycle (%):	97.1
Modulation Coding Scheme:	MCS2x2	DCCF (dB):	0.13
Antenna Configuration:	MIMO SDM	Peak Antenna Gain (dBi):	4.40
Active Port(s):	A+B (Core 0 + Core 1)	Active Chain(s):	0+1

Test Frequency (MHz)	Maximum Conducted Output Power (dBm)					Gain (dBi)	EIRP (dBm)	EIRP Limit (dBm)	EIRP Margin (dB)
	A	B	C	D	Σ				
6535 (RU26.0)	-7.75	-7.84	-	-	-4.78	4.40	-0.38	24.00	-24.38
6695 (RU26.0)	-7.85	-7.81	-	-	-4.83	4.40	-0.43	24.00	-24.43
6855 (RU26.8)	-7.81	-8.73	-	-	-5.24	4.40	-0.84	24.00	-24.84
6875 (RU26.3)	-7.87	-8.84	-	-	-5.32	4.40	-0.92	24.00	-24.92

Table 211 - Maximum Conducted (average) Output Power Results

Test Configuration			
Frequency Range:	6.525-6.875 GHz	Band:	U-NII-7
Limit Clause(s):	15.407(a)(8) RSS-248	Test Method(s):	C63.10 12.4.2.4 C63.10 12.4.3.2
Additional Reference(s):	662911 D01 v02r01 F)2)d)(ii), 662911 D01 v02r01 E)1)		
Note(s):	Straddle channel power was measured using the appropriate SA test method. DCCF was added to the spectrum analyser reference level offset.		

DUT Configuration			
Mode:	802.11ax HE20 RU52	Duty Cycle (%):	97.1
Modulation Coding Scheme:	MCS2x2	DCCF (dB):	0.13
Antenna Configuration:	MIMO SDM	Peak Antenna Gain (dBi):	4.40
Active Port(s):	A+B (Core 0 + Core 1)	Active Chain(s):	0+1

Test Frequency (MHz)	Maximum Conducted Output Power (dBm)					Gain (dBi)	EIRP (dBm)	EIRP Limit (dBm)	EIRP Margin (dB)
	A	B	C	D	Σ				
6535 (RU52.37)	-4.84	-4.94	-	-	-1.89	4.40	2.52	24.00	-21.48
6695 (RU52.37)	-4.70	-4.61	-	-	-1.65	4.40	2.75	24.00	-21.25
6855 (RU52.40)	-4.63	-5.50	-	-	-2.04	4.40	2.36	24.00	-21.64
6875 (RU52.38)	-4.65	-5.53	-	-	-2.06	4.40	2.34	24.00	-21.66

Table 212 - Maximum Conducted (average) Output Power Results



Test Configuration			
Frequency Range:	6.525-6.875 GHz	Band:	U-NII-7
Limit Clause(s):	15.407(a)(8) RSS-248	Test Method(s):	C63.10 12.4.2.4 C63.10 12.4.3.2
Additional Reference(s):	662911 D01 v02r01 F)2)d)(ii), 662911 D01 v02r01 E)1)		
Note(s):	Straddle channel power was measured using the appropriate SA test method. DCCF was added to the spectrum analyser reference level offset.		

DUT Configuration			
Mode:	802.11ax HE20 RU106	Duty Cycle (%):	97.9
Modulation Coding Scheme:	MCS2x2	DCCF (dB):	0.09
Antenna Configuration:	MIMO SDM	Peak Antenna Gain (dBi):	4.40
Active Port(s):	A+B (Core 0 + Core 1)	Active Chain(s):	0+1

Test Frequency (MHz)	Maximum Conducted Output Power (dBm)					Gain (dBi)	EIRP (dBm)	EIRP Limit (dBm)	EIRP Margin (dB)
	A	B	C	D	Σ				
6535 (RU106.53)	-1.62	-1.66	-	-	1.37	4.40	5.77	24.00	-18.23
6695 (RU106.53)	-1.55	-1.68	-	-	1.40	4.40	5.80	24.00	-18.20
6855 (RU106.54)	-1.66	-2.46	-	-	0.96	4.40	5.36	24.00	-18.64
6875 (RU106.53)	-1.72	-2.55	-	-	0.90	4.40	5.30	24.00	-18.70

Table 213 - Maximum Conducted (average) Output Power Results

Test Configuration			
Frequency Range:	6.875-7.125 GHz	Band:	U-NII-8
Limit Clause(s):	15.407(a)(8) RSS-248	Test Method(s):	C63.10 12.4.2.4 C63.10 12.4.3.2
Additional Reference(s):	662911 D01 v02r01 F)2)d)(ii), 662911 D01 v02r01 E)1)		
Note(s):	Straddle channel power was measured using the appropriate SA test method. DCCF was added to the spectrum analyser reference level offset.		

DUT Configuration			
Mode:	802.11ax HE20 RU26	Duty Cycle (%):	97.1
Modulation Coding Scheme:	MCS2x2	DCCF (dB):	0.13
Antenna Configuration:	MIMO SDM	Peak Antenna Gain (dBi):	4.40
Active Port(s):	A+B (Core 0 + Core 1)	Active Chain(s):	0+1

Test Frequency (MHz)	Maximum Conducted Output Power (dBm)					Gain (dBi)	EIRP (dBm)	EIRP Limit (dBm)	EIRP Margin (dB)
	A	B	C	D	Σ				
6875 (RU26.5)	-7.89	-8.80	-	-	-5.31	4.40	-0.91	24.00	-24.91
6895 (RU26.0)	-6.98	-7.74	-	-	-4.33	3.51	-0.83	24.00	-24.83
6995 (RU26.0)	-7.09	-7.97	-	-	-4.51	3.51	-1.01	24.00	-25.01
7095 (RU26.8)	-7.08	-8.51	-	-	-4.73	3.51	-1.23	24.00	-25.23

Table 214 - Maximum Conducted (average) Output Power Results



Test Configuration			
Frequency Range:	6.875-7.125 GHz	Band:	U-NII-8
Limit Clause(s):	15.407(a)(8) RSS-248	Test Method(s):	C63.10 12.4.2.4 C63.10 12.4.3.2
Additional Reference(s):	662911 D01 v02r01 F)2)d)(ii), 662911 D01 v02r01 E)1)		
Note(s):	Straddle channel power was measured using the appropriate SA test method. DCCF was added to the spectrum analyser reference level offset.		

DUT Configuration			
Mode:	802.11ax HE20 RU52	Duty Cycle (%):	97.1
Modulation Coding Scheme:	MCS2x2	DCCF (dB):	0.13
Antenna Configuration:	MIMO SDM	Peak Antenna Gain (dBi):	4.40
Active Port(s):	A+B (Core 0 + Core 1)	Active Chain(s):	0+1

Test Frequency (MHz)	Maximum Conducted Output Power (dBm)					Gain (dBi)	EIRP (dBm)	EIRP Limit (dBm)	EIRP Margin (dB)
	A	B	C	D	Σ				
6875 (RU52.39)	-4.73	-5.48	-	-	-2.08	4.40	2.32	24.00	-21.68
6895 (RU52.37)	-3.98	-4.61	-	-	-1.28	3.51	2.23	24.00	-21.77
6995 (RU52.37)	-4.10	-5.02	-	-	-1.53	3.51	1.98	24.00	-22.02
7095 (RU52.40)	-4.09	-5.51	-	-	-1.73	3.51	1.77	24.00	-22.23

Table 215 - Maximum Conducted (average) Output Power Results

Test Configuration			
Frequency Range:	6.875-7.125 GHz	Band:	U-NII-8
Limit Clause(s):	15.407(a)(8) RSS-248	Test Method(s):	C63.10 12.4.2.4 C63.10 12.4.3.2
Additional Reference(s):	662911 D01 v02r01 F)2)d)(ii), 662911 D01 v02r01 E)1)		
Note(s):	Straddle channel power was measured using the appropriate SA test method. DCCF was added to the spectrum analyser reference level offset.		

DUT Configuration			
Mode:	802.11ax HE20 RU106	Duty Cycle (%):	98.1
Modulation Coding Scheme:	MCS2x2	DCCF (dB):	0.09
Antenna Configuration:	MIMO SDM	Peak Antenna Gain (dBi):	4.40
Active Port(s):	A+B (Core 0 + Core 1)	Active Chain(s):	0+1

Test Frequency (MHz)	Maximum Conducted Output Power (dBm)					Gain (dBi)	EIRP (dBm)	EIRP Limit (dBm)	EIRP Margin (dB)
	A	B	C	D	Σ				
6875 (RU106.54)	-1.79	-2.55	-	-	0.86	4.40	5.26	24.00	-18.74
6895 (RU106.53)	-1.04	-1.87	-	-	1.57	3.51	5.07	24.00	-18.93
6995 (RU106.53)	-1.01	-1.99	-	-	1.54	3.51	5.05	24.00	-18.95
7095 (RU106.54)	-0.87	-2.39	-	-	1.44	3.51	4.95	24.00	-19.05

Table 216 - Maximum Conducted (average) Output Power Results



TxBF

Test Configuration			
Frequency Range:	6.875-7.125 GHz	Band:	U-NII-5
Limit Clause(s):	15.407(a)(8) RSS-248	Test Method(s):	C63.10 12.4.2.4
Additional Reference(s):	662911 D01 v02r01 F)2)d)(i), 662911 D01 v02r01 E)1)		
Note(s):	DCCF was added to the spectrum analyser reference level offset.		

DUT Configuration			
Mode:	802.11ax HE40 SU	Duty Cycle (%):	93.82
Modulation Coding Scheme:	MCS2x1	DCCF (dB):	0.28
Antenna Configuration:	TxBF	Peak Antenna Gain (dBi):	4.76
Active Port(s):	A+B (Core 0 + Core 1)	Active Chain(s):	0+1

Test Frequency (MHz)	Maximum Conducted Output Power (dBm)					Gain (dBi)	EIRP (dBm)	EIRP Limit (dBm)	EIRP Margin (dB)
	A	B	C	D	Σ				
6125	0.93	0.91	-	-	3.93	6.78	10.71	24.00	-13.29
6285	1.46	1.70	-	-	4.59	6.53	11.12	24.00	-12.88
6405	0.75	1.4	-	-	4.10	6.53	10.63	24.00	-13.37

Table 217 - Maximum Conducted (average) Output Power Results

Test Configuration			
Frequency Range:	5.925-6.425 GHz	Band:	U-NII-5
Limit Clause(s):	15.407(a)(8) RSS-248	Test Method(s):	C63.10 12.4.2.4
Additional Reference(s):	662911 D01 v02r01 F)2)d)(i), 662911 D01 v02r01 E)1)		
Note(s):	DCCF was added to the spectrum analyser reference level offset.		

DUT Configuration			
Mode:	802.11ax HE80 SU	Duty Cycle (%):	94.34
Modulation Coding Scheme:	MCS2x1	DCCF (dB):	0.25
Antenna Configuration:	TxBF	Peak Antenna Gain (dBi):	5.11
Active Port(s):	A+B (Core 0 + Core 1)	Active Chain(s):	0+1

Test Frequency (MHz)	Maximum Conducted Output Power (dBm)					Gain (dBi)	EIRP (dBm)	EIRP Limit (dBm)	EIRP Margin (dB)
	A	B	C	D	Σ				
5985	3.50	3.62	-	-	6.57	7.72	14.29	24.00	-9.71
6145	3.93	4.22	-	-	7.09	6.78	13.87	24.00	-10.13
6385	4.54	4.46	-	-	7.51	6.53	14.04	24.00	-9.96

Table 218 - Maximum Conducted (average) Output Power Results



Test Configuration			
Frequency Range:	6.425-6.525 GHz	Band:	U-NII-6
Limit Clause(s):	15.407(a)(8) RSS-248	Test Method(s):	C63.10 12.4.2.4
Additional Reference(s):	662911 D01 v02r01 F)2)d)(i), 662911 D01 v02r01 E)1)		
Note(s):	Straddle channel power was measured using the appropriate SA test method. DCCF was added to the spectrum analyser reference level offset.		

DUT Configuration			
Mode:	802.11ax HE40 SU	Duty Cycle (%):	93.91
Modulation Coding Scheme:	MCS2x1	DCCF (dB):	0.27
Antenna Configuration:	TxBF	Peak Antenna Gain (dBi):	4.64
Active Port(s):	A+B (Core 0 + Core 1)	Active Chain(s):	0+1

Test Frequency (MHz)	Maximum Conducted Output Power (dBm)					Gain (dBi)	EIRP (dBm)	EIRP Limit (dBm)	EIRP Margin (dB)
	A	B	C	D	Σ				
6445	1.44	1.53	-	-	4.50	6.56	11.06	24.00	-12.94
6485	0.71	1.72	-	-	4.26	6.56	10.82	24.00	-13.18

Table 219 - Maximum Conducted (average) Output Power Results

Test Configuration			
Frequency Range:	6.425-6.525 GHz	Band:	U-NII-6
Limit Clause(s):	15.407(a)(8) RSS-248	Test Method(s):	C63.10 12.4.2.4
Additional Reference(s):	662911 D01 v02r01 F)2)d)(i), 662911 D01 v02r01 E)1)		
Note(s):	Straddle channel power was measured using the appropriate SA test method. DCCF was added to the spectrum analyser reference level offset.		

DUT Configuration			
Mode:	802.11ax HE80 SU	Duty Cycle (%):	94.14
Modulation Coding Scheme:	MCS2x1	DCCF (dB):	0.26
Antenna Configuration:	TxBF	Peak Antenna Gain (dBi):	4.64
Active Port(s):	A+B (Core 0 + Core 1)	Active Chain(s):	0+1

Test Frequency (MHz)	Maximum Conducted Output Power (dBm)					Gain (dBi)	EIRP (dBm)	EIRP Limit (dBm)	EIRP Margin (dB)
	A	B	C	D	Σ				
6465	4.64	4.67	-	-	7.67	6.56	14.23	24.00	-9.77
6545	-2.24	-2.91	-	-	0.45	7.33	7.78	24.00	-16.22

Table 220 - Maximum Conducted (average) Output Power Results



Test Configuration			
Frequency Range:	6.525-6.875 GHz	Band:	U-NII-7
Limit Clause(s):	15.407(a)(8) RSS-248	Test Method(s):	C63.10 12.4.2.4
Additional Reference(s):	662911 D01 v02r01 F)2)d)(i), 662911 D01 v02r01 E)1)		
Note(s):	Straddle channel power was measured using the appropriate SA test method. DCCF was added to the spectrum analyser reference level offset.		

DUT Configuration			
Mode:	802.11ax HE80 SU	Duty Cycle (%):	92.63
Modulation Coding Scheme:	MCS2x1	DCCF (dB):	0.33
Antenna Configuration:	TxBF	Peak Antenna Gain (dBi):	5.43
Active Port(s):	A+B (Core 0 + Core 1)	Active Chain(s):	0+1

Test Frequency (MHz)	Maximum Conducted Output Power (dBm)					Gain (dBi)	EIRP (dBm)	EIRP Limit (dBm)	EIRP Margin (dB)
	A	B	C	D	Σ				
6545	2.65	2.43	-	-	5.55	7.33	12.88	24.00	-11.12
6625	3.97	3.75	-	-	6.88	7.33	14.21	24.00	-9.79
6705	3.69	3.28	-	-	6.50	7.33	13.83	24.00	-10.17
6785	3.60	3.10	-	-	6.37	7.33	13.70	24.00	-10.30
6865	1.60	1.81	-	-	4.72	7.33	12.05	24.00	-11.95

Table 221 - Maximum Conducted (average) Output Power Results

Test Configuration			
Frequency Range:	6.875-7.125 GHz	Band:	U-NII-8
Limit Clause(s):	15.407(a)(8) RSS-248	Test Method(s):	C63.10 12.4.2.4
Additional Reference(s):	662911 D01 v02r01 F)2)d)(i), 662911 D01 v02r01 E)1)		
Note(s):	DCCF was added to the spectrum analyser reference level offset.		

DUT Configuration			
Mode:	802.11ax HE40 SU	Duty Cycle (%):	94.53
Modulation Coding Scheme:	MCS2x1	DCCF (dB):	0.24
Antenna Configuration:	TxBF	Peak Antenna Gain (dBi):	4.78
Active Port(s):	A+B (Core 0 + Core 1)	Active Chain(s):	0+1

Test Frequency (MHz)	Maximum Conducted Output Power (dBm)					Gain (dBi)	EIRP (dBm)	EIRP Limit (dBm)	EIRP Margin (dB)
	A	B	C	D	Σ				
6925	1.83	-0.20	-	-	3.94	6.39	10.33	24.00	-13.67
7005	1.60	0.59	-	-	4.14	6.39	10.52	24.00	-13.48
7085	1.88	1.58	-	-	4.74	6.39	11.13	24.00	-12.87

Table 222 - Maximum Conducted (average) Output Power Results



Test Configuration			
Frequency Range:	6.875-7.125 GHz	Band:	U-NII-8
Limit Clause(s):	15.407(a)(8) RSS-248	Test Method(s):	C63.10 12.4.2.4
Additional Reference(s):	662911 D01 v02r01 F)2)d)(i), 662911 D01 v02r01 E)1)		
Note(s):	Straddle channel power was measured using the appropriate SA test method. DCCF was added to the spectrum analyser reference level offset.		

DUT Configuration			
Mode:	802.11ax HE80 SU	Duty Cycle (%):	93.87
Modulation Coding Scheme:	MCS2x1	DCCF (dB):	0.27
Antenna Configuration:	TxBF	Peak Antenna Gain (dBi):	4.78
Active Port(s):	A+B (Core 0 + Core 1)	Active Chain(s):	0+1

Test Frequency (MHz)	Maximum Conducted Output Power (dBm)					Gain (dBi)	EIRP (dBm)	EIRP Limit (dBm)	EIRP Margin (dB)
	A	B	C	D	Σ				
6865	-1.25	-1.00	-	-	1.89	7.33	9.22	24.00	-14.78
6945	4.65	3.97	-	-	7.33	6.39	13.72	24.00	-10.28
7025	4.69	4.65	-	-	7.68	6.39	14.06	24.00	-9.94

Table 223 - Maximum Conducted (average) Output Power Results

FCC 47 CFR Part 15E, Limit Clause 15.407(a)(8)

For client devices operating under the control of an indoor access point in the 5.925–7.125 GHz bands, the maximum power spectral density must not exceed -1 dBm e.i.r.p. in any 1-megahertz band, and the maximum e.i.r.p. over the frequency band of operation must not exceed 24 dBm.

ISED RSS-248, Limit Clause 4.5.3

The following limits shall apply to low-power client devices.

- a) the maximum e.i.r.p. spectral density shall not exceed -1 dBm/MHz; and
- b) the maximum e.i.r.p. over the 5925-7125 MHz frequency band shall not exceed 24 dBm.



2.2.7 Test Location and Test Equipment Used

This test was carried out in RF Laboratory 14.

Instrument	Manufacturer	Type No.	TE No.	Calibration Period (months)	Calibration Expiry Date
Hygrometer	Rotronic	I-1000	3068	12	21-Sep-2023
1800-6000 MHz Power Splitter	Mini-Circuits	ZN2PD-63-S+	4055	-	O/P Mon
Power splitter - 2 port	Mini-Circuits	ZN2PD-63-S+	4743	12	30-Nov-2023
Cable (18 GHz)	Rosenberger	LU7-071-1000	5096	12	23-Oct-2023
Cable (18 GHz)	Rosenberger	LU7-071-1000	5100	12	23-Oct-2023
Electronic Calibration Module	Keysight Technologies	85093C	5188	12	09-Sep-2023
Directional Coupler 2-8GHz	RF-Lambda	RFDC2G8G10	5765	-	O/P Mon
Directional Coupler 2-8GHz	RF-Lambda	RFDC2G8G10	5766	-	O/P Mon
1500VA AC Power Supply	iTech	IT7324	5907	-	O/P Mon
MXA Signal Analyser	Keysight Technologies	N9020B	5919	24	13-Mar-2024
USB Power Sensors, 50MHz to 8GHz	Boonton	RTP5008	5921	12	05-Jul-2023
USB Power Sensors, 50MHz to 8GHz	Boonton	RTP5008	5922	12	05-Jul-2023
Signal Conditioning Unit	TUV SUD	SPECTRUM_SCU001	5932	12	10-May-2023
Digital Multimeter	Fluke	115	6145	12	17-Jun-2023
Coaxial Fixed Attenuator DC-18GHz 5W 10dB	RF-Lambda	RFS5G18B10SMP	6176	12	17-Jul-2023

Table 224

O/P Mon – Output Monitored using calibrated equipment



2.3 Maximum Conducted Power Spectral Density

2.3.1 Specification Reference

FCC 47 CFR Part 15E, Clause 15.407 (a)
ISED RSS-248, Clause 4.5

2.3.2 Equipment Under Test and Modification State

A2918, S/N: C66N957K94 - Modification State 0
A2918, S/N: F7MJXMD2XQ - Modification State 0

2.3.3 Date of Test

26-April-2023 to 28-April-2023

2.3.4 Test Method

The test was performed in accordance with KDB 789033, clause F.

Where the EUT duty cycle was < 98 % and repeatable within 2 %, the spectrum analyser was set to trace (power) averaging and a duty cycle correction was added as calculated in the result tables below (Method SA-2). Where the duty cycle was \geq 98 % the spectrum analyser was set to trace (power) averaging and no duty cycle correction made (Method SA-1). In all other cases the spectrum analyser trace was set to max hold (Method SA-3).

The output power was verified as being the same from each transmit core (within negligible tolerances), but the antenna gains were not identical. Therefore, the modes reported for SISO are those giving the highest EIRP and/or lowest conducted limit based on the antenna with highest gain.

MIMO output port summing was performed in accordance with KDB 662911 D01:

For the CDD results the Directional Gain was calculated in accordance with the equation given in clause F)2)f)(ii) summed for a single spacial stream.

For SDM modes Directional Gain was calculated in accordance with clause F)2)d)(ii).

For transmit beamforming (TxBF) mode it was calculated in accordance with clause F)2)d)(i).

2.3.5 Environmental Conditions

Ambient Temperature	21.6 - 22.3 °C
Relative Humidity	32.5 - 44.5 %



2.3.6 Test Results

6 GHz WLAN

SISO

Test Configuration			
Frequency Range:	5.925-6.425 GHz	Band:	U-NII-5
Limit Clause(s):	15.407(a)(8) RSS-248	Test Method(s):	C63.10 12.4.2.4 C63.10 12.6
Additional Reference(s):	-		
Note(s):	DCCF was added to the spectrum analyser reference level offset.		

DUT Configuration			
Mode:	802.11a	Duty Cycle (%):	97.9
Data Rate:	12 Mbps	DCCF (dB):	0.09
Antenna Configuration:	SISO	Peak Antenna Gain (dBi):	5.11
Active Port(s):	A (Core 0)	Active Chain(s):	0

Test Frequency (MHz)	PSD (dBm / MHz)					Gain (dBi)	EIRP (dBm)	EIRP Limit (dBm)	EIRP Margin (dB)
	A	B	C	D	Σ				
5955	-7.20	-	-	-	-	5.11	-2.09	-1.00	-1.09
6175	-7.64	-	-	-	-	4.76	-2.88	-1.00	-1.88
6415	-6.99	-	-	-	-	4.63	-2.36	-1.00	-1.36

Table 225 - Maximum Power Spectral Density Results



Test Configuration			
Frequency Range:	5.925-6.425 GHz	Band:	U-NII-5
Limit Clause(s):	15.407(a)(8) RSS-248	Test Method(s):	C63.10 12.4.2.4 C63.10 12.6
Additional Reference(s):	-		
Note(s):	DCCF was added to the spectrum analyser reference level offset.		

DUT Configuration			
Mode:	802.11ax HE20 SU	Duty Cycle (%):	96.1
Modulation Coding Scheme:	MCS2x1	DCCF (dB):	0.17
Antenna Configuration:	SISO	Peak Antenna Gain (dBi):	5.11
Active Port(s):	A (Core 0)	Active Chain(s):	0

Test Frequency (MHz)	PSD (dBm / MHz)					Gain (dBi)	EIRP (dBm)	EIRP Limit (dBm)	EIRP Margin (dB)
	A	B	C	D	Σ				
5955	-7.73	-	-	-	-	5.11	-2.62	-1.00	-1.62
6175	-8.19	-	-	-	-	4.76	-3.43	-1.00	-2.43
6415	-7.40	-	-	-	-	4.63	-2.77	-1.00	-1.77

Table 226 - Maximum Power Spectral Density Results

Test Configuration			
Frequency Range:	5.925-6.425 GHz	Band:	U-NII-5
Limit Clause(s):	15.407(a)(8) RSS-248	Test Method(s):	C63.10 12.4.2.4 C63.10 12.6
Additional Reference(s):	-		
Note(s):	DCCF was added to the spectrum analyser reference level offset.		

DUT Configuration			
Mode:	802.11ax HE40 SU	Duty Cycle (%):	96.1
Modulation Coding Scheme:	MCS2x1	DCCF (dB):	0.17
Antenna Configuration:	SISO	Peak Antenna Gain (dBi):	5.11
Active Port(s):	A (Core 0)	Active Chain(s):	0

Test Frequency (MHz)	PSD (dBm / MHz)					Gain (dBi)	EIRP (dBm)	EIRP Limit (dBm)	EIRP Margin (dB)
	A	B	C	D	Σ				
5965	-8.20	-	-	-	-	5.11	-3.09	-1.00	-2.09
6165	-8.82	-	-	-	-	4.76	-4.06	-1.00	-3.06
6405	-7.84	-	-	-	-	4.63	-3.21	-1.00	-2.21

Table 227 - Maximum Power Spectral Density Results



Test Configuration			
Frequency Range:	5.925-6.425 GHz	Band:	U-NII-5
Limit Clause(s):	15.407(a)(8) RSS-248	Test Method(s):	C63.10 12.4.2.4 C63.10 12.6
Additional Reference(s):	-		
Note(s):	DCCF was added to the spectrum analyser reference level offset.		

DUT Configuration			
Mode:	802.11ax HE80 SU	Duty Cycle (%):	95.7
Modulation Coding Scheme:	MCS2x1	DCCF (dB):	0.19
Antenna Configuration:	SISO	Peak Antenna Gain (dBi):	5.11
Active Port(s):	A (Core 0)	Active Chain(s):	0

Test Frequency (MHz)	PSD (dBm / MHz)					Gain (dBi)	EIRP (dBm)	EIRP Limit (dBm)	EIRP Margin (dB)
	A	B	C	D	Σ				
5985	-8.19	-	-	-	-	5.11	-3.08	-1.00	-2.08
6145	-8.33	-	-	-	-	4.76	-3.57	-1.00	-2.57
6385	-7.68	-	-	-	-	4.63	-3.05	-1.00	-2.05

Table 228 - Maximum Power Spectral Density Results

Test Configuration			
Frequency Range:	5.925-6.425 GHz	Band:	U-NII-5
Limit Clause(s):	15.407(a)(8) RSS-248	Test Method(s):	C63.10 12.4.2.4 C63.10 12.6
Additional Reference(s):	-		
Note(s):	DCCF was added to the spectrum analyser reference level offset.		

DUT Configuration			
Mode:	802.11ax HE160 SU	Duty Cycle (%):	93.0
Modulation Coding Scheme:	MCS2x1	DCCF (dB):	0.32
Antenna Configuration:	SISO	Peak Antenna Gain (dBi):	5.11
Active Port(s):	A (Core 0)	Active Chain(s):	0

Test Frequency (MHz)	PSD (dBm / MHz)					Gain (dBi)	EIRP (dBm)	EIRP Limit (dBm)	EIRP Margin (dB)
	A	B	C	D	Σ				
6025	-6.86	-	-	-	-	5.11	-1.75	-1.00	-0.75
6185	-6.37	-	-	-	-	4.76	-1.61	-1.00	-0.61
6345	-6.19	-	-	-	-	4.63	-1.56	-1.00	-0.56

Table 229 - Maximum Power Spectral Density Results



Test Configuration			
Frequency Range:	6.425-6.525 GHz	Band:	U-NII-6
Limit Clause(s):	15.407(a)(8) RSS-248	Test Method(s):	C63.10 12.4.2.4 C63.10 12.6
Additional Reference(s):	-		
Note(s):	DCCF was added to the spectrum analyser reference level offset.		

DUT Configuration			
Mode:	802.11a	Duty Cycle (%):	97.9
Data Rate:	12 Mbps	DCCF (dB):	0.09
Antenna Configuration:	SISO	Peak Antenna Gain (dBi):	4.64
Active Port(s):	A (Core 0)	Active Chain(s):	0

Test Frequency (MHz)	PSD (dBm / MHz)					Gain (dBi)	EIRP (dBm)	EIRP Limit (dBm)	EIRP Margin (dB)
	A	B	C	D	Σ				
6435	-7.24	-	-	-	-	4.64	-2.60	-1.00	-1.60
6475	-7.23	-	-	-	-	4.64	-2.59	-1.00	-1.59
6515	-7.25	-	-	-	-	4.64	-2.61	-1.00	-1.61

Table 230 - Maximum Power Spectral Density Results

Test Configuration			
Frequency Range:	6.425-6.525 GHz	Band:	U-NII-6
Limit Clause(s):	15.407(a)(8) RSS-248	Test Method(s):	C63.10 12.4.2.4 C63.10 12.6
Additional Reference(s):	-		
Note(s):	DCCF was added to the spectrum analyser reference level offset.		

DUT Configuration			
Mode:	802.11ax HE20 SU	Duty Cycle (%):	96.2
Modulation Coding Scheme:	MCS2x1	DCCF (dB):	0.17
Antenna Configuration:	SISO	Peak Antenna Gain (dBi):	4.64
Active Port(s):	A (Core 0)	Active Chain(s):	0

Test Frequency (MHz)	PSD (dBm / MHz)					Gain (dBi)	EIRP (dBm)	EIRP Limit (dBm)	EIRP Margin (dB)
	A	B	C	D	Σ				
6435	-7.89	-	-	-	-	4.64	-3.25	-1.00	-2.25
6475	-7.61	-	-	-	-	4.64	-2.97	-1.00	-1.97
6515	-7.50	-	-	-	-	4.64	-2.86	-1.00	-1.86

Table 231 - Maximum Power Spectral Density Results



Test Configuration			
Frequency Range:	6.425-6.525 GHz	Band:	U-NII-6
Limit Clause(s):	15.407(a)(8) RSS-248	Test Method(s):	C63.10 12.4.2.4 C63.10 12.6
Additional Reference(s):	-		
Note(s):	DCCF was added to the spectrum analyser reference level offset.		

DUT Configuration			
Mode:	802.11ax HE40 SU	Duty Cycle (%):	96.0
Modulation Coding Scheme:	MCS2x1	DCCF (dB):	0.18
Antenna Configuration:	SISO	Peak Antenna Gain (dBi):	4.64
Active Port(s):	A (Core 0)	Active Chain(s):	0

Test Frequency (MHz)	PSD (dBm / MHz)					Gain (dBi)	EIRP (dBm)	EIRP Limit (dBm)	EIRP Margin (dB)
	A	B	C	D	Σ				
6445	-8.19	-	-	-	-	4.64	-3.55	-1.00	-2.55
6485	-8.05	-	-	-	-	4.64	-3.41	-1.00	-2.41
6525	-8.85	-	-	-	-	4.64	-4.21	-1.00	-3.21

Table 232 - Maximum Power Spectral Density Results

Test Configuration			
Frequency Range:	6.425-6.525 GHz	Band:	U-NII-6
Limit Clause(s):	15.407(a)(8) RSS-248	Test Method(s):	C63.10 12.4.2.4 C63.10 12.6
Additional Reference(s):	-		
Note(s):	DCCF was added to the spectrum analyser reference level offset.		

DUT Configuration			
Mode:	802.11ax HE80 SU	Duty Cycle (%):	96.1
Modulation Coding Scheme:	MCS2x1	DCCF (dB):	0.17
Antenna Configuration:	SISO	Peak Antenna Gain (dBi):	4.64
Active Port(s):	A (Core 0)	Active Chain(s):	0

Test Frequency (MHz)	PSD (dBm / MHz)					Gain (dBi)	EIRP (dBm)	EIRP Limit (dBm)	EIRP Margin (dB)
	A	B	C	D	Σ				
6465	-8.09	-	-	-	-	4.64	-3.45	-1.00	-2.45
6545	-8.95	-	-	-	-	4.64	-4.31	-1.00	-3.31

Table 233 - Maximum Power Spectral Density Results



Test Configuration			
Frequency Range:	6.425-6.525 GHz	Band:	U-NII-6
Limit Clause(s):	15.407(a)(8) RSS-248	Test Method(s):	C63.10 12.4.2.4 C63.10 12.6
Additional Reference(s):	-		
Note(s):	DCCF was added to the spectrum analyser reference level offset.		

DUT Configuration			
Mode:	802.11ax HE160 SU	Duty Cycle (%):	93.0
Modulation Coding Scheme:	MCS2x1	DCCF (dB):	0.32
Antenna Configuration:	SISO	Peak Antenna Gain (dBi):	4.64
Active Port(s):	A (Core 0)	Active Chain(s):	0

Test Frequency (MHz)	PSD (dBm / MHz)					Gain (dBi)	EIRP (dBm)	EIRP Limit (dBm)	EIRP Margin (dB)
	A	B	C	D	Σ				
6505	-6.77	-	-	-	-	4.64	-2.13	-1.00	-1.13

Table 234 - Maximum Power Spectral Density Results

Test Configuration			
Frequency Range:	6.525-6.875 GHz	Band:	U-NII-7
Limit Clause(s):	15.407(a)(8) RSS-248	Test Method(s):	C63.10 12.4.2.4 C63.10 12.6
Additional Reference(s):	-		
Note(s):	DCCF was added to the spectrum analyser reference level offset.		

DUT Configuration			
Mode:	802.11a	Duty Cycle (%):	97.7
Data Rate:	12 Mbps	DCCF (dB):	0.10
Antenna Configuration:	SISO	Peak Antenna Gain (dBi):	5.43
Active Port(s):	A (Core 0)	Active Chain(s):	0

Test Frequency (MHz)	PSD (dBm / MHz)					Gain (dBi)	EIRP (dBm)	EIRP Limit (dBm)	EIRP Margin (dB)
	A	B	C	D	Σ				
6535	-7.96	-	-	-	-	5.43	-2.53	-1.00	-1.53
6695	-8.29	-	-	-	-	5.43	-2.86	-1.00	-1.86
6855	-7.93	-	-	-	-	5.43	-2.50	-1.00	-1.50
6875	-7.81	-	-	-	-	5.43	-2.38	-1.00	-1.38

Table 235 - Maximum Power Spectral Density Results



Test Configuration			
Frequency Range:	6.525-6.875 GHz	Band:	U-NII-7
Limit Clause(s):	15.407(a)(8) RSS-248	Test Method(s):	C63.10 12.4.2.4 C63.10 12.6
Additional Reference(s):	-		
Note(s):	DCCF was added to the spectrum analyser reference level offset.		

DUT Configuration			
Mode:	802.11ax HE20 SU	Duty Cycle (%):	96.2
Modulation Coding Scheme:	MCS2x1	DCCF (dB):	0.17
Antenna Configuration:	SISO	Peak Antenna Gain (dBi):	5.43
Active Port(s):	A (Core 0)	Active Chain(s):	0

Test Frequency (MHz)	PSD (dBm / MHz)					Gain (dBi)	EIRP (dBm)	EIRP Limit (dBm)	EIRP Margin (dB)
	A	B	C	D	Σ				
6535	-8.35	-	-	-	-	5.43	-2.92	-1.00	-1.92
6695	-8.32	-	-	-	-	5.43	-2.89	-1.00	-1.89
6855	-8.18	-	-	-	-	5.43	-2.75	-1.00	-1.75
6875	-8.31	-	-	-	-	5.43	-2.88	-1.00	-1.88

Table 236 - Maximum Power Spectral Density Results

Test Configuration			
Frequency Range:	6.525-6.875 GHz	Band:	U-NII-7
Limit Clause(s):	15.407(a)(8) RSS-248	Test Method(s):	C63.10 12.4.2.4 C63.10 12.6
Additional Reference(s):	-		
Note(s):	DCCF was added to the spectrum analyser reference level offset.		

DUT Configuration			
Mode:	802.11ax HE40 SU	Duty Cycle (%):	96.0
Modulation Coding Scheme:	MCS2x1	DCCF (dB):	0.18
Antenna Configuration:	SISO	Peak Antenna Gain (dBi):	5.43
Active Port(s):	A (Core 0)	Active Chain(s):	0

Test Frequency (MHz)	PSD (dBm / MHz)					Gain (dBi)	EIRP (dBm)	EIRP Limit (dBm)	EIRP Margin (dB)
	A	B	C	D	Σ				
6525	-8.46	-	-	-	-	5.43	-3.03	-1.00	-2.03
6565	-8.80	-	-	-	-	5.43	-3.37	-1.00	-2.37
6685	-8.54	-	-	-	-	5.43	-3.11	-1.00	-2.11
6845	-8.66	-	-	-	-	5.43	-3.23	-1.00	-2.23
6885	-8.78	-	-	-	-	5.43	-3.35	-1.00	-2.35

Table 237 - Maximum Power Spectral Density Results



Test Configuration			
Frequency Range:	6.525-6.875 GHz	Band:	U-NII-7
Limit Clause(s):	15.407(a)(8) RSS-248	Test Method(s):	C63.10 12.4.2.4 C63.10 12.6
Additional Reference(s):	-		
Note(s):	DCCF was added to the spectrum analyser reference level offset.		

DUT Configuration			
Mode:	802.11ax HE80 SU	Duty Cycle (%):	95.8
Modulation Coding Scheme:	MCS2x1	DCCF (dB):	0.19
Antenna Configuration:	SISO	Peak Antenna Gain (dBi):	5.43
Active Port(s):	A (Core 0)	Active Chain(s):	0

Test Frequency (MHz)	PSD (dBm / MHz)					Gain (dBi)	EIRP (dBm)	EIRP Limit (dBm)	EIRP Margin (dB)
	A	B	C	D	Σ				
6545	-8.27	-	-	-	-	5.43	-2.84	-1.00	-1.84
6625	-8.49	-	-	-	-	5.43	-3.06	-1.00	-2.06
6705	-8.38	-	-	-	-	5.43	-2.95	-1.00	-1.95
6785	-8.52	-	-	-	-	5.43	-3.09	-1.00	-2.09
6865	-8.21	-	-	-	-	5.43	-2.78	-1.00	-1.78

Table 238 - Maximum Power Spectral Density Results

Test Configuration			
Frequency Range:	6.525-6.875 GHz	Band:	U-NII-7
Limit Clause(s):	15.407(a)(8) RSS-248	Test Method(s):	C63.10 12.4.2.4 C63.10 12.6
Additional Reference(s):	-		
Note(s):	DCCF was added to the spectrum analyser reference level offset.		

DUT Configuration			
Mode:	802.11ax HE160 SU	Duty Cycle (%):	93.0
Modulation Coding Scheme:	MCS2x1	DCCF (dB):	0.32
Antenna Configuration:	SISO	Peak Antenna Gain (dBi):	5.43
Active Port(s):	A (Core 0)	Active Chain(s):	0

Test Frequency (MHz)	PSD (dBm / MHz)					Gain (dBi)	EIRP (dBm)	EIRP Limit (dBm)	EIRP Margin (dB)
	A	B	C	D	Σ				
6505	-6.71	-	-	-	-	5.43	-1.28	-1.00	-0.28
6665	-6.98	-	-	-	-	5.43	-1.55	-1.00	-0.55
6825	-6.79	-	-	-	-	5.43	-1.36	-1.00	-0.36

Table 239 - Maximum Power Spectral Density Results



Test Configuration			
Frequency Range:	6.875-7.125 GHz	Band:	U-NII-8
Limit Clause(s):	15.407(a)(8) RSS-248	Test Method(s):	C63.10 12.4.2.4 C63.10 12.6
Additional Reference(s):	-		
Note(s):	DCCF was added to the spectrum analyser reference level offset.		

DUT Configuration			
Mode:	802.11a	Duty Cycle (%):	97.8
Data Rate:	12 Mbps	DCCF (dB):	0.10
Antenna Configuration:	SISO	Peak Antenna Gain (dBi):	5.43
Active Port(s):	A (Core 0)	Active Chain(s):	0

Test Frequency (MHz)	PSD (dBm / MHz)					Gain (dBi)	EIRP (dBm)	EIRP Limit (dBm)	EIRP Margin (dB)
	A	B	C	D	Σ				
6875	-7.99	-	-	-	-	5.43	-2.56	-1.00	-1.56
6895	-7.56	-	-	-	-	4.78	-2.78	-1.00	-1.78
6995	-7.50	-	-	-	-	4.78	-2.72	-1.00	-1.72
7115	-7.71	-	-	-	-	4.78	-2.93	-1.00	-1.93

Table 240 - Maximum Power Spectral Density Results

Test Configuration			
Frequency Range:	6.875-7.125 GHz	Band:	U-NII-8
Limit Clause(s):	15.407(a)(8) RSS-248	Test Method(s):	C63.10 12.4.2.4 C63.10 12.6
Additional Reference(s):	-		
Note(s):	DCCF was added to the spectrum analyser reference level offset.		

DUT Configuration			
Mode:	802.11ax HE20 SU	Duty Cycle (%):	96.2
Modulation Coding Scheme:	MCS2x1	DCCF (dB):	0.17
Antenna Configuration:	SISO	Peak Antenna Gain (dBi):	5.43
Active Port(s):	A (Core 0)	Active Chain(s):	0

Test Frequency (MHz)	PSD (dBm / MHz)					Gain (dBi)	EIRP (dBm)	EIRP Limit (dBm)	EIRP Margin (dB)
	A	B	C	D	Σ				
6875	-8.29	-	-	-	-	5.43	-2.86	-1.00	-1.86
6895	-7.91	-	-	-	-	4.78	-3.13	-1.00	-2.13
6995	-8.12	-	-	-	-	4.78	-3.34	-1.00	-2.34
7115	-17.69	-	-	-	-	4.78	-12.91	-1.00	-11.91

Table 241 - Maximum Power Spectral Density Results



Test Configuration			
Frequency Range:	6.875-7.125 GHz	Band:	U-NII-8
Limit Clause(s):	15.407(a)(8) RSS-248	Test Method(s):	C63.10 12.4.2.4 C63.10 12.6
Additional Reference(s):	-		
Note(s):	DCCF was added to the spectrum analyser reference level offset.		

DUT Configuration			
Mode:	802.11ax HE40 SU	Duty Cycle (%):	96.0
Modulation Coding Scheme:	MCS2x1	DCCF (dB):	0.18
Antenna Configuration:	SISO	Peak Antenna Gain (dBi):	5.43
Active Port(s):	A (Core 0)	Active Chain(s):	0

Test Frequency (MHz)	PSD (dBm / MHz)					Gain (dBi)	EIRP (dBm)	EIRP Limit (dBm)	EIRP Margin (dB)
	A	B	C	D	Σ				
6885	-8.75	-	-	-	-	5.43	-3.32	-1.00	-2.32
6925	-8.37	-	-	-	-	4.78	-3.59	-1.00	-2.59
7005	-8.14	-	-	-	-	4.78	-3.36	-1.00	-2.36
7085	-8.38	-	-	-	-	4.78	-3.60	-1.00	-2.60

Table 242 - Maximum Power Spectral Density Results

Test Configuration			
Frequency Range:	6.875-7.125 GHz	Band:	U-NII-8
Limit Clause(s):	15.407(a)(8) RSS-248	Test Method(s):	C63.10 12.4.2.4 C63.10 12.6
Additional Reference(s):	-		
Note(s):	DCCF was added to the spectrum analyser reference level offset.		

DUT Configuration			
Mode:	802.11ax HE80 SU	Duty Cycle (%):	95.9
Modulation Coding Scheme:	MCS2x1	DCCF (dB):	0.18
Antenna Configuration:	SISO	Peak Antenna Gain (dBi):	5.43
Active Port(s):	A (Core 0)	Active Chain(s):	0

Test Frequency (MHz)	PSD (dBm / MHz)					Gain (dBi)	EIRP (dBm)	EIRP Limit (dBm)	EIRP Margin (dB)
	A	B	C	D	Σ				
6865	-8.48	-	-	-	-	5.43	-3.05	-1.00	-2.05
6945	-8.14	-	-	-	-	4.78	-3.36	-1.00	-2.36
7025	-8.27	-	-	-	-	4.78	-3.49	-1.00	-2.49

Table 243 - Maximum Power Spectral Density Results



Test Configuration			
Frequency Range:	6.875-7.125 GHz	Band:	U-NII-8
Limit Clause(s):	15.407(a)(8) RSS-248	Test Method(s):	C63.10 12.4.2.4 C63.10 12.6
Additional Reference(s):	-		
Note(s):	DCCF was added to the spectrum analyser reference level offset.		

DUT Configuration			
Mode:	802.11ax HE160 SU	Duty Cycle (%):	93.0
Modulation Coding Scheme:	MCS2x1	DCCF (dB):	0.32
Antenna Configuration:	SISO	Peak Antenna Gain (dBi):	5.43
Active Port(s):	A (Core 0)	Active Chain(s):	0

Test Frequency (MHz)	PSD (dBm / MHz)					Gain (dBi)	EIRP (dBm)	EIRP Limit (dBm)	EIRP Margin (dB)
	A	B	C	D	Σ				
6825	-9.70	-	-	-	-	5.43	-4.27	-1.00	-3.27
6985	-6.32	-	-	-	-	4.78	-1.54	-1.00	-0.54

Table 244 - Maximum Power Spectral Density Results

Test Configuration			
Frequency Range:	5.925-6.425 GHz	Band:	U-NII-5
Limit Clause(s):	15.407(a)(8) RSS-248	Test Method(s):	C63.10 12.4.2.4 C63.10 12.6
Additional Reference(s):	-		
Note(s):	DCCF was added to the spectrum analyser reference level offset.		

DUT Configuration			
Mode:	802.11ax HE20 RU26	Duty Cycle (%):	97.1
Modulation Coding Scheme:	MCS2x1	DCCF (dB):	0.13
Antenna Configuration:	SISO	Peak Antenna Gain (dBi):	5.11
Active Port(s):	A (Core 0)	Active Chain(s):	0

Test Frequency (MHz)	PSD (dBm / MHz)					Gain (dBi)	EIRP (dBm)	EIRP Limit (dBm)	EIRP Margin (dB)
	A	B	C	D	Σ				
5955 (RU26.0)	-7.71	-	-	-	-	5.11	-2.60	-1.00	-1.60
6175 (RU26.0)	-8.34	-	-	-	-	4.76	-3.58	-1.00	-2.58
6415 (RU26.8)	-7.81	-	-	-	-	4.63	-3.18	-1.00	-2.18

Table 245 - Maximum Power Spectral Density Results



Test Configuration			
Frequency Range:	5.925-6.425 GHz	Band:	U-NII-5
Limit Clause(s):	15.407(a)(8) RSS-248	Test Method(s):	C63.10 12.4.2.4 C63.10 12.6
Additional Reference(s):	-		
Note(s):	DCCF was added to the spectrum analyser reference level offset.		

DUT Configuration			
Mode:	802.11ax HE20 RU52	Duty Cycle (%):	97.2
Modulation Coding Scheme:	MCS2x1	DCCF (dB):	0.12
Antenna Configuration:	SISO	Peak Antenna Gain (dBi):	5.11
Active Port(s):	A (Core 0)	Active Chain(s):	0

Test Frequency (MHz)	PSD (dBm / MHz)					Gain (dBi)	EIRP (dBm)	EIRP Limit (dBm)	EIRP Margin (dB)
	A	B	C	D	Σ				
5955 (RU52.37)	-7.91	-	-	-	-	5.11	-2.80	-1.00	-1.80
6175 (RU52.37)	-8.27	-	-	-	-	4.76	-3.51	-1.00	-2.51
6415 (RU52.40)	-7.29	-	-	-	-	4.63	-2.66	-1.00	-1.66

Table 246 - Maximum Power Spectral Density Results

Test Configuration			
Frequency Range:	5.925-6.425 GHz	Band:	U-NII-5
Limit Clause(s):	15.407(a)(8) RSS-248	Test Method(s):	C63.10 12.4.2.4 C63.10 12.6
Additional Reference(s):	-		
Note(s):	DCCF was added to the spectrum analyser reference level offset.		

DUT Configuration			
Mode:	802.11ax HE20 RU106	Duty Cycle (%):	98.1
Modulation Coding Scheme:	MCS2x1	DCCF (dB):	0.08
Antenna Configuration:	SISO	Peak Antenna Gain (dBi):	5.11
Active Port(s):	A (Core 0)	Active Chain(s):	0

Test Frequency (MHz)	PSD (dBm / MHz)					Gain (dBi)	EIRP (dBm)	EIRP Limit (dBm)	EIRP Margin (dB)
	A	B	C	D	Σ				
5955 (RU106.53)	-7.61	-	-	-	-	5.11	-2.50	-1.00	-1.50
6175 (RU106.53)	-8.11	-	-	-	-	4.76	-3.35	-1.00	-2.35
6415 (RU106.54)	-7.31	-	-	-	-	4.63	-2.68	-1.00	-1.68

Table 247 - Maximum Power Spectral Density Results



Test Configuration			
Frequency Range:	6.425-6.525 GHz	Band:	U-NII-6
Limit Clause(s):	15.407(a)(8) RSS-248	Test Method(s):	C63.10 12.4.2.4 C63.10 12.6
Additional Reference(s):	-		
Note(s):	DCCF was added to the spectrum analyser reference level offset.		

DUT Configuration			
Mode:	802.11ax HE20 RU26	Duty Cycle (%):	97.2
Modulation Coding Scheme:	MCS2x1	DCCF (dB):	0.12
Antenna Configuration:	SISO	Peak Antenna Gain (dBi):	4.64
Active Port(s):	A (Core 0)	Active Chain(s):	0

Test Frequency (MHz)	PSD (dBm / MHz)					Gain (dBi)	EIRP (dBm)	EIRP Limit (dBm)	EIRP Margin (dB)
	A	B	C	D	Σ				
6435 (RU26.0)	-7.83	-	-	-	-	4.64	-3.19	-1.00	-2.19
6475 (RU26.0)	-7.69	-	-	-	-	4.64	-3.05	-1.00	-2.05
6515 (RU26.8)	-7.76	-	-	-	-	4.64	-3.12	-1.00	-2.12

Table 248 - Maximum Power Spectral Density Results

Test Configuration			
Frequency Range:	6.425-6.525 GHz	Band:	U-NII-6
Limit Clause(s):	15.407(a)(8) RSS-248	Test Method(s):	C63.10 12.4.2.4 C63.10 12.6
Additional Reference(s):	-		
Note(s):	DCCF was added to the spectrum analyser reference level offset.		

DUT Configuration			
Mode:	802.11ax HE20 RU52	Duty Cycle (%):	97.0
Modulation Coding Scheme:	MCS2x1	DCCF (dB):	0.13
Antenna Configuration:	SISO	Peak Antenna Gain (dBi):	4.64
Active Port(s):	A (Core 0)	Active Chain(s):	0

Test Frequency (MHz)	PSD (dBm / MHz)					Gain (dBi)	EIRP (dBm)	EIRP Limit (dBm)	EIRP Margin (dB)
	A	B	C	D	Σ				
6435 (RU52.37)	-7.56	-	-	-	-	4.64	-2.92	-1.00	-1.92
6475 (RU52.37)	-7.54	-	-	-	-	4.64	-2.90	-1.00	-1.90
6515 (RU52.40)	-7.47	-	-	-	-	4.64	-2.83	-1.00	-1.83

Table 249 - Maximum Power Spectral Density Results



Test Configuration			
Frequency Range:	6.425-6.525 GHz	Band:	U-NII-6
Limit Clause(s):	15.407(a)(8) RSS-248	Test Method(s):	C63.10 12.4.2.4 C63.10 12.6
Additional Reference(s):	-		
Note(s):	DCCF was added to the spectrum analyser reference level offset.		

DUT Configuration			
Mode:	802.11ax HE20 RU106	Duty Cycle (%):	97.9
Modulation Coding Scheme:	MCS2x1	DCCF (dB):	0.09
Antenna Configuration:	SISO	Peak Antenna Gain (dBi):	4.64
Active Port(s):	A (Core 0)	Active Chain(s):	0

Test Frequency (MHz)	PSD (dBm / MHz)					Gain (dBi)	EIRP (dBm)	EIRP Limit (dBm)	EIRP Margin (dB)
	A	B	C	D	Σ				
6435 (RU106.53)	-7.43	-	-	-	-	4.64	-2.79	-1.00	-1.79
6475 (RU106.53)	-7.48	-	-	-	-	4.64	-2.84	-1.00	-1.84
6515 (RU106.54)	-7.40	-	-	-	-	4.64	-2.76	-1.00	-1.76

Table 250 - Maximum Power Spectral Density Results

Test Configuration			
Frequency Range:	6.525-6.875 GHz	Band:	U-NII-7
Limit Clause(s):	15.407(a)(8) RSS-248	Test Method(s):	C63.10 12.4.2.4 C63.10 12.6
Additional Reference(s):	-		
Note(s):	DCCF was added to the spectrum analyser reference level offset.		

DUT Configuration			
Mode:	802.11ax HE20 RU26	Duty Cycle (%):	97.1
Modulation Coding Scheme:	MCS2x1	DCCF (dB):	0.13
Antenna Configuration:	SISO	Peak Antenna Gain (dBi):	5.43
Active Port(s):	A (Core 0)	Active Chain(s):	0

Test Frequency (MHz)	PSD (dBm / MHz)					Gain (dBi)	EIRP (dBm)	EIRP Limit (dBm)	EIRP Margin (dB)
	A	B	C	D	Σ				
6535 (RU26.0)	-8.41	-	-	-	-	5.43	-2.98	-1.00	-1.98
6695 (RU26.0)	-8.75	-	-	-	-	5.43	-3.32	-1.00	-2.32
6855 (RU26.8)	-8.87	-	-	-	-	5.43	-3.44	-1.00	-2.44
6875 (RU26.3)	-8.54	-	-	-	-	5.43	-3.11	-1.00	-2.11

Table 251 - Maximum Power Spectral Density Results



Test Configuration			
Frequency Range:	6.525-6.875 GHz	Band:	U-NII-7
Limit Clause(s):	15.407(a)(8) RSS-248	Test Method(s):	C63.10 12.4.2.4 C63.10 12.6
Additional Reference(s):	-		
Note(s):	DCCF was added to the spectrum analyser reference level offset.		

DUT Configuration			
Mode:	802.11ax HE20 RU52	Duty Cycle (%):	97.1
Modulation Coding Scheme:	MCS2x1	DCCF (dB):	0.13
Antenna Configuration:	SISO	Peak Antenna Gain (dBi):	5.43
Active Port(s):	A (Core 0)	Active Chain(s):	0

Test Frequency (MHz)	PSD (dBm / MHz)					Gain (dBi)	EIRP (dBm)	EIRP Limit (dBm)	EIRP Margin (dB)
	A	B	C	D	Σ				
6535 (RU52.37)	-8.21	-	-	-	-	5.43	-2.78	-1.00	-1.78
6695 (RU52.37)	-8.50	-	-	-	-	5.43	-3.07	-1.00	-2.07
6855 (RU52.40)	-8.32	-	-	-	-	5.43	-2.89	-1.00	-1.89
6875 (RU52.38)	-8.46	-	-	-	-	5.43	-3.03	-1.00	-2.03

Table 252 - Maximum Power Spectral Density Results

Test Configuration			
Frequency Range:	6.525-6.875 GHz	Band:	U-NII-7
Limit Clause(s):	15.407(a)(8) RSS-248	Test Method(s):	C63.10 12.4.2.4 C63.10 12.6
Additional Reference(s):	-		
Note(s):	DCCF was added to the spectrum analyser reference level offset.		

DUT Configuration			
Mode:	802.11ax HE20 RU106	Duty Cycle (%):	98.0
Modulation Coding Scheme:	MCS2x1	DCCF (dB):	0.09
Antenna Configuration:	SISO	Peak Antenna Gain (dBi):	5.43
Active Port(s):	A (Core 0)	Active Chain(s):	0

Test Frequency (MHz)	PSD (dBm / MHz)					Gain (dBi)	EIRP (dBm)	EIRP Limit (dBm)	EIRP Margin (dB)
	A	B	C	D	Σ				
6535 (RU106.53)	-8.16	-	-	-	-	5.43	-2.73	-1.00	-1.73
6695 (RU106.53)	-8.04	-	-	-	-	5.43	-2.61	-1.00	-1.61
6855 (RU106.54)	-8.19	-	-	-	-	5.43	-2.76	-1.00	-1.76
6875 (RU106.53)	-8.30	-	-	-	-	5.43	-2.87	-1.00	-1.87

Table 253 - Maximum Power Spectral Density Results



Test Configuration			
Frequency Range:	6.875-7.125 GHz	Band:	U-NII-8
Limit Clause(s):	15.407(a)(8) RSS-248	Test Method(s):	C63.10 12.4.2.4 C63.10 12.6
Additional Reference(s):	-		
Note(s):	DCCF was added to the spectrum analyser reference level offset.		

DUT Configuration			
Mode:	802.11ax HE20 RU26	Duty Cycle (%):	97.2
Modulation Coding Scheme:	MCS2x1	DCCF (dB):	0.12
Antenna Configuration:	SISO	Peak Antenna Gain (dBi):	5.43
Active Port(s):	A (Core 0)	Active Chain(s):	0

Test Frequency (MHz)	PSD (dBm / MHz)					Gain (dBi)	EIRP (dBm)	EIRP Limit (dBm)	EIRP Margin (dB)
	A	B	C	D	Σ				
6875 (RU26.5)	-8.51	-	-	-	-	5.43	-3.08	-1.00	-2.08
6895 (RU26.0)	-7.79	-	-	-	-	4.78	-3.01	-1.00	-2.01
6995 (RU26.0)	-8.30	-	-	-	-	4.78	-3.52	-1.00	-2.52
7095 (RU26.8)	-7.78	-	-	-	-	4.78	-3.00	-1.00	-2.00

Table 254 - Maximum Power Spectral Density Results

Test Configuration			
Frequency Range:	6.875-7.125 GHz	Band:	U-NII-8
Limit Clause(s):	15.407(a)(8) RSS-248	Test Method(s):	C63.10 12.4.2.4 C63.10 12.6
Additional Reference(s):	-		
Note(s):	DCCF was added to the spectrum analyser reference level offset.		

DUT Configuration			
Mode:	802.11ax HE20 RU52	Duty Cycle (%):	97.1
Modulation Coding Scheme:	MCS2x1	DCCF (dB):	0.13
Antenna Configuration:	SISO	Peak Antenna Gain (dBi):	5.43
Active Port(s):	A (Core 0)	Active Chain(s):	0

Test Frequency (MHz)	PSD (dBm / MHz)					Gain (dBi)	EIRP (dBm)	EIRP Limit (dBm)	EIRP Margin (dB)
	A	B	C	D	Σ				
6875 (RU52.39)	-8.47	-	-	-	-	5.43	-3.04	-1.00	-2.04
6895 (RU52.37)	-7.73	-	-	-	-	4.78	-2.95	-1.00	-1.95
6995 (RU52.37)	-8.07	-	-	-	-	4.78	-3.29	-1.00	-2.29
7095 (RU52.40)	-7.91	-	-	-	-	4.78	-3.13	-1.00	-2.13

Table 255 - Maximum Power Spectral Density Results



Test Configuration			
Frequency Range:	6.875-7.125 GHz	Band:	U-NII-8
Limit Clause(s):	15.407(a)(8) RSS-248	Test Method(s):	C63.10 12.4.2.4 C63.10 12.6
Additional Reference(s):	-		
Note(s):	DCCF was added to the spectrum analyser reference level offset.		

DUT Configuration			
Mode:	802.11ax HE20 RU106	Duty Cycle (%):	98.0
Modulation Coding Scheme:	MCS2x1	DCCF (dB):	0.09
Antenna Configuration:	SISO	Peak Antenna Gain (dBi):	5.43
Active Port(s):	A (Core 0)	Active Chain(s):	0

Test Frequency (MHz)	PSD (dBm / MHz)					Gain (dBi)	EIRP (dBm)	EIRP Limit (dBm)	EIRP Margin (dB)
	A	B	C	D	Σ				
6875 (RU106.54)	-8.15	-	-	-	-	5.43	-2.72	-1.00	-1.72
6895 (RU106.53)	-7.62	-	-	-	-	4.78	-2.84	-1.00	-1.84
6995 (RU106.53)	-7.92	-	-	-	-	4.78	-3.14	-1.00	-2.14
7095 (RU106.54)	-7.74	-	-	-	-	4.78	-2.96	-1.00	-1.96

Table 256 - Maximum Power Spectral Density Results



MIMO CDD

Test Configuration			
Frequency Range:	5.925-6.425 GHz	Band:	U-NII-5
Limit Clause(s):	15.407(a)(8) RSS-248	Test Method(s):	C63.10 12.4.2.4 C63.10 12.6
Additional Reference(s):	662911 D01 v02r01 F)2)f)(ii), 662911 D01 v02r01 E)2)b)		
Note(s):	DCCF was added to the spectrum analyser reference level offset.		

DUT Configuration			
Mode:	802.11ax HE20 SU	Duty Cycle (%):	96.2
Modulation Coding Scheme:	MCS2x1	DCCF (dB):	0.17
Antenna Configuration:	MIMO CDD	Peak Antenna Gain (dBi):	7.72
Active Port(s):	A+B (Core 0 + Core 1)	Active Chain(s):	0+1

Test Frequency (MHz)	PSD (dBm / MHz)					Gain (dBi)	EIRP (dBm)	EIRP Limit (dBm)	EIRP Margin (dB)
	A	B	C	D	Σ				
5955	-14.15	-13.89	-	-	-11.00	7.72	-3.28	-1.00	-2.28
6175	-14.09	-13.79	-	-	-10.93	6.78	-4.15	-1.00	-3.15
6415	-12.85	-13.28	-	-	-10.05	6.53	-3.52	-1.00	-2.52

Table 257 - Maximum Power Spectral Density Results

Test Configuration			
Frequency Range:	5.925-6.425 GHz	Band:	U-NII-5
Limit Clause(s):	15.407(a)(8) RSS-248	Test Method(s):	C63.10 12.4.2.4 C63.10 12.6
Additional Reference(s):	662911 D01 v02r01 F)2)f)(ii), 662911 D01 v02r01 E)2)b)		
Note(s):	DCCF was added to the spectrum analyser reference level offset.		

DUT Configuration			
Mode:	802.11ax HE40 SU	Duty Cycle (%):	96.2
Modulation Coding Scheme:	MCS2x1	DCCF (dB):	0.17
Antenna Configuration:	MIMO CDD	Peak Antenna Gain (dBi):	7.72
Active Port(s):	A+B (Core 0 + Core 1)	Active Chain(s):	0+1

Test Frequency (MHz)	PSD (dBm / MHz)					Gain (dBi)	EIRP (dBm)	EIRP Limit (dBm)	EIRP Margin (dB)
	A	B	C	D	Σ				
5965	-13.85	-14.27	-	-	-11.04	7.72	-3.32	-1.00	-2.32
6165	-14.46	-14.12	-	-	-11.27	6.78	-4.49	-1.00	-3.49
6405	-13.20	-13.46	-	-	-10.32	6.53	-3.79	-1.00	-2.79

Table 258 - Maximum Power Spectral Density Results



Test Configuration			
Frequency Range:	5.925-6.425 GHz	Band:	U-NII-5
Limit Clause(s):	15.407(a)(8) RSS-248	Test Method(s):	C63.10 12.4.2.4 C63.10 12.6
Additional Reference(s):	662911 D01 v02r01 F)2)f)(ii), 662911 D01 v02r01 E)2)b)		
Note(s):	DCCF was added to the spectrum analyser reference level offset.		

DUT Configuration			
Mode:	802.11ax HE80 SU	Duty Cycle (%):	95.9
Modulation Coding Scheme:	MCS2x1	DCCF (dB):	0.18
Antenna Configuration:	MIMO CDD	Peak Antenna Gain (dBi):	7.72
Active Port(s):	A+B (Core 0 + Core 1)	Active Chain(s):	0+1

Test Frequency (MHz)	PSD (dBm / MHz)					Gain (dBi)	EIRP (dBm)	EIRP Limit (dBm)	EIRP Margin (dB)
	A	B	C	D	Σ				
5985	-13.23	-13.45	-	-	-10.33	7.72	-2.60	-1.00	-1.60
6145	-13.33	-13.14	-	-	-10.22	6.78	-3.44	-1.00	-2.44
6385	-12.86	-12.96	-	-	-9.90	6.53	-3.37	-1.00	-2.37

Table 259 - Maximum Power Spectral Density Results

Test Configuration			
Frequency Range:	5.925-6.425 GHz	Band:	U-NII-5
Limit Clause(s):	15.407(a)(8) RSS-248	Test Method(s):	C63.10 12.4.2.4 C63.10 12.6
Additional Reference(s):	662911 D01 v02r01 F)2)f)(ii), 662911 D01 v02r01 E)2)b)		
Note(s):	DCCF was added to the spectrum analyser reference level offset.		

DUT Configuration			
Mode:	802.11ax HE160 SU	Duty Cycle (%):	92.9
Modulation Coding Scheme:	MCS2x1	DCCF (dB):	0.32
Antenna Configuration:	MIMO CDD	Peak Antenna Gain (dBi):	7.72
Active Port(s):	A+B (Core 0 + Core 1)	Active Chain(s):	0+1

Test Frequency (MHz)	PSD (dBm / MHz)					Gain (dBi)	EIRP (dBm)	EIRP Limit (dBm)	EIRP Margin (dB)
	A	B	C	D	Σ				
6025	-12.49	-12.51	-	-	-9.49	7.72	-1.76	-1.00	-0.76
6185	-11.50	-11.25	-	-	-8.36	6.78	-1.58	-1.00	-0.58
6345	-11.44	-11.28	-	-	-8.35	6.53	-1.81	-1.00	-0.81

Table 260 - Maximum Power Spectral Density Results



Test Configuration			
Frequency Range:	6.425-6.525 GHz	Band:	U-NII-6
Limit Clause(s):	15.407(a)(8) RSS-248	Test Method(s):	C63.10 12.4.2.4 C63.10 12.6
Additional Reference(s):	662911 D01 v02r01 F)2)f)(ii), 662911 D01 v02r01 E)2)b)		
Note(s):	DCCF was added to the spectrum analyser reference level offset.		

DUT Configuration			
Mode:	802.11ax HE20 SU	Duty Cycle (%):	96.1
Modulation Coding Scheme:	MCS2x1	DCCF (dB):	0.17
Antenna Configuration:	MIMO CDD	Peak Antenna Gain (dBi):	6.56
Active Port(s):	A+B (Core 0 + Core 1)	Active Chain(s):	0+1

Test Frequency (MHz)	PSD (dBm / MHz)					Gain (dBi)	EIRP (dBm)	EIRP Limit (dBm)	EIRP Margin (dB)
	A	B	C	D	Σ				
6435	-13.12	-13.29	-	-	-10.19	6.56	-3.63	-1.00	-2.63
6475	-12.63	-13.04	-	-	-9.82	6.56	-3.25	-1.00	-2.25
6515	-12.79	-13.12	-	-	-9.94	6.56	-3.38	-1.00	-2.38

Table 261 - Maximum Power Spectral Density Results

Test Configuration			
Frequency Range:	6.425-6.525 GHz	Band:	U-NII-6
Limit Clause(s):	15.407(a)(8) RSS-248	Test Method(s):	C63.10 12.4.2.4 C63.10 12.6
Additional Reference(s):	662911 D01 v02r01 F)2)f)(ii), 662911 D01 v02r01 E)2)b)		
Note(s):	DCCF was added to the spectrum analyser reference level offset.		

DUT Configuration			
Mode:	802.11ax HE40 SU	Duty Cycle (%):	96.2
Modulation Coding Scheme:	MCS2x1	DCCF (dB):	0.17
Antenna Configuration:	MIMO CDD	Peak Antenna Gain (dBi):	6.56
Active Port(s):	A+B (Core 0 + Core 1)	Active Chain(s):	0+1

Test Frequency (MHz)	PSD (dBm / MHz)					Gain (dBi)	EIRP (dBm)	EIRP Limit (dBm)	EIRP Margin (dB)
	A	B	C	D	Σ				
6445	-13.80	-13.85	-	-	-10.82	6.56	-4.25	-1.00	-3.25
6485	-14.18	-13.66	-	-	-10.90	6.56	-4.33	-1.00	-3.33
6525	-14.00	-13.73	-	-	-10.85	6.56	-4.29	-1.00	-3.29

Table 262 - Maximum Power Spectral Density Results



Test Configuration			
Frequency Range:	6.425-6.525 GHz	Band:	U-NII-6
Limit Clause(s):	15.407(a)(8) RSS-248	Test Method(s):	C63.10 12.4.2.4 C63.10 12.6
Additional Reference(s):	662911 D01 v02r01 F)2)f)(ii), 662911 D01 v02r01 E)2)b)		
Note(s):	DCCF was added to the spectrum analyser reference level offset.		

DUT Configuration			
Mode:	802.11ax HE80 SU	Duty Cycle (%):	95.7
Modulation Coding Scheme:	MCS2x1	DCCF (dB):	0.19
Antenna Configuration:	MIMO CDD	Peak Antenna Gain (dBi):	6.56
Active Port(s):	A+B (Core 0 + Core 1)	Active Chain(s):	0+1

Test Frequency (MHz)	PSD (dBm / MHz)					Gain (dBi)	EIRP (dBm)	EIRP Limit (dBm)	EIRP Margin (dB)
	A	B	C	D	Σ				
6465	-12.69	-12.52	-	-	-9.59	6.56	-3.03	-1.00	-2.03
6545	-14.09	-14.08	-	-	-11.08	6.56	-4.51	-1.00	-3.51

Table 263 - Maximum Power Spectral Density Results

Test Configuration			
Frequency Range:	6.425-6.525 GHz	Band:	U-NII-6
Limit Clause(s):	15.407(a)(8) RSS-248	Test Method(s):	C63.10 12.4.2.4 C63.10 12.6
Additional Reference(s):	662911 D01 v02r01 F)2)f)(ii), 662911 D01 v02r01 E)2)b)		
Note(s):	DCCF was added to the spectrum analyser reference level offset.		

DUT Configuration			
Mode:	802.11ax HE160 SU	Duty Cycle (%):	92.9
Modulation Coding Scheme:	MCS2x1	DCCF (dB):	0.32
Antenna Configuration:	MIMO CDD	Peak Antenna Gain (dBi):	6.56
Active Port(s):	A+B (Core 0 + Core 1)	Active Chain(s):	0+1

Test Frequency (MHz)	PSD (dBm / MHz)					Gain (dBi)	EIRP (dBm)	EIRP Limit (dBm)	EIRP Margin (dB)
	A	B	C	D	Σ				
6505	-12.10	-11.91	-	-	-8.99	6.56	-2.43	-1.00	-1.43

Table 264 - Maximum Power Spectral Density Results



Test Configuration			
Frequency Range:	6.525-6.875 GHz	Band:	U-NII-7
Limit Clause(s):	15.407(a)(8) RSS-248	Test Method(s):	C63.10 12.4.2.4 C63.10 12.6
Additional Reference(s):	662911 D01 v02r01 F)2)f)(ii), 662911 D01 v02r01 E)2)b)		
Note(s):	DCCF was added to the spectrum analyser reference level offset.		

DUT Configuration			
Mode:	802.11ax HE20 SU	Duty Cycle (%):	96.2
Modulation Coding Scheme:	MCS2x1	DCCF (dB):	0.17
Antenna Configuration:	MIMO CDD	Peak Antenna Gain (dBi):	7.33
Active Port(s):	A+B (Core 0 + Core 1)	Active Chain(s):	0+1

Test Frequency (MHz)	PSD (dBm / MHz)					Gain (dBi)	EIRP (dBm)	EIRP Limit (dBm)	EIRP Margin (dB)
	A	B	C	D	Σ				
6535	-13.48	-13.73	-	-	-10.59	7.33	-3.26	-1.00	-2.26
6695	-13.75	-13.98	-	-	-10.85	7.33	-3.52	-1.00	-2.52
6855	-13.73	-14.58	-	-	-11.12	7.33	-3.79	-1.00	-2.79
6875	-13.80	-14.56	-	-	-11.15	7.33	-3.82	-1.00	-2.82

Table 265 - Maximum Power Spectral Density Results

Test Configuration			
Frequency Range:	6.525-6.875 GHz	Band:	U-NII-7
Limit Clause(s):	15.407(a)(8) RSS-248	Test Method(s):	C63.10 12.4.2.4 C63.10 12.6
Additional Reference(s):	662911 D01 v02r01 F)2)f)(ii), 662911 D01 v02r01 E)2)b)		
Note(s):	DCCF was added to the spectrum analyser reference level offset.		

DUT Configuration			
Mode:	802.11ax HE40 SU	Duty Cycle (%):	95.9
Modulation Coding Scheme:	MCS2x1	DCCF (dB):	0.18
Antenna Configuration:	MIMO CDD	Peak Antenna Gain (dBi):	7.33
Active Port(s):	A+B (Core 0 + Core 1)	Active Chain(s):	0+1

Test Frequency (MHz)	PSD (dBm / MHz)					Gain (dBi)	EIRP (dBm)	EIRP Limit (dBm)	EIRP Margin (dB)
	A	B	C	D	Σ				
6525	-14.39	-14.06	-	-	-11.21	7.33	-3.88	-1.00	-2.88
6565	-14.71	-14.11	-	-	-11.39	7.33	-4.06	-1.00	-3.06
6685	-13.83	-14.27	-	-	-11.03	7.33	-3.70	-1.00	-2.70
6845	-14.19	-14.35	-	-	-11.26	7.33	-3.93	-1.00	-2.93
6885	-14.00	-14.77	-	-	-11.36	7.33	-4.03	-1.00	-3.03

Table 266 - Maximum Power Spectral Density Results



Test Configuration			
Frequency Range:	6.525-6.875 GHz	Band:	U-NII-7
Limit Clause(s):	15.407(a)(8) RSS-248	Test Method(s):	C63.10 12.4.2.4 C63.10 12.6
Additional Reference(s):	662911 D01 v02r01 F)2)f)(ii), 662911 D01 v02r01 E)2)b)		
Note(s):	DCCF was added to the spectrum analyser reference level offset.		

DUT Configuration			
Mode:	802.11ax HE80 SU	Duty Cycle (%):	95.7
Modulation Coding Scheme:	MCS2x1	DCCF (dB):	0.19
Antenna Configuration:	MIMO CDD	Peak Antenna Gain (dBi):	7.33
Active Port(s):	A+B (Core 0 + Core 1)	Active Chain(s):	0+1

Test Frequency (MHz)	PSD (dBm / MHz)					Gain (dBi)	EIRP (dBm)	EIRP Limit (dBm)	EIRP Margin (dB)
	A	B	C	D	Σ				
6545	-13.47	-13.55	-	-	-10.50	7.33	-3.17	-1.00	-2.17
6625	-13.42	-13.46	-	-	-10.43	7.33	-3.10	-1.00	-2.10
6705	-13.21	-13.25	-	-	-10.22	7.33	-2.89	-1.00	-1.89
6785	-13.34	-13.13	-	-	-10.22	7.33	-2.89	-1.00	-1.89
6865	-13.56	-13.33	-	-	-10.44	7.33	-3.10	-1.00	-2.10

Table 267 - Maximum Power Spectral Density Results

Test Configuration			
Frequency Range:	6.525-6.875 GHz	Band:	U-NII-7
Limit Clause(s):	15.407(a)(8) RSS-248	Test Method(s):	C63.10 12.4.2.4 C63.10 12.6
Additional Reference(s):	662911 D01 v02r01 F)2)f)(ii), 662911 D01 v02r01 E)2)b)		
Note(s):	DCCF was added to the spectrum analyser reference level offset.		

DUT Configuration			
Mode:	802.11ax HE160 SU	Duty Cycle (%):	92.9
Modulation Coding Scheme:	MCS2x1	DCCF (dB):	0.32
Antenna Configuration:	MIMO CDD	Peak Antenna Gain (dBi):	7.33
Active Port(s):	A+B (Core 0 + Core 1)	Active Chain(s):	0+1

Test Frequency (MHz)	PSD (dBm / MHz)					Gain (dBi)	EIRP (dBm)	EIRP Limit (dBm)	EIRP Margin (dB)
	A	B	C	D	Σ				
6505	-12.95	-11.87	-	-	-9.36	7.33	-2.03	-1.00	-1.03
6665	-12.41	-11.77	-	-	-9.07	7.33	-1.74	-1.00	-0.74
6825	-11.53	-11.53	-	-	-8.52	7.33	-1.19	-1.00	-0.19

Table 268 - Maximum Power Spectral Density Results



Test Configuration			
Frequency Range:	6.875-7.125 GHz	Band:	U-NII-8
Limit Clause(s):	15.407(a)(8) RSS-248	Test Method(s):	C63.10 12.4.2.4 C63.10 12.6
Additional Reference(s):	662911 D01 v02r01 F)2)f)(ii), 662911 D01 v02r01 E)2)b)		
Note(s):	DCCF was added to the spectrum analyser reference level offset.		

DUT Configuration			
Mode:	802.11ax HE20 SU	Duty Cycle (%):	96.2
Modulation Coding Scheme:	MCS2x1	DCCF (dB):	0.17
Antenna Configuration:	MIMO CDD	Peak Antenna Gain (dBi):	7.33
Active Port(s):	A+B (Core 0 + Core 1)	Active Chain(s):	0+1

Test Frequency (MHz)	PSD (dBm / MHz)					Gain (dBi)	EIRP (dBm)	EIRP Limit (dBm)	EIRP Margin (dB)
	A	B	C	D	Σ				
6875	-14.14	-14.67	-	-	-11.38	7.33	-4.05	-1.00	-3.05
6895	-12.81	-13.63	-	-	-10.19	6.39	-3.81	-1.00	-2.81
6995	-12.92	-13.91	-	-	-10.38	6.39	-3.99	-1.00	-2.99
7115	-20.12	-21.38	-	-	-17.70	6.39	-11.31	-1.00	-10.31

Table 269 - Maximum Power Spectral Density Results

Test Configuration			
Frequency Range:	6.875-7.125 GHz	Band:	U-NII-8
Limit Clause(s):	15.407(a)(8) RSS-248	Test Method(s):	C63.10 12.4.2.4 C63.10 12.6
Additional Reference(s):	662911 D01 v02r01 F)2)f)(ii), 662911 D01 v02r01 E)2)b)		
Note(s):	DCCF was added to the spectrum analyser reference level offset.		

DUT Configuration			
Mode:	802.11ax HE40 SU	Duty Cycle (%):	95.9
Modulation Coding Scheme:	MCS2x1	DCCF (dB):	0.18
Antenna Configuration:	MIMO CDD	Peak Antenna Gain (dBi):	7.33
Active Port(s):	A+B (Core 0 + Core 1)	Active Chain(s):	0+1

Test Frequency (MHz)	PSD (dBm / MHz)					Gain (dBi)	EIRP (dBm)	EIRP Limit (dBm)	EIRP Margin (dB)
	A	B	C	D	Σ				
6885	-13.78	-14.73	-	-	-11.22	7.33	-3.88	-1.00	-2.88
6925	-14.30	-14.82	-	-	-11.55	6.39	-5.16	-1.00	-4.16
7005	-13.54	-14.74	-	-	-11.09	6.39	-4.70	-1.00	-3.70
7085	-13.41	-14.25	-	-	-10.80	6.39	-4.42	-1.00	-3.42

Table 270 - Maximum Power Spectral Density Results



Test Configuration			
Frequency Range:	6.875-7.125 GHz	Band:	U-NII-8
Limit Clause(s):	15.407(a)(8) RSS-248	Test Method(s):	C63.10 12.4.2.4 C63.10 12.6
Additional Reference(s):	662911 D01 v02r01 F)2)f)(ii), 662911 D01 v02r01 E)2)b)		
Note(s):	DCCF was added to the spectrum analyser reference level offset.		

DUT Configuration			
Mode:	802.11ax HE80 SU	Duty Cycle (%):	95.7
Modulation Coding Scheme:	MCS2x1	DCCF (dB):	0.19
Antenna Configuration:	MIMO CDD	Peak Antenna Gain (dBi):	7.33
Active Port(s):	A+B (Core 0 + Core 1)	Active Chain(s):	0+1

Test Frequency (MHz)	PSD (dBm / MHz)					Gain (dBi)	EIRP (dBm)	EIRP Limit (dBm)	EIRP Margin (dB)
	A	B	C	D	Σ				
6865	-13.92	-13.32	-	-	-10.60	7.33	-3.27	-1.00	-2.27
6945	-12.77	-12.21	-	-	-9.47	6.39	-3.08	-1.00	-2.08
7025	-12.75	-12.42	-	-	-9.57	6.39	-3.19	-1.00	-2.19

Table 271 - Maximum Power Spectral Density Results

Test Configuration			
Frequency Range:	6.875-7.125 GHz	Band:	U-NII-8
Limit Clause(s):	15.407(a)(8) RSS-248	Test Method(s):	C63.10 12.4.2.4 C63.10 12.6
Additional Reference(s):	662911 D01 v02r01 F)2)f)(ii), 662911 D01 v02r01 E)2)b)		
Note(s):	DCCF was added to the spectrum analyser reference level offset.		

DUT Configuration			
Mode:	802.11ax HE160 SU	Duty Cycle (%):	92.9
Modulation Coding Scheme:	MCS2x1	DCCF (dB):	0.32
Antenna Configuration:	MIMO CDD	Peak Antenna Gain (dBi):	7.33
Active Port(s):	A+B (Core 0 + Core 1)	Active Chain(s):	0+1

Test Frequency (MHz)	PSD (dBm / MHz)					Gain (dBi)	EIRP (dBm)	EIRP Limit (dBm)	EIRP Margin (dB)
	A	B	C	D	Σ				
6825	-14.87	-14.63	-	-	-11.74	7.33	-4.41	-1.00	-3.41
6985	-10.93	-11.00	-	-	-7.95	6.39	-1.57	-1.00	-0.57

Table 272 - Maximum Power Spectral Density Results



Test Configuration			
Frequency Range:	5.925-6.425 GHz	Band:	U-NII-5
Limit Clause(s):	15.407(a)(8) RSS-248	Test Method(s):	C63.10 12.4.2.4 C63.10 12.6
Additional Reference(s):	662911 D01 v02r01 F)2)f)(ii), 662911 D01 v02r01 E)2)b)		
Note(s):	DCCF was added to the spectrum analyser reference level offset.		

DUT Configuration			
Mode:	802.11ax HE20 RU52	Duty Cycle (%):	97.1
Modulation Coding Scheme:	MCS2x1	DCCF (dB):	0.13
Antenna Configuration:	MIMO CDD	Peak Antenna Gain (dBi):	7.72
Active Port(s):	A+B (Core 0 + Core 1)	Active Chain(s):	0+1

Test Frequency (MHz)	PSD (dBm / MHz)					Gain (dBi)	EIRP (dBm)	EIRP Limit (dBm)	EIRP Margin (dB)
	A	B	C	D	Σ				
5955 (RU52.37)	-13.57	-13.38	-	-	-10.46	7.72	-2.74	-1.00	-1.74
6175 (RU52.37)	-13.57	-13.40	-	-	-10.48	6.78	-3.69	-1.00	-2.69
6415 (RU52.40)	-12.41	-12.79	-	-	-9.59	6.53	-3.06	-1.00	-2.06

Table 273 - Maximum Power Spectral Density Results

Test Configuration			
Frequency Range:	5.925-6.425 GHz	Band:	U-NII-5
Limit Clause(s):	15.407(a)(8) RSS-248	Test Method(s):	C63.10 12.4.2.4 C63.10 12.6
Additional Reference(s):	662911 D01 v02r01 F)2)f)(ii), 662911 D01 v02r01 E)2)b)		
Note(s):	DCCF was added to the spectrum analyser reference level offset.		

DUT Configuration			
Mode:	802.11ax HE20 RU106	Duty Cycle (%):	98.1
Modulation Coding Scheme:	MCS2x1	DCCF (dB):	0.08
Antenna Configuration:	MIMO CDD	Peak Antenna Gain (dBi):	7.72
Active Port(s):	A+B (Core 0 + Core 1)	Active Chain(s):	0+1

Test Frequency (MHz)	PSD (dBm / MHz)					Gain (dBi)	EIRP (dBm)	EIRP Limit (dBm)	EIRP Margin (dB)
	A	B	C	D	Σ				
5955 (RU106.53)	-13.19	-13.47	-	-	-10.32	7.72	-2.59	-1.00	-1.59
6175 (RU106.53)	-13.06	-13.29	-	-	-10.16	6.78	-3.38	-1.00	-2.38
6415 (RU106.54)	-12.41	-13.00	-	-	-9.68	6.53	-3.15	-1.00	-2.15

Table 274 - Maximum Power Spectral Density Results



Test Configuration			
Frequency Range:	6.425-6.525 GHz	Band:	U-NII-6
Limit Clause(s):	15.407(a)(8) RSS-248	Test Method(s):	C63.10 12.4.2.4 C63.10 12.6
Additional Reference(s):	662911 D01 v02r01 F)2)f)(ii), 662911 D01 v02r01 E)2)b)		
Note(s):	DCCF was added to the spectrum analyser reference level offset.		

DUT Configuration			
Mode:	802.11ax HE20 RU52	Duty Cycle (%):	97.2
Modulation Coding Scheme:	MCS2x1	DCCF (dB):	0.13
Antenna Configuration:	MIMO CDD	Peak Antenna Gain (dBi):	6.56
Active Port(s):	A+B (Core 0 + Core 1)	Active Chain(s):	0+1

Test Frequency (MHz)	PSD (dBm / MHz)					Gain (dBi)	EIRP (dBm)	EIRP Limit (dBm)	EIRP Margin (dB)
	A	B	C	D	Σ				
6435 (RU52.37)	-12.70	-13.08	-	-	-9.88	6.56	-3.31	-1.00	-2.31
6475 (RU52.37)	-12.54	-12.90	-	-	-9.71	6.56	-3.14	-1.00	-2.14
6515 (RU52.40)	-12.41	-12.81	-	-	-9.60	6.56	-3.03	-1.00	-2.03

Table 275 - Maximum Power Spectral Density Results

Test Configuration			
Frequency Range:	6.425-6.525 GHz	Band:	U-NII-6
Limit Clause(s):	15.407(a)(8) RSS-248	Test Method(s):	C63.10 12.4.2.4 C63.10 12.6
Additional Reference(s):	662911 D01 v02r01 F)2)f)(ii), 662911 D01 v02r01 E)2)b)		
Note(s):	DCCF was added to the spectrum analyser reference level offset.		

DUT Configuration			
Mode:	802.11ax HE20 RU106	Duty Cycle (%):	98.2
Modulation Coding Scheme:	MCS2x1	DCCF (dB):	0.08
Antenna Configuration:	MIMO CDD	Peak Antenna Gain (dBi):	6.56
Active Port(s):	A+B (Core 0 + Core 1)	Active Chain(s):	0+1

Test Frequency (MHz)	PSD (dBm / MHz)					Gain (dBi)	EIRP (dBm)	EIRP Limit (dBm)	EIRP Margin (dB)
	A	B	C	D	Σ				
6435 (RU106.53)	-12.61	-13.04	-	-	-9.81	6.56	-3.24	-1.00	-2.24
6475 (RU106.53)	-12.57	-12.77	-	-	-9.66	6.56	-3.09	-1.00	-2.09
6515 (RU106.54)	-12.67	-12.84	-	-	-9.74	6.56	-3.18	-1.00	-2.18

Table 276 - Maximum Power Spectral Density Results



Test Configuration			
Frequency Range:	6.525-6.875 GHz	Band:	U-NII-7
Limit Clause(s):	15.407(a)(8) RSS-248	Test Method(s):	C63.10 12.4.2.4 C63.10 12.6
Additional Reference(s):	662911 D01 v02r01 F)2)f)(ii), 662911 D01 v02r01 E)2)b)		
Note(s):	DCCF was added to the spectrum analyser reference level offset.		

DUT Configuration			
Mode:	802.11ax HE20 RU52	Duty Cycle (%):	97.1
Modulation Coding Scheme:	MCS2x1	DCCF (dB):	0.13
Antenna Configuration:	MIMO CDD	Peak Antenna Gain (dBi):	7.33
Active Port(s):	A+B (Core 0 + Core 1)	Active Chain(s):	0+1

Test Frequency (MHz)	PSD (dBm / MHz)					Gain (dBi)	EIRP (dBm)	EIRP Limit (dBm)	EIRP Margin (dB)
	A	B	C	D	Σ				
6535 (RU52.37)	-13.32	-13.45	-	-	-10.38	7.33	-3.04	-1.00	-2.04
6695 (RU52.37)	-13.28	-13.81	-	-	-10.53	7.33	-3.20	-1.00	-2.20
6855 (RU52.40)	-13.57	-14.21	-	-	-10.87	7.33	-3.54	-1.00	-2.54
6875 (RU52.38)	-13.51	-14.51	-	-	-10.97	7.33	-3.64	-1.00	-2.64

Table 277 - Maximum Power Spectral Density Results

Test Configuration			
Frequency Range:	6.525-6.875 GHz	Band:	U-NII-7
Limit Clause(s):	15.407(a)(8) RSS-248	Test Method(s):	C63.10 12.4.2.4 C63.10 12.6
Additional Reference(s):	662911 D01 v02r01 F)2)f)(ii), 662911 D01 v02r01 E)2)b)		
Note(s):	DCCF was added to the spectrum analyser reference level offset.		

DUT Configuration			
Mode:	802.11ax HE20 RU106	Duty Cycle (%):	97.9
Modulation Coding Scheme:	MCS2x1	DCCF (dB):	0.09
Antenna Configuration:	MIMO CDD	Peak Antenna Gain (dBi):	7.33
Active Port(s):	A+B (Core 0 + Core 1)	Active Chain(s):	0+1

Test Frequency (MHz)	PSD (dBm / MHz)					Gain (dBi)	EIRP (dBm)	EIRP Limit (dBm)	EIRP Margin (dB)
	A	B	C	D	Σ				
6535 (RU106.53)	-13.40	-13.51	-	-	-10.45	7.33	-3.11	-1.00	-2.11
6695 (RU106.53)	-13.31	-13.68	-	-	-10.48	7.33	-3.15	-1.00	-2.15
6855 (RU106.54)	-13.33	-14.29	-	-	-10.77	7.33	-3.44	-1.00	-2.44
6875 (RU106.53)	-13.32	-14.15	-	-	-10.71	7.33	-3.37	-1.00	-2.37

Table 278 - Maximum Power Spectral Density Results



Test Configuration			
Frequency Range:	6.875-7.125 GHz	Band:	U-NII-8
Limit Clause(s):	15.407(a)(8) RSS-248	Test Method(s):	C63.10 12.4.2.4 C63.10 12.6
Additional Reference(s):	662911 D01 v02r01 F)2)f)(ii), 662911 D01 v02r01 E)2)b)		
Note(s):	DCCF was added to the spectrum analyser reference level offset.		

DUT Configuration			
Mode:	802.11ax HE20 RU52	Duty Cycle (%):	97.1
Modulation Coding Scheme:	MCS2x1	DCCF (dB):	0.13
Antenna Configuration:	MIMO CDD	Peak Antenna Gain (dBi):	7.33
Active Port(s):	A+B (Core 0 + Core 1)	Active Chain(s):	0+1

Test Frequency (MHz)	PSD (dBm / MHz)					Gain (dBi)	EIRP (dBm)	EIRP Limit (dBm)	EIRP Margin (dB)
	A	B	C	D	Σ				
6875 (RU52.39)	-13.31	-14.09	-	-	-10.67	7.33	-3.34	-1.00	-2.34
6895 (RU52.37)	-12.17	-13.02	-	-	-9.57	6.39	-3.18	-1.00	-2.18
6995 (RU52.37)	-12.58	-13.56	-	-	-10.03	6.39	-3.65	-1.00	-2.65
7095 (RU52.40)	-12.43	-13.70	-	-	-10.01	6.39	-3.62	-1.00	-2.62

Table 279 - Maximum Power Spectral Density Results

Test Configuration			
Frequency Range:	6.875-7.125 GHz	Band:	U-NII-8
Limit Clause(s):	15.407(a)(8) RSS-248	Test Method(s):	C63.10 12.4.2.4 C63.10 12.6
Additional Reference(s):	662911 D01 v02r01 F)2)f)(ii), 662911 D01 v02r01 E)2)b)		
Note(s):	DCCF was added to the spectrum analyser reference level offset.		

DUT Configuration			
Mode:	802.11ax HE20 RU106	Duty Cycle (%):	97.9
Modulation Coding Scheme:	MCS2x1	DCCF (dB):	0.09
Antenna Configuration:	MIMO CDD	Peak Antenna Gain (dBi):	7.33
Active Port(s):	A+B (Core 0 + Core 1)	Active Chain(s):	0+1

Test Frequency (MHz)	PSD (dBm / MHz)					Gain (dBi)	EIRP (dBm)	EIRP Limit (dBm)	EIRP Margin (dB)
	A	B	C	D	Σ				
6875 (RU106.54)	-13.26	-13.92	-	-	-10.57	7.33	-3.24	-1.00	-2.24
6895 (RU106.53)	-12.33	-12.83	-	-	-9.56	6.39	-3.17	-1.00	-2.17
6995 (RU106.53)	-12.32	-13.20	-	-	-9.73	6.39	-3.34	-1.00	-2.34
7095 (RU106.54)	-12.31	-13.56	-	-	-9.88	6.39	-3.49	-1.00	-2.49

Table 280 - Maximum Power Spectral Density Results



MIMO SDM

Test Configuration			
Frequency Range:	5.925-6.425 GHz	Band:	U-NII-5
Limit Clause(s):	15.407(a)(8) RSS-248	Test Method(s):	C63.10 12.4.2.4 C63.10 12.6
Additional Reference(s):	662911 D01 v02r01 F)2)d)(ii), 662911 D01 v02r01 E)2)b)		
Note(s):	DCCF was added to the spectrum analyser reference level offset.		

DUT Configuration			
Mode:	802.11ax HE20 SU	Duty Cycle (%):	93.6
Modulation Coding Scheme:	MCS2x2	DCCF (dB):	0.29
Antenna Configuration:	MIMO SDM	Peak Antenna Gain (dBi):	4.72
Active Port(s):	A+B (Core 0 + Core 1)	Active Chain(s):	0+1

Test Frequency (MHz)	PSD (dBm / MHz)					Gain (dBi)	EIRP (dBm)	EIRP Limit (dBm)	EIRP Margin (dB)
	A	B	C	D	Σ				
5955	-10.95	-10.91	-	-	-7.92	4.72	-3.20	-1.00	-2.20
6175	-10.82	-10.95	-	-	-7.88	3.84	-4.04	-1.00	-3.04
6415	-10.22	-10.80	-	-	-7.49	3.60	-3.89	-1.00	-2.89

Table 281 - Maximum Power Spectral Density Results

Test Configuration			
Frequency Range:	5.925-6.425 GHz	Band:	U-NII-5
Limit Clause(s):	15.407(a)(8) RSS-248	Test Method(s):	C63.10 12.4.2.4 C63.10 12.6
Additional Reference(s):	662911 D01 v02r01 F)2)d)(ii), 662911 D01 v02r01 E)2)b)		
Note(s):	DCCF was added to the spectrum analyser reference level offset.		

DUT Configuration			
Mode:	802.11ax HE40 SU	Duty Cycle (%):	93.5
Modulation Coding Scheme:	MCS2x2	DCCF (dB):	0.29
Antenna Configuration:	MIMO SDM	Peak Antenna Gain (dBi):	4.72
Active Port(s):	A+B (Core 0 + Core 1)	Active Chain(s):	0+1

Test Frequency (MHz)	PSD (dBm / MHz)					Gain (dBi)	EIRP (dBm)	EIRP Limit (dBm)	EIRP Margin (dB)
	A	B	C	D	Σ				
5965	-10.80	-10.98	-	-	-7.88	4.72	-3.16	-1.00	-2.16
6165	-10.89	-10.44	-	-	-7.65	3.84	-3.82	-1.00	-2.82
6405	-9.67	-9.46	-	-	-6.55	3.60	-2.95	-1.00	-1.95

Table 282 - Maximum Power Spectral Density Results



Test Configuration			
Frequency Range:	5.925-6.425 GHz	Band:	U-NII-5
Limit Clause(s):	15.407(a)(8) RSS-248	Test Method(s):	C63.10 12.4.2.4 C63.10 12.6
Additional Reference(s):	662911 D01 v02r01 F)2)d)(ii), 662911 D01 v02r01 E)2)b)		
Note(s):	DCCF was added to the spectrum analyser reference level offset.		

DUT Configuration			
Mode:	802.11ax HE80 SU	Duty Cycle (%):	93.3
Modulation Coding Scheme:	MCS2x2	DCCF (dB):	0.30
Antenna Configuration:	MIMO SDM	Peak Antenna Gain (dBi):	4.72
Active Port(s):	A+B (Core 0 + Core 1)	Active Chain(s):	0+1

Test Frequency (MHz)	PSD (dBm / MHz)					Gain (dBi)	EIRP (dBm)	EIRP Limit (dBm)	EIRP Margin (dB)
	A	B	C	D	Σ				
5985	-10.84	-10.67	-	-	-7.74	4.72	-3.02	-1.00	-2.02
6145	-10.43	-10.34	-	-	-7.37	3.84	-3.54	-1.00	-2.54
6385	-9.68	-9.51	-	-	-6.58	3.60	-2.98	-1.00	-1.98

Table 283 - Maximum Power Spectral Density Results

Test Configuration			
Frequency Range:	5.925-6.425 GHz	Band:	U-NII-5
Limit Clause(s):	15.407(a)(8) RSS-248	Test Method(s):	C63.10 12.4.2.4 C63.10 12.6
Additional Reference(s):	662911 D01 v02r01 F)2)d)(ii), 662911 D01 v02r01 E)2)b)		
Note(s):	DCCF was added to the spectrum analyser reference level offset.		

DUT Configuration			
Mode:	802.11ax HE160 SU	Duty Cycle (%):	89.4
Modulation Coding Scheme:	MCS2x2	DCCF (dB):	0.48
Antenna Configuration:	MIMO SDM	Peak Antenna Gain (dBi):	4.72
Active Port(s):	A+B (Core 0 + Core 1)	Active Chain(s):	0+1

Test Frequency (MHz)	PSD (dBm / MHz)					Gain (dBi)	EIRP (dBm)	EIRP Limit (dBm)	EIRP Margin (dB)
	A	B	C	D	Σ				
6025	-9.34	-9.23	-	-	-6.28	4.72	-1.55	-1.00	-0.55
6185	-8.78	-8.31	-	-	-5.53	3.84	-1.69	-1.00	-0.69
6345	-8.17	-8.23	-	-	-5.19	3.60	-1.59	-1.00	-0.59

Table 284 - Maximum Power Spectral Density Results



Test Configuration			
Frequency Range:	6.425-6.525 GHz	Band:	U-NII-6
Limit Clause(s):	15.407(a)(8) RSS-248	Test Method(s):	C63.10 12.4.2.4 C63.10 12.6
Additional Reference(s):	662911 D01 v02r01 F)2)d)(ii), 662911 D01 v02r01 E)2)b)		
Note(s):	DCCF was added to the spectrum analyser reference level offset.		

DUT Configuration			
Mode:	802.11ax HE20 SU	Duty Cycle (%):	93.7
Modulation Coding Scheme:	MCS2x2	DCCF (dB):	0.28
Antenna Configuration:	MIMO SDM	Peak Antenna Gain (dBi):	3.63
Active Port(s):	A+B (Core 0 + Core 1)	Active Chain(s):	0+1

Test Frequency (MHz)	PSD (dBm / MHz)					Gain (dBi)	EIRP (dBm)	EIRP Limit (dBm)	EIRP Margin (dB)
	A	B	C	D	Σ				
6435	-10.50	-10.92	-	-	-7.70	3.63	-4.07	-1.00	-3.07
6475	-10.57	-10.86	-	-	-7.70	3.63	-4.07	-1.00	-3.07
6515	-10.42	-10.64	-	-	-7.52	3.63	-3.89	-1.00	-2.89

Table 285 - Maximum Power Spectral Density Results

Test Configuration			
Frequency Range:	6.425-6.525 GHz	Band:	U-NII-6
Limit Clause(s):	15.407(a)(8) RSS-248	Test Method(s):	C63.10 12.4.2.4 C63.10 12.6
Additional Reference(s):	662911 D01 v02r01 F)2)d)(ii), 662911 D01 v02r01 E)2)b)		
Note(s):	DCCF was added to the spectrum analyser reference level offset.		

DUT Configuration			
Mode:	802.11ax HE40 SU	Duty Cycle (%):	93.4
Modulation Coding Scheme:	MCS2x2	DCCF (dB):	0.29
Antenna Configuration:	MIMO SDM	Peak Antenna Gain (dBi):	3.63
Active Port(s):	A+B (Core 0 + Core 1)	Active Chain(s):	0+1

Test Frequency (MHz)	PSD (dBm / MHz)					Gain (dBi)	EIRP (dBm)	EIRP Limit (dBm)	EIRP Margin (dB)
	A	B	C	D	Σ				
6445	-9.79	-9.81	-	-	-6.79	3.63	-3.16	-1.00	-2.16
6485	-9.92	-9.86	-	-	-6.88	3.63	-3.25	-1.00	-2.25
6525	-11.09	-10.89	-	-	-7.98	3.63	-4.35	-1.00	-3.35

Table 286 - Maximum Power Spectral Density Results



Test Configuration			
Frequency Range:	6.425-6.525 GHz	Band:	U-NII-6
Limit Clause(s):	15.407(a)(8) RSS-248	Test Method(s):	C63.10 12.4.2.4 C63.10 12.6
Additional Reference(s):	662911 D01 v02r01 F)2)d)(ii), 662911 D01 v02r01 E)2)b)		
Note(s):	DCCF was added to the spectrum analyser reference level offset.		

DUT Configuration			
Mode:	802.11ax HE80 SU	Duty Cycle (%):	93.1
Modulation Coding Scheme:	MCS2x2	DCCF (dB):	0.31
Antenna Configuration:	MIMO SDM	Peak Antenna Gain (dBi):	3.63
Active Port(s):	A+B (Core 0 + Core 1)	Active Chain(s):	0+1

Test Frequency (MHz)	PSD (dBm / MHz)					Gain (dBi)	EIRP (dBm)	EIRP Limit (dBm)	EIRP Margin (dB)
	A	B	C	D	Σ				
6465	-9.98	-10.10	-	-	-7.03	3.63	-3.40	-1.00	-2.40
6545	-11.06	-10.99	-	-	-8.01	3.63	-4.38	-1.00	-3.38

Table 287 - Maximum Power Spectral Density Results

Test Configuration			
Frequency Range:	6.425-6.525 GHz	Band:	U-NII-6
Limit Clause(s):	15.407(a)(8) RSS-248	Test Method(s):	C63.10 12.4.2.4 C63.10 12.6
Additional Reference(s):	662911 D01 v02r01 F)2)d)(ii), 662911 D01 v02r01 E)2)b)		
Note(s):	DCCF was added to the spectrum analyser reference level offset.		

DUT Configuration			
Mode:	802.11ax HE160 SU	Duty Cycle (%):	89.4
Modulation Coding Scheme:	MCS2x2	DCCF (dB):	0.49
Antenna Configuration:	MIMO SDM	Peak Antenna Gain (dBi):	3.63
Active Port(s):	A+B (Core 0 + Core 1)	Active Chain(s):	0+1

Test Frequency (MHz)	PSD (dBm / MHz)					Gain (dBi)	EIRP (dBm)	EIRP Limit (dBm)	EIRP Margin (dB)
	A	B	C	D	Σ				
6505	-9.48	-8.90	-	-	-6.17	3.63	-2.54	-1.00	-1.54

Table 288 - Maximum Power Spectral Density Results



Test Configuration			
Frequency Range:	6.525-6.875 GHz	Band:	U-NII-7
Limit Clause(s):	15.407(a)(8) RSS-248	Test Method(s):	C63.10 12.4.2.4 C63.10 12.6
Additional Reference(s):	662911 D01 v02r01 F)2)d)(ii), 662911 D01 v02r01 E)2)b)		
Note(s):	DCCF was added to the spectrum analyser reference level offset.		

DUT Configuration			
Mode:	802.11ax HE20 SU	Duty Cycle (%):	93.6
Modulation Coding Scheme:	MCS2x2	DCCF (dB):	0.29
Antenna Configuration:	MIMO SDM	Peak Antenna Gain (dBi):	4.40
Active Port(s):	A+B (Core 0 + Core 1)	Active Chain(s):	0+1

Test Frequency (MHz)	PSD (dBm / MHz)					Gain (dBi)	EIRP (dBm)	EIRP Limit (dBm)	EIRP Margin (dB)
	A	B	C	D	Σ				
6535	-10.48	-10.81	-	-	-7.63	4.40	-3.23	-1.00	-2.23
6695	-10.68	-10.71	-	-	-7.69	4.40	-3.29	-1.00	-2.29
6855	-10.68	-11.42	-	-	-8.03	4.40	-3.63	-1.00	-2.63
6875	-10.60	-11.57	-	-	-8.05	4.40	-3.65	-1.00	-2.65

Table 289 - Maximum Power Spectral Density Results

Test Configuration			
Frequency Range:	6.525-6.875 GHz	Band:	U-NII-7
Limit Clause(s):	15.407(a)(8) RSS-248	Test Method(s):	C63.10 12.4.2.4 C63.10 12.6
Additional Reference(s):	662911 D01 v02r01 F)2)d)(ii), 662911 D01 v02r01 E)2)b)		
Note(s):	DCCF was added to the spectrum analyser reference level offset.		

DUT Configuration			
Mode:	802.11ax HE40 SU	Duty Cycle (%):	93.6
Modulation Coding Scheme:	MCS2x2	DCCF (dB):	0.29
Antenna Configuration:	MIMO SDM	Peak Antenna Gain (dBi):	4.40
Active Port(s):	A+B (Core 0 + Core 1)	Active Chain(s):	0+1

Test Frequency (MHz)	PSD (dBm / MHz)					Gain (dBi)	EIRP (dBm)	EIRP Limit (dBm)	EIRP Margin (dB)
	A	B	C	D	Σ				
6525	-11.06	-10.87	-	-	-7.95	4.40	-3.55	-1.00	-2.55
6565	-10.91	-10.72	-	-	-7.81	4.40	-3.40	-1.00	-2.40
6685	-10.92	-10.48	-	-	-7.69	4.40	-3.29	-1.00	-2.29
6845	-10.82	-10.28	-	-	-7.53	4.40	-3.13	-1.00	-2.13
6885	-11.03	-10.82	-	-	-7.91	4.40	-3.51	-1.00	-2.51

Table 290 - Maximum Power Spectral Density Results



Test Configuration			
Frequency Range:	6.525-6.875 GHz	Band:	U-NII-7
Limit Clause(s):	15.407(a)(8) RSS-248	Test Method(s):	C63.10 12.4.2.4 C63.10 12.6
Additional Reference(s):	662911 D01 v02r01 F)2)d)(ii), 662911 D01 v02r01 E)2)b)		
Note(s):	DCCF was added to the spectrum analyser reference level offset.		

DUT Configuration			
Mode:	802.11ax HE80 SU	Duty Cycle (%):	93.0
Modulation Coding Scheme:	MCS2x2	DCCF (dB):	0.31
Antenna Configuration:	MIMO SDM	Peak Antenna Gain (dBi):	4.40
Active Port(s):	A+B (Core 0 + Core 1)	Active Chain(s):	0+1

Test Frequency (MHz)	PSD (dBm / MHz)					Gain (dBi)	EIRP (dBm)	EIRP Limit (dBm)	EIRP Margin (dB)
	A	B	C	D	Σ				
6545	-10.37	-10.47	-	-	-7.41	4.40	-3.01	-1.00	-2.01
6625	-10.34	-10.57	-	-	-7.44	4.40	-3.04	-1.00	-2.04
6705	-10.09	-10.40	-	-	-7.23	4.40	-2.83	-1.00	-1.83
6785	-10.43	-10.40	-	-	-7.40	4.40	-3.00	-1.00	-2.00
6865	-10.93	-10.21	-	-	-7.55	4.40	-3.14	-1.00	-2.14

Table 291 - Maximum Power Spectral Density Results

Test Configuration			
Frequency Range:	6.525-6.875 GHz	Band:	U-NII-7
Limit Clause(s):	15.407(a)(8) RSS-248	Test Method(s):	C63.10 12.4.2.4 C63.10 12.6
Additional Reference(s):	662911 D01 v02r01 F)2)d)(ii), 662911 D01 v02r01 E)2)b)		
Note(s):	DCCF was added to the spectrum analyser reference level offset.		

DUT Configuration			
Mode:	802.11ax HE160 SU	Duty Cycle (%):	89.4
Modulation Coding Scheme:	MCS2x2	DCCF (dB):	0.49
Antenna Configuration:	MIMO SDM	Peak Antenna Gain (dBi):	4.40
Active Port(s):	A+B (Core 0 + Core 1)	Active Chain(s):	0+1

Test Frequency (MHz)	PSD (dBm / MHz)					Gain (dBi)	EIRP (dBm)	EIRP Limit (dBm)	EIRP Margin (dB)
	A	B	C	D	Σ				
6505	-10.02	-9.15	-	-	-6.55	4.40	-2.15	-1.00	-1.15
6665	-9.57	-8.96	-	-	-6.24	4.40	-1.84	-1.00	-0.84
6825	-9.10	-8.68	-	-	-5.87	4.40	-1.47	-1.00	-0.47

Table 292 - Maximum Power Spectral Density Results



Test Configuration			
Frequency Range:	6.875-7.125 GHz	Band:	U-NII-8
Limit Clause(s):	15.407(a)(8) RSS-248	Test Method(s):	C63.10 12.4.2.4 C63.10 12.6
Additional Reference(s):	662911 D01 v02r01 F)2)d)(ii), 662911 D01 v02r01 E)2)b)		
Note(s):	DCCF was added to the spectrum analyser reference level offset.		

DUT Configuration			
Mode:	802.11ax HE20 SU	Duty Cycle (%):	93.5
Modulation Coding Scheme:	MCS2x2	DCCF (dB):	0.29
Antenna Configuration:	MIMO SDM	Peak Antenna Gain (dBi):	4.40
Active Port(s):	A+B (Core 0 + Core 1)	Active Chain(s):	0+1

Test Frequency (MHz)	PSD (dBm / MHz)					Gain (dBi)	EIRP (dBm)	EIRP Limit (dBm)	EIRP Margin (dB)
	A	B	C	D	Σ				
6875	-10.70	-11.64	-	-	-8.14	4.40	-3.74	-1.00	-2.74
6895	-10.63	-11.52	-	-	-8.04	3.51	-4.53	-1.00	-3.53
6995	-10.45	-11.43	-	-	-7.90	3.51	-4.39	-1.00	-3.39
7115	-19.80	-21.57	-	-	-17.58	3.51	-14.07	-1.00	-13.07

Table 293 - Maximum Power Spectral Density Results

Test Configuration			
Frequency Range:	6.875-7.125 GHz	Band:	U-NII-8
Limit Clause(s):	15.407(a)(8) RSS-248	Test Method(s):	C63.10 12.4.2.4 C63.10 12.6
Additional Reference(s):	662911 D01 v02r01 F)2)d)(ii), 662911 D01 v02r01 E)2)b)		
Note(s):	DCCF was added to the spectrum analyser reference level offset.		

DUT Configuration			
Mode:	802.11ax HE40 SU	Duty Cycle (%):	93.6
Modulation Coding Scheme:	MCS2x2	DCCF (dB):	0.29
Antenna Configuration:	MIMO SDM	Peak Antenna Gain (dBi):	4.40
Active Port(s):	A+B (Core 0 + Core 1)	Active Chain(s):	0+1

Test Frequency (MHz)	PSD (dBm / MHz)					Gain (dBi)	EIRP (dBm)	EIRP Limit (dBm)	EIRP Margin (dB)
	A	B	C	D	Σ				
6885	-10.71	-10.43	-	-	-7.56	4.40	-3.16	-1.00	-2.16
6925	-10.00	-10.09	-	-	-7.03	3.51	-3.53	-1.00	-2.53
7005	-10.12	-9.85	-	-	-6.97	3.51	-3.47	-1.00	-2.47
7085	-10.16	-9.79	-	-	-6.96	3.51	-3.45	-1.00	-2.45

Table 294 - Maximum Power Spectral Density Results



Test Configuration			
Frequency Range:	6.875-7.125 GHz	Band:	U-NII-8
Limit Clause(s):	15.407(a)(8) RSS-248	Test Method(s):	C63.10 12.4.2.4 C63.10 12.6
Additional Reference(s):	662911 D01 v02r01 F)2)d)(ii), 662911 D01 v02r01 E)2)b)		
Note(s):	DCCF was added to the spectrum analyser reference level offset.		

DUT Configuration			
Mode:	802.11ax HE80 SU	Duty Cycle (%):	93.0
Modulation Coding Scheme:	MCS2x2	DCCF (dB):	0.31
Antenna Configuration:	MIMO SDM	Peak Antenna Gain (dBi):	4.40
Active Port(s):	A+B (Core 0 + Core 1)	Active Chain(s):	0+1

Test Frequency (MHz)	PSD (dBm / MHz)					Gain (dBi)	EIRP (dBm)	EIRP Limit (dBm)	EIRP Margin (dB)
	A	B	C	D	Σ				
6865	-11.24	-10.02	-	-	-7.58	4.40	-3.18	-1.00	-2.18
6945	-9.96	-9.93	-	-	-6.93	3.51	-3.43	-1.00	-2.43
7025	-10.07	-9.70	-	-	-6.87	3.51	-3.36	-1.00	-2.36

Table 295 - Maximum Power Spectral Density Results

Test Configuration			
Frequency Range:	6.875-7.125 GHz	Band:	U-NII-8
Limit Clause(s):	15.407(a)(8) RSS-248	Test Method(s):	C63.10 12.4.2.4 C63.10 12.6
Additional Reference(s):	662911 D01 v02r01 F)2)d)(ii), 662911 D01 v02r01 E)2)b)		
Note(s):	DCCF was added to the spectrum analyser reference level offset.		

DUT Configuration			
Mode:	802.11ax HE160 SU	Duty Cycle (%):	89.4
Modulation Coding Scheme:	MCS2x2	DCCF (dB):	0.49
Antenna Configuration:	MIMO SDM	Peak Antenna Gain (dBi):	4.40
Active Port(s):	A+B (Core 0 + Core 1)	Active Chain(s):	0+1

Test Frequency (MHz)	PSD (dBm / MHz)					Gain (dBi)	EIRP (dBm)	EIRP Limit (dBm)	EIRP Margin (dB)
	A	B	C	D	Σ				
6825	-12.36	-11.28	-	-	-8.77	4.40	-4.37	-1.00	-3.37
6985	-8.63	-8.47	-	-	-5.54	3.51	-2.03	-1.00	-1.03

Table 296 - Maximum Power Spectral Density Results



Test Configuration			
Frequency Range:	5.925-6.425 GHz	Band:	U-NII-5
Limit Clause(s):	15.407(a)(8) RSS-248	Test Method(s):	C63.10 12.4.2.4 C63.10 12.6
Additional Reference(s):	662911 D01 v02r01 F)2)d)(ii), 662911 D01 v02r01 E)2)b)		
Note(s):	DCCF was added to the spectrum analyser reference level offset.		

DUT Configuration			
Mode:	802.11ax HE20 RU26	Duty Cycle (%):	97.3
Modulation Coding Scheme:	MCS2x2	DCCF (dB):	0.12
Antenna Configuration:	MIMO SDM	Peak Antenna Gain (dBi):	4.72
Active Port(s):	A+B (Core 0 + Core 1)	Active Chain(s):	0+1

Test Frequency (MHz)	PSD (dBm / MHz)					Gain (dBi)	EIRP (dBm)	EIRP Limit (dBm)	EIRP Margin (dB)
	A	B	C	D	Σ				
5955 (RU26.0)	-11.15	-10.51	-	-	-7.81	4.72	-3.09	-1.00	-2.09
6175 (RU26.0)	-10.74	-10.59	-	-	-7.65	3.84	-3.82	-1.00	-2.82
6415 (RU26.8)	-9.86	-10.03	-	-	-6.93	3.60	-3.33	-1.00	-2.33

Table 297 - Maximum Power Spectral Density Results

Test Configuration			
Frequency Range:	5.925-6.425 GHz	Band:	U-NII-5
Limit Clause(s):	15.407(a)(8) RSS-248	Test Method(s):	C63.10 12.4.2.4 C63.10 12.6
Additional Reference(s):	662911 D01 v02r01 F)2)d)(ii), 662911 D01 v02r01 E)2)b)		
Note(s):	DCCF was added to the spectrum analyser reference level offset.		

DUT Configuration			
Mode:	802.11ax HE20 RU52	Duty Cycle (%):	97.1
Modulation Coding Scheme:	MCS2x2	DCCF (dB):	0.13
Antenna Configuration:	MIMO SDM	Peak Antenna Gain (dBi):	4.72
Active Port(s):	A+B (Core 0 + Core 1)	Active Chain(s):	0+1

Test Frequency (MHz)	PSD (dBm / MHz)					Gain (dBi)	EIRP (dBm)	EIRP Limit (dBm)	EIRP Margin (dB)
	A	B	C	D	Σ				
5955 (RU52.37)	-10.29	-10.14	-	-	-7.20	4.72	-2.48	-1.00	-1.48
6175 (RU52.37)	-10.12	-10.04	-	-	-7.07	3.84	-3.23	-1.00	-2.23
6415 (RU52.40)	-9.22	-9.83	-	-	-6.50	3.60	-2.90	-1.00	-1.90

Table 298 - Maximum Power Spectral Density Results



Test Configuration			
Frequency Range:	5.925-6.425 GHz	Band:	U-NII-5
Limit Clause(s):	15.407(a)(8) RSS-248	Test Method(s):	C63.10 12.4.2.4 C63.10 12.6
Additional Reference(s):	662911 D01 v02r01 F)2)d)(ii), 662911 D01 v02r01 E)2)b)		
Note(s):	DCCF was added to the spectrum analyser reference level offset.		

DUT Configuration			
Mode:	802.11ax HE20 RU106	Duty Cycle (%):	97.9
Modulation Coding Scheme:	MCS2x2	DCCF (dB):	0.09
Antenna Configuration:	MIMO SDM	Peak Antenna Gain (dBi):	4.72
Active Port(s):	A+B (Core 0 + Core 1)	Active Chain(s):	0+1

Test Frequency (MHz)	PSD (dBm / MHz)					Gain (dBi)	EIRP (dBm)	EIRP Limit (dBm)	EIRP Margin (dB)
	A	B	C	D	Σ				
5955 (RU106.53)	-10.42	-10.46	-	-	-7.43	4.72	-2.71	-1.00	-1.71
6175 (RU106.53)	-10.41	-9.97	-	-	-7.17	3.84	-3.34	-1.00	-2.34
6415 (RU106.54)	-9.51	-9.87	-	-	-6.67	3.60	-3.07	-1.00	-2.07

Table 299 - Maximum Power Spectral Density Results

Test Configuration			
Frequency Range:	6.425-6.525 GHz	Band:	U-NII-6
Limit Clause(s):	15.407(a)(8) RSS-248	Test Method(s):	C63.10 12.4.2.4 C63.10 12.6
Additional Reference(s):	662911 D01 v02r01 F)2)d)(ii), 662911 D01 v02r01 E)2)b)		
Note(s):	DCCF was added to the spectrum analyser reference level offset.		

DUT Configuration			
Mode:	802.11ax HE20 RU26	Duty Cycle (%):	97.3
Modulation Coding Scheme:	MCS2x2	DCCF (dB):	0.12
Antenna Configuration:	MIMO SDM	Peak Antenna Gain (dBi):	3.63
Active Port(s):	A+B (Core 0 + Core 1)	Active Chain(s):	0+1

Test Frequency (MHz)	PSD (dBm / MHz)					Gain (dBi)	EIRP (dBm)	EIRP Limit (dBm)	EIRP Margin (dB)
	A	B	C	D	Σ				
6435 (RU26.0)	-9.51	-10.28	-	-	-6.87	3.63	-3.24	-1.00	-2.24
6475 (RU26.0)	-9.60	-10.57	-	-	-7.05	3.63	-3.42	-1.00	-2.42
6515 (RU26.8)	-9.95	-9.75	-	-	-6.84	3.63	-3.21	-1.00	-2.21

Table 300 - Maximum Power Spectral Density Results



Test Configuration			
Frequency Range:	6.425-6.525 GHz	Band:	U-NII-6
Limit Clause(s):	15.407(a)(8) RSS-248	Test Method(s):	C63.10 12.4.2.4 C63.10 12.6
Additional Reference(s):	662911 D01 v02r01 F)2)d)(ii), 662911 D01 v02r01 E)2)b)		
Note(s):	DCCF was added to the spectrum analyser reference level offset.		

DUT Configuration			
Mode:	802.11ax HE20 RU52	Duty Cycle (%):	97.2
Modulation Coding Scheme:	MCS2x2	DCCF (dB):	0.13
Antenna Configuration:	MIMO SDM	Peak Antenna Gain (dBi):	3.63
Active Port(s):	A+B (Core 0 + Core 1)	Active Chain(s):	0+1

Test Frequency (MHz)	PSD (dBm / MHz)					Gain (dBi)	EIRP (dBm)	EIRP Limit (dBm)	EIRP Margin (dB)
	A	B	C	D	Σ				
6435 (RU52.37)	-9.57	-9.90	-	-	-6.72	3.63	-3.09	-1.00	-2.09
6475 (RU52.37)	-9.49	-9.83	-	-	-6.65	3.63	-3.02	-1.00	-2.02
6515 (RU52.40)	-9.58	-9.68	-	-	-6.62	3.63	-2.99	-1.00	-1.99

Table 301 - Maximum Power Spectral Density Results

Test Configuration			
Frequency Range:	6.425-6.525 GHz	Band:	U-NII-6
Limit Clause(s):	15.407(a)(8) RSS-248	Test Method(s):	C63.10 12.4.2.4 C63.10 12.6
Additional Reference(s):	662911 D01 v02r01 F)2)d)(ii), 662911 D01 v02r01 E)2)b)		
Note(s):	DCCF was added to the spectrum analyser reference level offset.		

DUT Configuration			
Mode:	802.11ax HE20 RU106	Duty Cycle (%):	98.0
Modulation Coding Scheme:	MCS2x2	DCCF (dB):	0.09
Antenna Configuration:	MIMO SDM	Peak Antenna Gain (dBi):	3.63
Active Port(s):	A+B (Core 0 + Core 1)	Active Chain(s):	0+1

Test Frequency (MHz)	PSD (dBm / MHz)					Gain (dBi)	EIRP (dBm)	EIRP Limit (dBm)	EIRP Margin (dB)
	A	B	C	D	Σ				
6435 (RU106.53)	-9.37	-9.74	-	-	-6.54	3.63	-2.91	-1.00	-1.91
6475 (RU106.53)	-9.24	-9.77	-	-	-6.49	3.63	-2.86	-1.00	-1.86
6515 (RU106.54)	-9.46	-9.29	-	-	-6.36	3.63	-2.74	-1.00	-1.74

Table 302 - Maximum Power Spectral Density Results



Test Configuration			
Frequency Range:	6.525-6.875 GHz	Band:	U-NII-7
Limit Clause(s):	15.407(a)(8) RSS-248	Test Method(s):	C63.10 12.4.2.4 C63.10 12.6
Additional Reference(s):	662911 D01 v02r01 F)2)d)(ii), 662911 D01 v02r01 E)2)b)		
Note(s):	DCCF was added to the spectrum analyser reference level offset.		

DUT Configuration			
Mode:	802.11ax HE20 RU26	Duty Cycle (%):	97.1
Modulation Coding Scheme:	MCS2x2	DCCF (dB):	0.13
Antenna Configuration:	MIMO SDM	Peak Antenna Gain (dBi):	4.40
Active Port(s):	A+B (Core 0 + Core 1)	Active Chain(s):	0+1

Test Frequency (MHz)	PSD (dBm / MHz)					Gain (dBi)	EIRP (dBm)	EIRP Limit (dBm)	EIRP Margin (dB)
	A	B	C	D	Σ				
6535 (RU26.0)	-10.79	-10.95	-	-	-7.86	4.40	-3.46	-1.00	-2.46
6695 (RU26.0)	-10.80	-10.65	-	-	-7.71	4.40	-3.31	-1.00	-2.31
6855 (RU26.8)	-10.82	-11.62	-	-	-8.19	4.40	-3.79	-1.00	-2.79
6875 (RU26.3)	-10.44	-11.42	-	-	-7.89	4.40	-3.49	-1.00	-2.49

Table 303 - Maximum Power Spectral Density Results

Test Configuration			
Frequency Range:	6.525-6.875 GHz	Band:	U-NII-7
Limit Clause(s):	15.407(a)(8) RSS-248	Test Method(s):	C63.10 12.4.2.4 C63.10 12.6
Additional Reference(s):	662911 D01 v02r01 F)2)d)(ii), 662911 D01 v02r01 E)2)b)		
Note(s):	DCCF was added to the spectrum analyser reference level offset.		

DUT Configuration			
Mode:	802.11ax HE20 RU52	Duty Cycle (%):	97.1
Modulation Coding Scheme:	MCS2x2	DCCF (dB):	0.13
Antenna Configuration:	MIMO SDM	Peak Antenna Gain (dBi):	4.40
Active Port(s):	A+B (Core 0 + Core 1)	Active Chain(s):	0+1

Test Frequency (MHz)	PSD (dBm / MHz)					Gain (dBi)	EIRP (dBm)	EIRP Limit (dBm)	EIRP Margin (dB)
	A	B	C	D	Σ				
6535 (RU52.37)	-10.52	-10.72	-	-	-7.61	4.40	-3.21	-1.00	-2.21
6695 (RU52.37)	-10.23	-10.50	-	-	-7.35	4.40	-2.95	-1.00	-1.95
6855 (RU52.40)	-10.26	-10.85	-	-	-7.53	4.40	-3.13	-1.00	-2.13
6875 (RU52.38)	-10.13	-11.25	-	-	-7.64	4.40	-3.24	-1.00	-2.24

Table 304 - Maximum Power Spectral Density Results



Test Configuration			
Frequency Range:	6.525-6.875 GHz	Band:	U-NII-7
Limit Clause(s):	15.407(a)(8) RSS-248	Test Method(s):	C63.10 12.4.2.4 C63.10 12.6
Additional Reference(s):	662911 D01 v02r01 F)2)d)(ii), 662911 D01 v02r01 E)2)b)		
Note(s):	DCCF was added to the spectrum analyser reference level offset.		

DUT Configuration			
Mode:	802.11ax HE20 RU106	Duty Cycle (%):	97.9
Modulation Coding Scheme:	MCS2x2	DCCF (dB):	0.09
Antenna Configuration:	MIMO SDM	Peak Antenna Gain (dBi):	4.40
Active Port(s):	A+B (Core 0 + Core 1)	Active Chain(s):	0+1

Test Frequency (MHz)	PSD (dBm / MHz)					Gain (dBi)	EIRP (dBm)	EIRP Limit (dBm)	EIRP Margin (dB)
	A	B	C	D	Σ				
6535 (RU106.53)	-10.00	-10.28	-	-	-7.13	4.40	-2.73	-1.00	-1.73
6695 (RU106.53)	-10.14	-10.37	-	-	-7.24	4.40	-2.84	-1.00	-1.84
6855 (RU106.54)	-10.11	-10.82	-	-	-7.44	4.40	-3.04	-1.00	-2.04
6875 (RU106.53)	-10.18	-10.83	-	-	-7.48	4.40	-3.08	-1.00	-2.08

Table 305 - Maximum Power Spectral Density Results

Test Configuration			
Frequency Range:	6.875-7.125 GHz	Band:	U-NII-8
Limit Clause(s):	15.407(a)(8) RSS-248	Test Method(s):	C63.10 12.4.2.4 C63.10 12.6
Additional Reference(s):	662911 D01 v02r01 F)2)d)(ii), 662911 D01 v02r01 E)2)b)		
Note(s):	DCCF was added to the spectrum analyser reference level offset.		

DUT Configuration			
Mode:	802.11ax HE20 RU26	Duty Cycle (%):	97.1
Modulation Coding Scheme:	MCS2x2	DCCF (dB):	0.13
Antenna Configuration:	MIMO SDM	Peak Antenna Gain (dBi):	4.40
Active Port(s):	A+B (Core 0 + Core 1)	Active Chain(s):	0+1

Test Frequency (MHz)	PSD (dBm / MHz)					Gain (dBi)	EIRP (dBm)	EIRP Limit (dBm)	EIRP Margin (dB)
	A	B	C	D	Σ				
6875 (RU26.5)	-10.79	-11.79	-	-	-8.25	4.40	-3.85	-1.00	-2.85
6895 (RU26.0)	-9.91	-10.43	-	-	-7.15	3.51	-3.64	-1.00	-2.64
6995 (RU26.0)	-10.48	-10.95	-	-	-7.70	3.51	-4.19	-1.00	-3.19
7095 (RU26.8)	-9.69	-11.30	-	-	-7.41	3.51	-3.90	-1.00	-2.90

Table 306 - Maximum Power Spectral Density Results



Test Configuration			
Frequency Range:	6.875-7.125 GHz	Band:	U-NII-8
Limit Clause(s):	15.407(a)(8) RSS-248	Test Method(s):	C63.10 12.4.2.4 C63.10 12.6
Additional Reference(s):	662911 D01 v02r01 F)2)d)(ii), 662911 D01 v02r01 E)2)b)		
Note(s):	DCCF was added to the spectrum analyser reference level offset.		

DUT Configuration			
Mode:	802.11ax HE20 RU52	Duty Cycle (%):	97.1
Modulation Coding Scheme:	MCS2x2	DCCF (dB):	0.13
Antenna Configuration:	MIMO SDM	Peak Antenna Gain (dBi):	4.40
Active Port(s):	A+B (Core 0 + Core 1)	Active Chain(s):	0+1

Test Frequency (MHz)	PSD (dBm / MHz)					Gain (dBi)	EIRP (dBm)	EIRP Limit (dBm)	EIRP Margin (dB)
	A	B	C	D	Σ				
6875 (RU52.39)	-10.50	-11.03	-	-	-7.75	4.40	-3.35	-1.00	-2.35
6895 (RU52.37)	-9.43	-10.34	-	-	-6.85	3.51	-3.34	-1.00	-2.34
6995 (RU52.37)	-9.85	-11.13	-	-	-7.43	3.51	-3.93	-1.00	-2.93
7095 (RU52.40)	-9.67	-10.74	-	-	-7.16	3.51	-3.66	-1.00	-2.66

Table 307 - Maximum Power Spectral Density Results

Test Configuration			
Frequency Range:	6.875-7.125 GHz	Band:	U-NII-8
Limit Clause(s):	15.407(a)(8) RSS-248	Test Method(s):	C63.10 12.4.2.4 C63.10 12.6
Additional Reference(s):	662911 D01 v02r01 F)2)d)(ii), 662911 D01 v02r01 E)2)b)		
Note(s):	DCCF was added to the spectrum analyser reference level offset.		

DUT Configuration			
Mode:	802.11ax HE20 RU106	Duty Cycle (%):	98.1
Modulation Coding Scheme:	MCS2x2	DCCF (dB):	0.09
Antenna Configuration:	MIMO SDM	Peak Antenna Gain (dBi):	4.40
Active Port(s):	A+B (Core 0 + Core 1)	Active Chain(s):	0+1

Test Frequency (MHz)	PSD (dBm / MHz)					Gain (dBi)	EIRP (dBm)	EIRP Limit (dBm)	EIRP Margin (dB)
	A	B	C	D	Σ				
6875 (RU106.54)	-10.22	-10.88	-	-	-7.53	4.40	-3.13	-1.00	-2.13
6895 (RU106.53)	-9.64	-10.43	-	-	-7.01	3.51	-3.50	-1.00	-2.50
6995 (RU106.53)	-9.50	-10.76	-	-	-7.07	3.51	-3.56	-1.00	-2.56
7095 (RU106.54)	-9.41	-11.08	-	-	-7.15	3.51	-3.65	-1.00	-2.65

Table 308 - Maximum Power Spectral Density Results



TxBF

Test Configuration			
Frequency Range:	5.925-6.425 GHz	Band:	U-NII-5
Limit Clause(s):	15.407(a)(8) RSS-248	Test Method(s):	C63.10 12.4.2.4 C63.10 12.6
Additional Reference(s):	662911 D01 v02r01 F)2)d)(i), 662911 D01 v02r01 E)1)		
Note(s):	DCCF was added to the spectrum analyser reference level offset.		

DUT Configuration			
Mode:	802.11ax HE40 SU	Duty Cycle (%):	93.82
Modulation Coding Scheme:	MCS2x1	DCCF (dB):	0.28
Antenna Configuration:	TxBF	Peak Antenna Gain (dBi):	4.76
Active Port(s):	A+B (Core 0 + Core 1)	Active Chain(s):	0+1

Test Frequency (MHz)	PSD (dBm / MHz)					Gain (dBi)	EIRP (dBm)	EIRP Limit (dBm)	EIRP Margin (dB)
	A	B	C	D	Σ				
6125	-12.74	-14.00	-	-	-10.31	6.78	-3.53	-1.00	-2.53
6285	-11.61	-12.96	-	-	-9.22	6.53	-2.69	-1.00	-1.69
6405	-14.10	-13.50	-	-	-10.78	6.53	-4.25	-1.00	-3.25

Table 309 - Maximum Power Spectral Density Results

Test Configuration			
Frequency Range:	5.925-6.425 GHz	Band:	U-NII-5
Limit Clause(s):	15.407(a)(8) RSS-248	Test Method(s):	C63.10 12.4.2.4 C63.10 12.6
Additional Reference(s):	662911 D01 v02r01 F)2)d)(i), 662911 D01 v02r01 E)1)		
Note(s):	DCCF was added to the spectrum analyser reference level offset.		

DUT Configuration			
Mode:	802.11ax HE80 SU	Duty Cycle (%):	94.34
Modulation Coding Scheme:	MCS2x1	DCCF (dB):	0.25
Antenna Configuration:	TxBF	Peak Antenna Gain (dBi):	5.11
Active Port(s):	A+B (Core 0 + Core 1)	Active Chain(s):	0+1

Test Frequency (MHz)	PSD (dBm / MHz)					Gain (dBi)	EIRP (dBm)	EIRP Limit (dBm)	EIRP Margin (dB)
	A	B	C	D	Σ				
5985	-14.30	-13.96	-	-	-11.12	7.72	-3.39	-1.00	-2.39
6145	-13.32	-13.25	-	-	-10.28	6.78	-3.49	-1.00	-2.49
6385	-12.89	-13.19	-	-	-10.03	6.53	-3.50	-1.00	-2.50

Table 310 - Maximum Power Spectral Density Results



Test Configuration			
Frequency Range:	6.425-6.525 GHz	Band:	U-NII-6
Limit Clause(s):	15.407(a)(8) RSS-248	Test Method(s):	C63.10 12.4.2.4 C63.10 12.6
Additional Reference(s):	-		
Note(s):	DCCF was added to the spectrum analyser reference level offset.		

DUT Configuration			
Mode:	802.11ax HE40 SU	Duty Cycle (%):	93.91
Modulation Coding Scheme:	MCS2x1	DCCF (dB):	0.27
Antenna Configuration:	TxBF	Peak Antenna Gain (dBi):	4.64
Active Port(s):	A+B (Core 0 + Core 1)	Active Chain(s):	0+1

Test Frequency (MHz)	PSD (dBm / MHz)					Gain (dBi)	EIRP (dBm)	EIRP Limit (dBm)	EIRP Margin (dB)
	A	B	C	D	Σ				
6445	-13.18	-11.99	-	-	-9.54	6.56	-2.97	-1.00	-1.97
6485	-13.41	-12.57	-	-	-9.96	6.56	-3.40	-1.00	-2.40

Table 311 - Maximum Power Spectral Density Results

Test Configuration			
Frequency Range:	6.425-6.525 GHz	Band:	U-NII-6
Limit Clause(s):	15.407(a)(8) RSS-248	Test Method(s):	C63.10 12.4.2.4 C63.10 12.6
Additional Reference(s):	-		
Note(s):	DCCF was added to the spectrum analyser reference level offset.		

DUT Configuration			
Mode:	802.11ax HE80 SU	Duty Cycle (%):	94.14
Modulation Coding Scheme:	MCS2x1	DCCF (dB):	0.26
Antenna Configuration:	TxBF	Peak Antenna Gain (dBi):	4.64
Active Port(s):	A+B (Core 0 + Core 1)	Active Chain(s):	0+1

Test Frequency (MHz)	PSD (dBm / MHz)					Gain (dBi)	EIRP (dBm)	EIRP Limit (dBm)	EIRP Margin (dB)
	A	B	C	D	Σ				
6465	-12.62	-12.91	-	-	-9.75	6.56	-3.19	-1.00	-2.19
6545	-14.15	-15.01	-	-	-11.55	7.33	-4.22	-1.00	-3.22

Table 312 - Maximum Power Spectral Density Results



Test Configuration			
Frequency Range:	6.525-6.875 GHz	Band:	U-NII-7
Limit Clause(s):	15.407(a)(8) RSS-248	Test Method(s):	C63.10 12.4.2.4 C63.10 12.6
Additional Reference(s):	-		
Note(s):	DCCF was added to the spectrum analyser reference level offset.		

DUT Configuration			
Mode:	802.11ax HE80 SU	Duty Cycle (%):	92.63
Modulation Coding Scheme:	MCS2x1	DCCF (dB):	0.33
Antenna Configuration:	TxBF	Peak Antenna Gain (dBi):	5.43
Active Port(s):	A+B (Core 0 + Core 1)	Active Chain(s):	0+1

Test Frequency (MHz)	PSD (dBm / MHz)					Gain (dBi)	EIRP (dBm)	EIRP Limit (dBm)	EIRP Margin (dB)
	A	B	C	D	Σ				
6545	-13.81	-14.04	-	-	-10.91	7.33	-3.58	-1.00	-2.58
6625	-13.38	-13.45	-	-	-10.40	7.33	-3.07	-1.00	-2.07
6705	-14.14	-14.45	-	-	-11.28	7.33	-3.95	-1.00	-2.95
6785	-13.86	-14.26	-	-	-11.05	7.33	-3.72	-1.00	-2.72
6865	-13.87	-14.18	-	-	-11.01	7.33	-3.68	-1.00	-2.68

Table 313 - Maximum Power Spectral Density Results

Test Configuration			
Frequency Range:	6.875-7.125 GHz	Band:	U-NII-8
Limit Clause(s):	15.407(a)(8) RSS-248	Test Method(s):	C63.10 12.4.2.4 C63.10 12.6
Additional Reference(s):	-		
Note(s):	DCCF was added to the spectrum analyser reference level offset.		

DUT Configuration			
Mode:	802.11ax HE40 SU	Duty Cycle (%):	94.53
Modulation Coding Scheme:	MCS2x1	DCCF (dB):	0.24
Antenna Configuration:	TxBF	Peak Antenna Gain (dBi):	4.78
Active Port(s):	A+B (Core 0 + Core 1)	Active Chain(s):	0+1

Test Frequency (MHz)	PSD (dBm / MHz)					Gain (dBi)	EIRP (dBm)	EIRP Limit (dBm)	EIRP Margin (dB)
	A	B	C	D	Σ				
6925	-12.20	-13.28	-	-	-9.70	6.39	-3.31	-1.00	-2.31
7005	-12.53	-13.44	-	-	-9.95	6.39	-3.57	-1.00	-2.57
7085	-12.53	-13.04	-	-	-9.76	6.39	-3.38	-1.00	-2.38

Table 314 - Maximum Power Spectral Density Results



Test Configuration			
Frequency Range:	6.875-7.125 GHz	Band:	U-NII-8
Limit Clause(s):	15.407(a)(8) RSS-248	Test Method(s):	C63.10 12.4.2.4 C63.10 12.6
Additional Reference(s):	-		
Note(s):	DCCF was added to the spectrum analyser reference level offset.		

DUT Configuration			
Mode:	802.11ax HE80 SU	Duty Cycle (%):	93.87
Modulation Coding Scheme:	MCS2x1	DCCF (dB):	0.27
Antenna Configuration:	TxBF	Peak Antenna Gain (dBi):	4.78
Active Port(s):	A+B (Core 0 + Core 1)	Active Chain(s):	0+1

Test Frequency (MHz)	PSD (dBm / MHz)					Gain (dBi)	EIRP (dBm)	EIRP Limit (dBm)	EIRP Margin (dB)
	A	B	C	D	Σ				
6865	-14.57	-14.44	-	-	-11.50	7.33	-4.16	-1.00	-3.16
6945	-13.05	-12.96	-	-	-9.99	6.39	-3.61	-1.00	-2.61
7025	-12.97	-13.02	-	-	-9.99	6.39	-3.60	-1.00	-2.60

Table 315 - Maximum Power Spectral Density Results

FCC 47 CFR Part 15E, Limit Clause 15.407(a)(8)

For client devices operating under the control of an indoor access point in the 5.925–7.125 GHz bands, the maximum power spectral density must not exceed -1 dBm e.i.r.p. in any 1-megahertz band, and the maximum e.i.r.p. over the frequency band of operation must not exceed 24 dBm.

ISED RSS-248, Limit Clause 4.5.3

The following limits shall apply to low-power client devices.

- a) the maximum e.i.r.p. spectral density shall not exceed -1 dBm/MHz; and
- b) the maximum e.i.r.p. over the 5925-7125 MHz frequency band shall not exceed 24 dBm.



2.3.7 Test Location and Test Equipment Used

This test was carried out in RF Laboratory 14.

Instrument	Manufacturer	Type No.	TE No.	Calibration Period (months)	Calibration Expiry Dat
Hygrometer	Rotronic	I-1000	3068	12	21-Sep-2023
1800-6000 MHz Power Splitter	Mini-Circuits	ZN2PD-63-S+	4055	-	O/P Mon
Power splitter - 2 port	Mini-Circuits	ZN2PD-63-S+	4743	12	30-Nov-2023
Network Analyser	Keysight Technologies	E5063A	5018	12	29-Sep-2023
Cable (18 GHz)	Rosenberger	LU7-071-1000	5096	12	23-Oct-2023
Cable (18 GHz)	Rosenberger	LU7-071-1000	5100	12	23-Oct-2023
Electronic Calibration Module	Keysight Technologies	85093C	5188	12	09-Sep-2023
Directional Coupler 2-8GHz	RF-Lambda	RFDC2G8G10	5765	-	O/P Mon
Directional Coupler 2-8GHz	RF-Lambda	RFDC2G8G10	5766	-	O/P Mon
1500VA AC Power Supply	iTech	IT7324	5907	-	O/P Mon
MXA Signal Analyser	Keysight Technologies	N9020B	5919	24	13-Mar-2024
Signal Conditioning Unit	TUV SUD	SPECTRUM_SCU001	5932	12	10-May-2023
Digital Multimeter	Fluke	115	6145	12	17-Jun-2023
Coaxial Fixed Attenuator DC-18GHz 5W 10dB	RF-Lambda	RFS5G18B10SMP	6176	12	17-Jul-2023

Table 316

O/P Mon – Output Monitored using calibrated equipment



2.4 Authorised Band Edges

2.4.1 Specification Reference

FCC 47 CFR Part 15E, Clause 15.407 (b)
ISED RSS-248, Clause 4.6
ISED RSS-GEN, Clause 6.13

2.4.2 Equipment Under Test and Modification State

A2918, S/N: D2Q3YQPDWP - Modification State 0

2.4.3 Date of Test

24-December-2022 to 21-March-2023

2.4.4 Test Method

The test was performed in accordance with ANSI C63.10, clause 6.6.

As per KDB 987594, In addition, 15.35(b) applies where the peak emissions must be limited to no more than 20 dB above the average limit.

The limit lines on the following plots equated to -27 dBm/MHz (RMS) and -7 dBm/MHz (Peak). EIRP and was converted to field strength at 3 m using the following formula:

Field Strength (dB μ V/m at 3 m) = EIRP (dBm) + 95.2 dB

Authorised band edge measurements were performed, with the device operating in SISO and MIMO configurations, across the various modes supported by the device.

The measurements displayed within this report, have been limited to those modes which have been shown to be worst case.

Further measurements are held on file by TÜV SÜD and are available if required.

2.4.5 Environmental Conditions

Ambient Temperature	21.1 - 22.0 °C
Relative Humidity	32.8 - 44.4 %



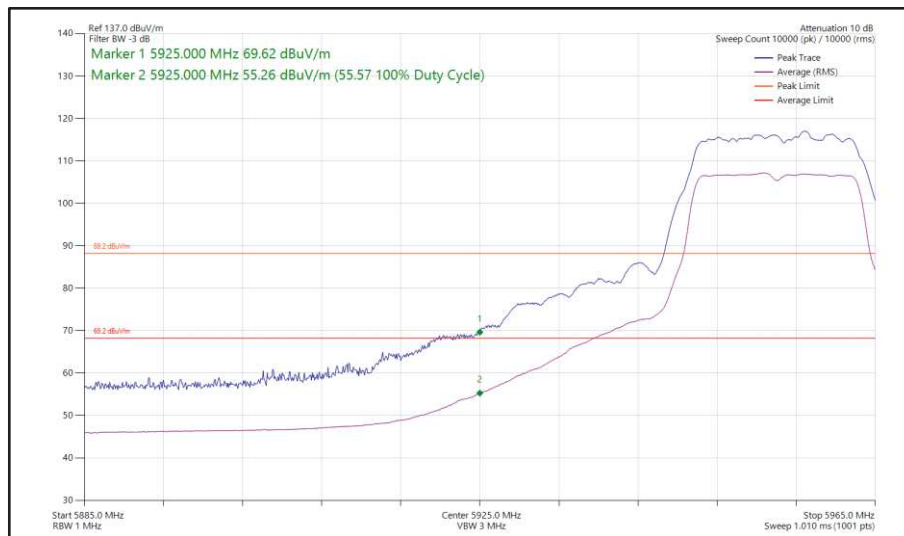
2.4.6 Test Results

6 GHz WLAN

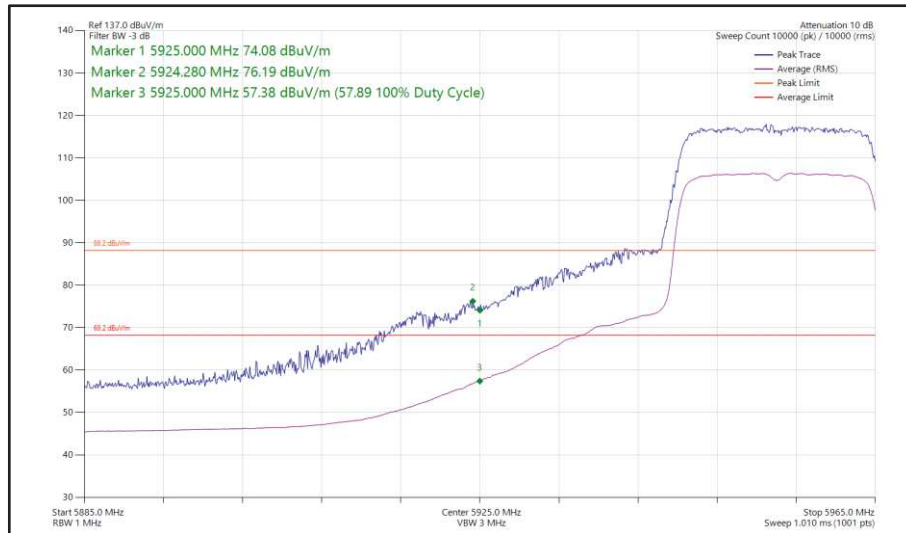
20 MHz Bandwidth - Core 0 (SISO)

Mode	Data Rate/ MCS	Resource Size	Resource Index	TX Frequency (MHz)	Band Edge Frequency (MHz)	Peak Level (dBμV/m)	Average Level (dBuV/m)
802.11a	54 Mbps	-	-	5955	5925	69.62	55.57
802.11ax HE20	MCS11x1	SU	-	5955	5925	76.19	57.89
802.11ax HE20	MCS11x1	106	53	5955	5925	74.56	51.50
802.11a	24 Mbps	-	-	7095	7125	71.71	54.06
802.11a	24 Mbps	-	-	7115	7125	82.90	65.51
802.11ax HE20	MCS4x1	SU	-	7095	7125	71.29	53.30
802.11ax HE20	MCS11x1	106	53	7095	7125	71.59	49.42
802.11ax HE20	MCS4x1	SU	-	7115	7125	77.72	65.66

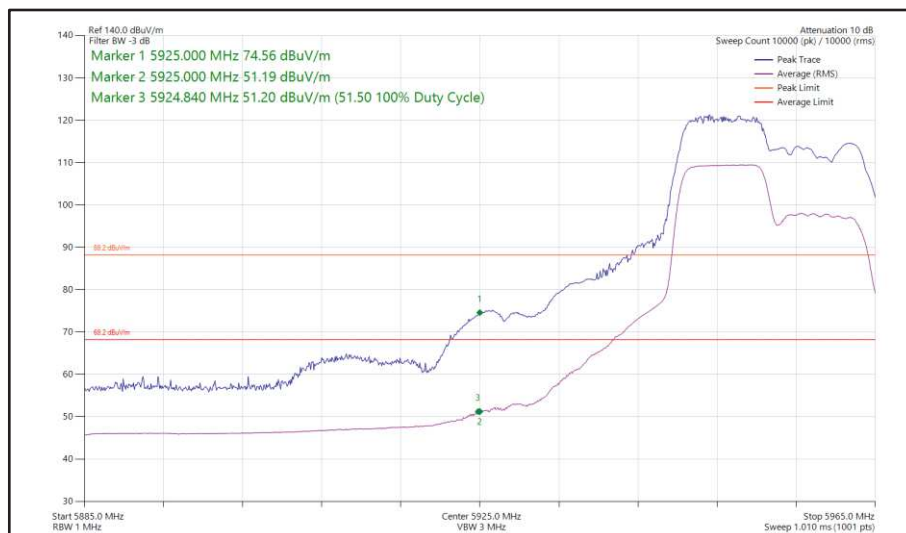
Table 317 - SISO Authorised Band Edge Results



**Figure 31 - 802.11a, SISO, Core 0 - 5955 MHz,
 Band Edge Frequency 5925 MHz**



**Figure 32 - 802.11ax, HE20, SU, SISO, Core 0 - 5955 MHz,
Band Edge Frequency 5925 MHz**



**Figure 33 - 802.11ax, HE20, RU 106-53, SISO, Core 0 - 5955 MHz,
Band Edge Frequency 5925 MHz**