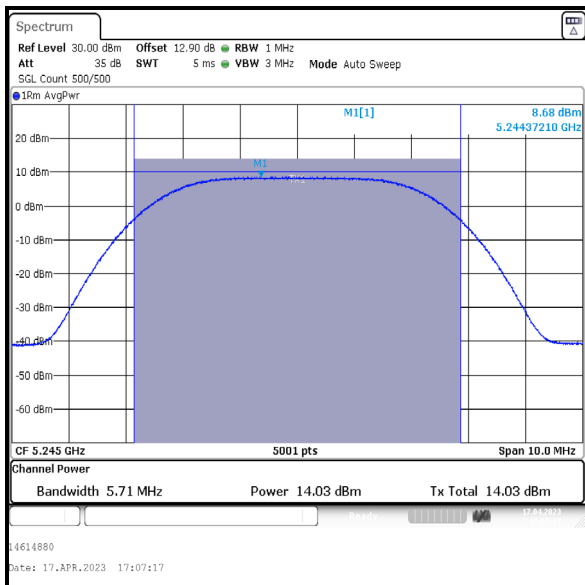
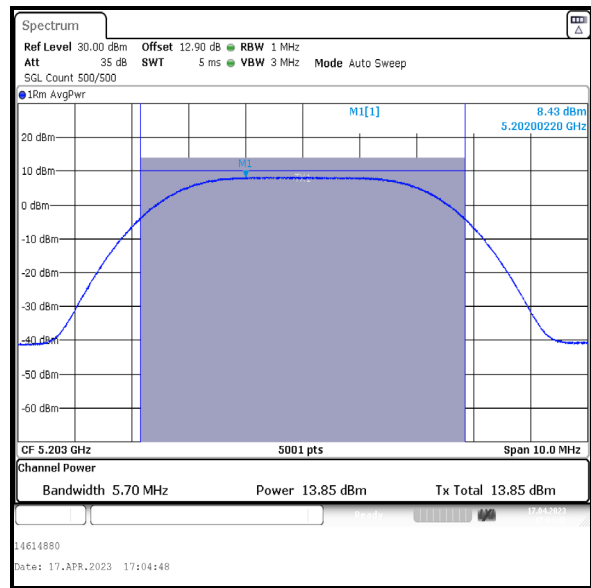
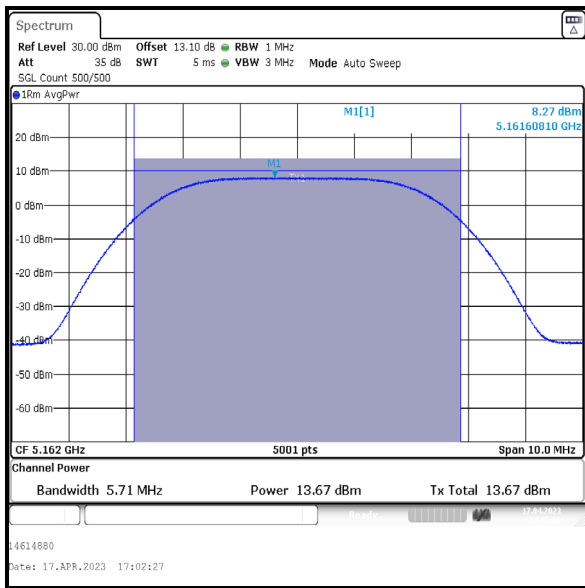


Transmitter Maximum Conducted Output Power (5.15-5.25 GHz band) (continued)

Results: 8DH5 / SISO / Core 1 / ePA

Channel	Frequency (MHz)	Conducted Power (dBm)	Limit (dBm)	Margin (dB)	Result
Bottom	5162	13.7	24.0	10.3	Complied
Middle	5203	13.9	24.0	10.1	Complied
Top	5245	14.0	24.0	10.0	Complied



Transmitter Maximum Conducted Output Power (5.15-5.25 GHz band) (continued)**Results: DH5 / Beamforming / Core 0 + Core 1 / iPA**

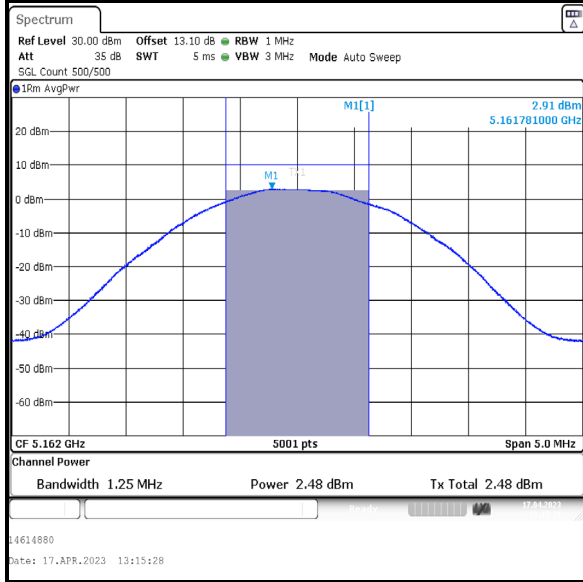
Channel	Frequency (MHz)	Core 0			Core 1		
		Conducted Power (dBm)	Duty Cycle correction factor (dB)	Corrected Conducted Power (dBm)	Conducted Power (dBm)	Duty Cycle correction factor (dB)	Corrected Conducted Power (dBm)
Bottom	5162	2.5	1.1	3.6	2.9	1.1	4.0
Middle	5203	2.1	1.1	3.2	2.6	1.1	3.7
Top	5245	2.4	1.1	3.5	2.6	1.1	3.7

Channel	Frequency (MHz)	Corrected Conducted Power Core 0 (dBm)	Corrected Conducted Power Core 1 (dBm)	Combined Conducted Power (dBm)	Limit (dBm)	Margin (dB)	Result
Bottom	5162	3.6	4.0	6.8	21.5	14.7	Complied
Middle	5203	3.2	3.7	6.5	21.5	15.0	Complied
Top	5245	3.5	3.7	6.6	21.5	14.9	Complied

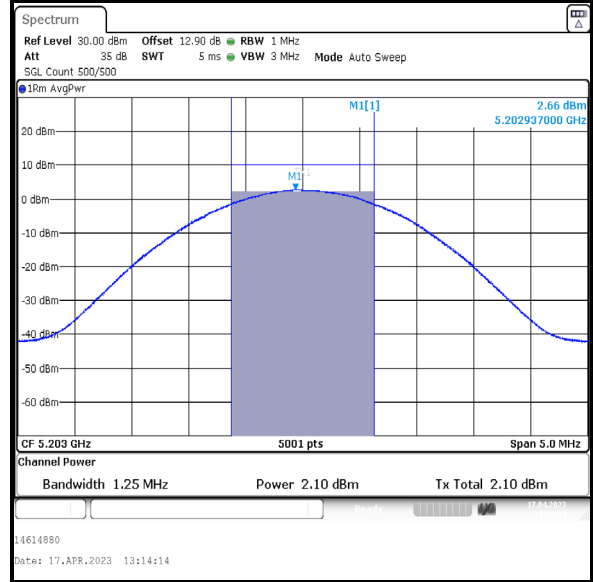
Transmitter Maximum Conducted Output Power (5.15-5.25 GHz band) (continued)

Results: DH5 / Beamforming / Core 0 + Core 1 / iPA

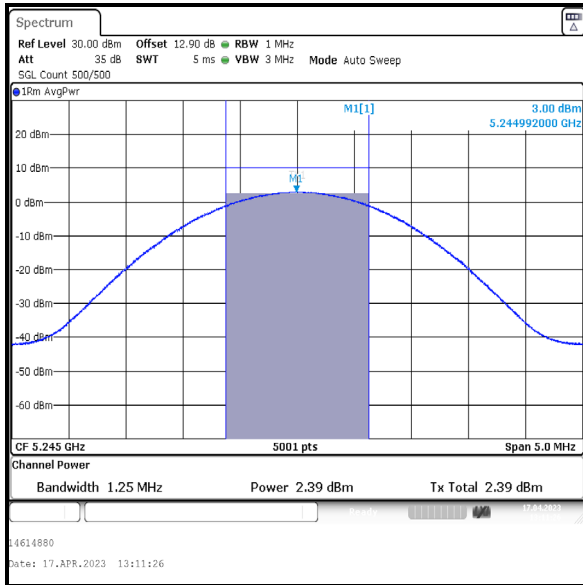
Results: Core 0



Bottom Channel



Middle Channel

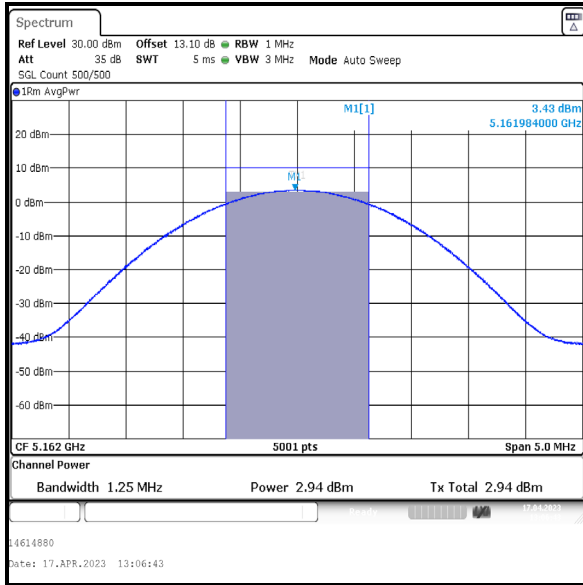


Top Channel

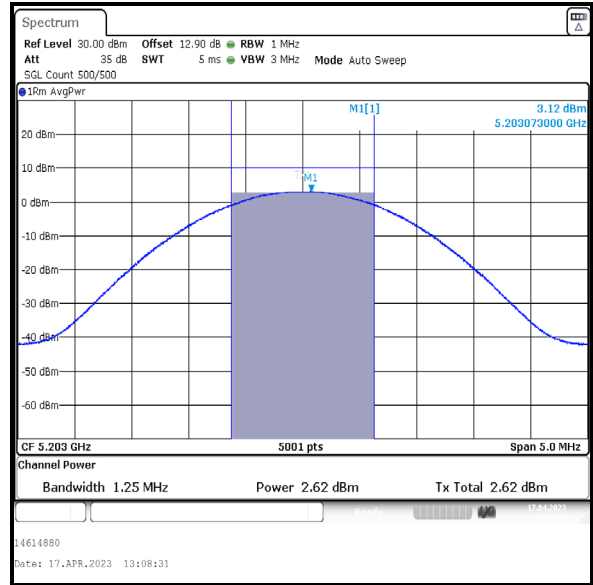
Transmitter Maximum Conducted Output Power (5.15-5.25 GHz band) (continued)

Results: DH5 / Beamforming / Core 0 + Core 1 / iPA

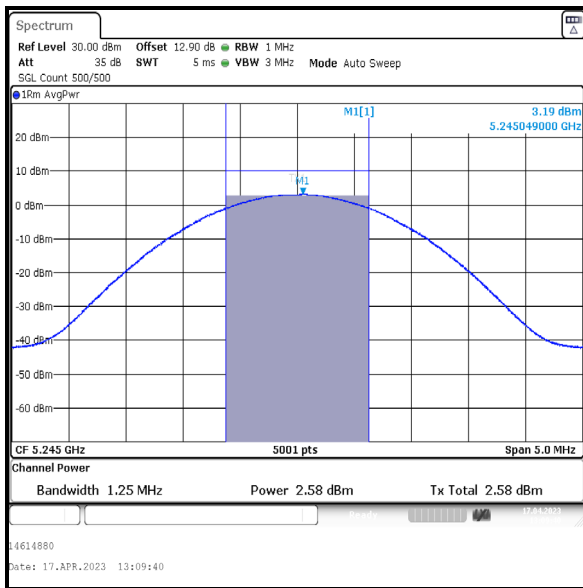
Results: Core 1



Bottom Channel



Middle Channel



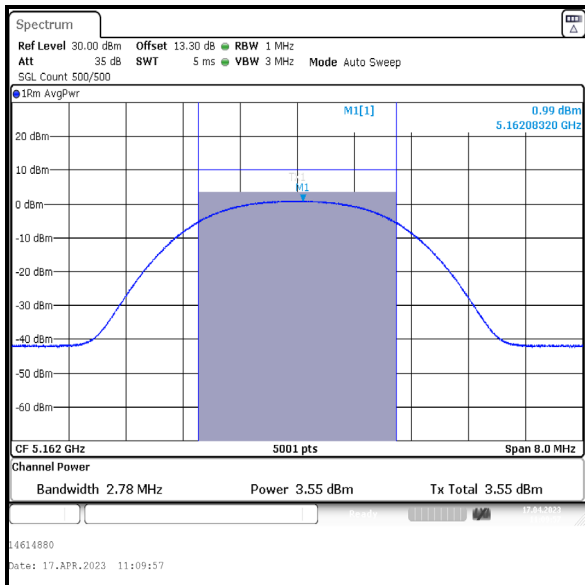
Top Channel

Transmitter Maximum Conducted Output Power (5.15-5.25 GHz band) (continued)

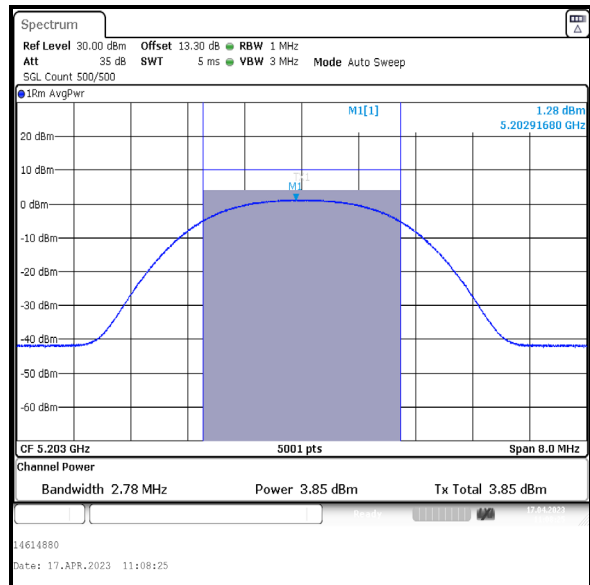
Results: 4DH5 / Beamforming / Core 0 + Core 1 / iPA

Channel	Frequency (MHz)	Conducted Power Core 0 (dBm)	Conducted Power Core 1 (dBm)	Combined Conducted Power (dBm)	Limit (dBm)	Margin (dB)	Result
Bottom	5162	3.6	3.2	6.4	21.5	15.1	Complied
Middle	5203	3.9	3.4	6.7	21.5	14.8	Complied
Top	5245	3.6	3.1	6.4	21.5	15.1	Complied

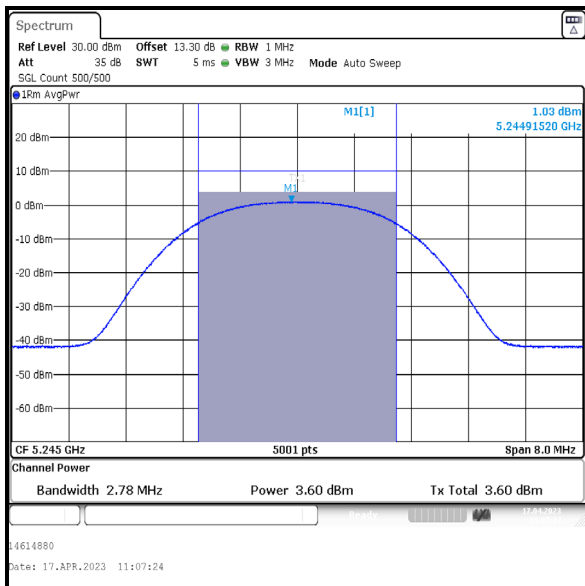
Results: Core 0



Bottom Channel



Middle Channel

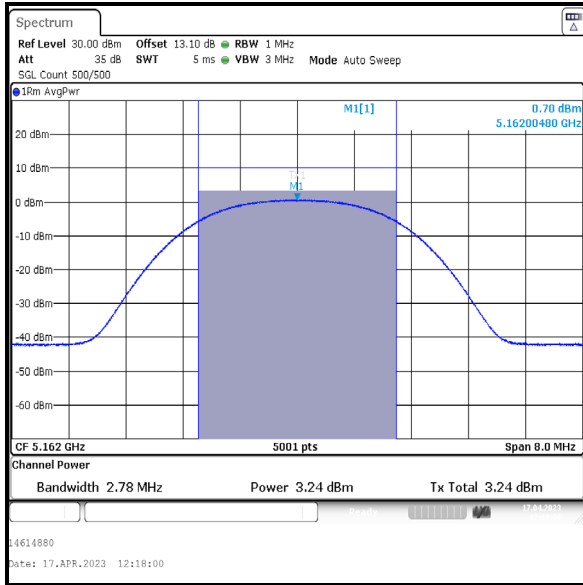


Top Channel

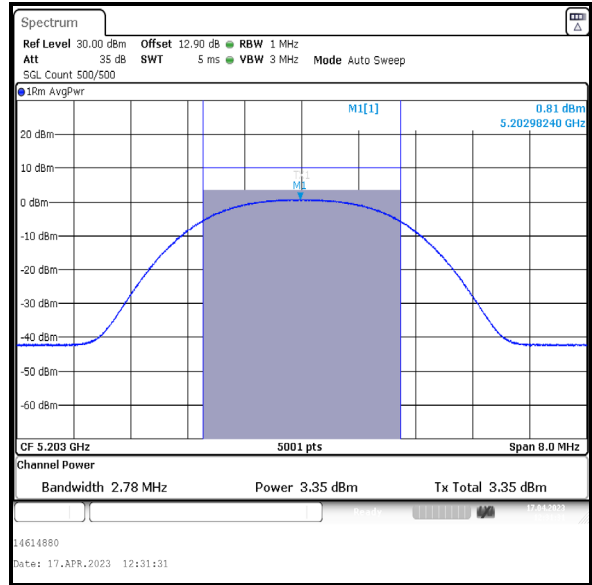
Transmitter Maximum Conducted Output Power (5.15-5.25 GHz band) (continued)

Results: 4DH5 / Beamforming / Core 0 + Core 1 / iPA

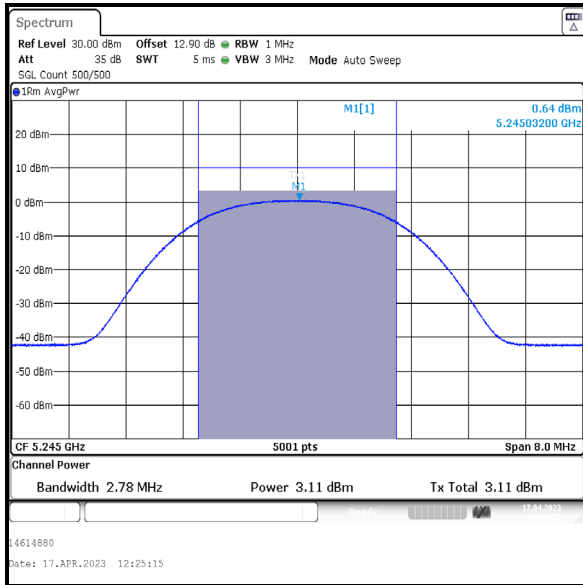
Results: Core 1



Bottom Channel



Middle Channel



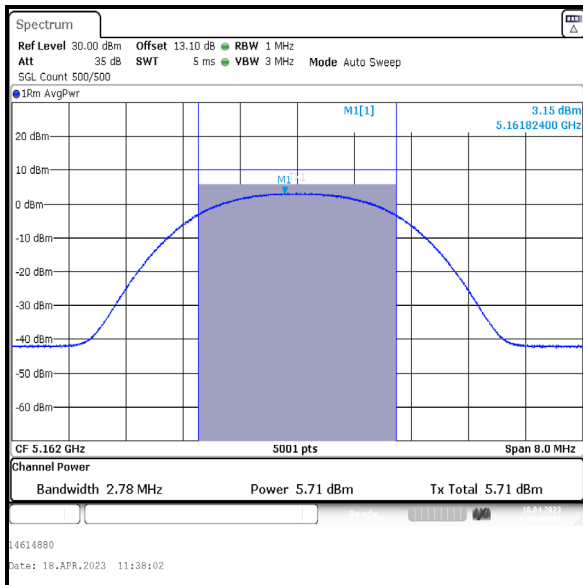
Top Channel

Transmitter Maximum Conducted Output Power (5.15-5.25 GHz band) (continued)

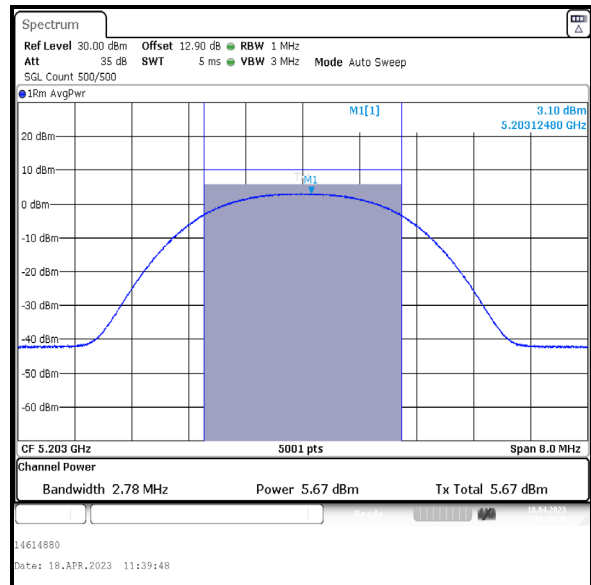
Results: 4DH5 / Beamforming / Core 0 + Core 1 / ePA

Channel	Frequency (MHz)	Conducted Power Core 0 (dBm)	Conducted Power Core 1 (dBm)	Combined Conducted Power (dBm)	Limit (dBm)	Margin (dB)	Result
Bottom	5162	5.7	5.4	8.6	21.5	12.9	Complied
Middle	5203	5.7	5.3	8.5	21.5	13.0	Complied
Top	5245	5.7	5.2	8.5	21.5	13.0	Complied

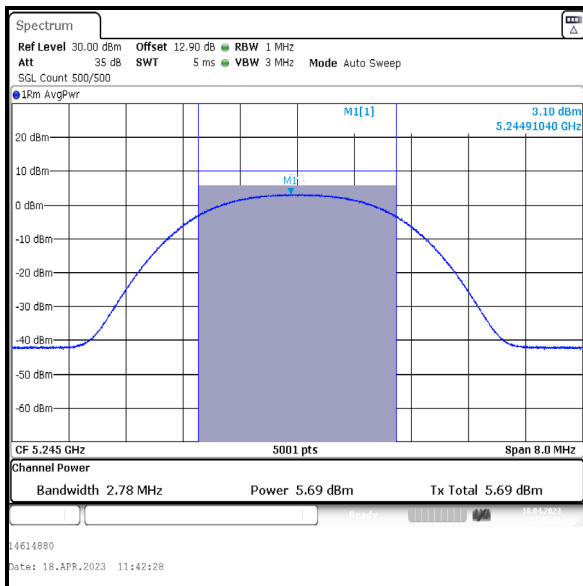
Results: Core 0



Bottom Channel



Middle Channel

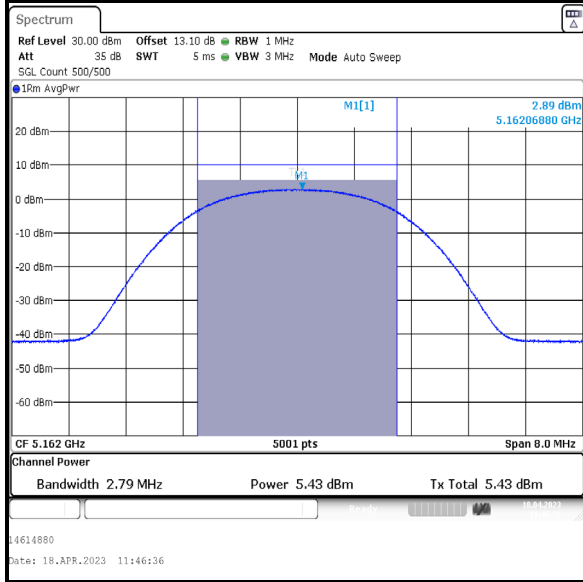


Top Channel

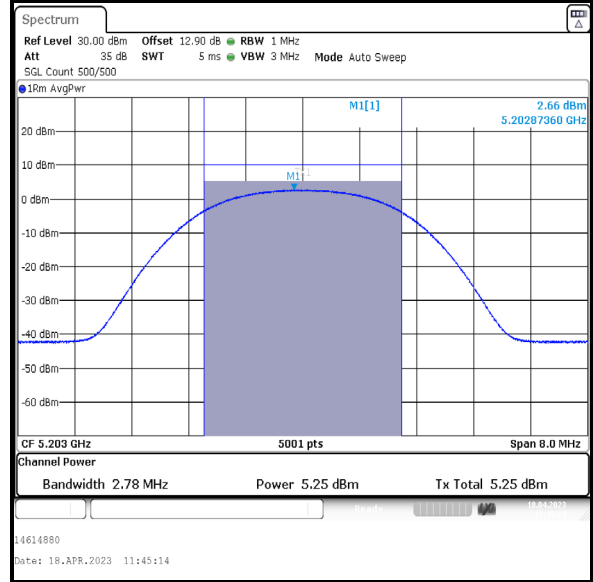
Transmitter Maximum Conducted Output Power (5.15-5.25 GHz band) (continued)

Results: 4DH5 / Beamforming / Core 0 + Core 1 / ePA

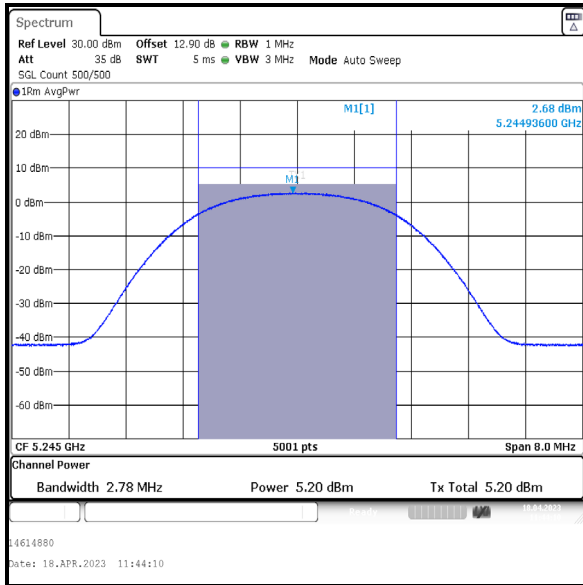
Results: Core 1



Bottom Channel



Middle Channel



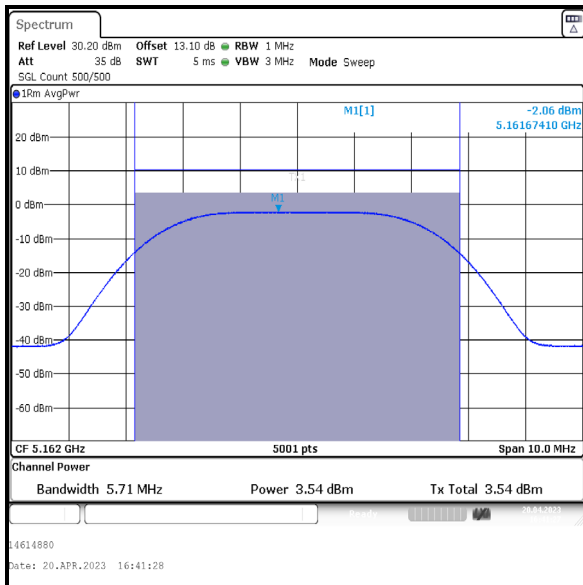
Top Channel

Transmitter Maximum Conducted Output Power (5.15-5.25 GHz band) (continued)

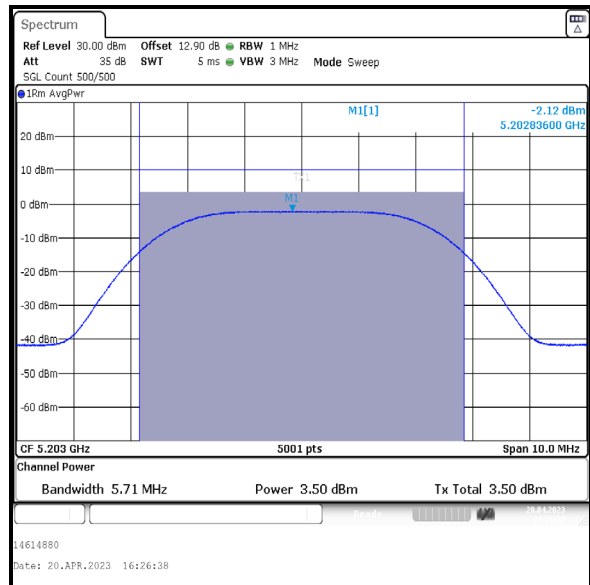
Results: 8DH5 / Beamforming / Core 0 + Core 1 / iPA

Channel	Frequency (MHz)	Conducted Power Core 0 (dBm)	Conducted Power Core 1 (dBm)	Combined Conducted Power (dBm)	Limit (dBm)	Margin (dB)	Result
Bottom	5162	3.5	2.7	6.1	21.5	15.4	Complied
Middle	5203	3.5	2.6	6.1	21.5	15.4	Complied
Top	5245	3.5	3.0	6.3	21.5	15.2	Complied

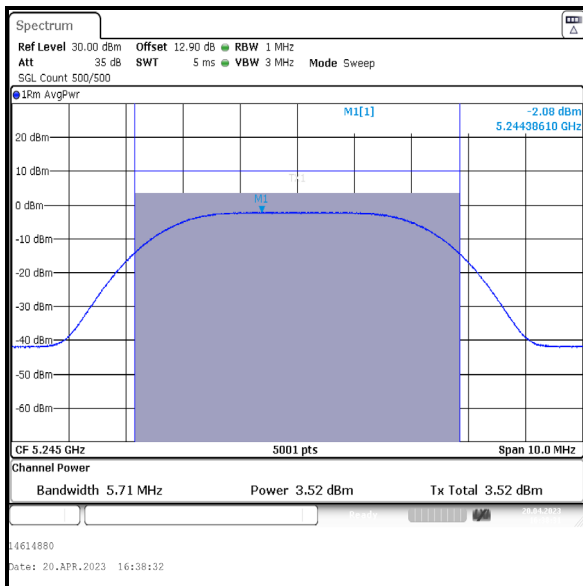
Results: Core 0



Bottom Channel



Middle Channel

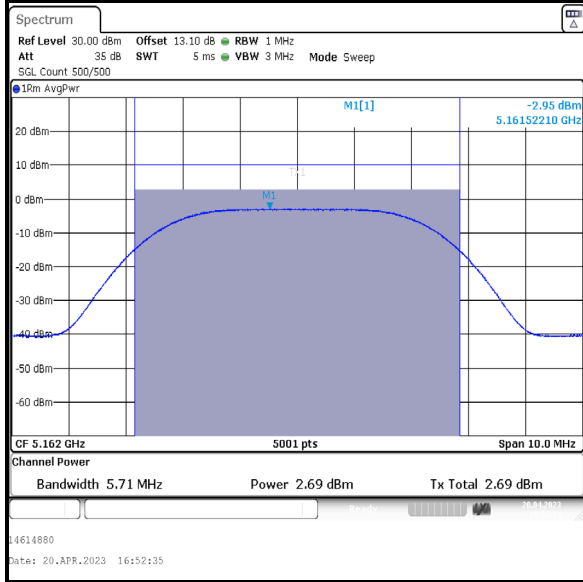


Top Channel

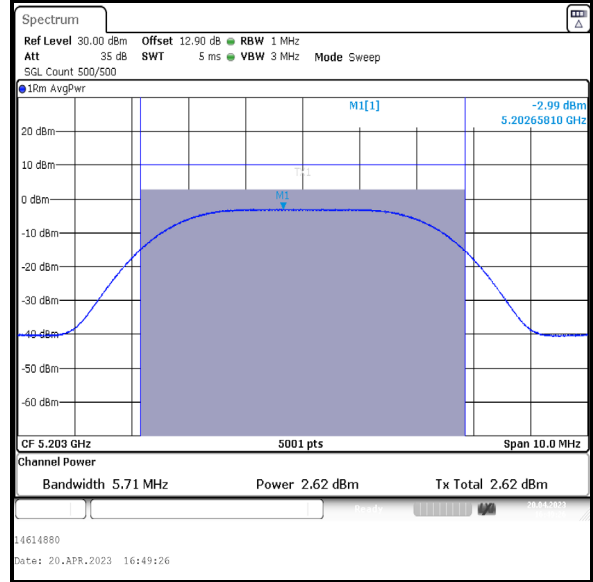
Transmitter Maximum Conducted Output Power (5.15-5.25 GHz band) (continued)

Results: 8DH5 / Beamforming / Core 0 + Core 1 / iPA

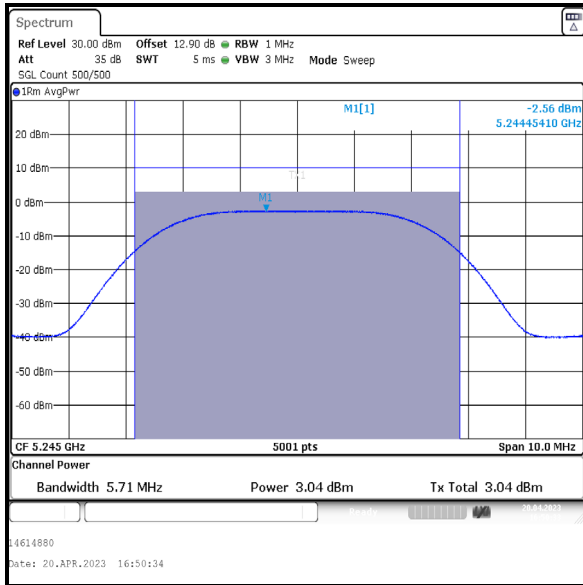
Results: Core 1



Bottom Channel



Middle Channel



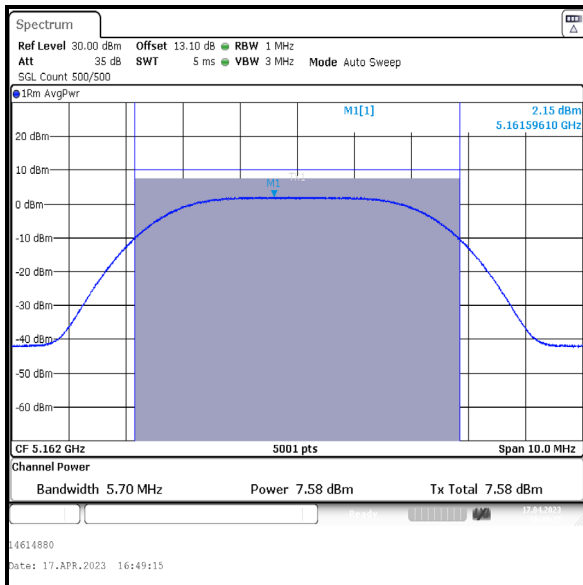
Top Channel

Transmitter Maximum Conducted Output Power (5.15-5.25 GHz band) (continued)

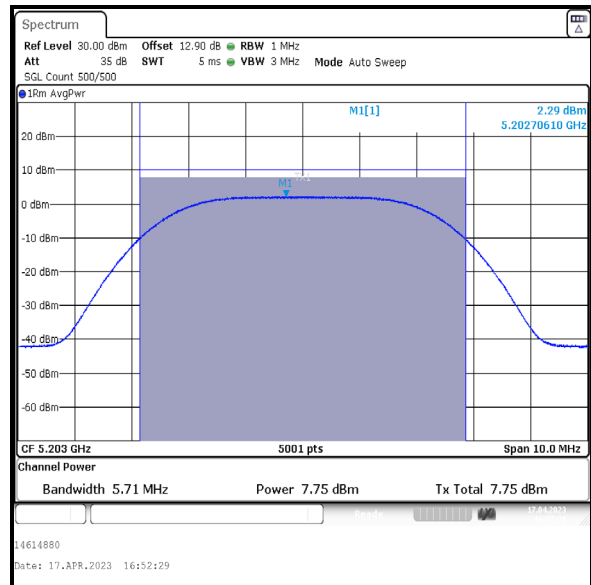
Results: 8DH5 / Beamforming / Core 0 + Core 1 / ePA

Channel	Frequency (MHz)	Conducted Power Core 0 (dBm)	Conducted Power Core 1 (dBm)	Combined Conducted Power (dBm)	Limit (dBm)	Margin (dB)	Result
Bottom	5162	7.6	7.3	10.5	21.5	11.0	Complied
Middle	5203	7.8	6.9	10.4	21.5	11.1	Complied
Top	5245	7.8	7.5	10.7	21.5	10.8	Complied

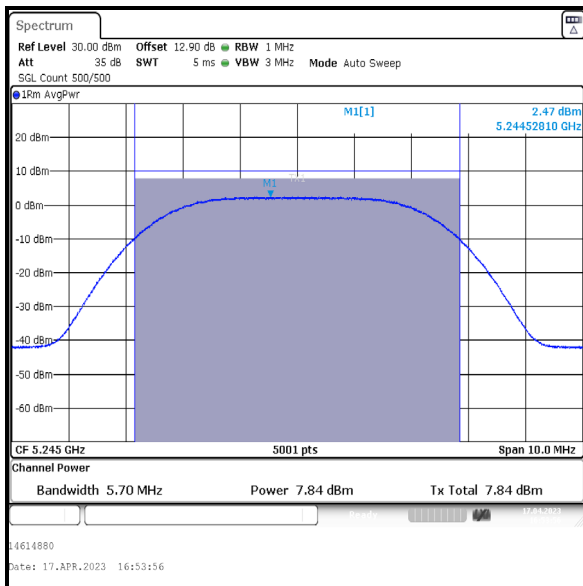
Results: Core 0



Bottom Channel



Middle Channel

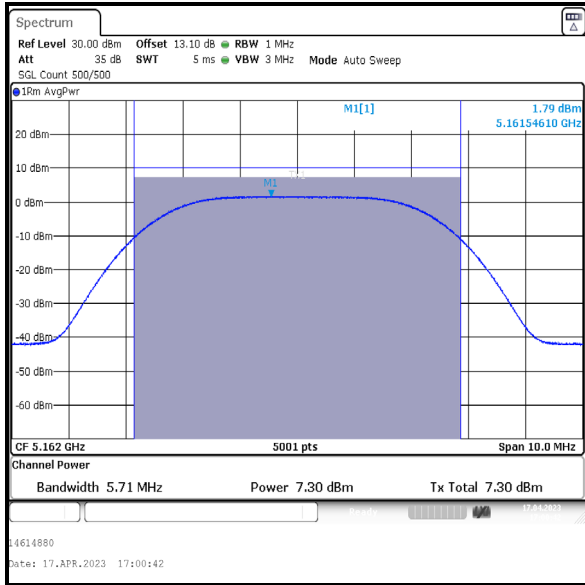


Top Channel

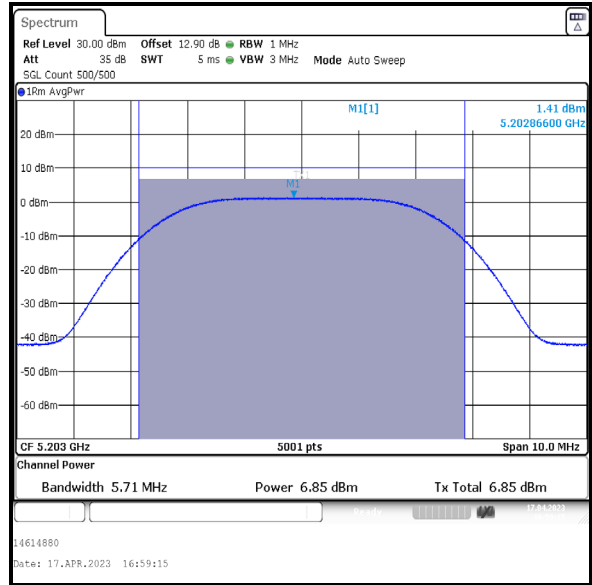
Transmitter Maximum Conducted Output Power (5.15-5.25 GHz band) (continued)

Results: 8DH5 / Beamforming / Core 0 + Core 1 / ePA

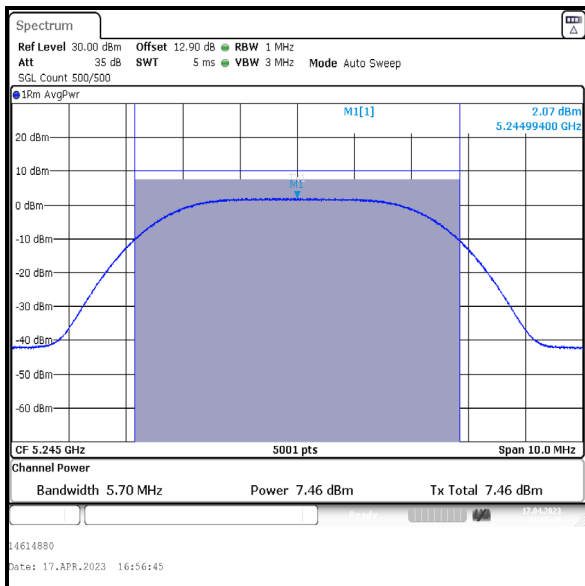
Results: Core 1



Bottom Channel



Middle Channel



Top Channel

Transmitter Maximum Conducted Output Power (5.725-5.85 GHz band)**4.4.2 5.725-5.85 GHz band****Test Summary:**

Test Engineers:	Luis Pazos Perez & Jose Bayona	Test Dates:	19 April 2023 to 25 April 2023
Test Sample Serial Numbers:	YFLFCJ6Y31 & QW2GRQFJHY		

FCC Reference:	Part 15.407(a)(3)(i)
Test Method Used:	KDB 789033 D02 Section II.E.2.b) and II.E.2.d)

Environmental Conditions:

Temperature (°C):	18 to 24
Relative Humidity (%):	31 to 46

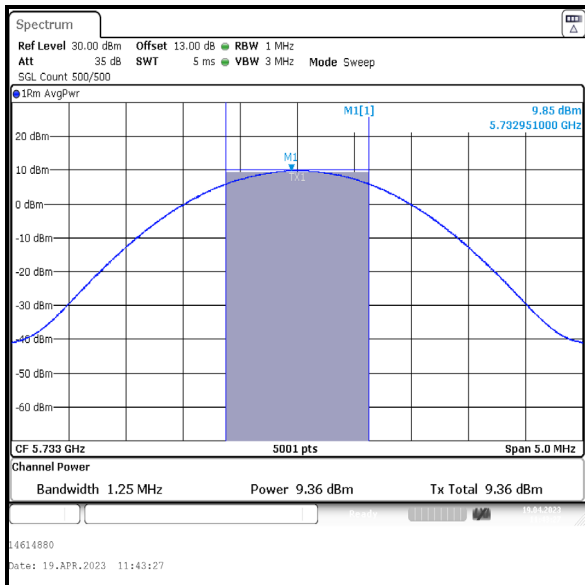
Note(s):

- For conducted power tests where the duty cycle is >98%, the measurements were performed using a signal analyser in accordance with FCC KDB 789033 II.E.2.b) Method SA-1. Where the duty cycle is <98%, the measurements were performed in accordance with FCC KDB 789033 II.E.2.d) Method SA-2. The signal analyser's integration function was used to integrate across the 26 dB emission bandwidth. The resolution bandwidth was set to 1 MHz and video bandwidth 3 MHz. An RMS detector was used and sweep time was set to auto and 500 traces performed. The span was set to encompass the entire 26 dB emission bandwidth. The channel power results are recorded in the tables below.
- For DH5 where the EUT was transmitting at <98% duty cycle, the calculated duty cycle in Section 4.1 was added to the measured power in order to compute the average power during the actual transmission time.
- The FCC Part 15.407(a)(3)(i) limit shall not exceed 1 W (30.0 dBm).
- For Beamforming modes, conducted power was measured on both ports and then combined using the measure-and-sum method stated in FCC KDB 662911 D01 Section E)1).
- For details on antenna gains refer to Section 3.4 of this test report.
- For SISO modes of operation, the antenna gain is < 6 dBi.
- For Beamforming modes of operation presented in this section of the test report, the EUT has a directional antenna gain of 8.2 dBi. In accordance with Part 15.407(a)(3), the limit was reduced by the amount in dB the antenna gain exceeds 6 dBi. Therefore the limit of 30 dBm has been reduced by 2.2 dB to 27.8 dBm.
- The signal analyser was connected to the RF port on the EUT using an RF suitable attenuation and RF cable. An RF level offset was entered on the signal analyser to compensate for the loss of the attenuator and RF cable.

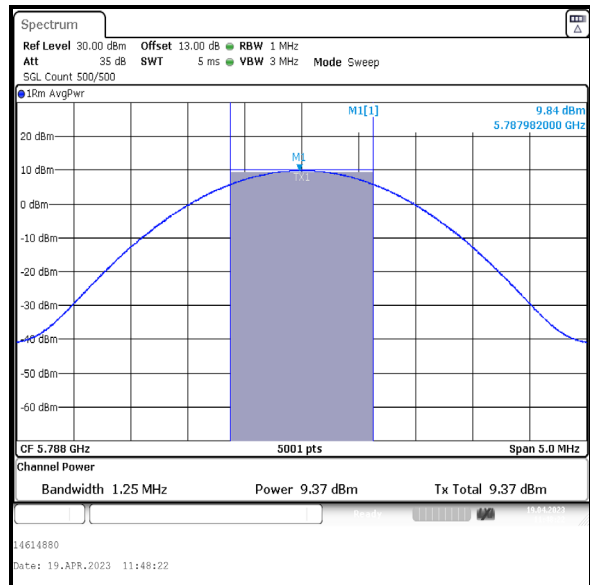
Transmitter Maximum Conducted Output Power (5.725-5.85 GHz band) (continued)

Results: DH5 / SISO / Core 0 / iPA

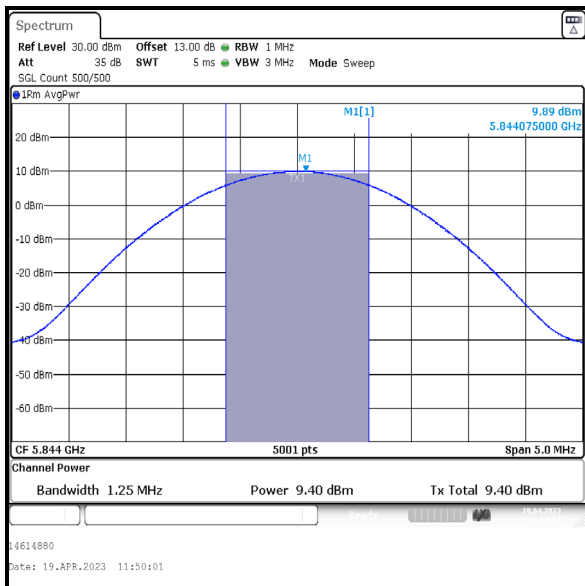
Channel	Frequency (MHz)	Conducted Power (dBm)	Duty cycle correction factor (dB)	Corrected Conducted Power (dBm)	Limit (dBm)	Margin (dB)	Result
Bottom	5733	9.4	1.1	10.5	30.0	19.5	Complied
Middle	5788	9.4	1.1	10.5	30.0	19.5	Complied
Top	5844	9.4	1.1	10.5	30.0	19.5	Complied



Bottom Channel



Middle Channel

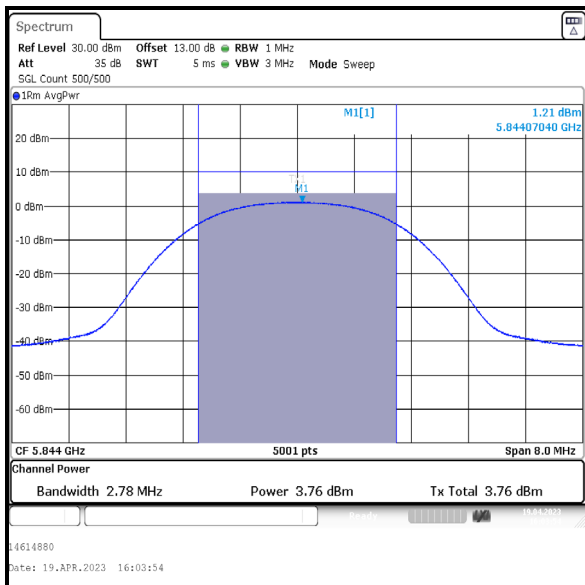
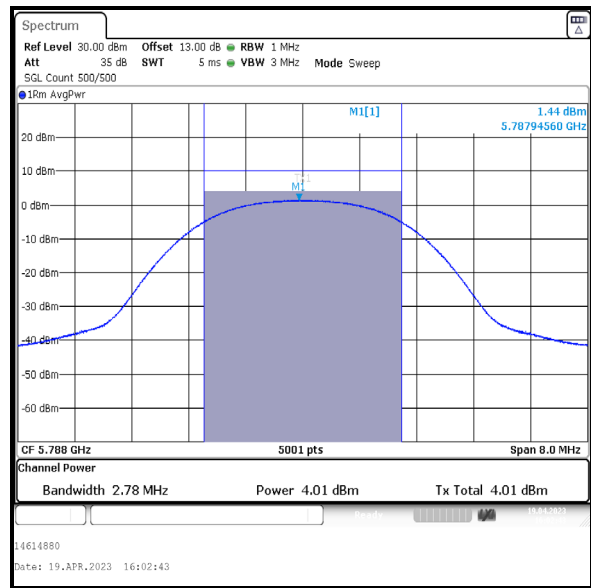
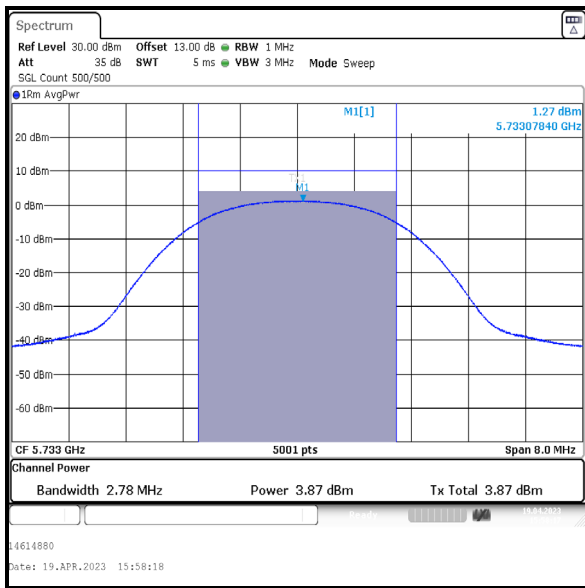


Top Channel

Transmitter Maximum Conducted Output Power (5.725-5.85 GHz band) (continued)

Results: 4DH5 / SISO / Core 0 / iPA

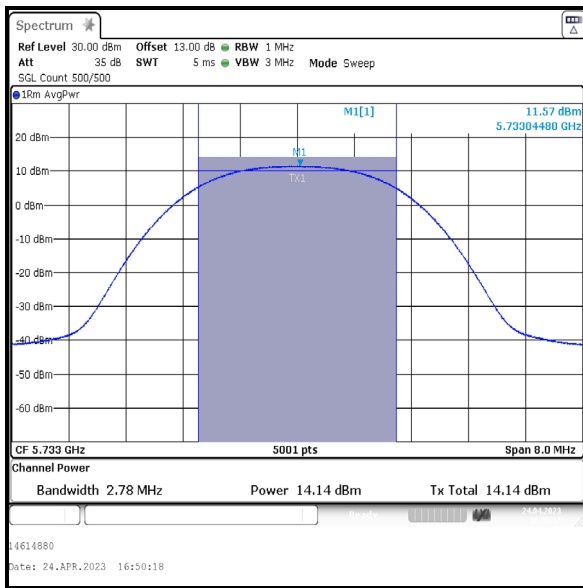
Channel	Frequency (MHz)	Conducted Power (dBm)	Limit (dBm)	Margin (dB)	Result
Bottom	5733	3.9	30.0	26.1	Complied
Middle	5788	4.0	30.0	26.0	Complied
Top	5844	3.8	30.0	26.2	Complied



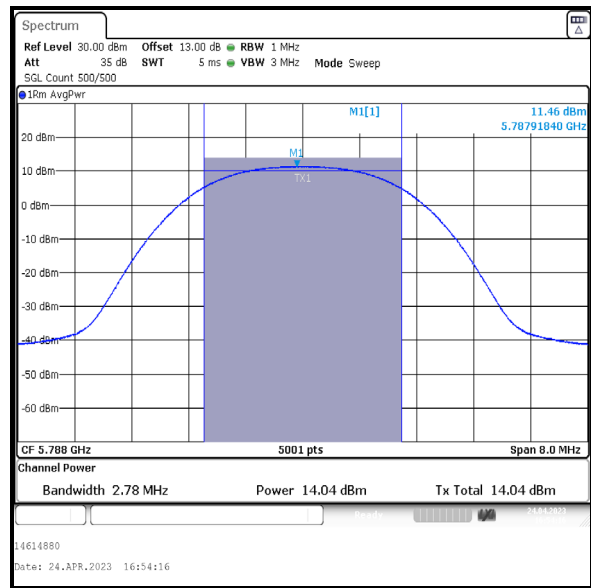
Transmitter Maximum Conducted Output Power (5.725-5.85 GHz band) (continued)

Results: 4DH5 / SISO / Core 0 / ePA

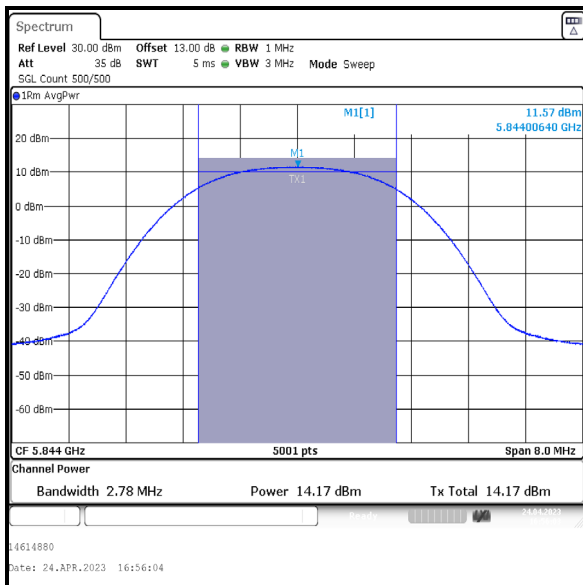
Channel	Frequency (MHz)	Conducted Power (dBm)	Limit (dBm)	Margin (dB)	Result
Bottom	5733	14.1	30.0	15.9	Complied
Middle	5788	14.0	30.0	16.0	Complied
Top	5844	14.2	30.0	15.8	Complied



Bottom Channel



Middle Channel

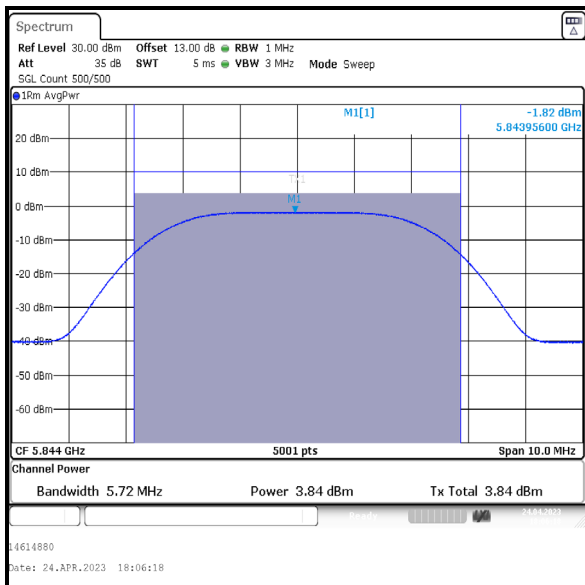
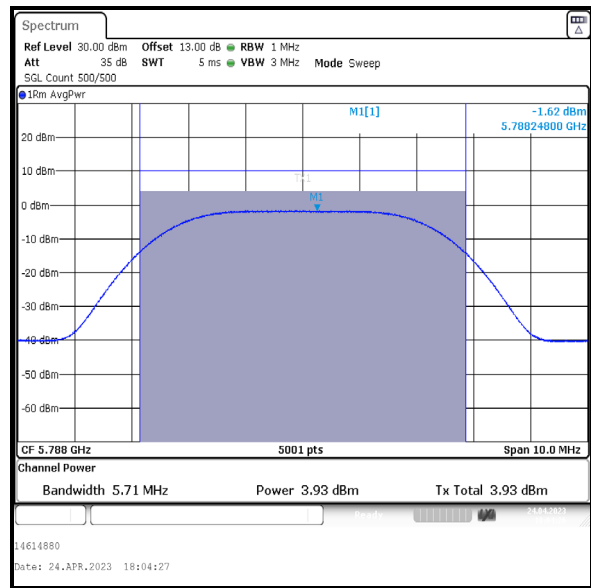
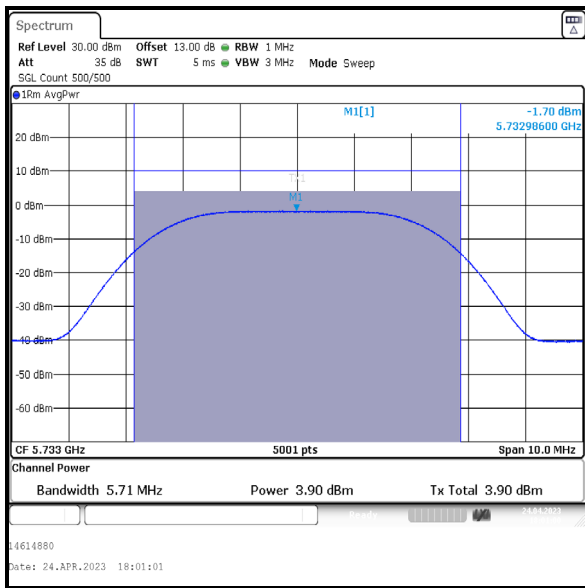


Top Channel

Transmitter Maximum Conducted Output Power (5.725-5.85 GHz band) (continued)

Results: 8DH5 / SISO / Core 0 / iPA

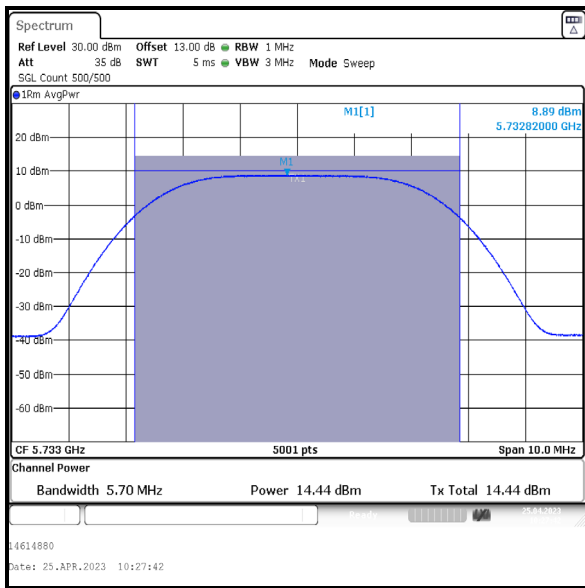
Channel	Frequency (MHz)	Conducted Power (dBm)	Limit (dBm)	Margin (dB)	Result
Bottom	5733	3.9	30.0	26.1	Complied
Middle	5788	3.9	30.0	26.1	Complied
Top	5844	3.8	30.0	26.2	Complied



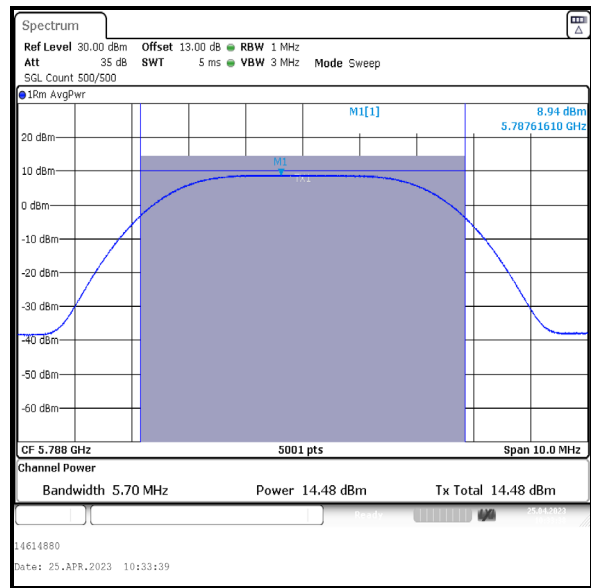
Transmitter Maximum Conducted Output Power (5.725-5.85 GHz band) (continued)

Results: 8DH5 / SISO / Core 0 / ePA

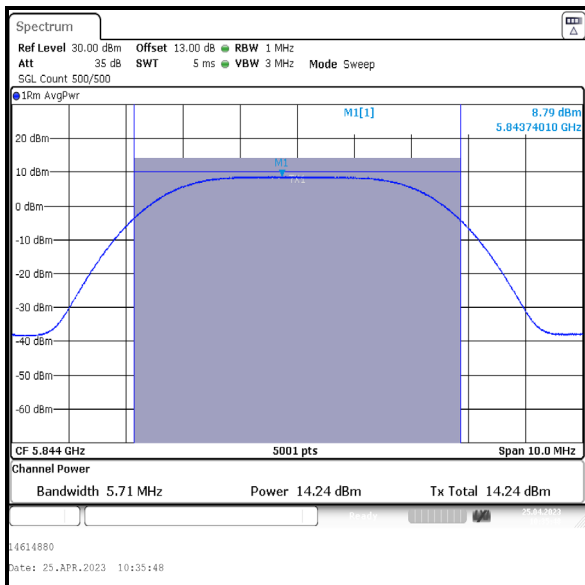
Channel	Frequency (MHz)	Conducted Power (dBm)	Limit (dBm)	Margin (dB)	Result
Bottom	5733	14.4	30.0	15.6	Complied
Middle	5788	14.5	30.0	15.5	Complied
Top	5844	14.2	30.0	15.8	Complied



Bottom Channel



Middle Channel

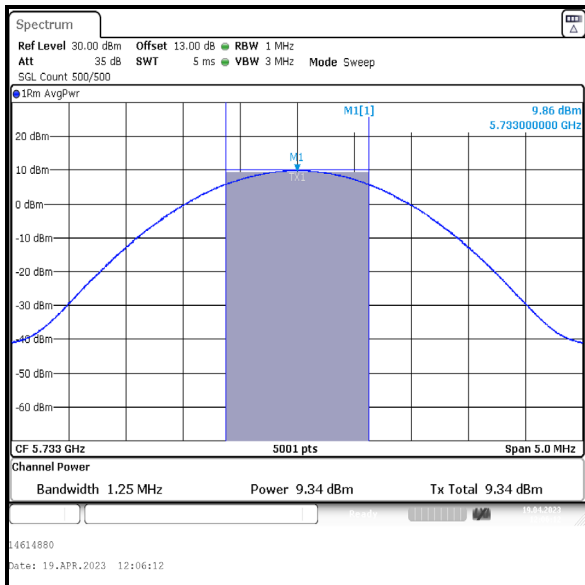


Top Channel

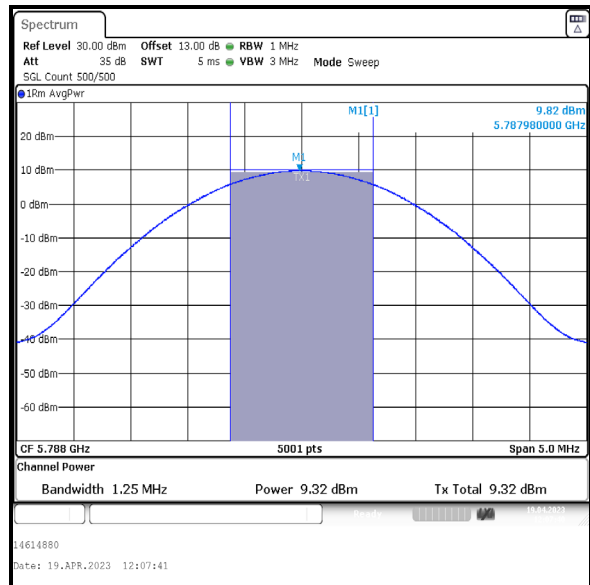
Transmitter Maximum Conducted Output Power (5.725-5.85 GHz band) (continued)

Results: DH5 / SISO / Core 1 / iPA

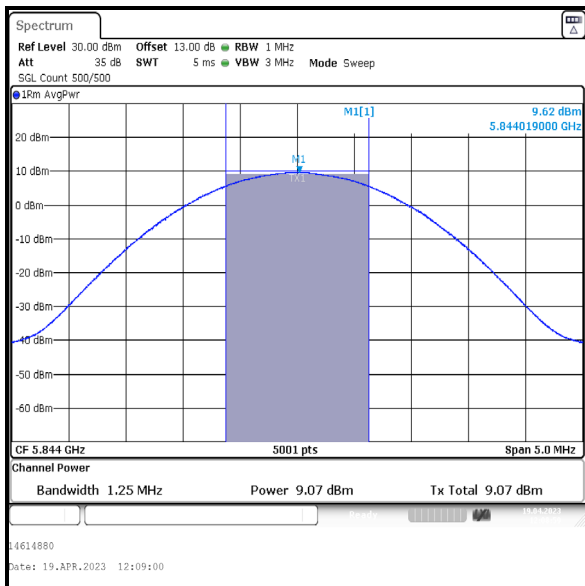
Channel	Frequency (MHz)	Conducted Power (dBm)	Duty cycle correction factor (dB)	Corrected Conducted Power (dBm)	Limit (dBm)	Margin (dB)	Result
Bottom	5733	9.3	1.1	10.4	30.0	19.6	Complied
Middle	5788	9.3	1.1	10.4	30.0	19.6	Complied
Top	5844	9.1	1.1	10.2	30.0	19.8	Complied



Bottom Channel



Middle Channel

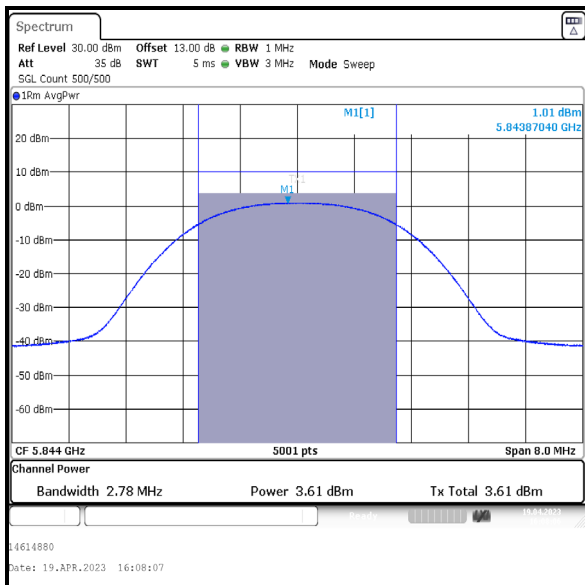
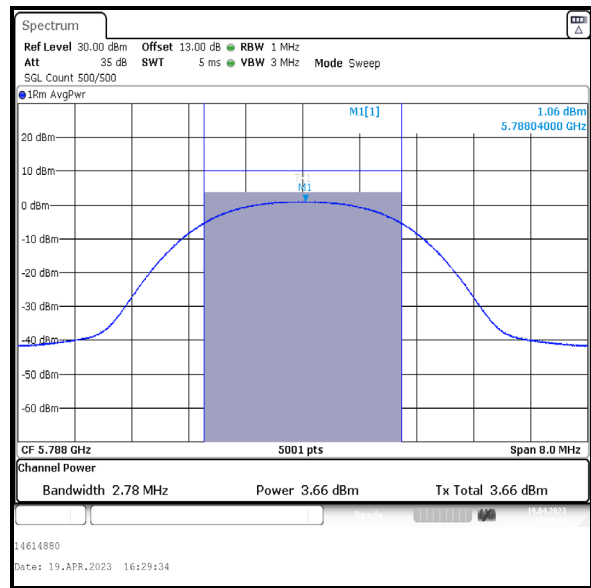
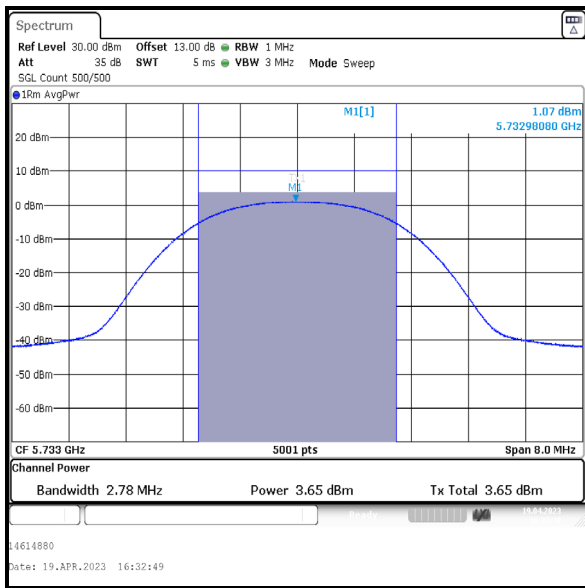


Top Channel

Transmitter Maximum Conducted Output Power (5.725-5.85 GHz band) (continued)

Results: 4DH5 / SISO / Core 1 / iPA

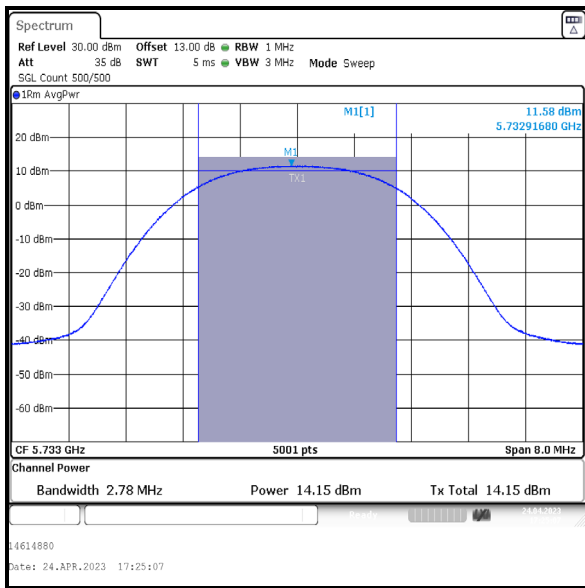
Channel	Frequency (MHz)	Conducted Power (dBm)	Limit (dBm)	Margin (dB)	Result
Bottom	5733	3.7	30.0	26.3	Complied
Middle	5788	3.7	30.0	26.3	Complied
Top	5844	3.6	30.0	26.4	Complied



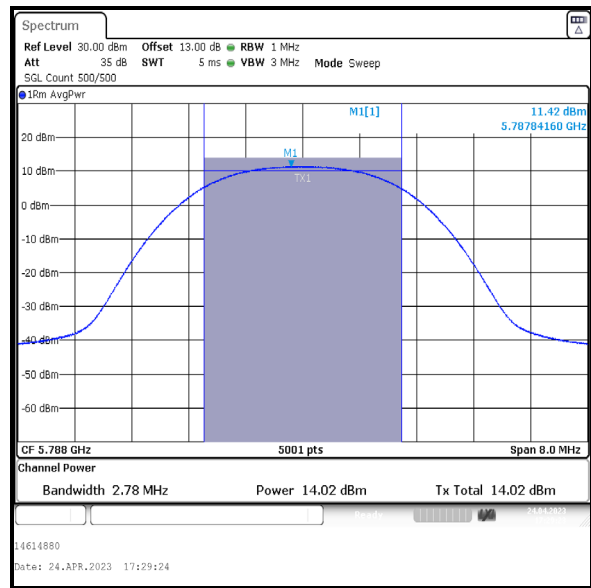
Transmitter Maximum Conducted Output Power (5.725-5.85 GHz band) (continued)

Results: 4DH5 / SISO / Core 1 / ePA

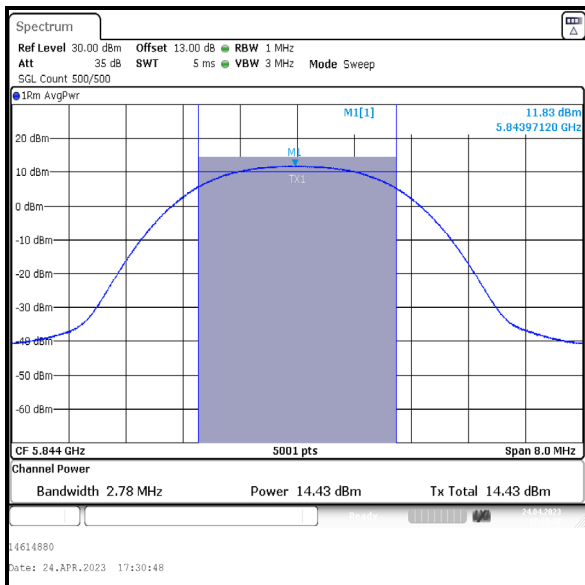
Channel	Frequency (MHz)	Conducted Power (dBm)	Limit (dBm)	Margin (dB)	Result
Bottom	5733	14.2	30.0	15.8	Complied
Middle	5788	14.0	30.0	16.0	Complied
Top	5844	14.4	30.0	15.6	Complied



Bottom Channel



Middle Channel

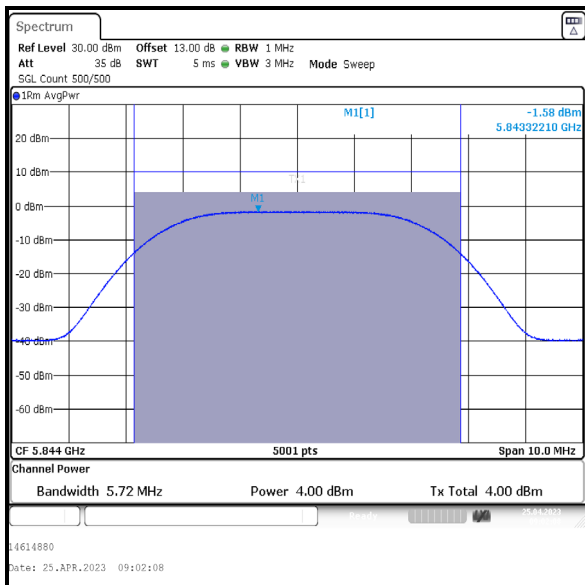
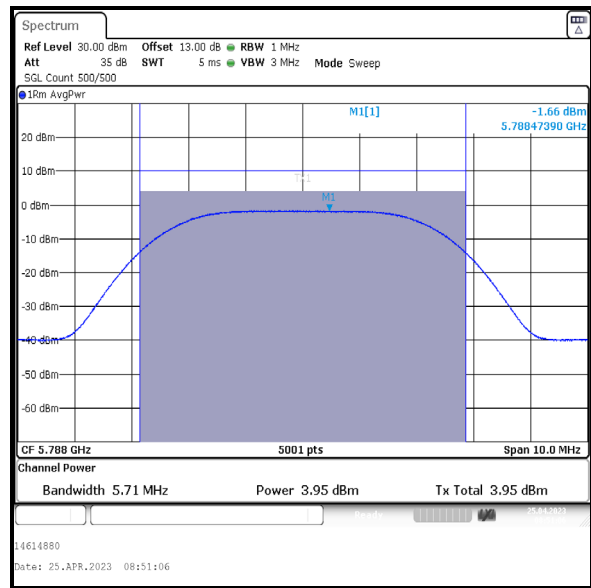
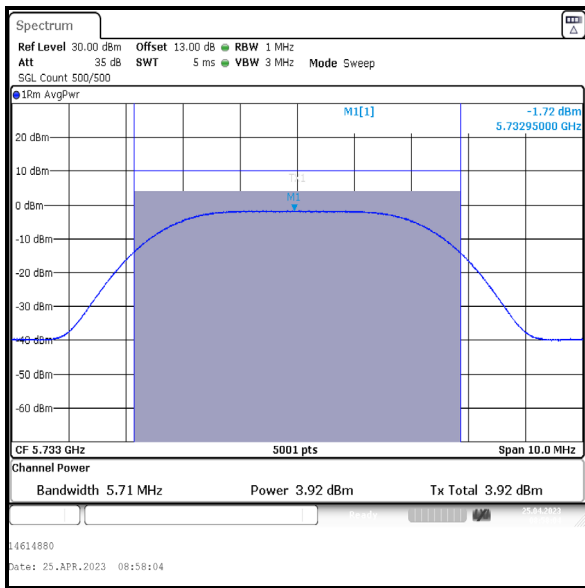


Top Channel

Transmitter Maximum Conducted Output Power (5.725-5.85 GHz band) (continued)

Results: 8DH5 / SISO / Core 1 / iPA

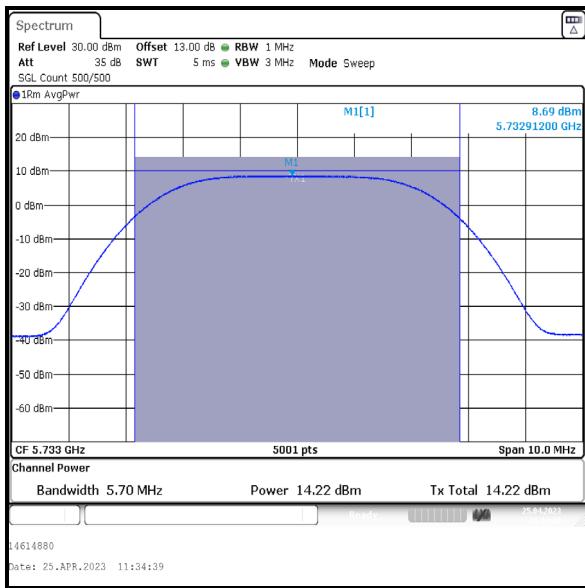
Channel	Frequency (MHz)	Conducted Power (dBm)	Limit (dBm)	Margin (dB)	Result
Bottom	5733	3.9	30.0	26.1	Complied
Middle	5788	4.0	30.0	26.0	Complied
Top	5844	4.0	30.0	26.0	Complied



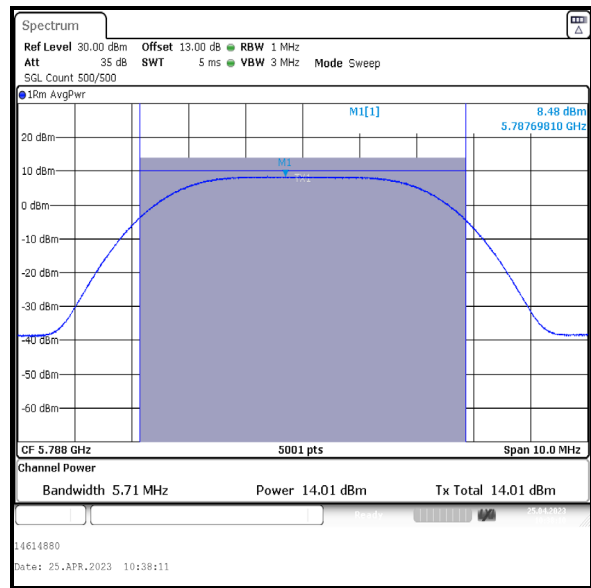
Transmitter Maximum Conducted Output Power (5.725-5.85 GHz band) (continued)

Results: 8DH5 / SISO / Core 1 / ePA

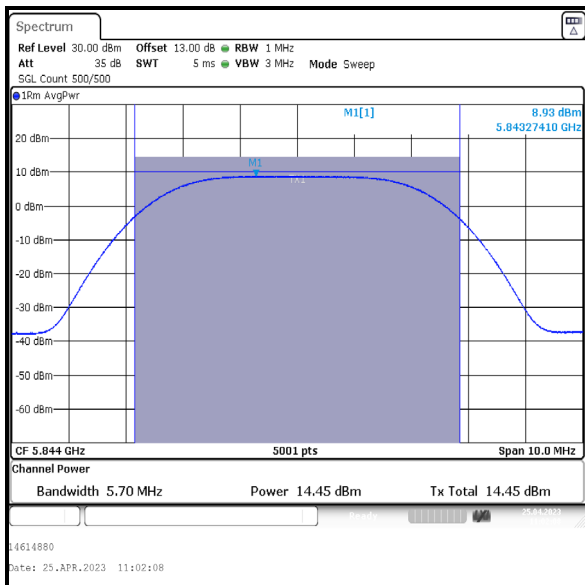
Channel	Frequency (MHz)	Conducted Power (dBm)	Limit (dBm)	Margin (dB)	Result
Bottom	5733	14.2	30.0	15.8	Complied
Middle	5788	14.0	30.0	16.0	Complied
Top	5844	14.5	30.0	15.5	Complied



Bottom Channel



Middle Channel



Top Channel

Transmitter Maximum Conducted Output Power (5.725-5.85 GHz band) (continued)**Results: DH5 / Beamforming / Core 0 + Core 1 / iPA**

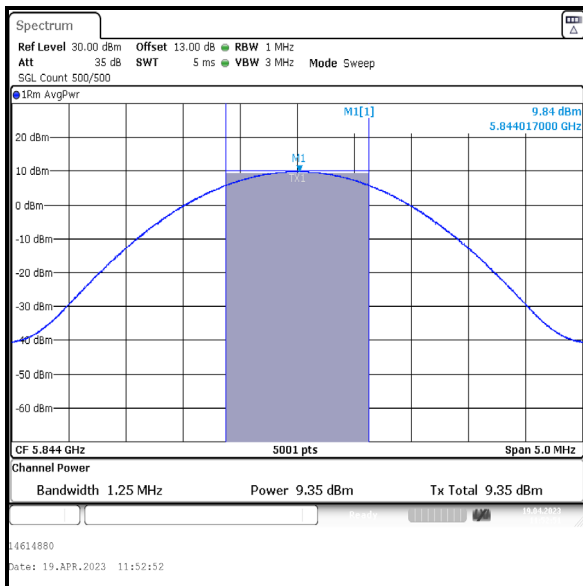
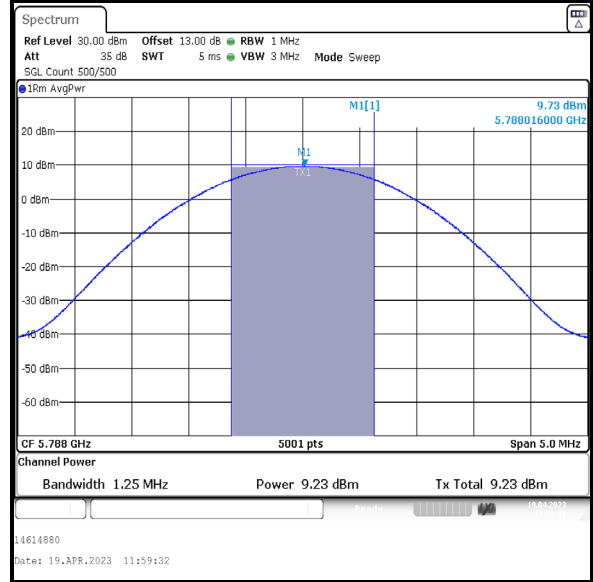
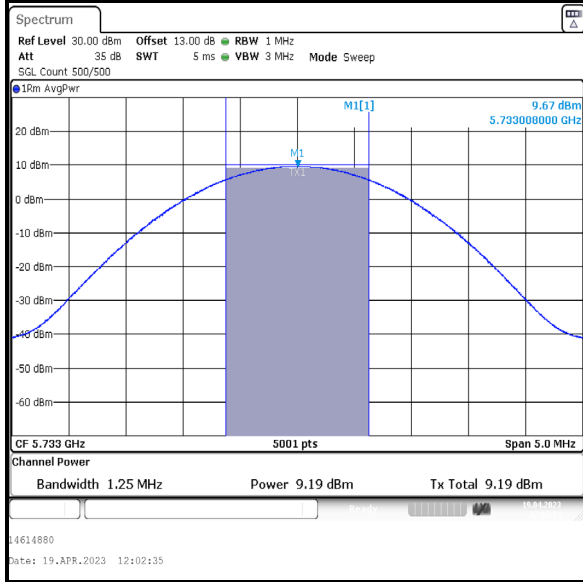
Channel	Frequency (MHz)	Core 0			Core 1		
		Conducted Power (dBm)	Duty Cycle correction factor (dB)	Corrected Conducted Power (dBm)	Conducted Power (dBm)	Duty Cycle correction factor (dB)	Corrected Conducted Power (dBm)
Bottom	5733	9.2	1.1	10.3	8.8	1.1	9.9
Middle	5788	9.2	1.1	10.3	8.6	1.1	9.7
Top	5844	9.4	1.1	10.5	8.7	1.1	9.8

Channel	Frequency (MHz)	Corrected Conducted Power Core 0 (dBm)	Corrected Conducted Power Core 1 (dBm)	Combined Conducted Power (dBm)	Limit (dBm)	Margin (dB)	Result
Bottom	5733	10.3	9.9	13.1	27.8	14.7	Complied
Middle	5788	10.3	9.7	13.0	27.8	14.8	Complied
Top	5844	10.5	9.8	13.2	27.8	14.6	Complied

Transmitter Maximum Conducted Output Power (5.725-5.85 GHz band) (continued)

Results: DH5 / Beamforming / Core 0 + Core 1 / iPA

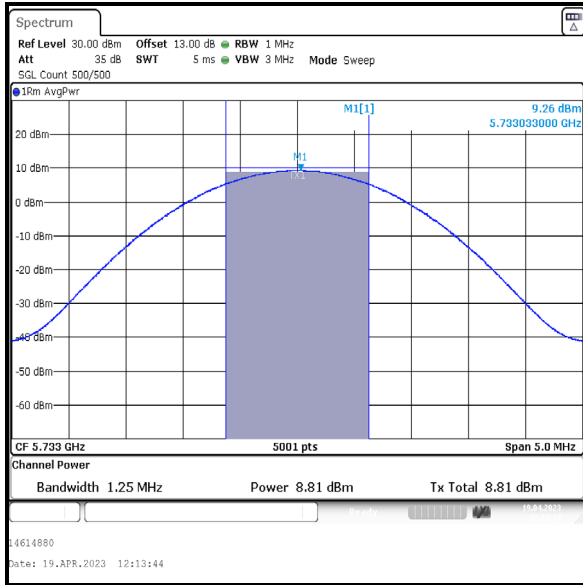
Results: Core 0



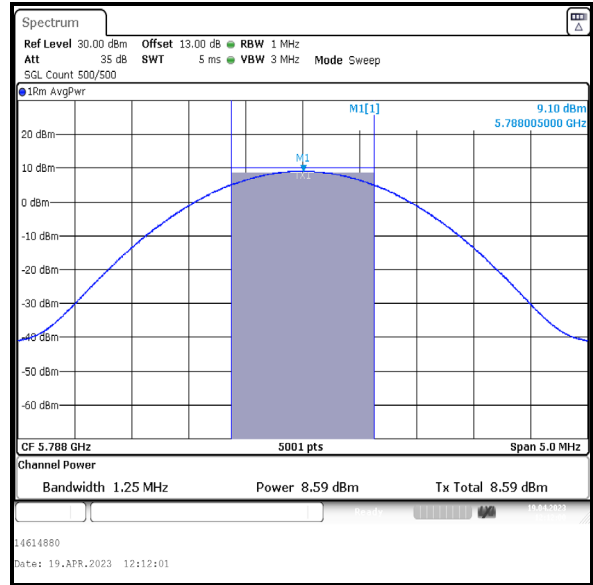
Transmitter Maximum Conducted Output Power (5.725-5.85 GHz band) (continued)

Results: DH5 / Beamforming / Core 0 + Core 1 / iPA

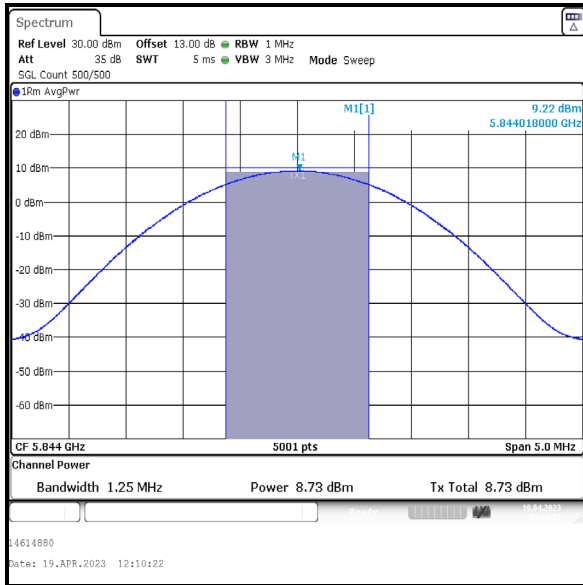
Results: Core 1



Bottom Channel



Middle Channel



Top Channel