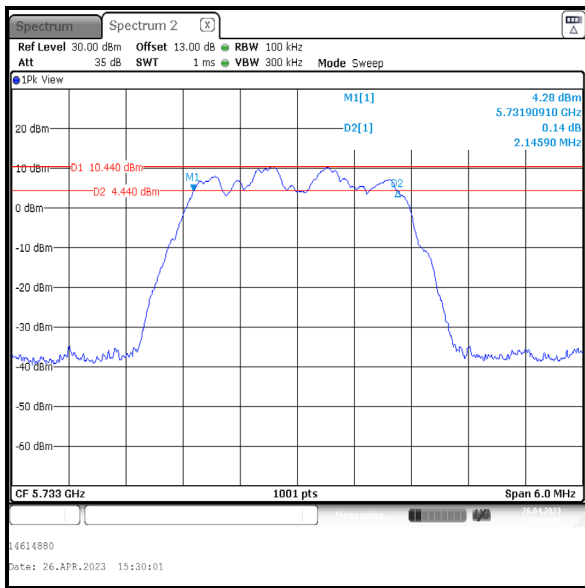


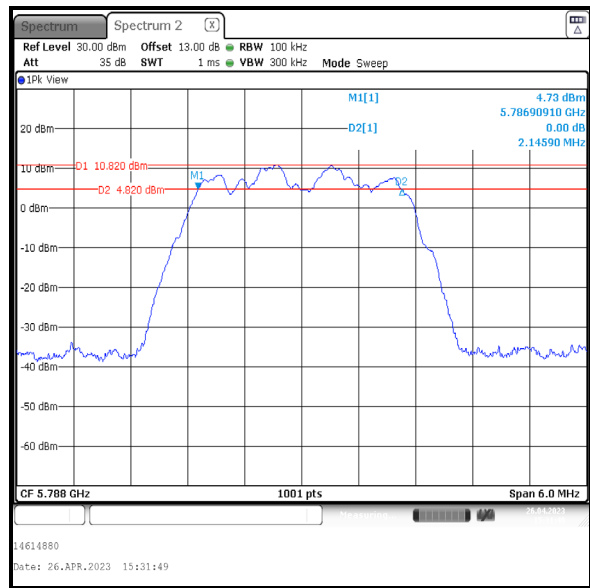
**Transmitter Minimum 6 dB Bandwidth (5.725-5.85 GHz band) (continued)**

**Results: 4DH5 / SISO / Core 1 / ePA**

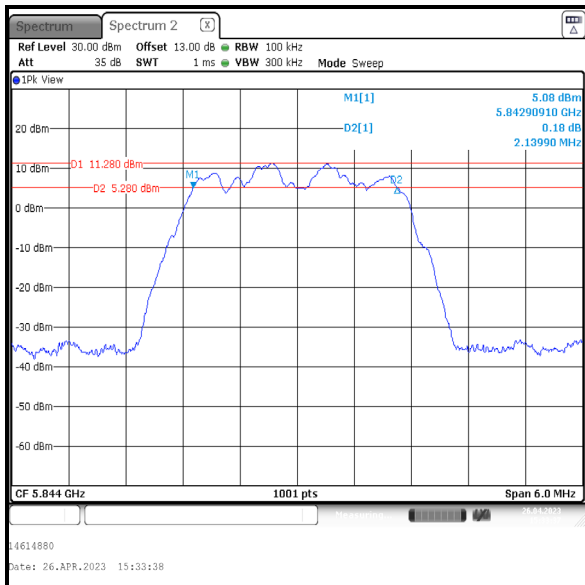
Channel	6 dB Bandwidth (kHz)	Limit (kHz)	Margin (kHz)	Result
Bottom	2145.900	≥500	1645.900	Complied
Middle	2145.900	≥500	1645.900	Complied
Top	2139.900	≥500	1639.900	Complied



Bottom Channel



Middle Channel

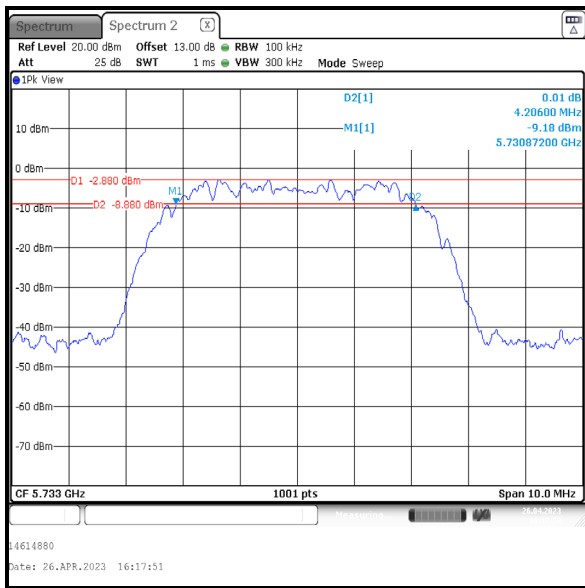


Top Channel

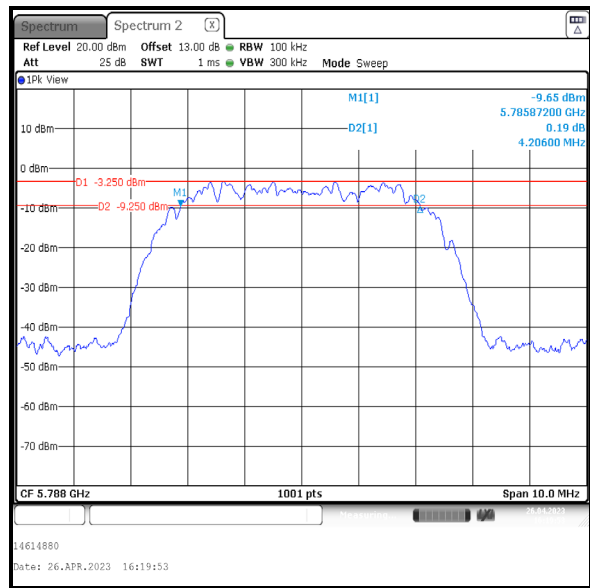
**Transmitter Minimum 6 dB Bandwidth (5.725-5.85 GHz band) (continued)**

**Results: 8DH5 / SISO / Core 1 / iPA**

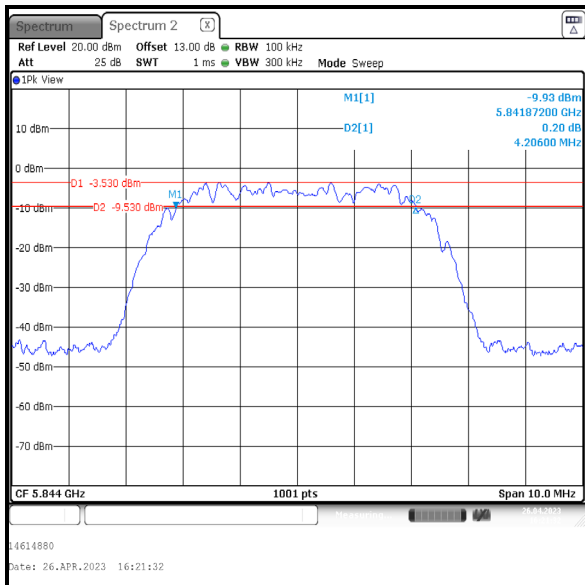
Channel	6 dB Bandwidth (kHz)	Limit (kHz)	Margin (kHz)	Result
Bottom	4206.000	≥500	3706.000	Complied
Middle	4206.000	≥500	3706.000	Complied
Top	4206.000	≥500	3706.000	Complied



Bottom Channel



Middle Channel

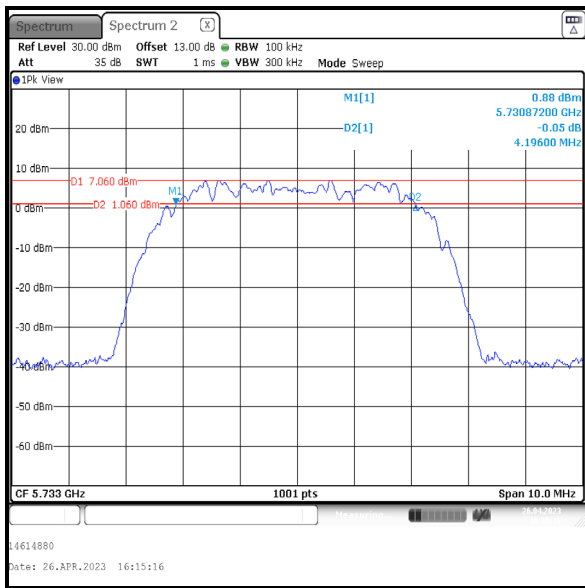


Top Channel

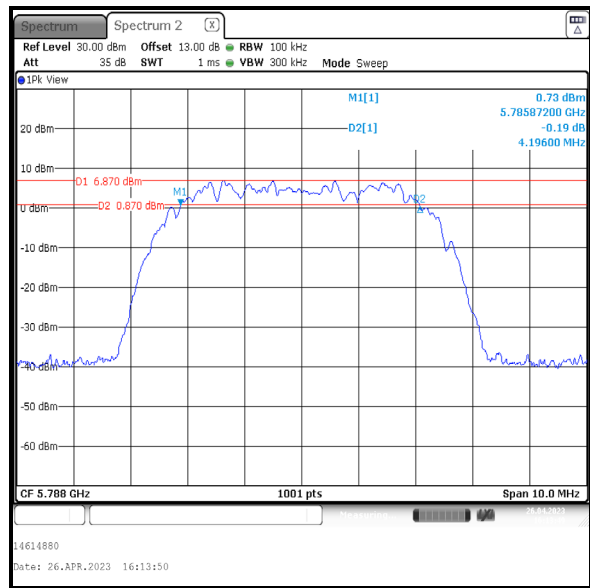
**Transmitter Minimum 6 dB Bandwidth (5.725-5.85 GHz band) (continued)**

**Results: 8DH5 / SISO / Core 1 / ePA**

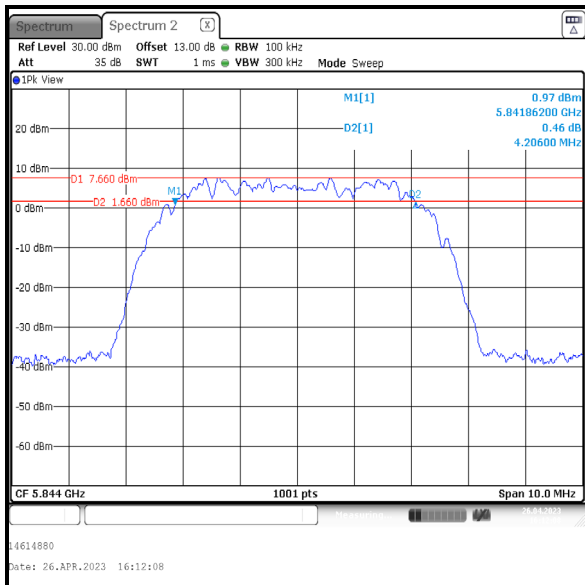
Channel	6 dB Bandwidth (kHz)	Limit (kHz)	Margin (kHz)	Result
Bottom	4196.000	≥500	3696.000	Complied
Middle	4196.000	≥500	3696.000	Complied
Top	4206.000	≥500	3706.000	Complied



Bottom Channel



Middle Channel

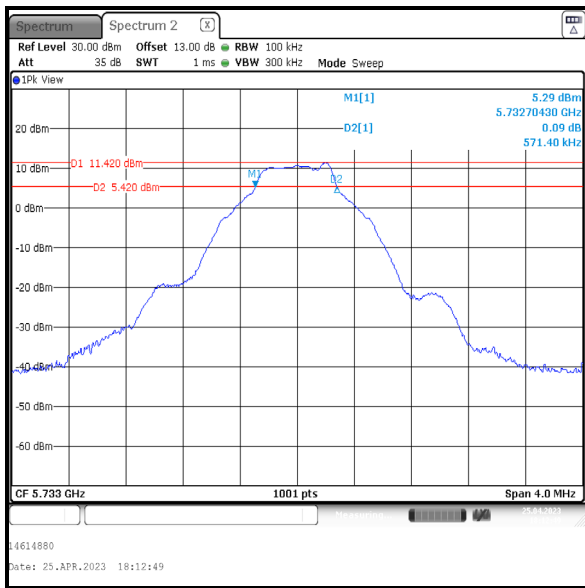


Top Channel

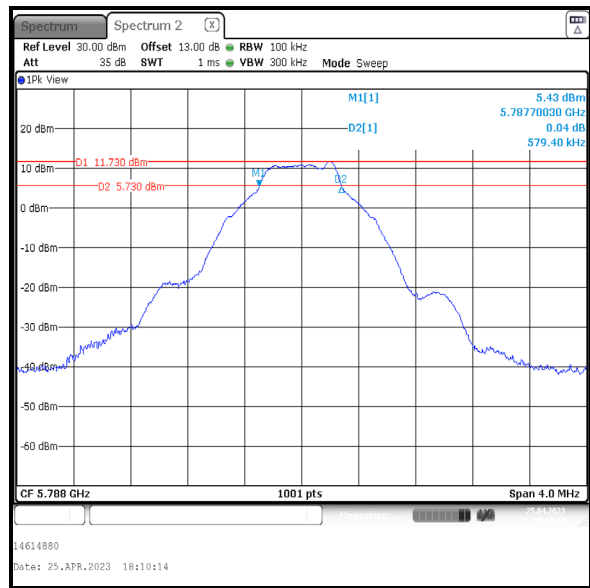
**Transmitter Minimum 6 dB Bandwidth (5.725-5.85 GHz band) (continued)**

**Results: DH5 / Beamforming / Core 0 / iPA**

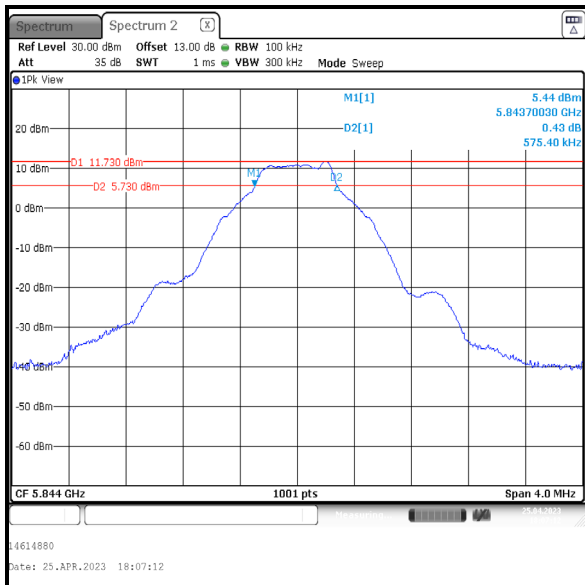
Channel	6 dB Bandwidth (kHz)	Limit (kHz)	Margin (kHz)	Result
Bottom	571.400	≥500	71.400	Complied
Middle	579.400	≥500	79.400	Complied
Top	575.400	≥500	75.400	Complied



Bottom Channel



Middle Channel

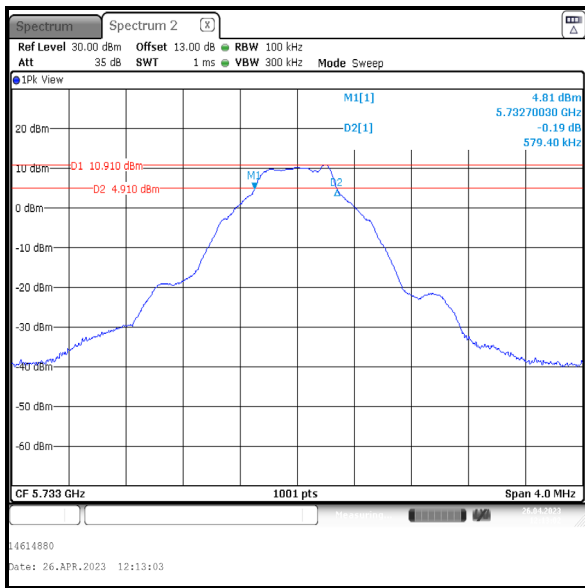


Top Channel

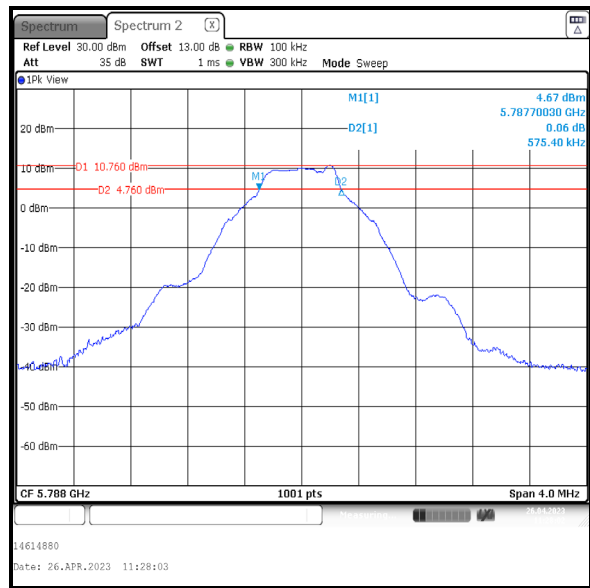
**Transmitter Minimum 6 dB Bandwidth (5.725-5.85 GHz band) (continued)**

**Results: DH5 / Beamforming / Core 1 / iPA**

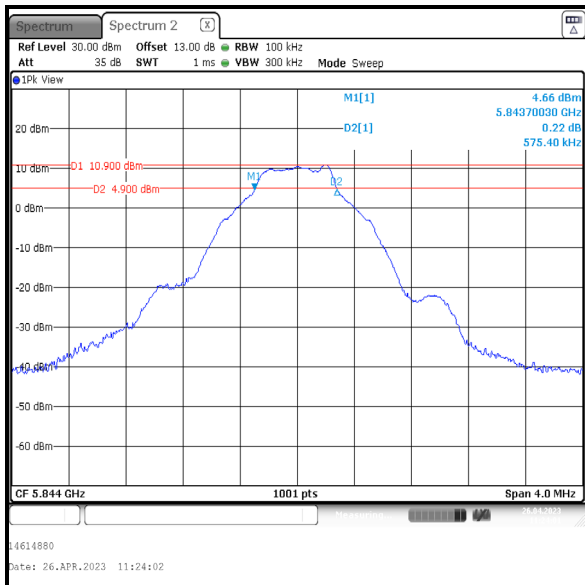
Channel	6 dB Bandwidth (kHz)	Limit (kHz)	Margin (kHz)	Result
Bottom	579.400	≥500	79.400	Complied
Middle	575.400	≥500	75.400	Complied
Top	575.400	≥500	75.400	Complied



Bottom Channel



Middle Channel

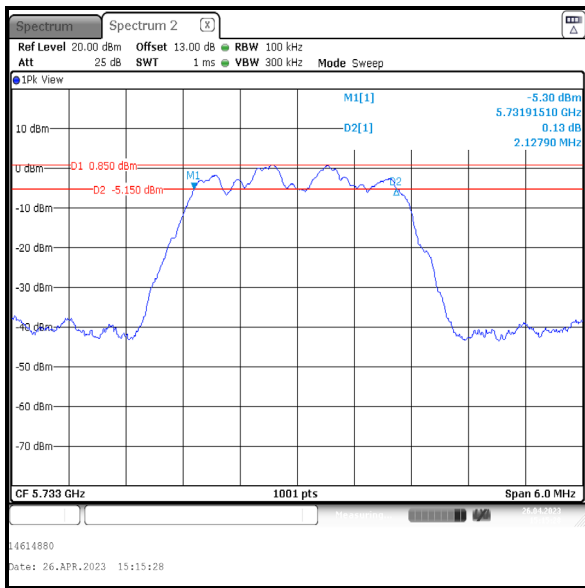


Top Channel

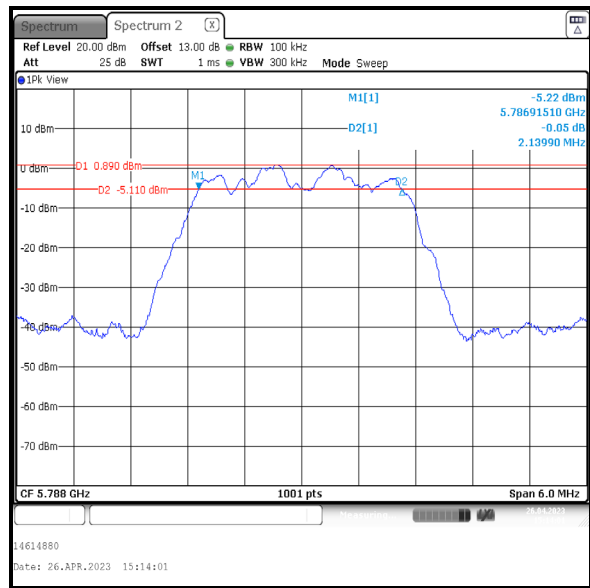
**Transmitter Minimum 6 dB Bandwidth (5.725-5.85 GHz band) (continued)**

**Results: 4DH5 / Beamforming / Core 0 / iPA**

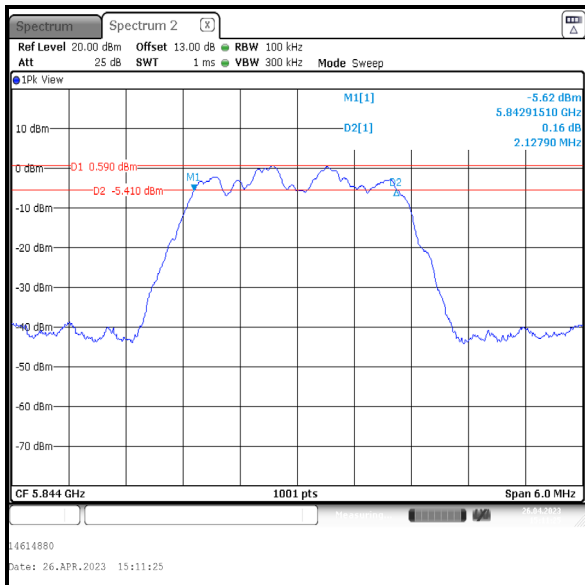
Channel	6 dB Bandwidth (kHz)	Limit (kHz)	Margin (kHz)	Result
Bottom	2127.900	≥500	1627.900	Complied
Middle	2139.900	≥500	1639.900	Complied
Top	2127.900	≥500	1627.900	Complied



Bottom Channel



Middle Channel

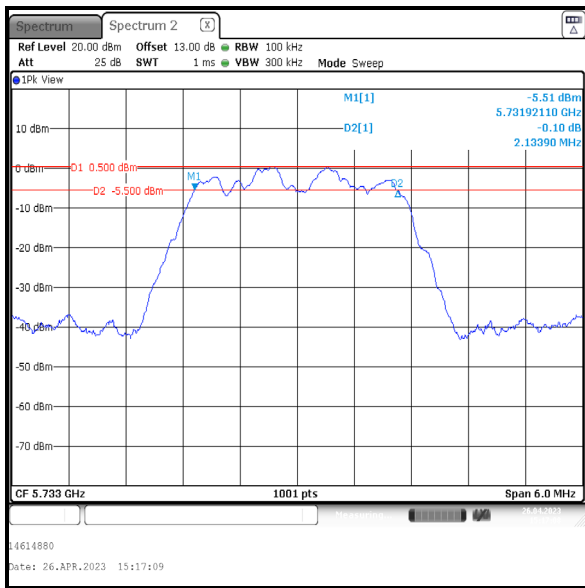


Top Channel

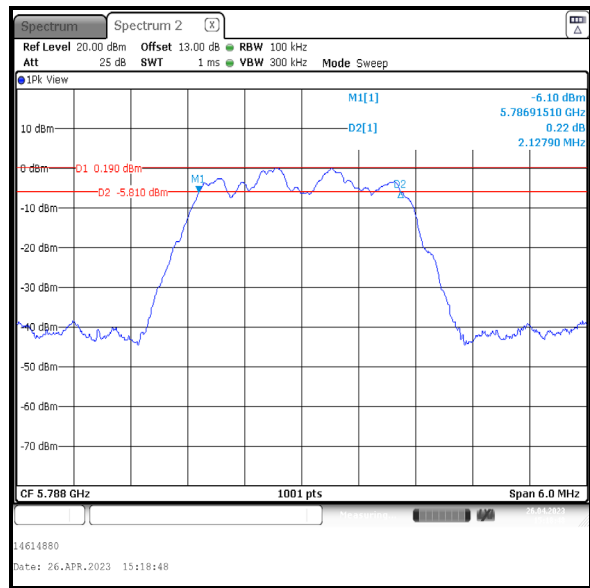
**Transmitter Minimum 6 dB Bandwidth (5.725-5.85 GHz band) (continued)**

**Results: 4DH5 / Beamforming / Core 1 / iPA**

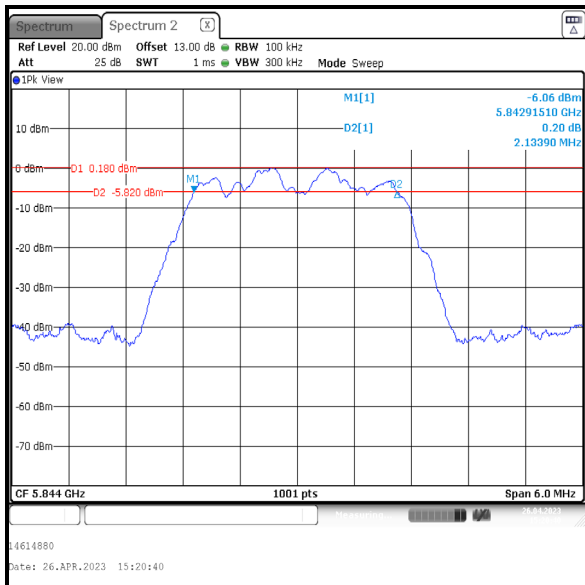
Channel	6 dB Bandwidth (kHz)	Limit (kHz)	Margin (kHz)	Result
Bottom	2133.900	≥500	1633.900	Complied
Middle	2127.900	≥500	1627.900	Complied
Top	2133.900	≥500	1633.900	Complied



Bottom Channel



Middle Channel

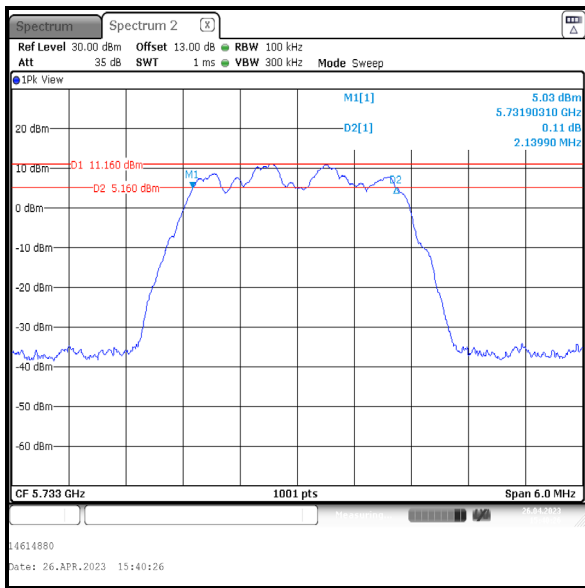


Top Channel

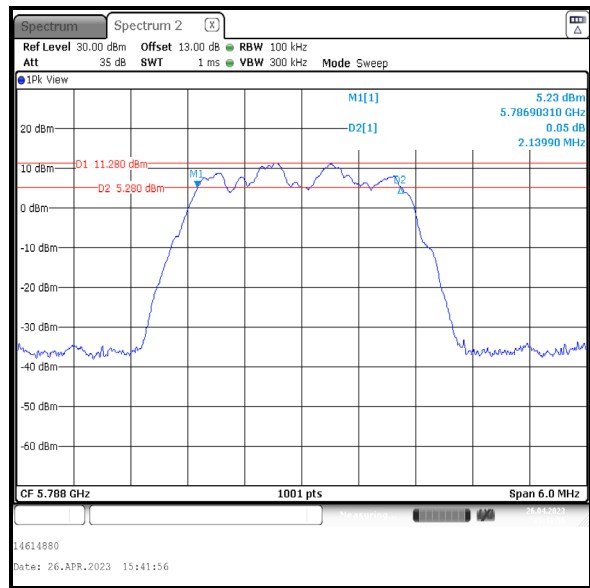
**Transmitter Minimum 6 dB Bandwidth (5.725-5.85 GHz band) (continued)**

**Results: 4DH5 / Beamforming / Core 0 / ePA**

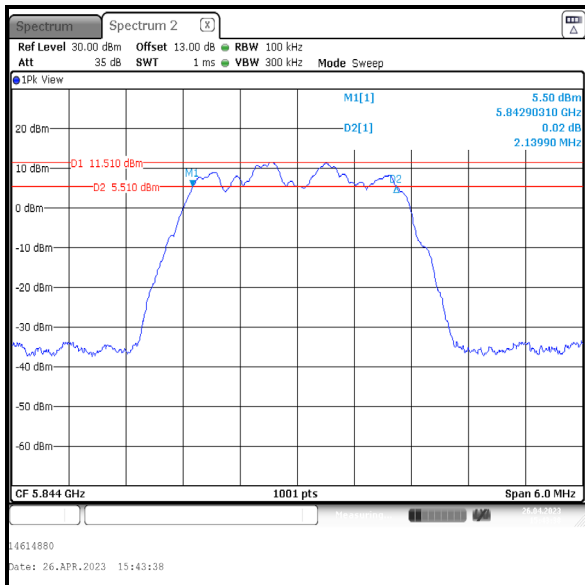
Channel	6 dB Bandwidth (kHz)	Limit (kHz)	Margin (kHz)	Result
Bottom	2139.900	≥500	1639.900	Complied
Middle	2139.900	≥500	1639.900	Complied
Top	2139.900	≥500	1639.900	Complied



Bottom Channel



Middle Channel



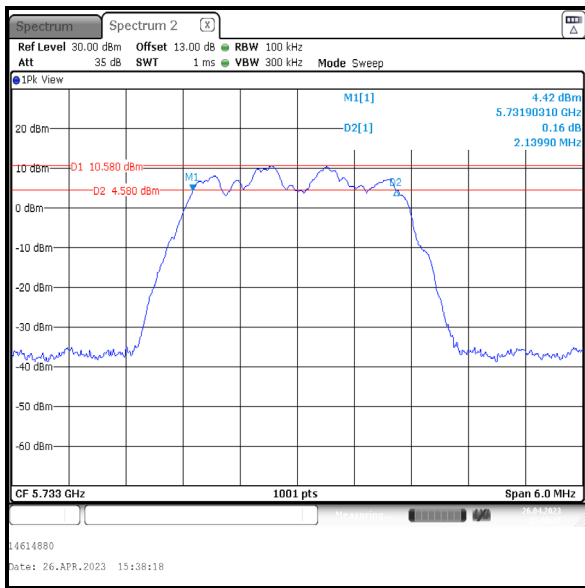
Top Channel



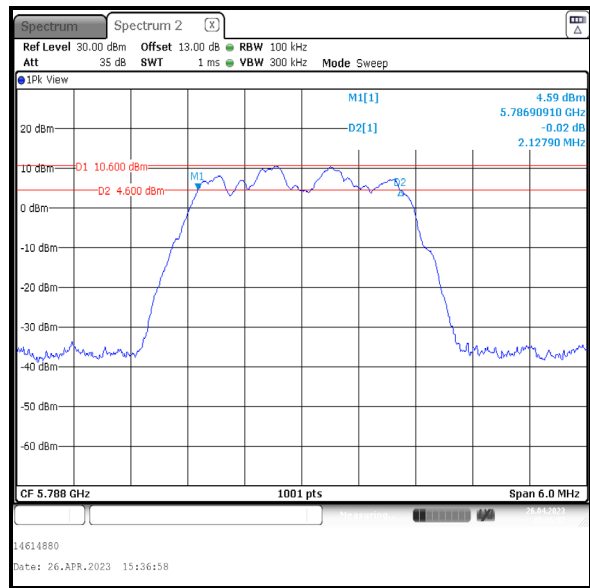
**Transmitter Minimum 6 dB Bandwidth (5.725-5.85 GHz band) (continued)**

**Results: 4DH5 / Beamforming / Core 1 / ePA**

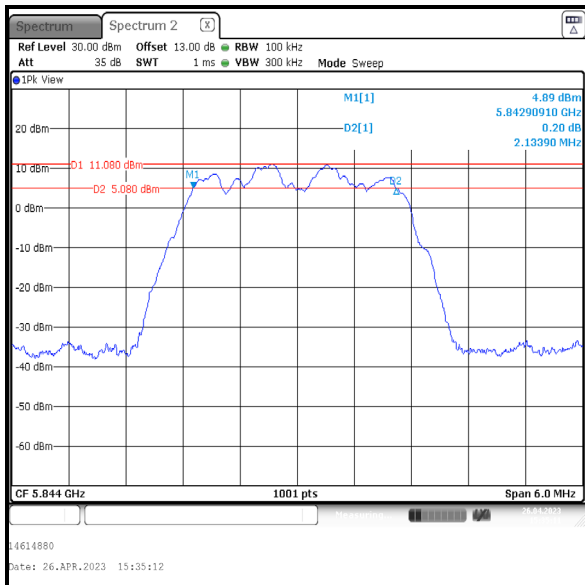
Channel	6 dB Bandwidth (kHz)	Limit (kHz)	Margin (kHz)	Result
Bottom	2139.900	≥500	1639.900	Complied
Middle	2127.900	≥500	1627.900	Complied
Top	2133.900	≥500	1633.900	Complied



Bottom Channel



Middle Channel

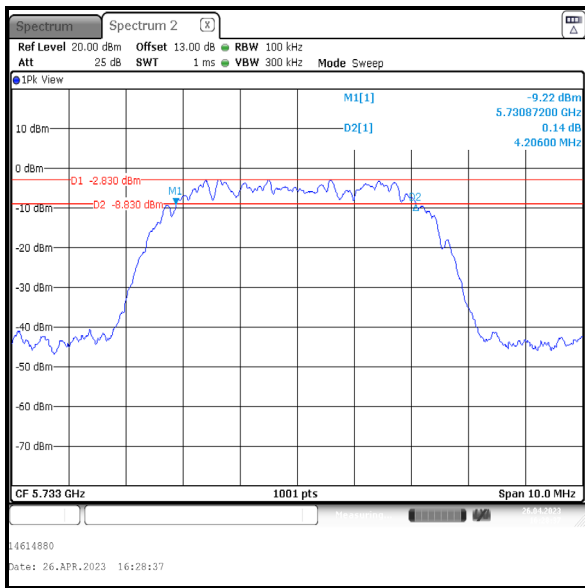


Top Channel

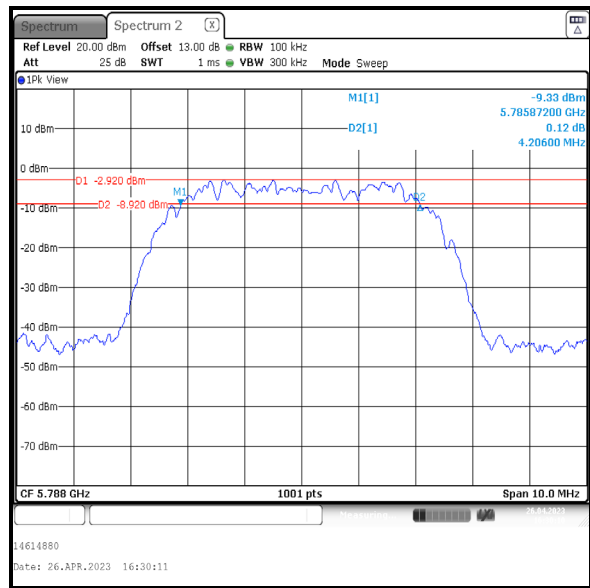
**Transmitter Minimum 6 dB Bandwidth (5.725-5.85 GHz band) (continued)**

**Results: 8DH5 / Beamforming / Core 0 / iPA**

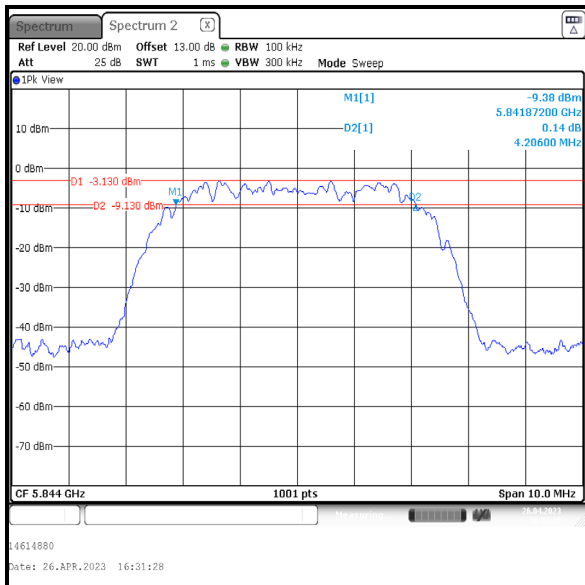
Channel	6 dB Bandwidth (kHz)	Limit (kHz)	Margin (kHz)	Result
Bottom	4206.000	≥500	3706.000	Complied
Middle	4206.000	≥500	3706.000	Complied
Top	4206.000	≥500	3706.000	Complied



Bottom Channel



Middle Channel

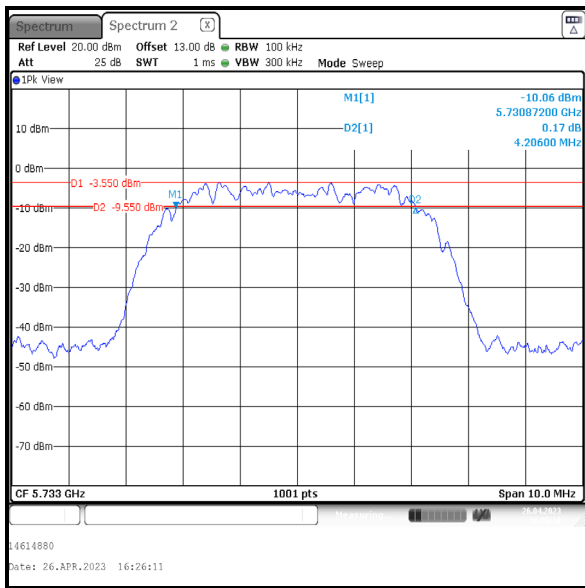


Top Channel

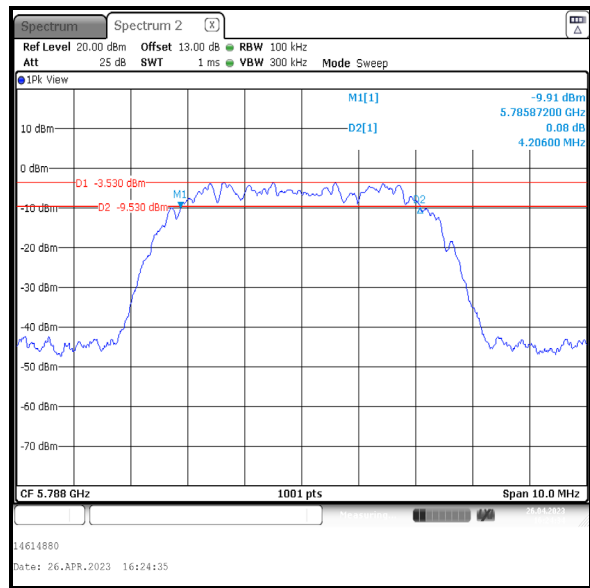
**Transmitter Minimum 6 dB Bandwidth (5.725-5.85 GHz band) (continued)**

**Results: 8DH5 / Beamforming / Core 1 / iPA**

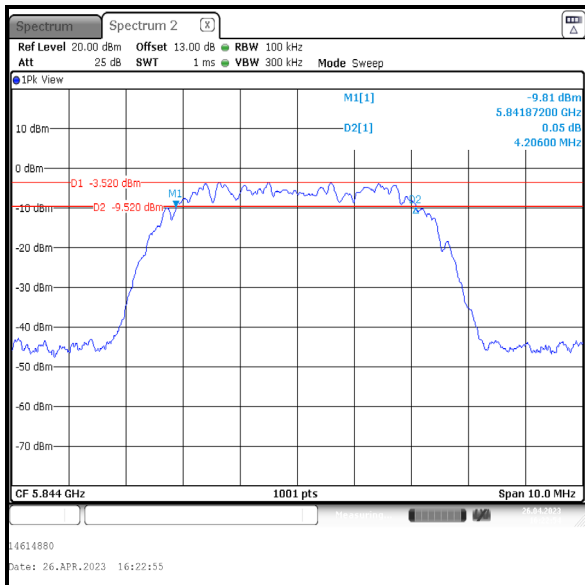
Channel	6 dB Bandwidth (kHz)	Limit (kHz)	Margin (kHz)	Result
Bottom	4206.000	≥500	3706.000	Complied
Middle	4206.000	≥500	3706.000	Complied
Top	4206.000	≥500	3706.000	Complied



Bottom Channel



Middle Channel

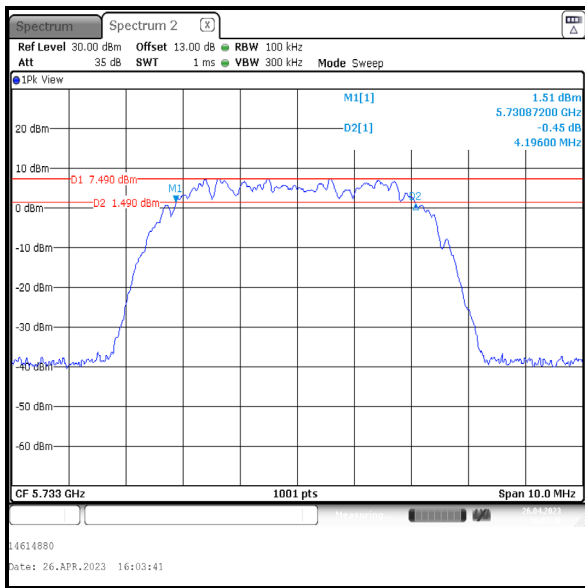


Top Channel

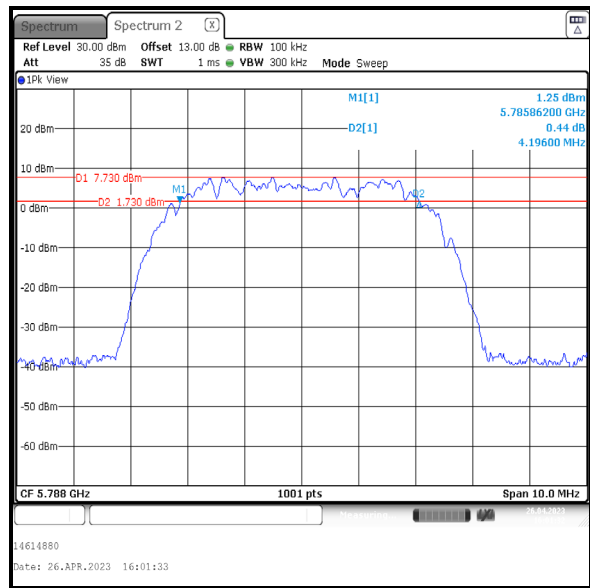
**Transmitter Minimum 6 dB Bandwidth (5.725-5.85 GHz band) (continued)**

**Results: 8DH5 / Beamforming / Core 0 / ePA**

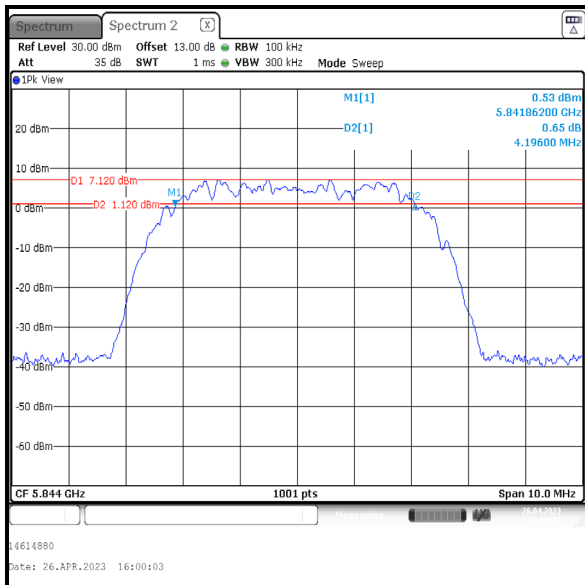
Channel	6 dB Bandwidth (kHz)	Limit (kHz)	Margin (kHz)	Result
Bottom	4196.000	≥500	3696.000	Complied
Middle	4196.000	≥500	3696.000	Complied
Top	4196.000	≥500	3696.000	Complied



Bottom Channel



Middle Channel

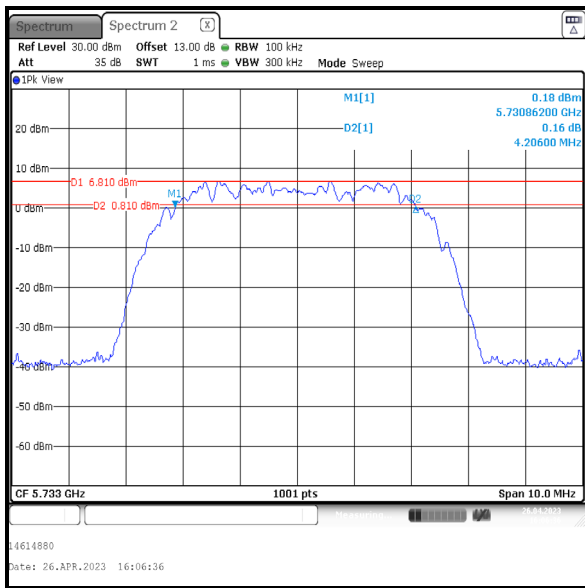


Top Channel

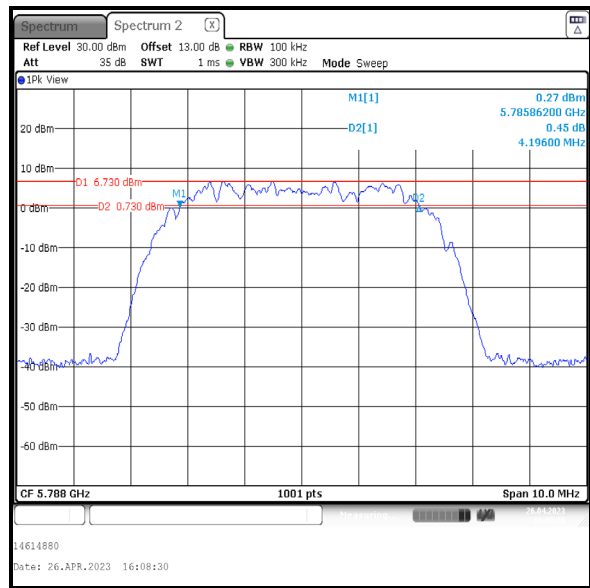
**Transmitter Minimum 6 dB Bandwidth (5.725-5.85 GHz band) (continued)**

**Results: 8DH5 / Beamforming / Core 1 / ePA**

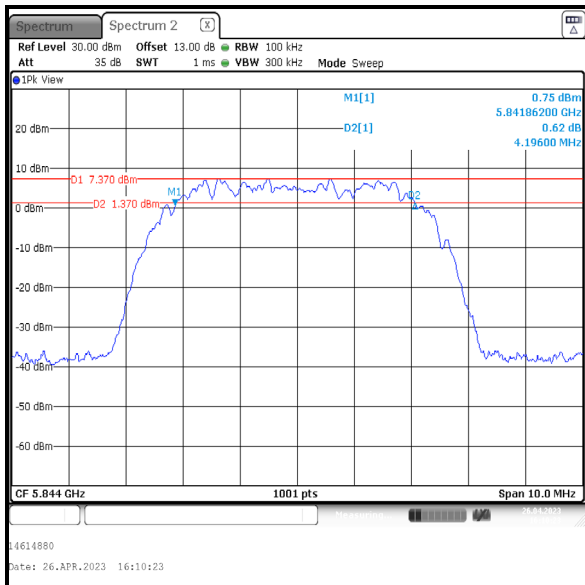
Channel	6 dB Bandwidth (kHz)	Limit (kHz)	Margin (kHz)	Result
Bottom	4206.000	≥500	3706.000	Complied
Middle	4196.000	≥500	3696.000	Complied
Top	4196.000	≥500	3696.000	Complied



Bottom Channel



Middle Channel



Top Channel

## **4.4 Transmitter Maximum Conducted Output Power**

### **4.4.1 5.15-5.25 GHz band**

#### **Test Summary:**

<b>Test Engineers:</b>	Luis Pazos Perez & Jose Bayona	<b>Test Dates:</b>	14 April 2023 to 20 April 2023
<b>Test Sample Serial Numbers:</b>	YFLFCJ6Y31 & QW2GRQFJHY		

<b>FCC Reference:</b>	Part 15.407(a)(1)(iv)
<b>Test Method Used:</b>	KDB 789033 D02 Section II.E.2.b) and II.E.2.d)

#### **Environmental Conditions:**

<b>Temperature (°C):</b>	23
<b>Relative Humidity (%):</b>	30 to 37

#### **Note(s):**

- For conducted power tests where the duty cycle is >98%, the measurements were performed using a signal analyser in accordance with FCC KDB 789033 II.E.2.b) Method SA-1. Where the duty cycle is <98%, the measurements were performed in accordance with FCC KDB 789033 II.E.2.d) Method SA-2. The signal analyser's integration function was used to integrate across the 26 dB emission bandwidth. The resolution bandwidth was set to 1 MHz and video bandwidth 3 MHz. An RMS detector was used and sweep time was set to auto and 500 traces performed. The span was set to encompass the entire 26 dB emission bandwidth. The channel power results are recorded in the tables below.
- For DH5 where the EUT was transmitting at <98% duty cycle, the calculated duty cycle in Section 4.1 was added to the measured power in order to compute the average power during the actual transmission time.
- The Part 15.407(a)(1)(iv) limit shall not exceed 250 mW (24.0 dBm).
- For Beamforming modes, conducted power was measured on both ports and then combined using the measure-and-sum method stated in FCC KDB 662911 D01 Section E)1).
- For details on antenna gains refer to Section 3.4 of this test report.
- For SISO Core 1 modes of operation, the antenna gain is < 6 dBi.
- For SISO Core 0 and Beamforming modes of operation, the antenna gain is > 6 dBi. In accordance with Part 15.407(a)(1)(iv), the limit was reduced by the amount in dB the antenna gain exceeds 6 dBi. Therefore the limit of 24 dBm has been reduced by using the following calculation:  

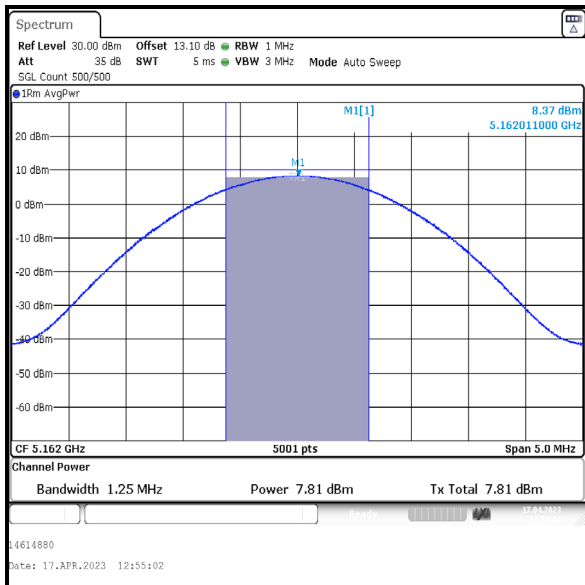
$$\text{SISO / Core 0: } 24 \text{ dBm} - 0.6 \text{ dB} = 23.4 \text{ dBm}$$

$$\text{Beamforming / Core 0 + Core 1: } 24 \text{ dBm} - 2.5 \text{ dB} = 21.5 \text{ dBm}$$
- The signal analyser was connected to the RF port on the EUT using suitable attenuation and RF cable. An RF level offset was entered on the signal analyser to compensate for the loss of the attenuator and RF cable.

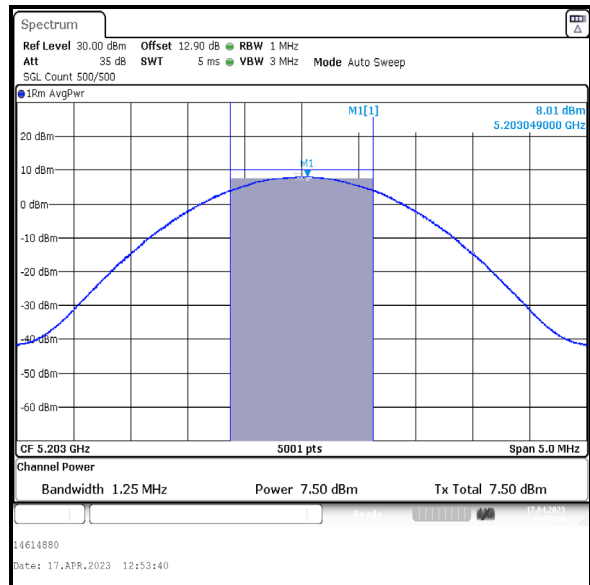
**Transmitter Maximum Conducted Output Power (5.15-5.25 GHz band) (continued)**

**Results: DH5 / SISO / Core 0 / iPA**

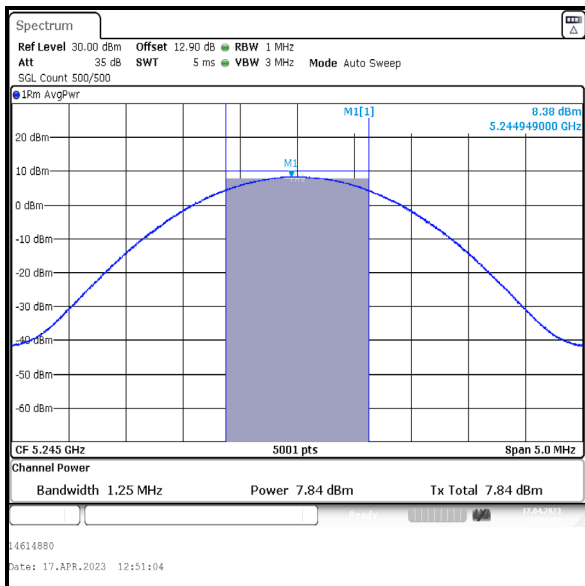
Channel	Frequency (MHz)	Conducted Power (dBm)	Duty cycle correction factor (dB)	Corrected Conducted Power (dBm)	Limit (dBm)	Margin (dB)	Result
Bottom	5162	7.8	1.1	8.9	23.4	14.5	Complied
Middle	5203	7.5	1.1	8.6	23.4	14.8	Complied
Top	5245	7.8	1.1	8.9	23.4	14.5	Complied



**Bottom Channel**



**Middle Channel**

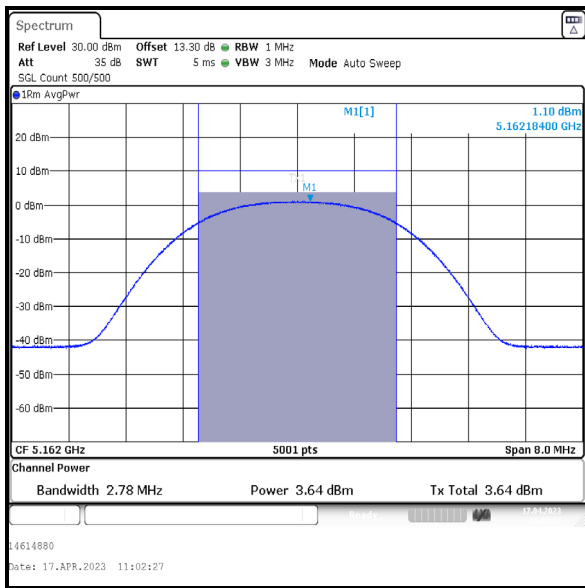


**Top Channel**

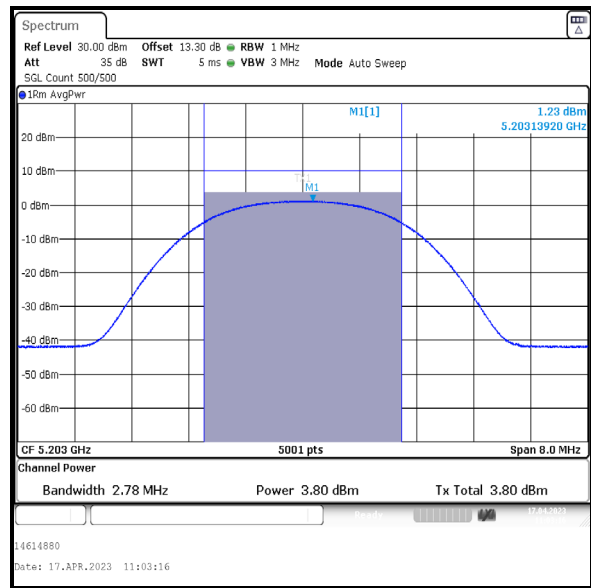
**Transmitter Maximum Conducted Output Power (5.15-5.25 GHz band) (continued)**

**Results: 4DH5 / SISO / Core 0 / iPA**

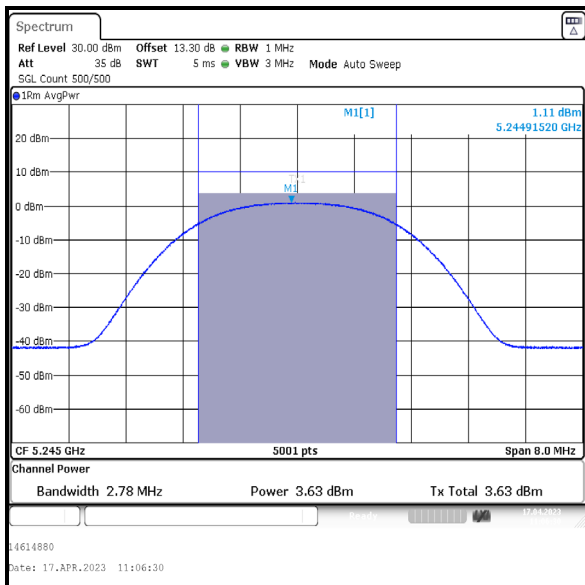
Channel	Frequency (MHz)	Conducted Power (dBm)	Limit (dBm)	Margin (dB)	Result
Bottom	5162	3.6	23.4	19.8	Complied
Middle	5203	3.8	23.4	19.6	Complied
Top	5245	3.6	23.4	19.8	Complied



**Bottom Channel**



**Middle Channel**



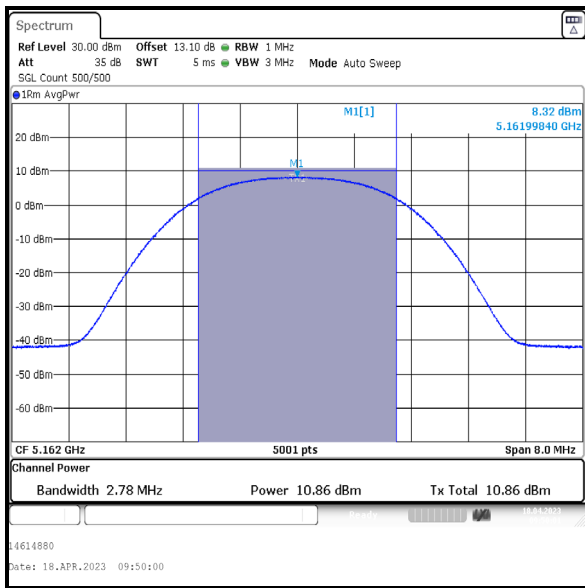
**Top Channel**



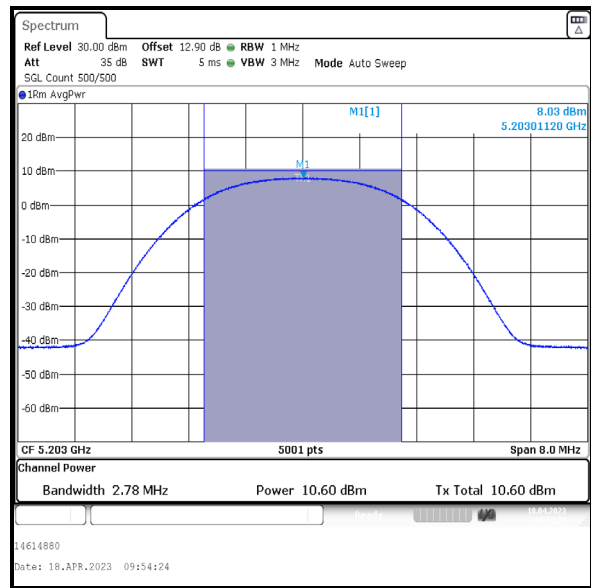
**Transmitter Maximum Conducted Output Power (5.15-5.25 GHz band) (continued)**

**Results: 4DH5 / SISO / Core 0 / ePA**

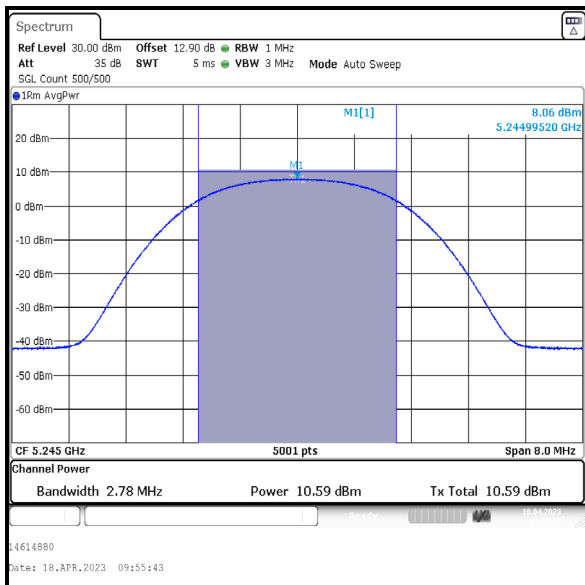
Channel	Frequency (MHz)	Conducted Power (dBm)	Limit (dBm)	Margin (dB)	Result
Bottom	5162	10.9	23.4	12.5	Complied
Middle	5203	10.6	23.4	12.8	Complied
Top	5245	10.6	23.4	12.8	Complied



**Bottom Channel**



**Middle Channel**

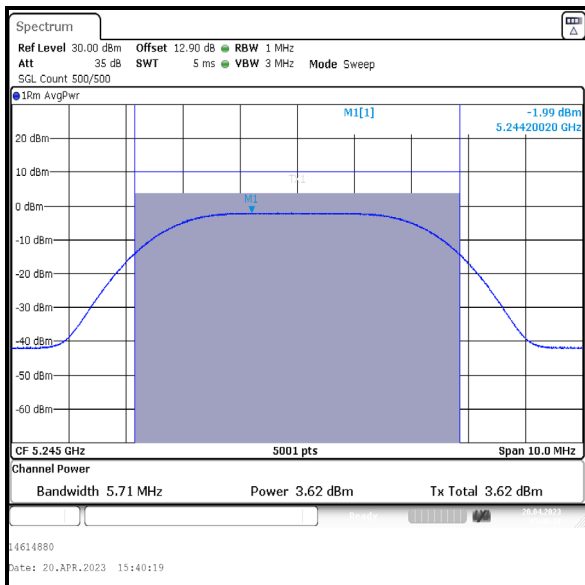
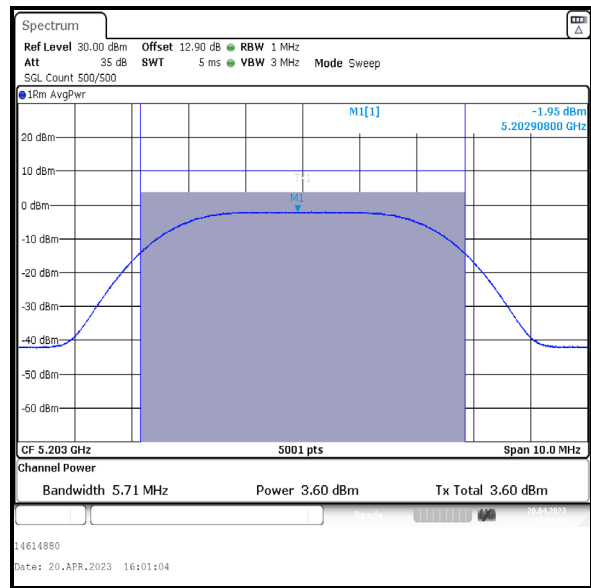
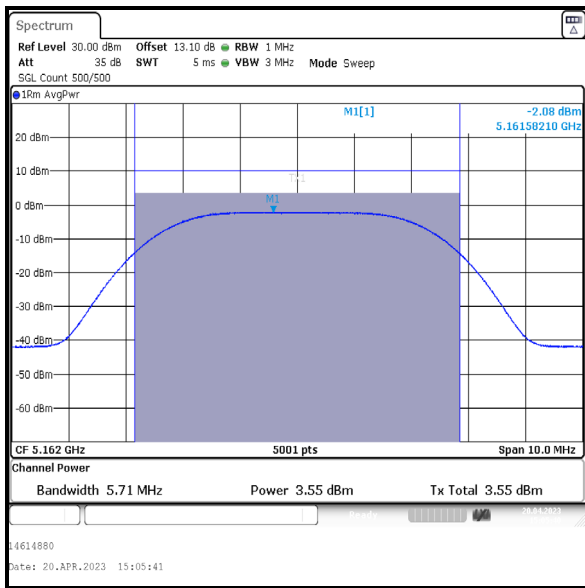


**Top Channel**

**Transmitter Maximum Conducted Output Power (5.15-5.25 GHz band) (continued)**

**Results: 8DH5 / SISO / Core 0 / iPA**

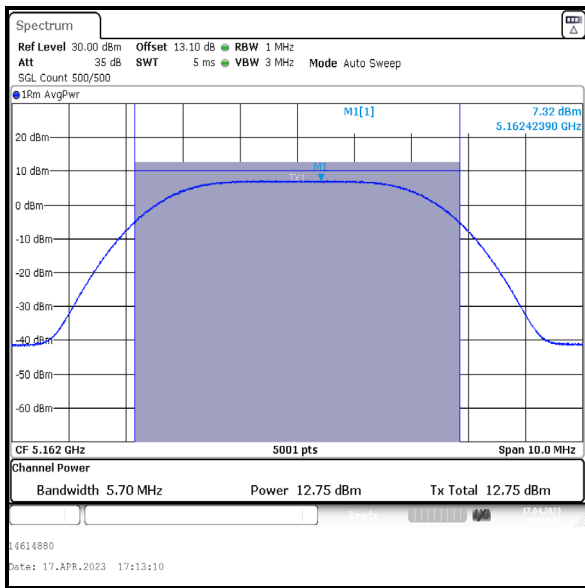
Channel	Frequency (MHz)	Conducted Power (dBm)	Limit (dBm)	Margin (dB)	Result
Bottom	5162	3.6	23.4	19.8	Complied
Middle	5203	3.6	23.4	19.8	Complied
Top	5245	3.6	23.4	19.8	Complied



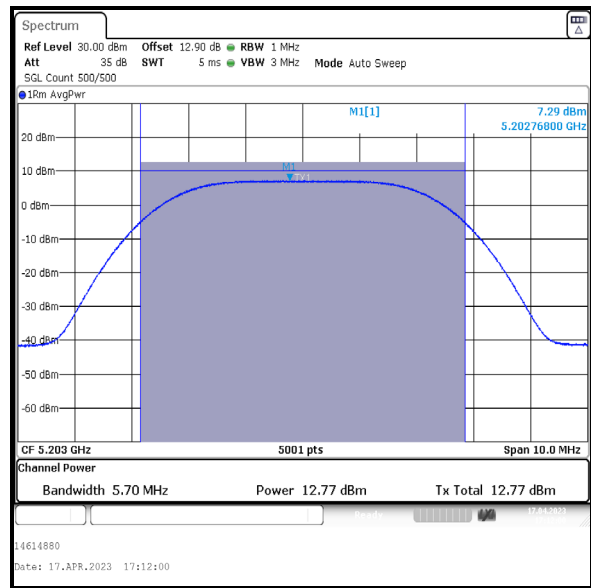
**Transmitter Maximum Conducted Output Power (5.15-5.25 GHz band) (continued)**

**Results: 8DH5 / SISO / Core 0 / ePA**

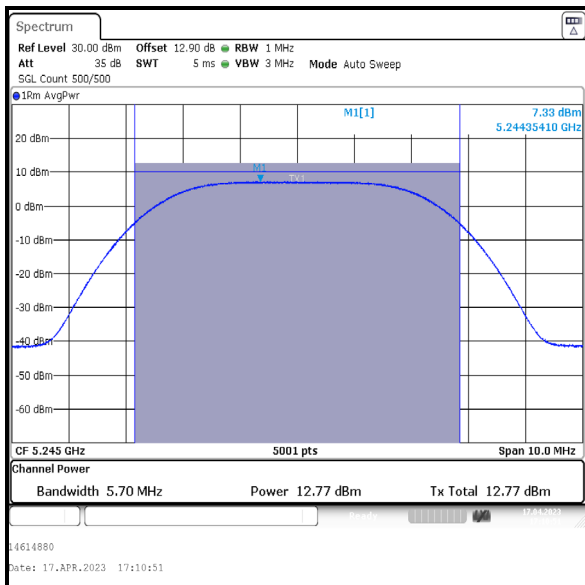
Channel	Frequency (MHz)	Conducted Power (dBm)	Limit (dBm)	Margin (dB)	Result
Bottom	5162	12.8	23.4	10.6	Complied
Middle	5203	12.8	23.4	10.6	Complied
Top	5245	12.8	23.4	10.6	Complied



**Bottom Channel**



**Middle Channel**

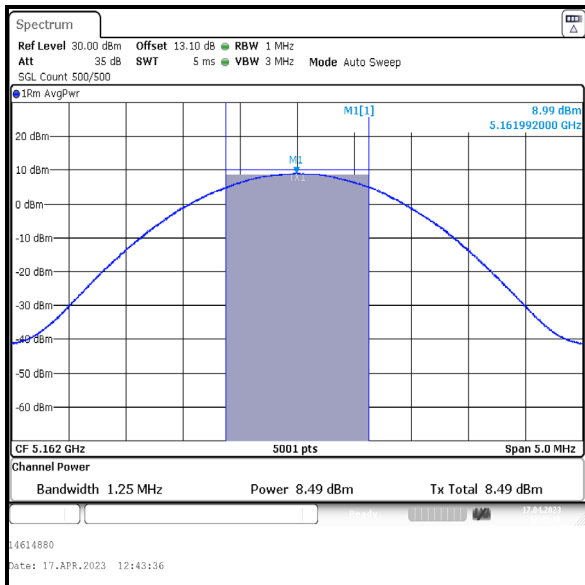


**Top Channel**

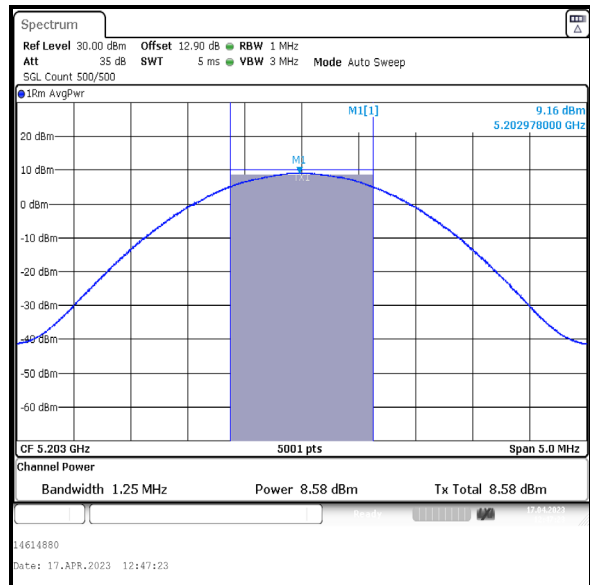
**Transmitter Maximum Conducted Output Power (5.15-5.25 GHz band) (continued)**

**Results: DH5 / SISO / Core 1 / iPA**

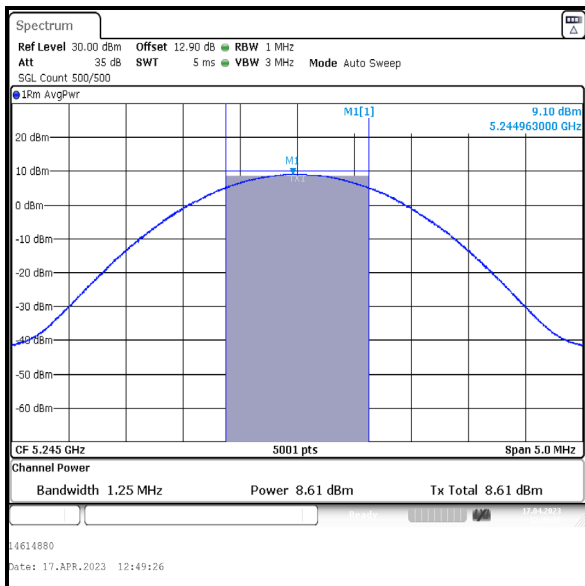
Channel	Frequency (MHz)	Conducted Power (dBm)	Duty cycle correction factor (dB)	Corrected Conducted Power (dBm)	Limit (dBm)	Margin (dB)	Result
Bottom	5162	8.5	1.1	9.6	24.0	14.4	Complied
Middle	5203	8.6	1.1	9.7	24.0	14.3	Complied
Top	5245	8.6	1.1	9.7	24.0	14.3	Complied



**Bottom Channel**



**Middle Channel**

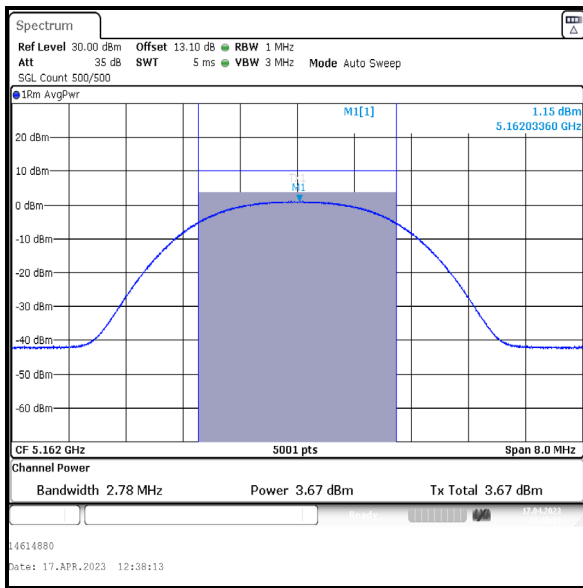


**Top Channel**

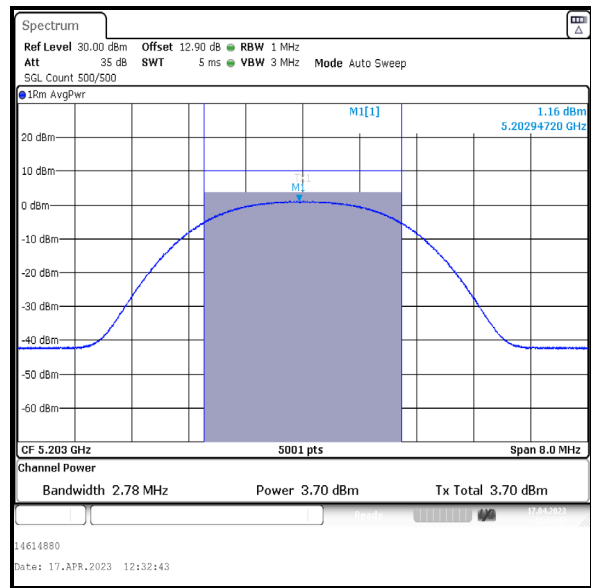
**Transmitter Maximum Conducted Output Power (5.15-5.25 GHz band) (continued)**

**Results: 4DH5 / SISO / Core 1 / iPA**

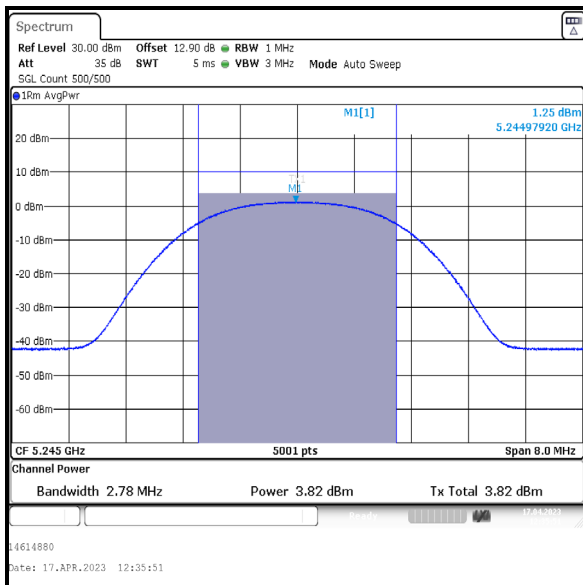
Channel	Frequency (MHz)	Conducted Power (dBm)	Limit (dBm)	Margin (dB)	Result
Bottom	5162	3.7	24.0	20.3	Complied
Middle	5203	3.7	24.0	20.3	Complied
Top	5245	3.8	24.0	20.2	Complied



**Bottom Channel**



**Middle Channel**

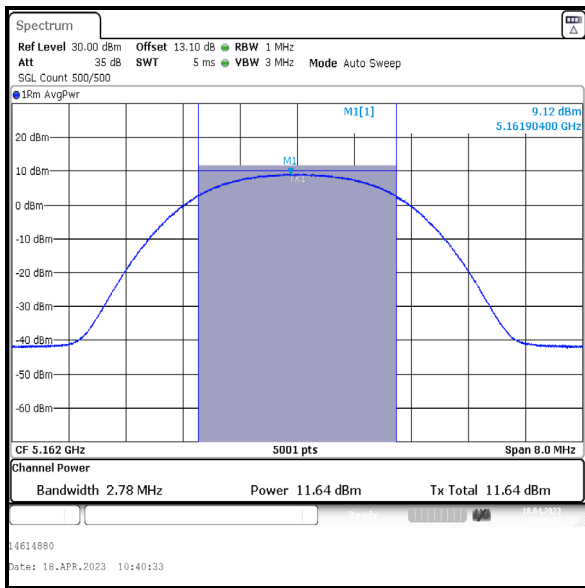


**Top Channel**

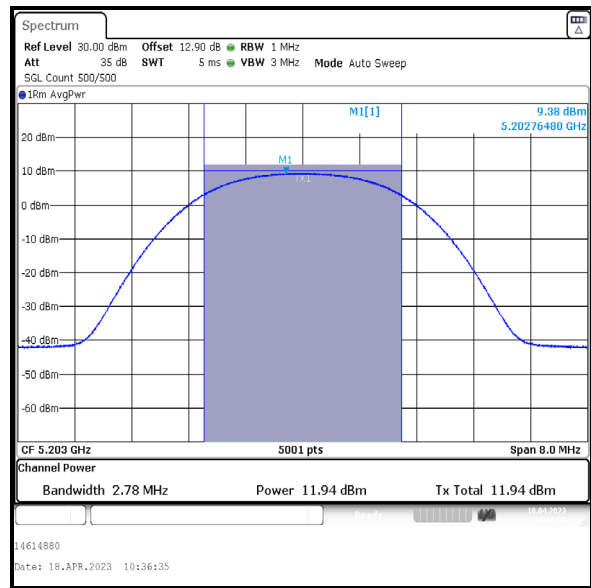
**Transmitter Maximum Conducted Output Power (5.15-5.25 GHz band) (continued)**

**Results: 4DH5 / SISO / Core 1 / ePA**

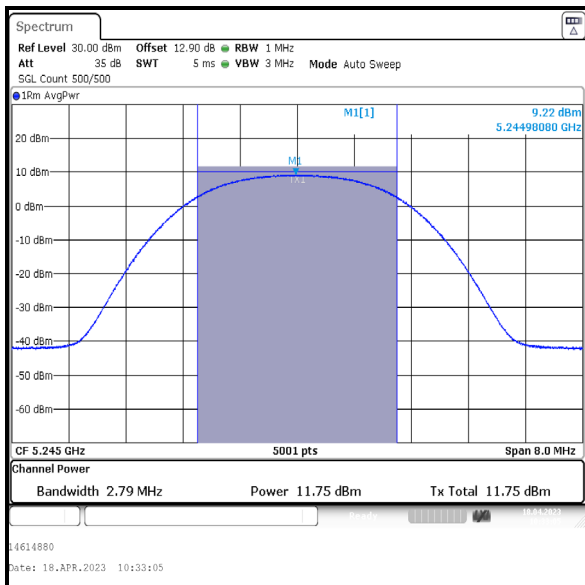
Channel	Frequency (MHz)	Conducted Power (dBm)	Limit (dBm)	Margin (dB)	Result
Bottom	5162	11.6	24.0	12.4	Complied
Middle	5203	11.9	24.0	12.1	Complied
Top	5245	11.8	24.0	12.2	Complied



**Bottom Channel**



**Middle Channel**

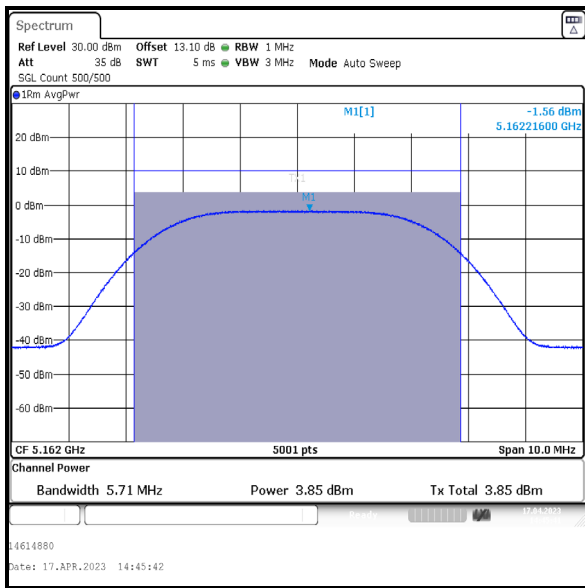


**Top Channel**

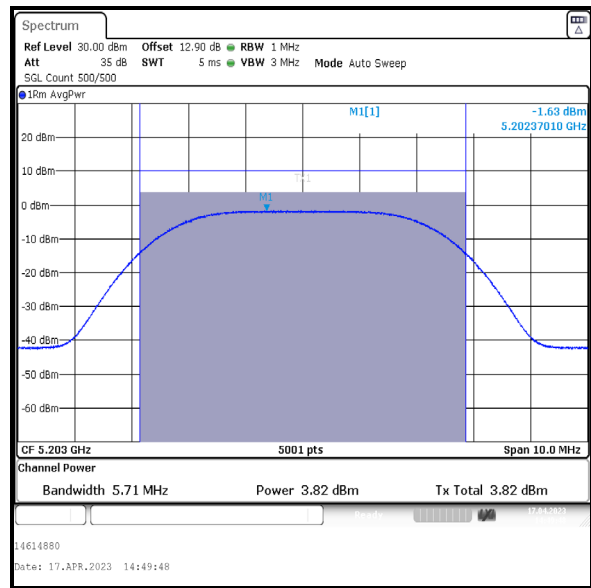
**Transmitter Maximum Conducted Output Power (5.15-5.25 GHz band) (continued)**

**Results: 8DH5 / SISO / Core 1 / iPA**

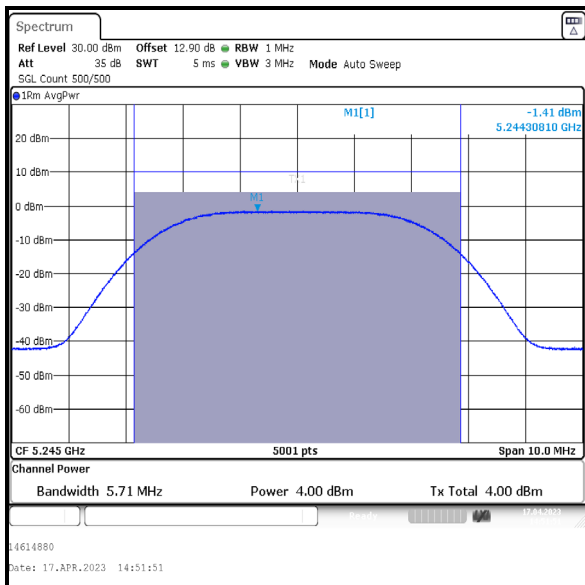
Channel	Frequency (MHz)	Conducted Power (dBm)	Limit (dBm)	Margin (dB)	Result
Bottom	5162	3.9	24.0	20.1	Complied
Middle	5203	3.8	24.0	20.2	Complied
Top	5245	4.0	24.0	20.0	Complied



**Bottom Channel**



**Middle Channel**



**Top Channel**