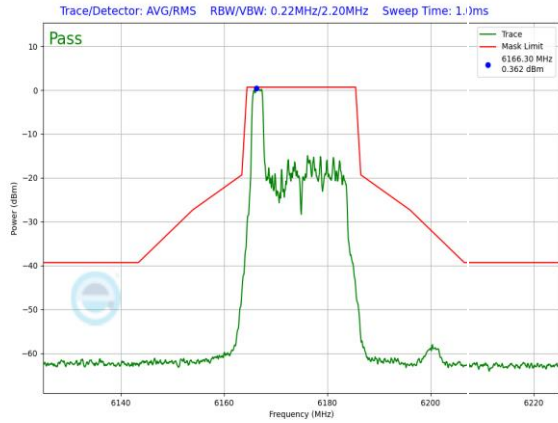
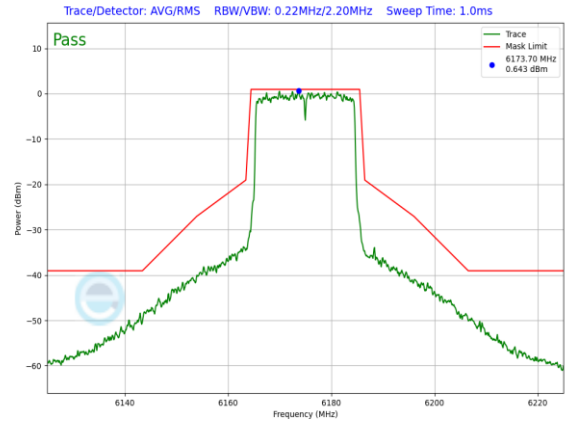


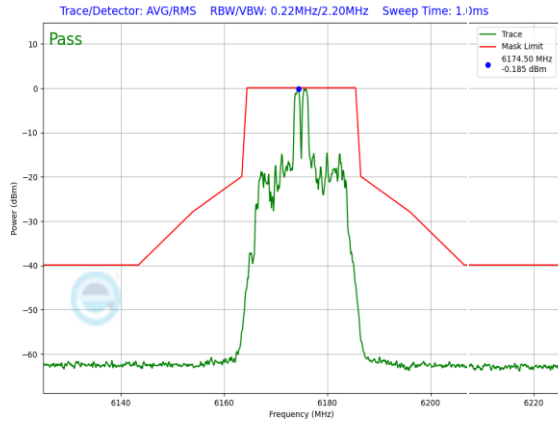
### 7.5.3 Antenna 1b SP In-Band Emission Measurements



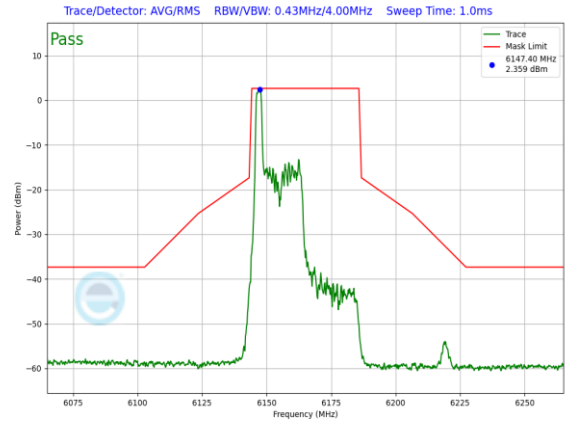
Plot 7-929. SP In-Band Emission Plot Antenna 1b (20MHz 802.11ax RU26 (UNII Band 5) – Ch. 45)



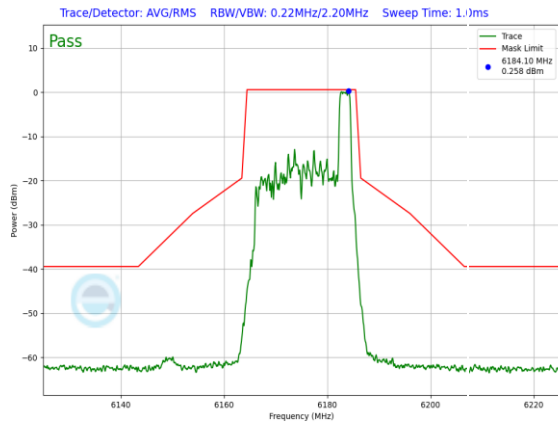
Plot 7-932. SP In-Band Emission Plot Antenna 1b (20MHz 802.11ax RU242 (UNII Band 5) – Ch. 45)



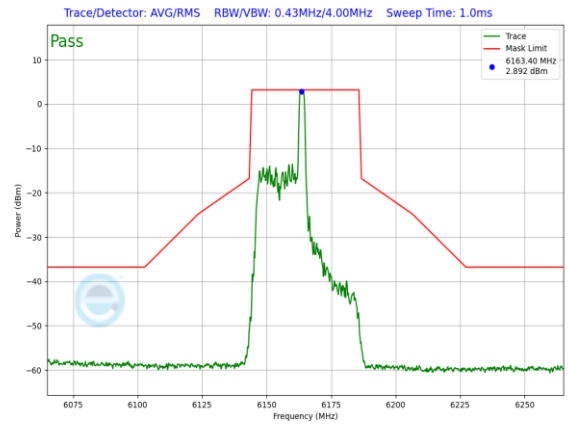
Plot 7-930. SP In-Band Emission Plot Antenna 1b (20MHz 802.11ax RU26 (UNII Band 5) – Ch. 45)



Plot 7-933. SP In-Band Emission Plot Antenna 1b (40MHz 802.11ax RU26 (UNII Band 5) – Ch. 43)

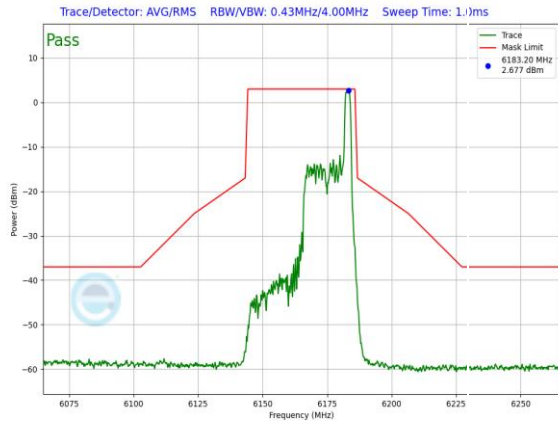


Plot 7-931. SP In-Band Emission Plot Antenna 1b (20MHz 802.11ax RU26 (UNII Band 5) – Ch. 45)

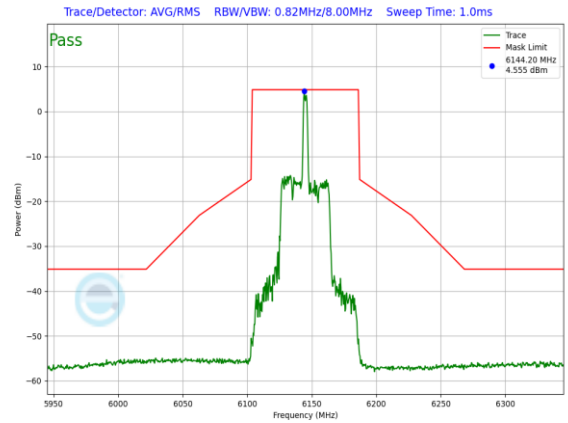


Plot 7-934. SP In-Band Emission Plot Antenna 1b (40MHz 802.11ax RU26 (UNII Band 5) – Ch. 43)

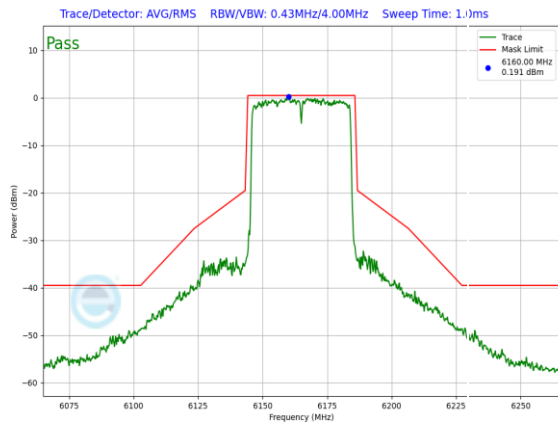
FCC ID: BCGA2903 IC: 579C-A2903		MEASUREMENT REPORT (CERTIFICATION)	Approved by: Technical Manager
Test Report S/N: 1C2311270064-27-R1.BCG	Test Dates: 11/28/2023 - 04/04/2024	EUT Type: Tablet Device	Page 267 of 613



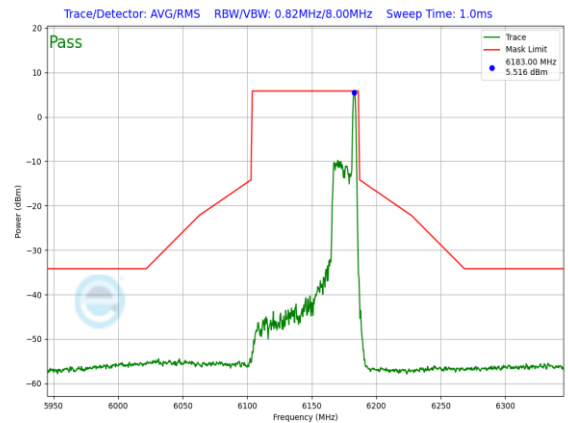
Plot 7-935. SP In-Band Emission Plot Antenna 1b (40MHz 802.11ax RU26 (UNII Band 5) – Ch. 43)



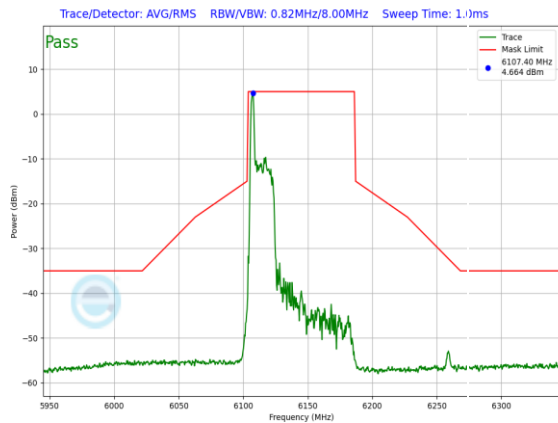
Plot 7-938. SP In-Band Emission Plot Antenna 1b (80MHz 802.11ax RU26 (UNII Band 5) – Ch. 39)



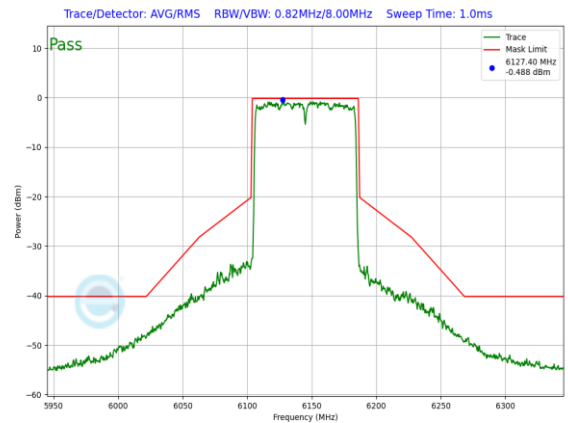
Plot 7-936. SP In-Band Emission Plot Antenna 1b (40MHz 802.11ax RU484 (UNII Band 5) – Ch. 43)



Plot 7-939. SP In-Band Emission Plot Antenna 1b (80MHz 802.11ax RU26 (UNII Band 5) – Ch. 39)

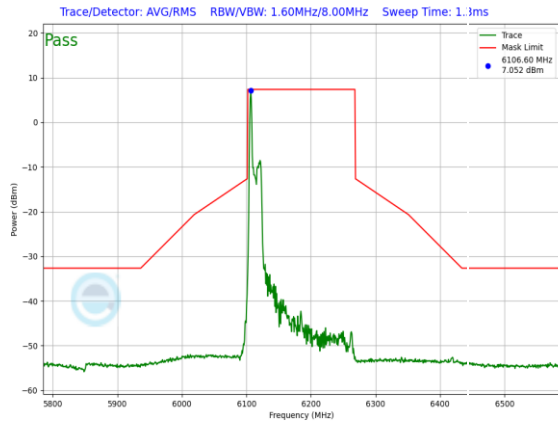


Plot 7-937. SP In-Band Emission Plot Antenna 1b (80MHz 802.11ax RU26 (UNII Band 5) – Ch. 39)

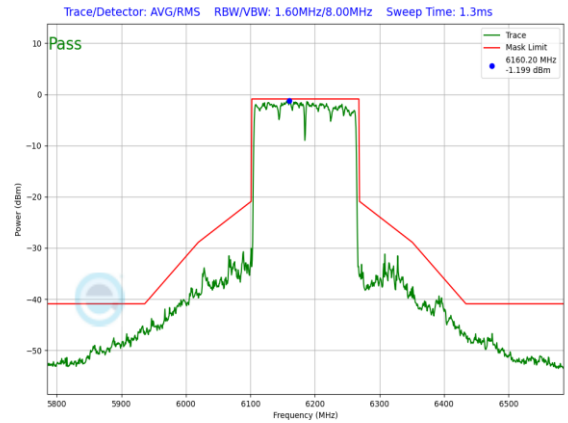


Plot 7-940. SP In-Band Emission Plot Antenna 1b (80MHz 802.11ax RU996 (UNII Band 5) – Ch. 39)

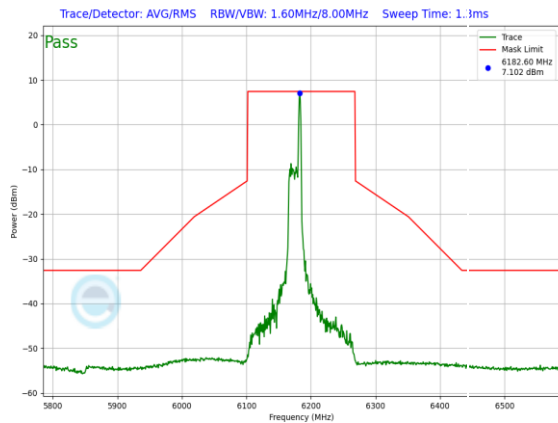
FCC ID: BCGA2903 IC: 579C-A2903		MEASUREMENT REPORT (CERTIFICATION)	Approved by: Technical Manager
Test Report S/N: 1C2311270064-27-R1.BCG	Test Dates: 11/28/2023 - 04/04/2024	EUT Type: Tablet Device	Page 268 of 613



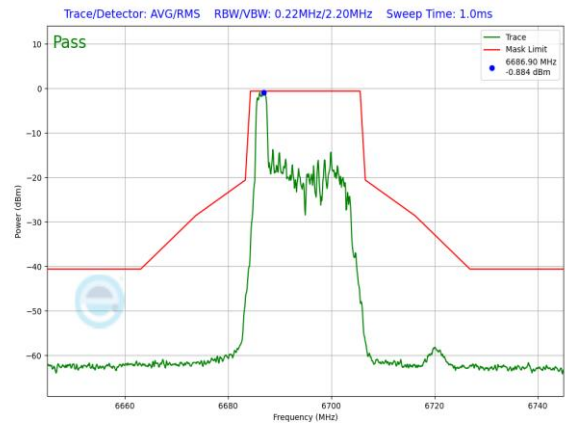
Plot 7-941. SP In-Band Emission Plot Antenna 1b (160MHz 802.11ax RU26 (UNII Band 5) – Ch. 47)



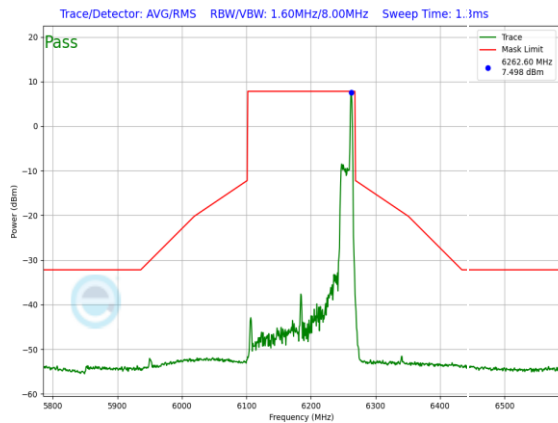
Plot 7-944. SP In-Band Emission Plot Antenna 1b (160MHz 802.11ax RU996x2 (UNII Band 5) – Ch. 47)



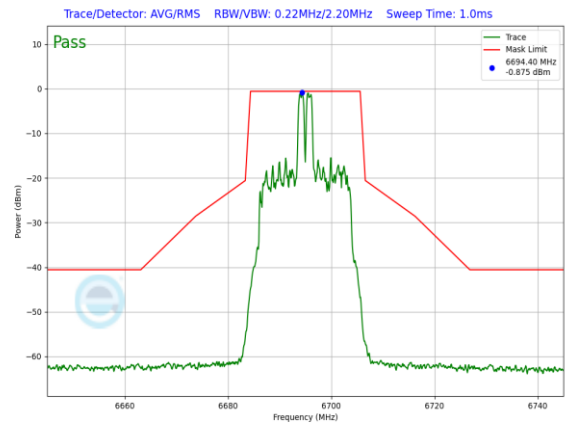
Plot 7-942. SP In-Band Emission Plot Antenna 1b (160MHz 802.11ax RU26 (UNII Band 5) – Ch. 47)



Plot 7-945. SP In-Band Emission Plot Antenna 1b (20MHz 802.11ax RU26 (UNII Band 7) – Ch. 149)

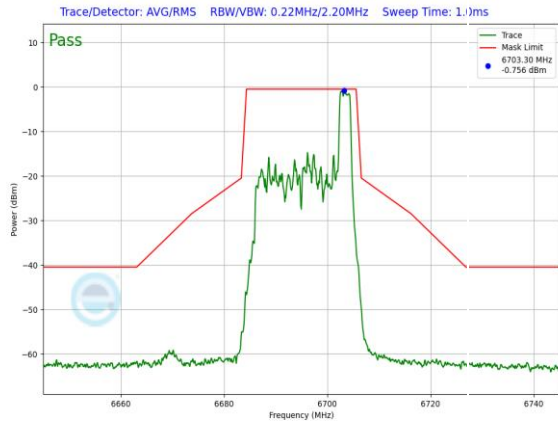


Plot 7-943. SP In-Band Emission Plot Antenna 1b (160MHz 802.11ax RU26 (UNII Band 5) – Ch. 47)

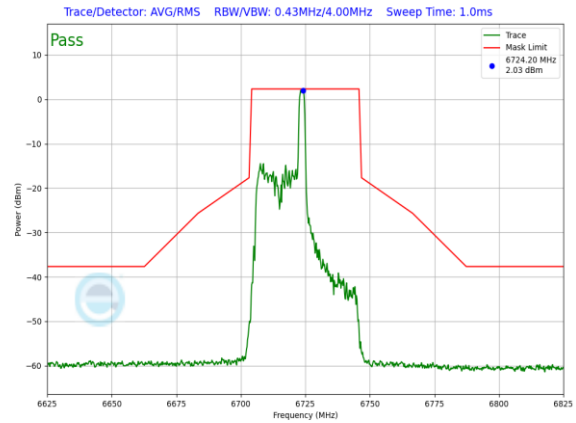


Plot 7-946. SP In-Band Emission Plot Antenna 1b (20MHz 802.11ax RU26 (UNII Band 7) – Ch. 149)

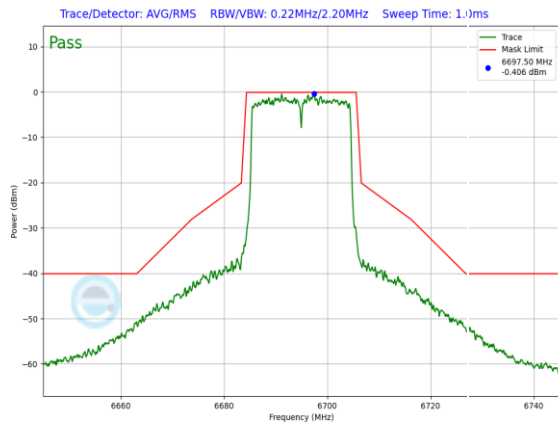
FCC ID: BCGA2903 IC: 579C-A2903		MEASUREMENT REPORT (CERTIFICATION)	Approved by: Technical Manager
Test Report S/N: 1C2311270064-27-R1.BCG	Test Dates: 11/28/2023 - 04/04/2024	EUT Type: Tablet Device	Page 269 of 613



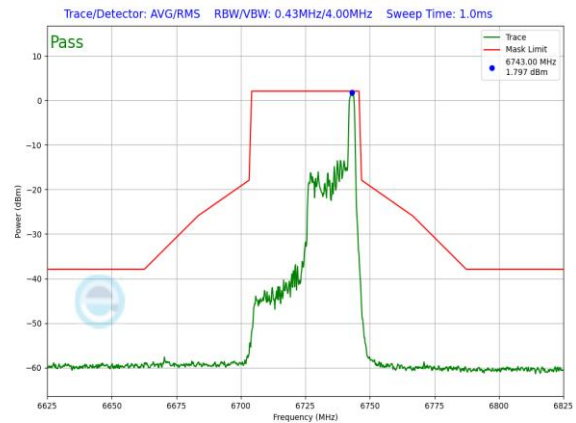
Plot 7-947. SP In-Band Emission Plot Antenna 1b (20MHz 802.11ax RU26 (UNII Band 7) – Ch. 149)



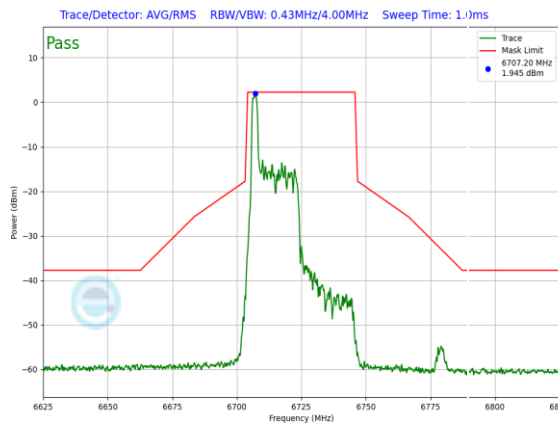
Plot 7-950. SP In-Band Emission Plot Antenna 1b (40MHz 802.11ax RU26 (UNII Band 7) – Ch. 155)



Plot 7-948. SP In-Band Emission Plot Antenna 1b (20MHz 802.11ax RU242 (UNII Band 7) – Ch. 149)



Plot 7-951. SP In-Band Emission Plot Antenna 1b (40MHz 802.11ax RU26 (UNII Band 7) – Ch. 155)

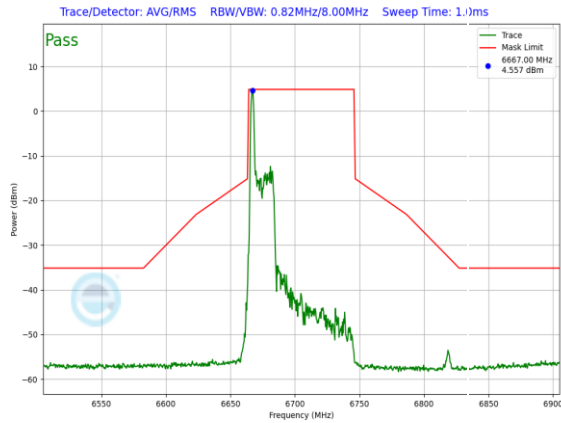


Plot 7-949. SP In-Band Emission Plot Antenna 1b (40MHz 802.11ax RU26 (UNII Band 7) – Ch. 155)

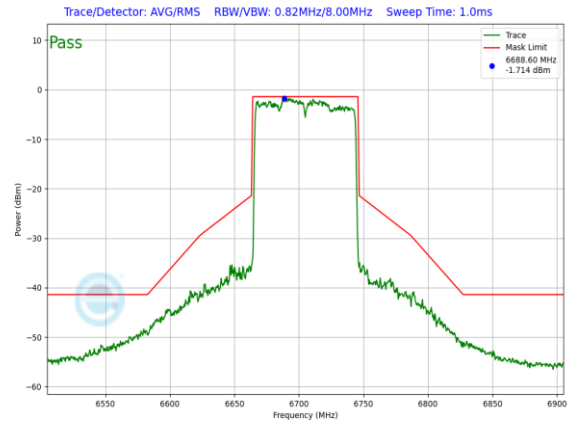


Plot 7-952. SP In-Band Emission Plot Antenna 1b (40MHz 802.11ax RU484 (UNII Band 7) – Ch. 155)

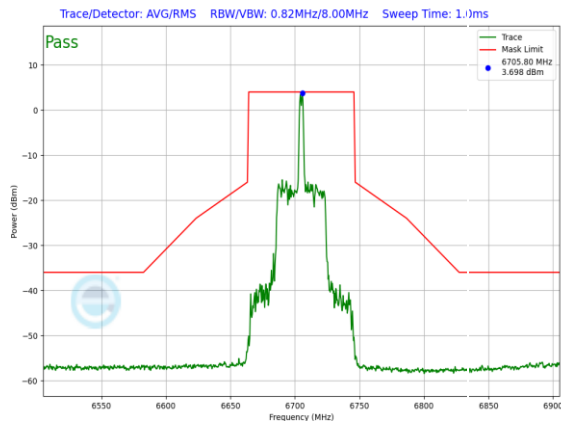
FCC ID: BCGA2903 IC: 579C-A2903		MEASUREMENT REPORT (CERTIFICATION)	Approved by: Technical Manager
Test Report S/N: 1C2311270064-27-R1.BCG	Test Dates: 11/28/2023 - 04/04/2024	EUT Type: Tablet Device	Page 270 of 613



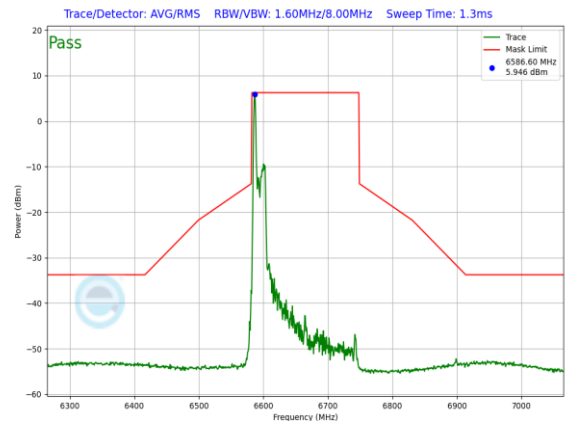
Plot 7-953. SP In-Band Emission Plot Antenna 1b (80MHz 802.11ax RU26 (UNII Band 7) – Ch. 151)



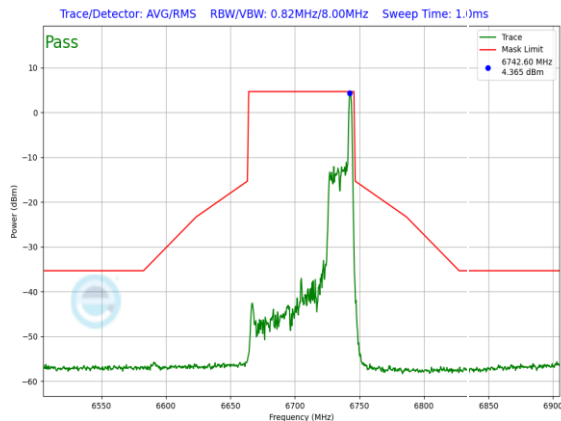
Plot 7-956. SP In-Band Emission Plot Antenna 1b (80MHz 802.11ax RU996 (UNII Band 7) – Ch. 151)



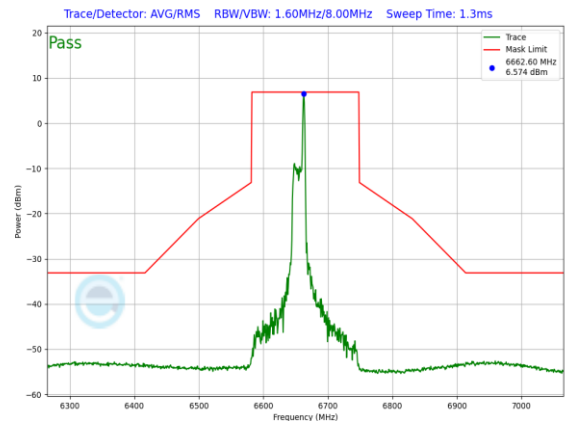
Plot 7-954. SP In-Band Emission Plot Antenna 1b (80MHz 802.11ax RU26 (UNII Band 7) – Ch. 151)



Plot 7-957. SP In-Band Emission Plot Antenna 1b (160MHz 802.11ax RU26 (UNII Band 7) – Ch. 143)

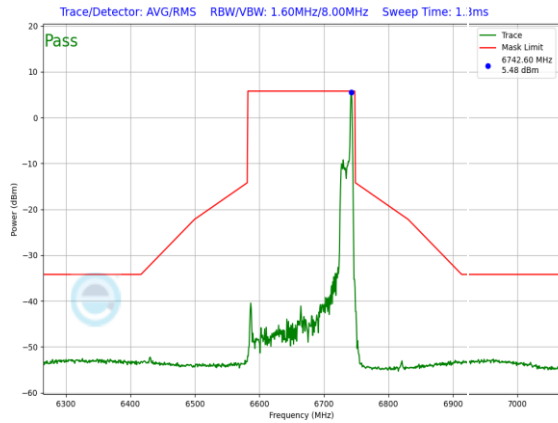


Plot 7-955. SP In-Band Emission Plot Antenna 1b (80MHz 802.11ax RU26 (UNII Band 7) – Ch. 151)

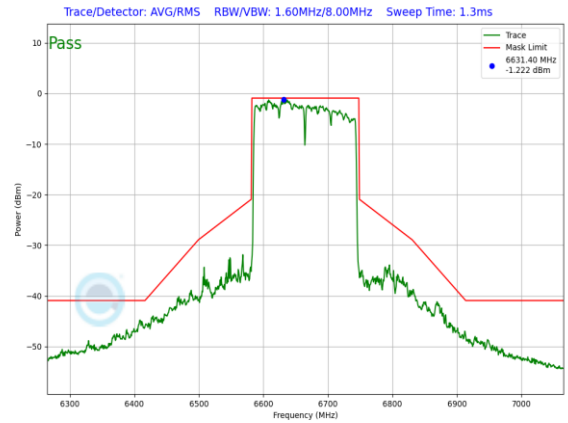


Plot 7-958. SP In-Band Emission Plot Antenna 1b (160MHz 802.11ax RU26 (UNII Band 7) – Ch. 143)

FCC ID: BCGA2903 IC: 579C-A2903		MEASUREMENT REPORT (CERTIFICATION)	Approved by: Technical Manager
Test Report S/N: 1C2311270064-27-R1.BCG	Test Dates: 11/28/2023 - 04/04/2024	EUT Type: Tablet Device	Page 271 of 613



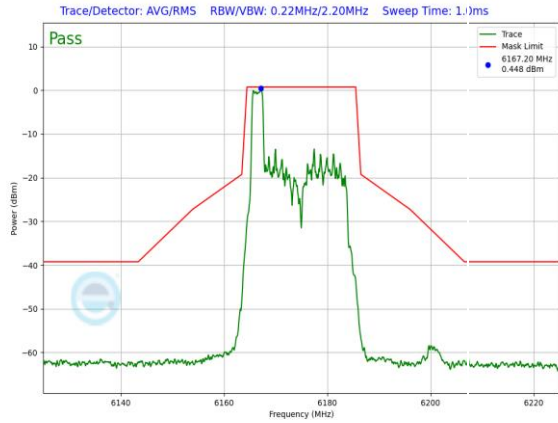
Plot 7-959. SP In-Band Emission Plot Antenna 1b (160MHz 802.11ax RU26 (UNII Band 7) – Ch. 143)



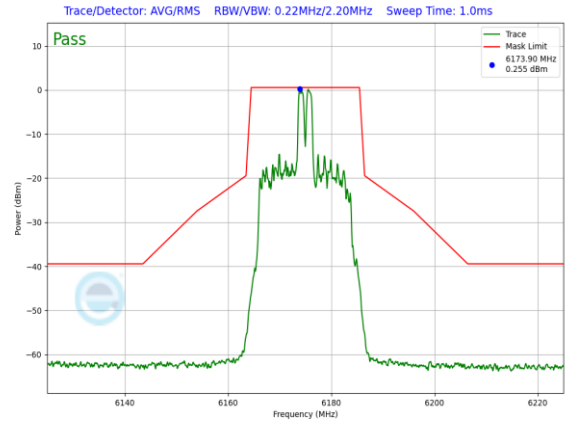
Plot 7-960. SP In-Band Emission Plot Antenna 1b (160MHz 802.11ax RU996x2 (UNII Band 7) – Ch. 143)

<b>FCC ID:</b> BCGA2903 <b>IC:</b> 579C-A2903	 <b>MEASUREMENT REPORT (CERTIFICATION)</b>	<b>Approved by:</b> Technical Manager
<b>Test Report S/N:</b> 1C2311270064-27-R1.BCG		<b>Test Dates:</b> 11/28/2023 - 04/04/2024

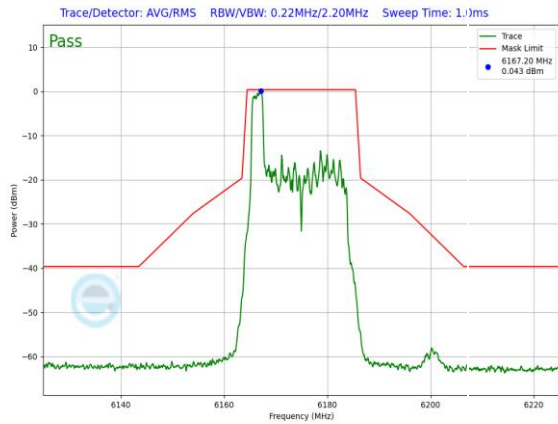
## 7.5.4 CDD/SDM Primary SP In-Band Emission Measurements



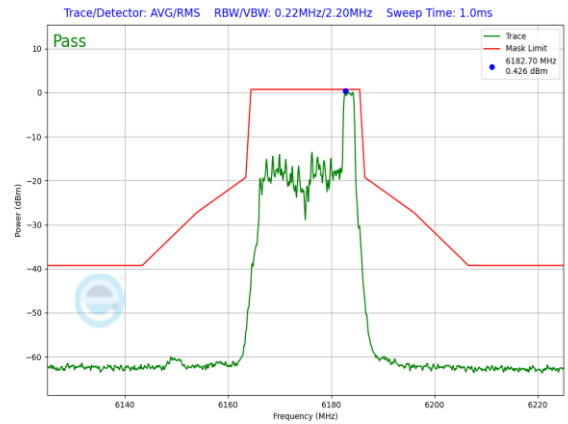
Plot 7-961. SP In-Band Emission Plot CDD Primary Antenna 3c (20MHz) 802.11ax RU26 (UNII Band 5) – Ch. 45)



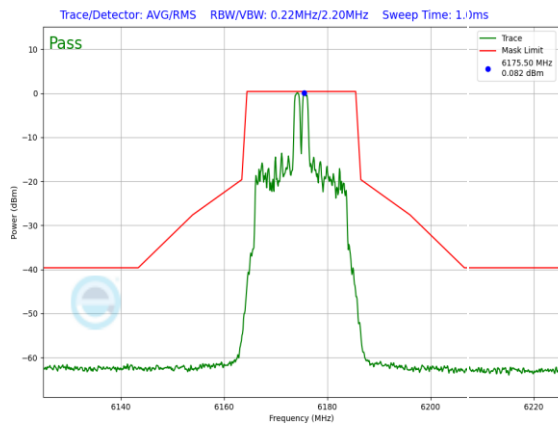
Plot 7-964. SP In-Band Emission Plot CDD Primary Antenna 3a (20MHz) 802.11ax RU26 (UNII Band 5) – Ch. 45)



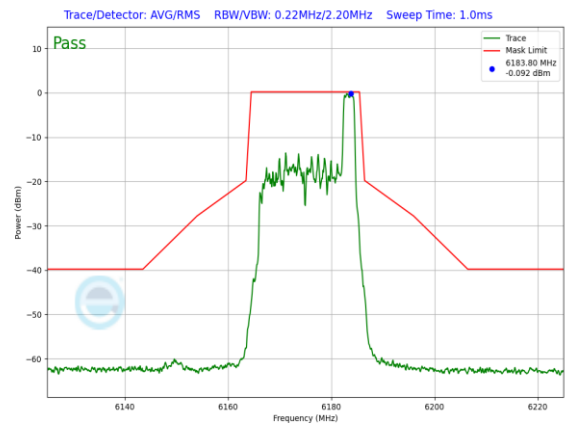
Plot 7-962. SP In-Band Emission Plot CDD Primary Antenna 3a (20MHz) 802.11ax RU26 (UNII Band 5) – Ch. 45)



Plot 7-965. SP In-Band Emission Plot CDD Primary Antenna 3c (20MHz) 802.11ax RU26 (UNII Band 5) – Ch. 45)

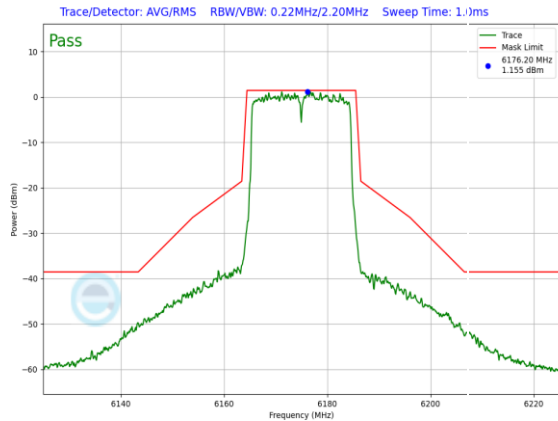


Plot 7-963. SP In-Band Emission Plot CDD Primary Antenna 3c (20MHz) 802.11ax RU26 (UNII Band 5) – Ch. 45)

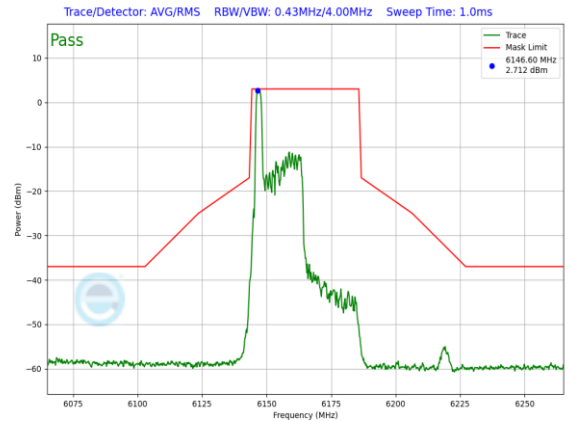


Plot 7-966. SP In-Band Emission Plot CDD Primary Antenna 3a (20MHz) 802.11ax RU26 (UNII Band 5) – Ch. 45)

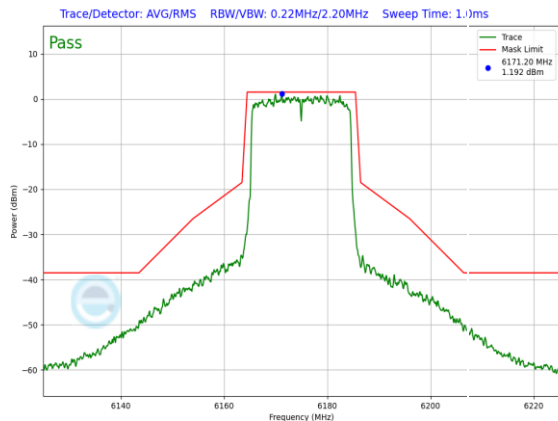
FCC ID: BCGA2903 IC: 579C-A2903		MEASUREMENT REPORT (CERTIFICATION)	Approved by: Technical Manager
Test Report S/N: 1C2311270064-27-R1.BCG	Test Dates: 11/28/2023 - 04/04/2024	EUT Type: Tablet Device	Page 273 of 613



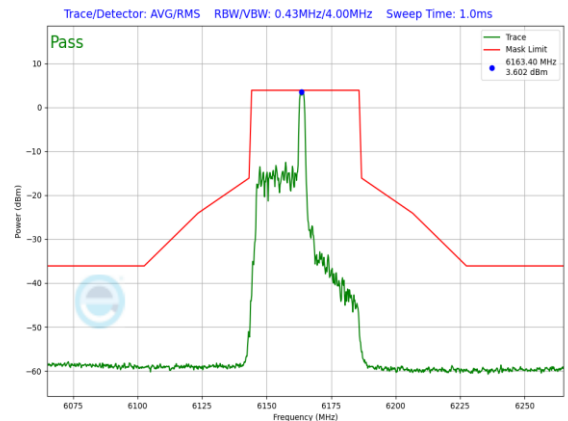
Plot 7-967. SP In-Band Emission Plot CDD Primary Antenna 3c (20MHz 802.11ax RU242 (UNII Band 5) – Ch. 45)



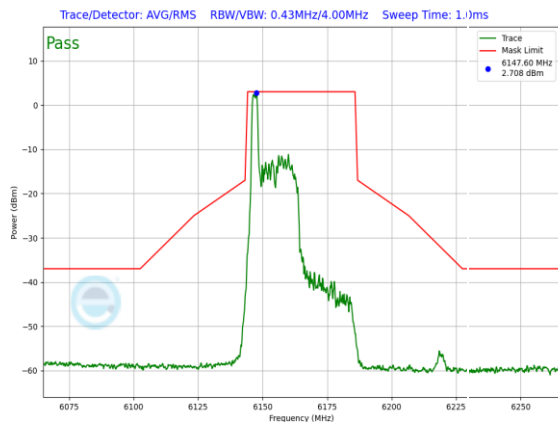
Plot 7-970. SP In-Band Emission Plot CDD Primary Antenna 3a (40MHz 802.11ax RU26 (UNII Band 5) – Ch. 43)



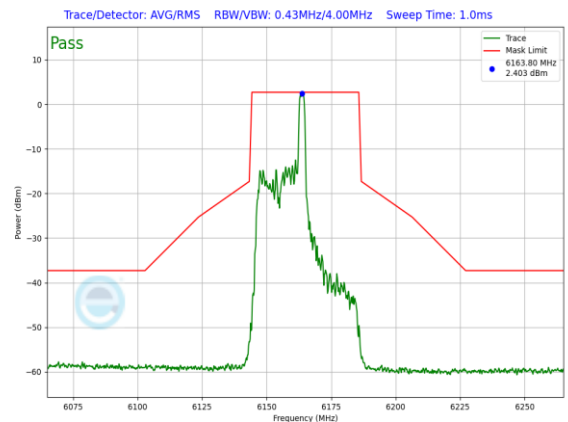
Plot 7-968. SP In-Band Emission Plot CDD Primary Antenna 3a (20MHz 802.11ax RU242 (UNII Band 5) – Ch. 45)



Plot 7-971. SP In-Band Emission Plot CDD Primary Antenna 3c (40MHz 802.11ax RU26 (UNII Band 5) – Ch. 43)



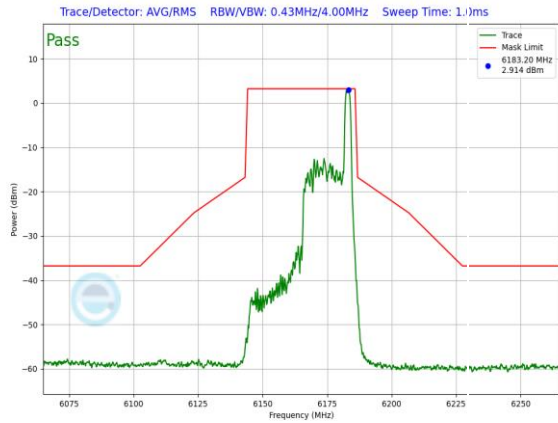
Plot 7-969. SP In-Band Emission Plot CDD Primary Antenna 3c (40MHz 802.11ax RU26 (UNII Band 5) – Ch. 43)



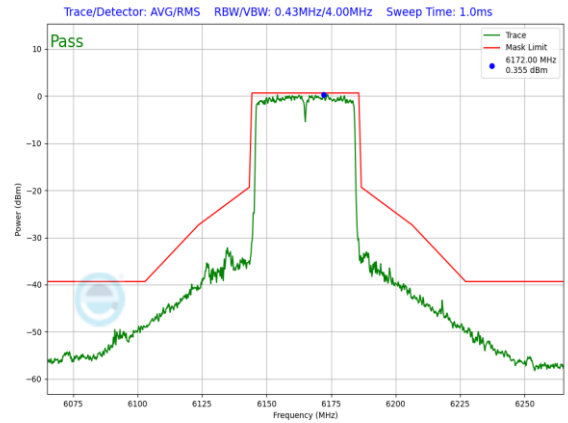
Plot 7-972. SP In-Band Emission Plot CDD Primary Antenna 3a (40MHz 802.11ax RU26 (UNII Band 5) – Ch. 43)

FCC ID: BCGA2903 IC: 579C-A2903		MEASUREMENT REPORT (CERTIFICATION)	Approved by: Technical Manager
Test Report S/N: 1C2311270064-27-R1.BCG	Test Dates: 11/28/2023 - 04/04/2024	EUT Type: Tablet Device	Page 274 of 613

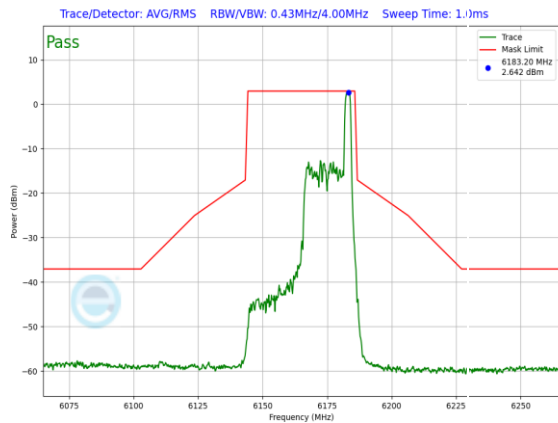




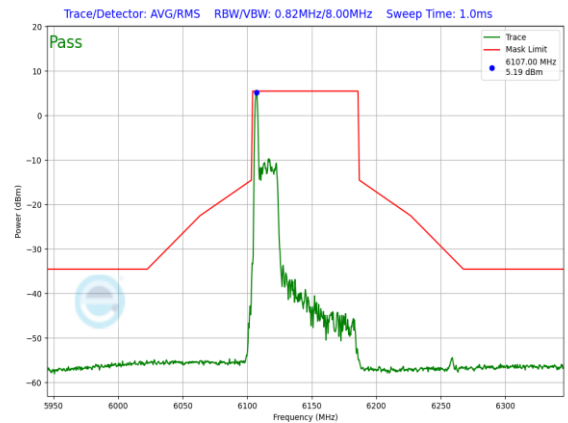
Plot 7-973. SP In-Band Emission Plot CDD Primary Antenna 3c (40MHz 802.11ax RU26 (UNII Band 5) – Ch. 43)



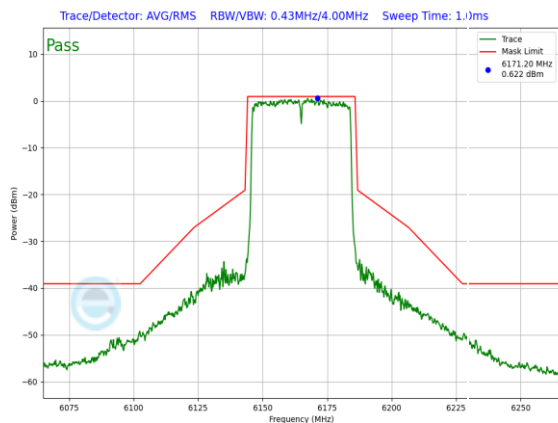
Plot 7-976. SP In-Band Emission Plot CDD Primary Antenna 3a (40MHz 802.11ax RU484 (UNII Band 5) – Ch. 43)



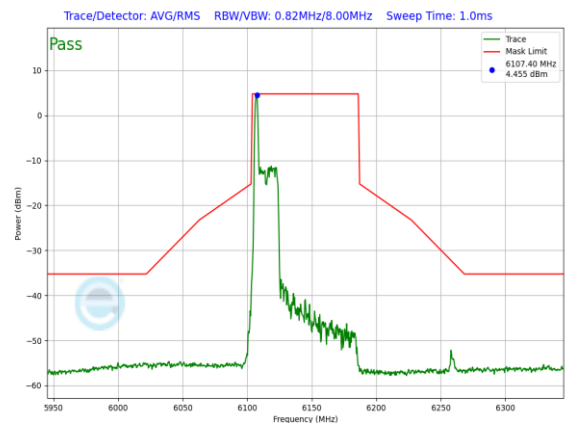
Plot 7-974. SP In-Band Emission Plot CDD Primary Antenna 3a (40MHz 802.11ax RU26 (UNII Band 5) – Ch. 43)



Plot 7-977. SP In-Band Emission Plot CDD Primary Antenna 3c (80MHz 802.11ax RU26 (UNII Band 5) – Ch. 39)

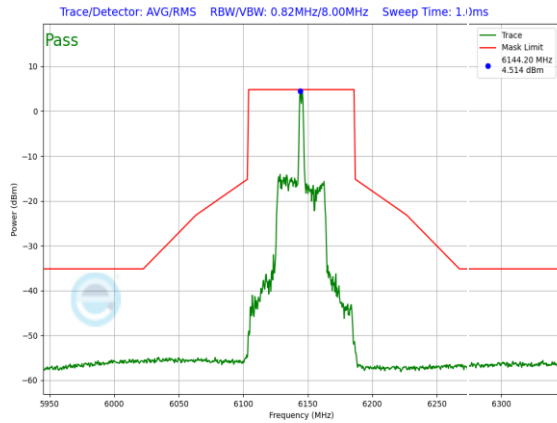


Plot 7-975. SP In-Band Emission Plot CDD Primary Antenna 3c (40MHz 802.11ax RU484 (UNII Band 5) – Ch. 43)

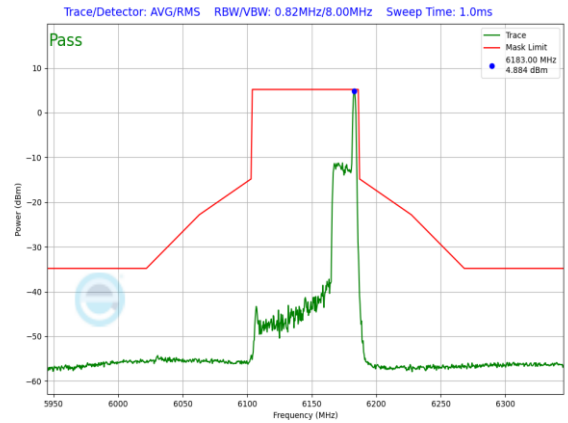


Plot 7-978. SP In-Band Emission Plot CDD Primary Antenna 3a (80MHz 802.11ax RU26 (UNII Band 5) – Ch. 39)

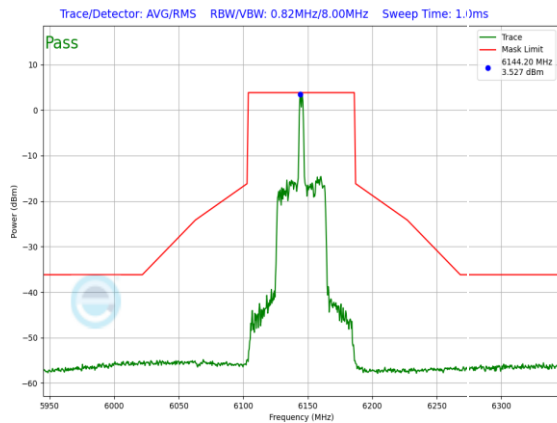
FCC ID: BCGA2903 IC: 579C-A2903		MEASUREMENT REPORT (CERTIFICATION)	Approved by: Technical Manager
Test Report S/N: 1C2311270064-27-R1.BCG	Test Dates: 11/28/2023 - 04/04/2024	EUT Type: Tablet Device	Page 275 of 613



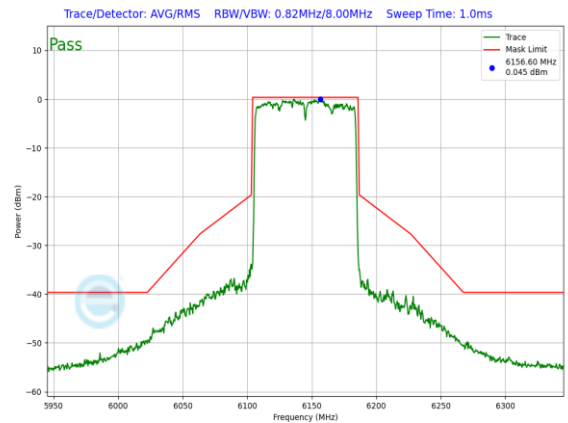
Plot 7-979. SP In-Band Emission Plot CDD Primary Antenna 3c (80MHz) 802.11ax RU26 (UNII Band 5) – Ch. 39)



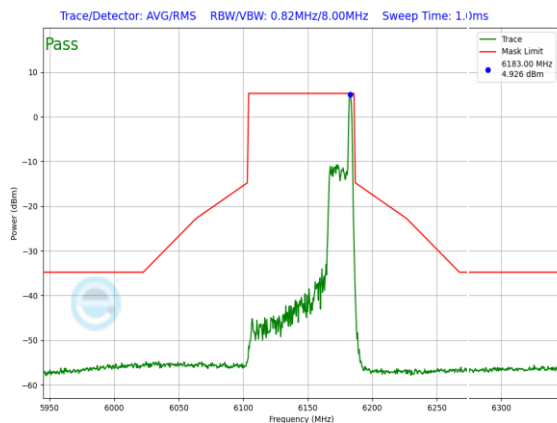
Plot 7-982. SP In-Band Emission Plot CDD Primary Antenna 3a (80MHz) 802.11ax RU26 (UNII Band 5) – Ch. 39)



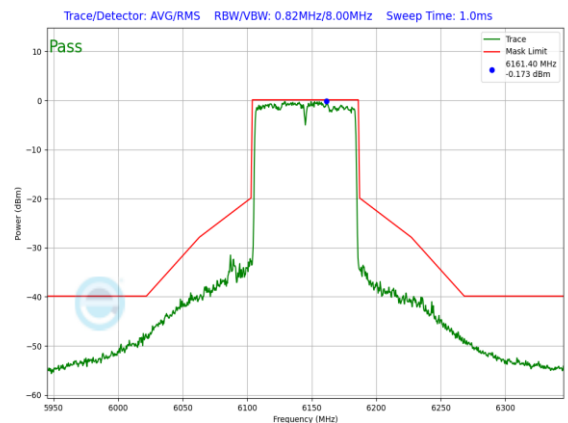
Plot 7-980. SP In-Band Emission Plot CDD Primary Antenna 3a (80MHz) 802.11ax RU26 (UNII Band 5) – Ch. 39)



Plot 7-983. SP In-Band Emission Plot CDD Primary Antenna 3c (80MHz) 802.11ax RU996 (UNII Band 5) – Ch. 39)

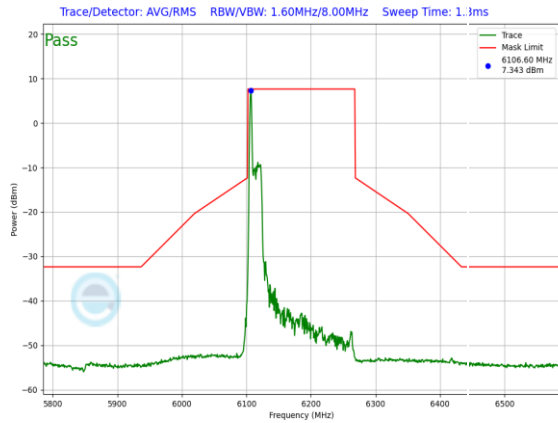


Plot 7-981. SP In-Band Emission Plot CDD Primary Antenna 3c (80MHz) 802.11ax RU26 (UNII Band 5) – Ch. 39)

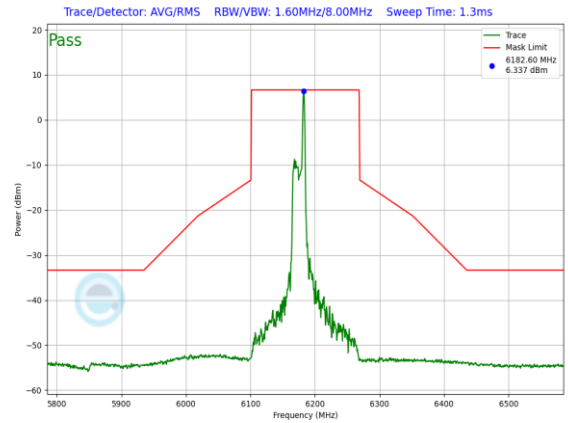


Plot 7-984. SP In-Band Emission Plot CDD Primary Antenna 3a (80MHz) 802.11ax RU996 (UNII Band 5) – Ch. 39)

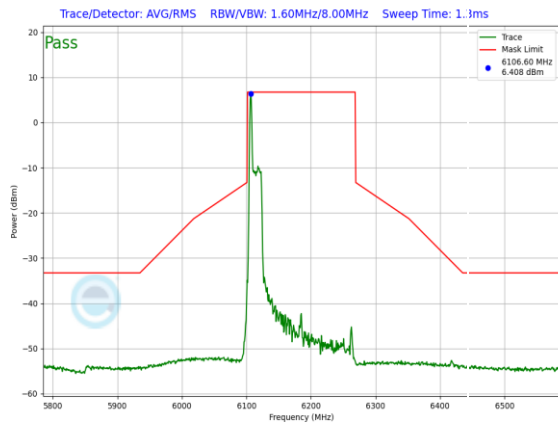
FCC ID: BCGA2903 IC: 579C-A2903		MEASUREMENT REPORT (CERTIFICATION)	Approved by: Technical Manager
Test Report S/N: 1C2311270064-27-R1.BCG	Test Dates: 11/28/2023 - 04/04/2024	EUT Type: Tablet Device	Page 276 of 613



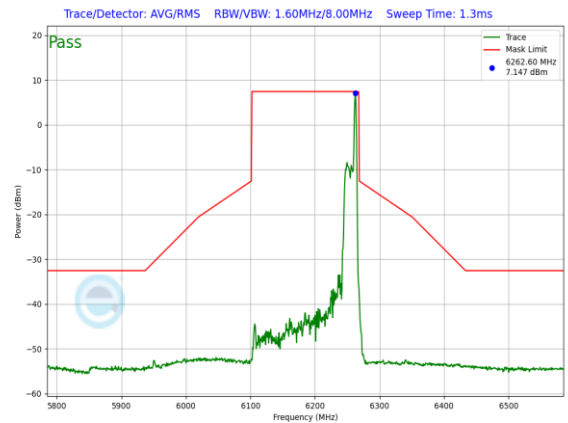
**Plot 7-985. SP In-Band Emission Plot CDD Primary Antenna 3c (160MHz 802.11ax RU26 (UNII Band 5) – Ch. 47)**



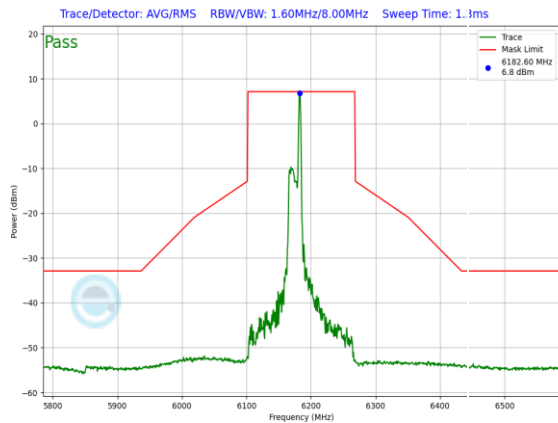
**Plot 7-988. SP In-Band Emission Plot CDD Primary Antenna 3a (160MHz 802.11ax RU26 (UNII Band 5) – Ch. 47)**



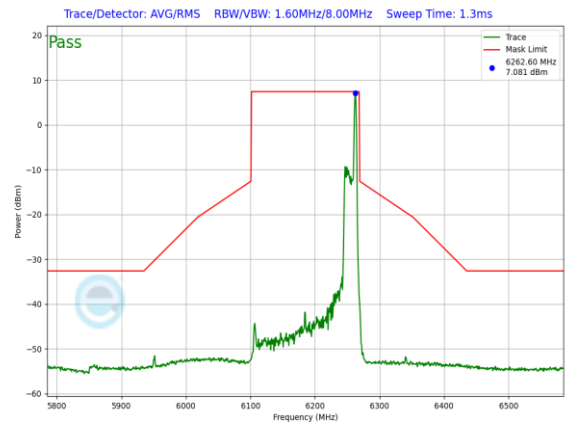
**Plot 7-986. SP In-Band Emission Plot CDD Primary Antenna 3a (160MHz 802.11ax RU26 (UNII Band 5) – Ch. 47)**



**Plot 7-989. SP In-Band Emission Plot CDD Primary Antenna 3c (160MHz 802.11ax RU26 (UNII Band 5) – Ch. 47)**

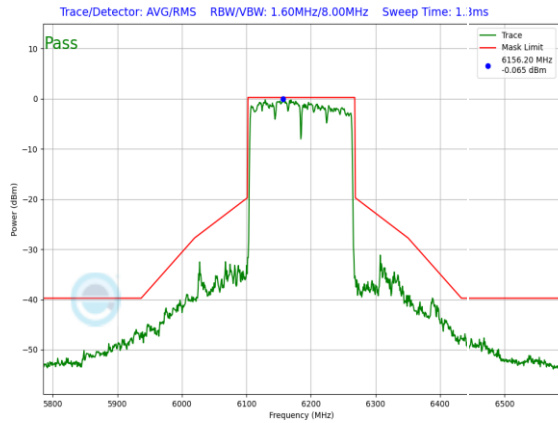


**Plot 7-987. SP In-Band Emission Plot CDD Primary Antenna 3c (160MHz 802.11ax RU26 (UNII Band 5) – Ch. 47)**

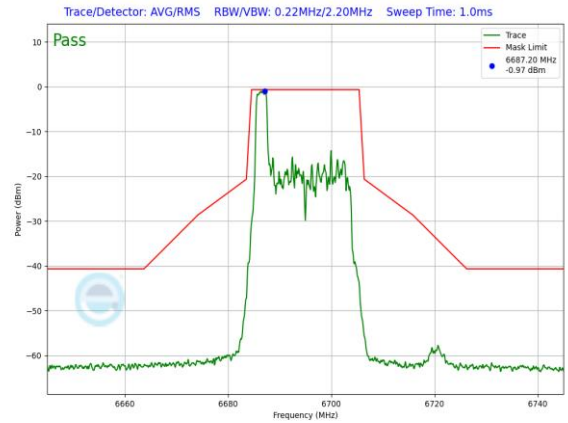


**Plot 7-990. SP In-Band Emission Plot CDD Primary Antenna 3a (160MHz 802.11ax RU26 (UNII Band 5) – Ch. 47)**

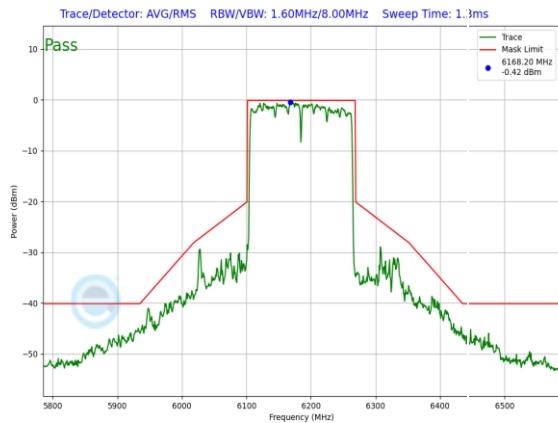
FCC ID: BCGA2903 IC: 579C-A2903		<b>MEASUREMENT REPORT (CERTIFICATION)</b>	<b>Approved by:</b> Technical Manager
<b>Test Report S/N:</b> 1C2311270064-27-R1.BCG	<b>Test Dates:</b> 11/28/2023 - 04/04/2024	<b>EUT Type:</b> Tablet Device	Page 277 of 613



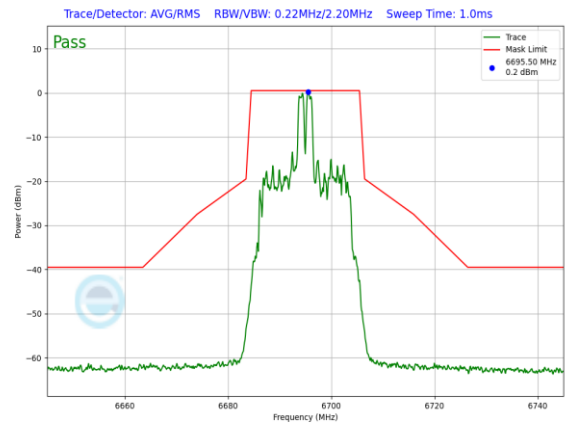
Plot 7-991. SP In-Band Emission Plot CDD Primary Antenna 3c (160MHz) 802.11ax RU996x2 (UNII Band 5) – Ch. 47)



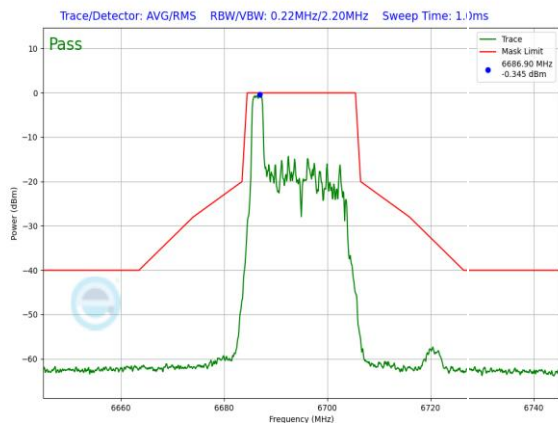
Plot 7-994. SP In-Band Emission Plot SDM Primary Antenna 3a (20MHz) 802.11ax RU26 (UNII Band 7) – Ch. 149)



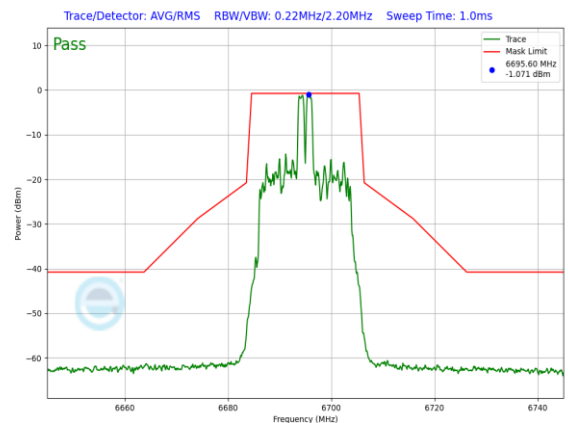
Plot 7-992. SP In-Band Emission Plot CDD Primary Antenna 3a (160MHz) 802.11ax RU996x2 (UNII Band 5) – Ch. 47)



Plot 7-995. SP In-Band Emission Plot SDM Primary Antenna 3c (20MHz) 802.11ax RU26 (UNII Band 7) – Ch. 149)

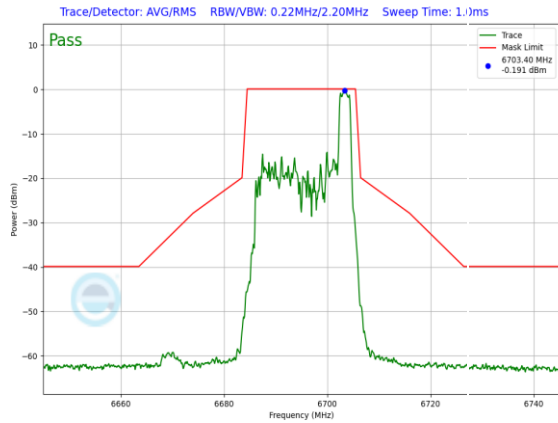


Plot 7-993. SP In-Band Emission Plot SDM Primary Antenna 3c (20MHz) 802.11ax RU26 (UNII Band 7) – Ch. 149)

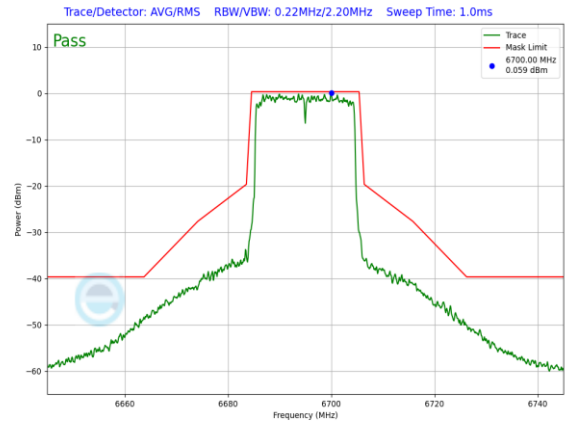


Plot 7-996. SP In-Band Emission Plot SDM Primary Antenna 3a (20MHz) 802.11ax RU26 (UNII Band 7) – Ch. 149)

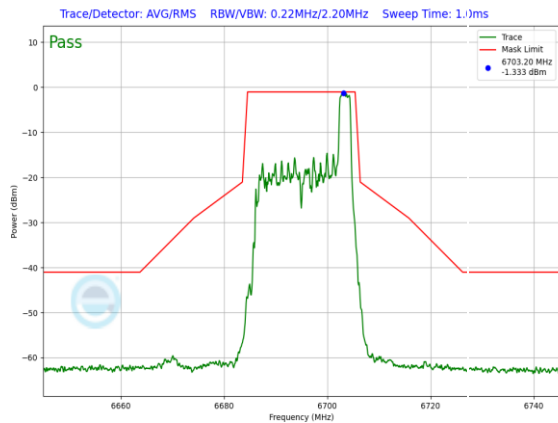
FCC ID: BCGA2903 IC: 579C-A2903		MEASUREMENT REPORT (CERTIFICATION)	Approved by: Technical Manager
Test Report S/N: 1C2311270064-27-R1.BCG	Test Dates: 11/28/2023 - 04/04/2024	EUT Type: Tablet Device	Page 278 of 613



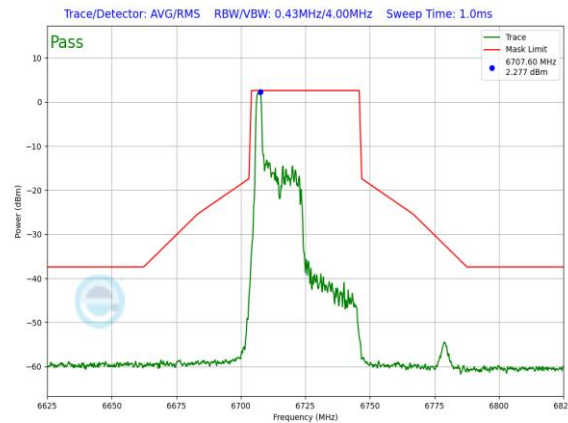
**Plot 7-997. SP In-Band Emission Plot SDM Primary Antenna 3c (20MHz 802.11ax RU26 (UNII Band 7) – Ch. 149)**



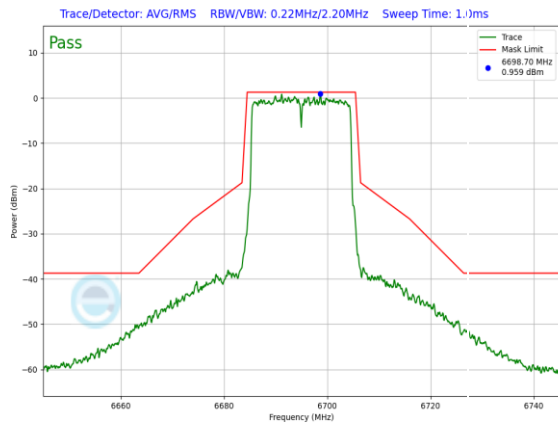
**Plot 7-1000. SP In-Band Emission Plot SDM Primary Antenna 3a (20MHz 802.11ax RU242 (UNII Band 7) – Ch. 149)**



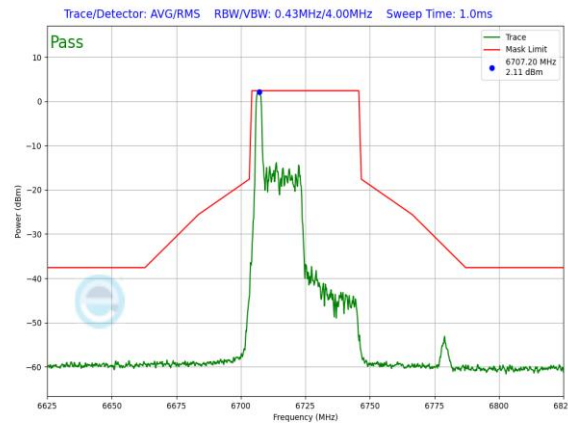
**Plot 7-998. SP In-Band Emission Plot SDM Primary Antenna 3a (20MHz 802.11ax RU26 (UNII Band 7) – Ch. 149)**



**Plot 7-1001. SP In-Band Emission Plot SDM Primary Antenna 3c (40MHz 802.11ax RU26 (UNII Band 7) – Ch. 155)**

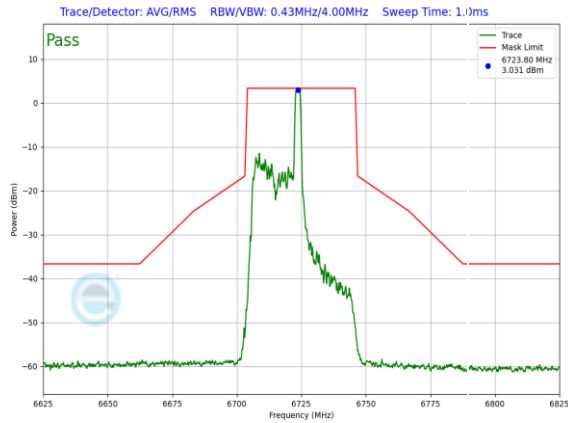


**Plot 7-999. SP In-Band Emission Plot SDM Primary Antenna 3c (20MHz 802.11ax RU242 (UNII Band 7) – Ch. 149)**

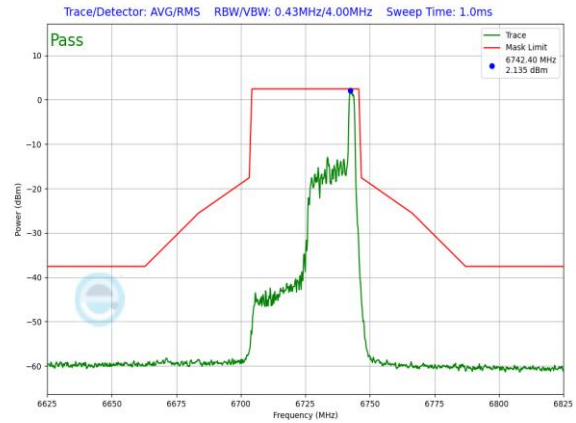


**Plot 7-1002. SP In-Band Emission Plot SDM Primary Antenna 3a (40MHz 802.11ax RU26 (UNII Band 7) – Ch. 155)**

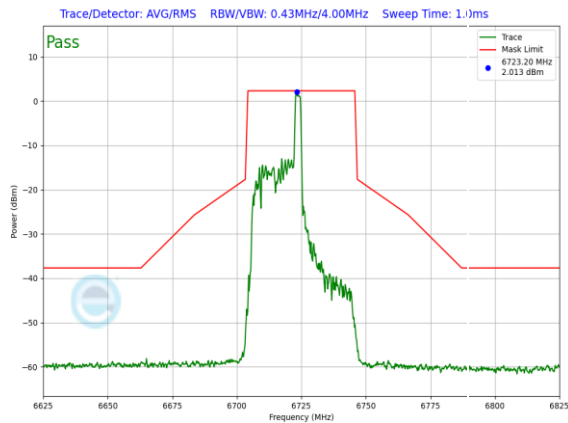
FCC ID: BCGA2903 IC: 579C-A2903		<b>MEASUREMENT REPORT (CERTIFICATION)</b>	<b>Approved by:</b> Technical Manager
<b>Test Report S/N:</b> 1C2311270064-27-R1.BCG	<b>Test Dates:</b> 11/28/2023 - 04/04/2024	<b>EUT Type:</b> Tablet Device	Page 279 of 613



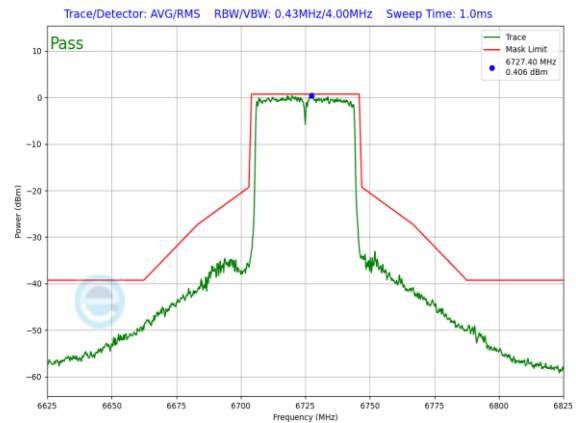
**Plot 7-1003. SP In-Band Emission Plot SDM Primary Antenna 3c (40MHz 802.11ax RU26 (UNII Band 7) – Ch. 155)**



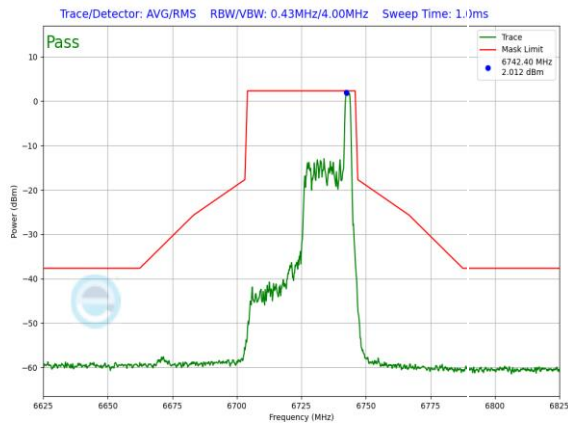
**Plot 7-1006. SP In-Band Emission Plot SDM Primary Antenna 3a (40MHz 802.11ax RU26 (UNII Band 7) – Ch. 155)**



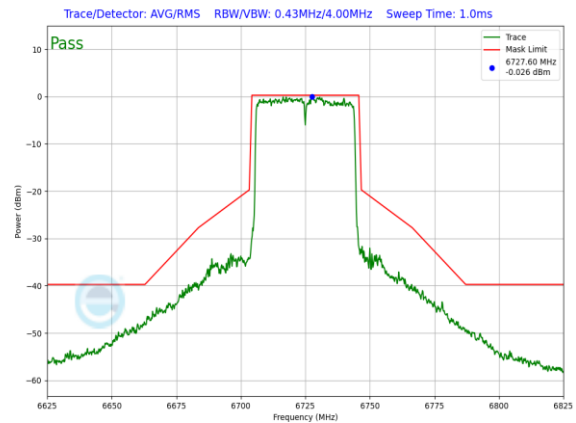
**Plot 7-1004. SP In-Band Emission Plot SDM Primary Antenna 3a (40MHz 802.11ax RU26 (UNII Band 7) – Ch. 155)**



**Plot 7-1007. SP In-Band Emission Plot CDD Primary Antenna 3c (40MHz 802.11ax RU484 (UNII Band 7) – Ch. 155)**

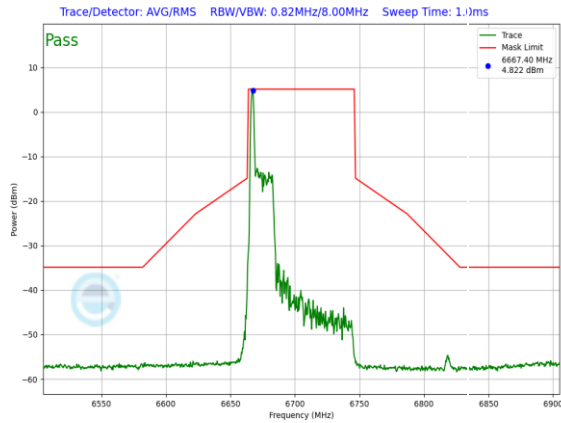


**Plot 7-1005. SP In-Band Emission Plot SDM Primary Antenna 3c (40MHz 802.11ax RU26 (UNII Band 7) – Ch. 155)**

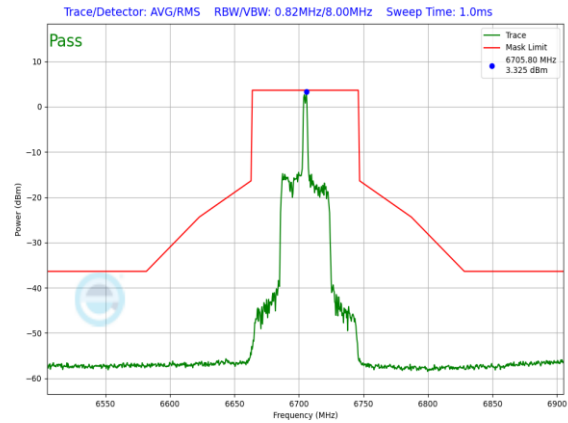


**Plot 7-1008. SP In-Band Emission Plot CDD Primary Antenna 3a (40MHz 802.11ax RU484 (UNII Band 7) – Ch. 155)**

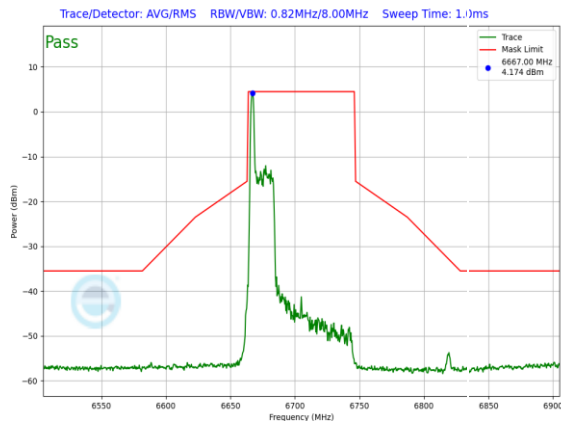
FCC ID: BCGA2903 IC: 579C-A2903		MEASUREMENT REPORT (CERTIFICATION)	Approved by: Technical Manager
Test Report S/N: 1C2311270064-27-R1.BCG	Test Dates: 11/28/2023 - 04/04/2024	EUT Type: Tablet Device	Page 280 of 613



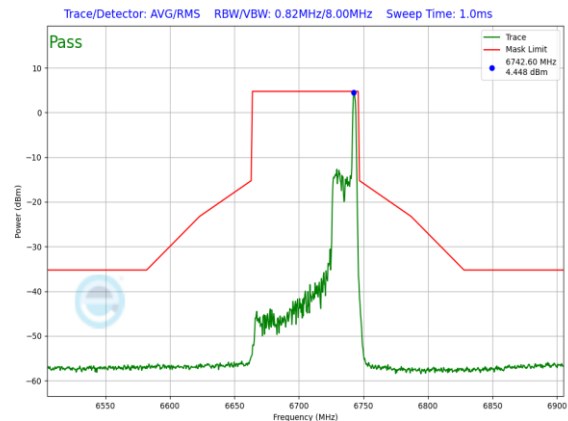
**Plot 7-1009. SP In-Band Emission Plot SDM Primary Antenna 3c (80MHz 802.11ax RU26 (UNII Band 7) – Ch. 151)**



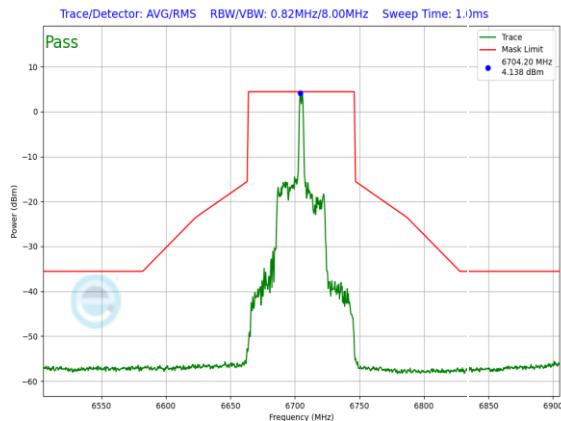
**Plot 7-1012. SP In-Band Emission Plot SDM Primary Antenna 3a (80MHz 802.11ax RU26 (UNII Band 7) – Ch. 151)**



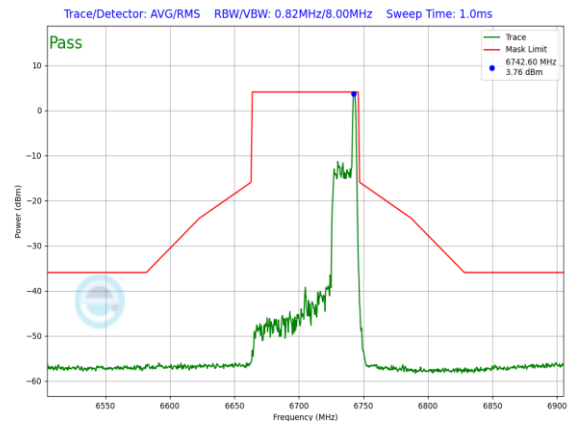
**Plot 7-1010. SP In-Band Emission Plot SDM Primary Antenna 3a (80MHz 802.11ax RU26 (UNII Band 7) – Ch. 151)**



**Plot 7-1013. SP In-Band Emission Plot SDM Primary Antenna 3c (80MHz 802.11ax RU26 (UNII Band 7) – Ch. 151)**



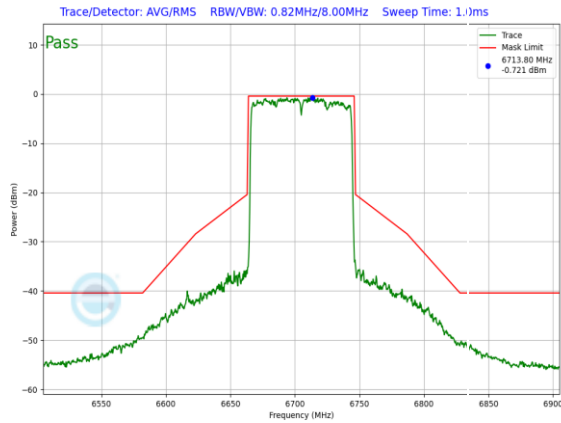
**Plot 7-1011. SP In-Band Emission Plot SDM Primary Antenna 3c (80MHz 802.11ax RU26 (UNII Band 7) – Ch. 151)**



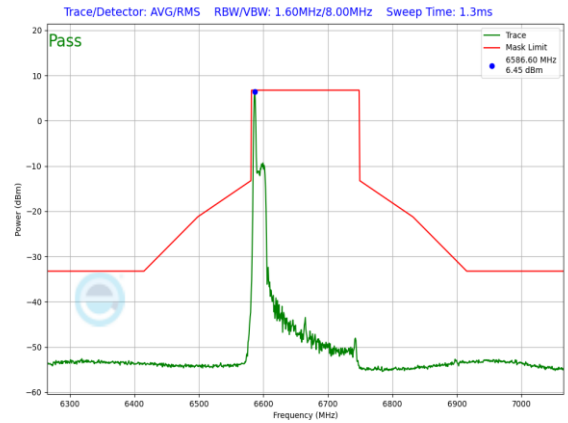
**Plot 7-1014. SP In-Band Emission Plot SDM Primary Antenna 3a (80MHz 802.11ax RU26 (UNII Band 7) – Ch. 151)**

FCC ID: BCGA2903 IC: 579C-A2903		<b>MEASUREMENT REPORT (CERTIFICATION)</b>	<b>Approved by:</b> Technical Manager
<b>Test Report S/N:</b> 1C2311270064-27-R1.BCG	<b>Test Dates:</b> 11/28/2023 - 04/04/2024	<b>EUT Type:</b> Tablet Device	Page 281 of 613

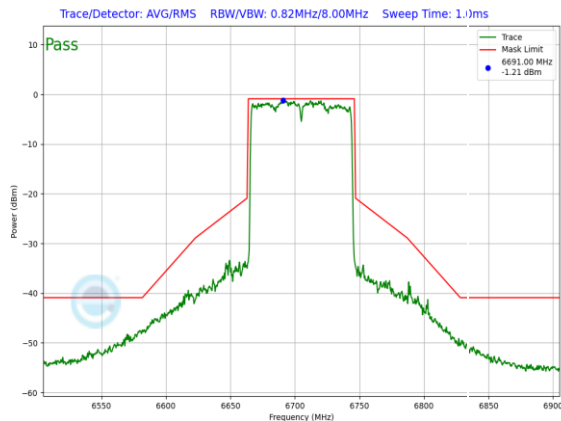




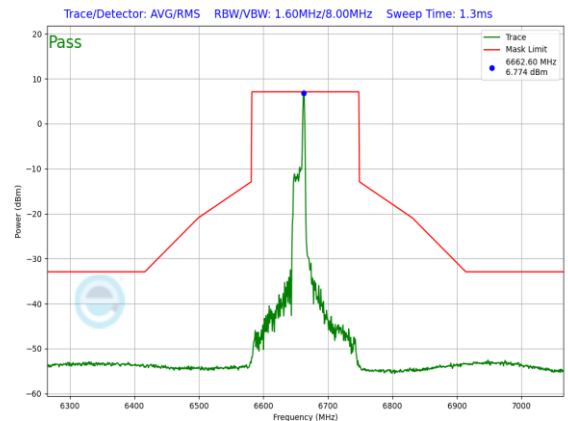
Plot 7-1015. SP In-Band Emission Plot CDD Primary Antenna 3c (80MHz 802.11ax RU996 (UNII Band 7) – Ch. 151)



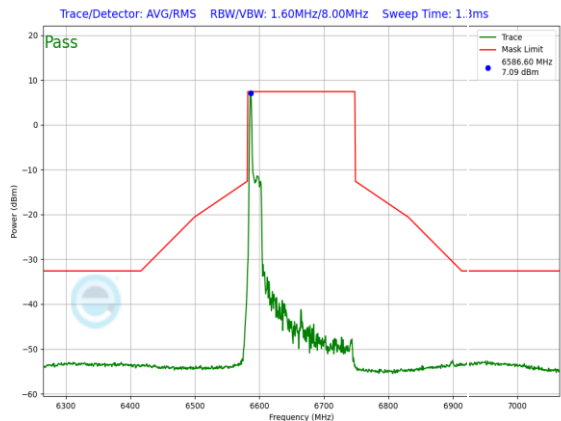
Plot 7-1018. SP In-Band Emission Plot SDM Primary Antenna 3a (160MHz 802.11ax RU26 (UNII Band 7) – Ch. 143)



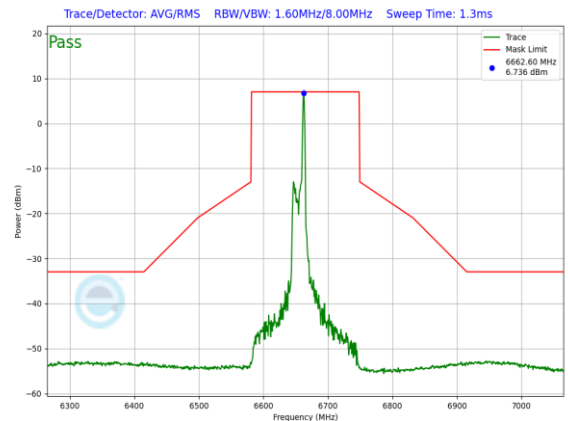
Plot 7-1016. SP In-Band Emission Plot CDD Primary Antenna 3a (80MHz 802.11ax RU996 (UNII Band 7) – Ch. 151)



Plot 7-1019. SP In-Band Emission Plot SDM Primary Antenna 3c (160MHz 802.11ax RU26 (UNII Band 7) – Ch. 143)



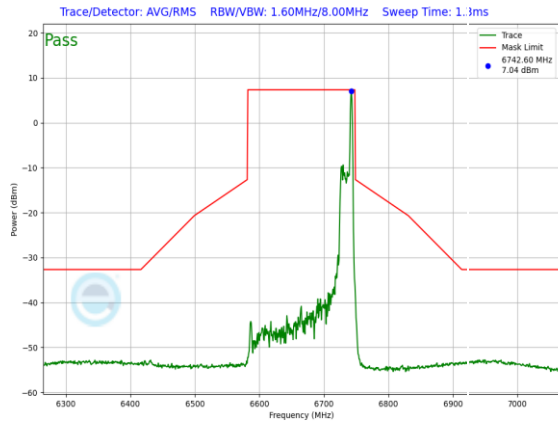
Plot 7-1017. SP In-Band Emission Plot SDM Primary Antenna 3c (160MHz 802.11ax RU26 (UNII Band 7) – Ch. 143)



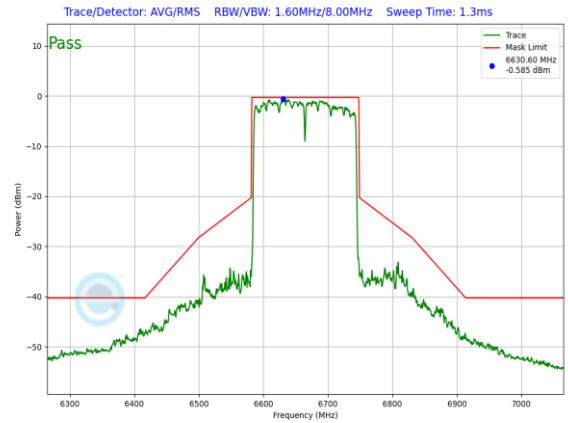
Plot 7-1020. SP In-Band Emission Plot SDM Primary Antenna 3a (160MHz 802.11ax RU26 (UNII Band 7) – Ch. 143)

FCC ID: BCGA2903 IC: 579C-A2903		MEASUREMENT REPORT (CERTIFICATION)	Approved by: Technical Manager
Test Report S/N: 1C2311270064-27-R1.BCG	Test Dates: 11/28/2023 - 04/04/2024	EUT Type: Tablet Device	Page 282 of 613

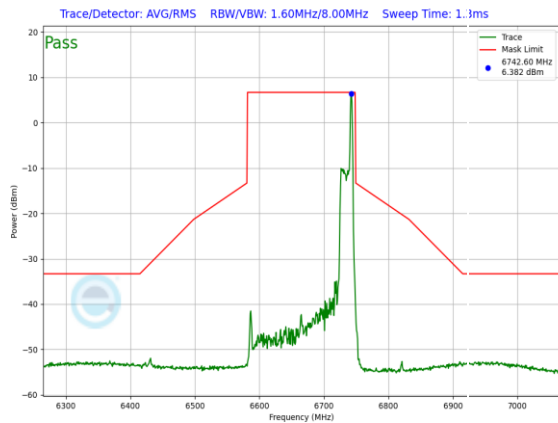




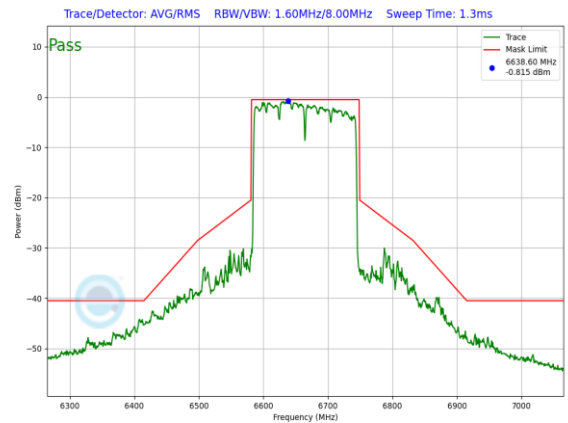
Plot 7-1021. SP In-Band Emission Plot SDM Primary Antenna 3c (160MHz 802.11ax RU26 (UNII Band 7) – Ch. 143)



Plot 7-1023. SP In-Band Emission Plot CDD Primary Antenna 3c (160MHz 802.11ax RU996x2 (UNII Band 7) – Ch. 143)



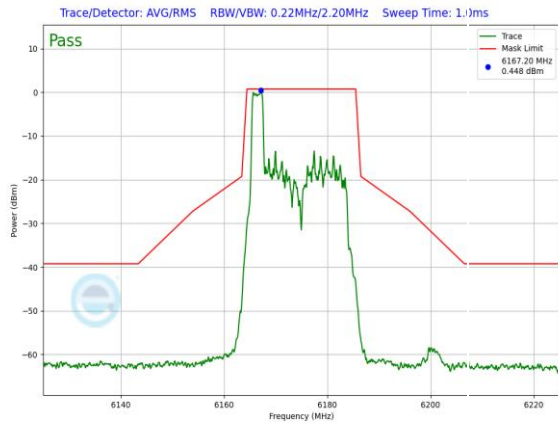
Plot 7-1022. SP In-Band Emission Plot SDM Primary Antenna 3a (160MHz 802.11ax RU26 (UNII Band 7) – Ch. 143)



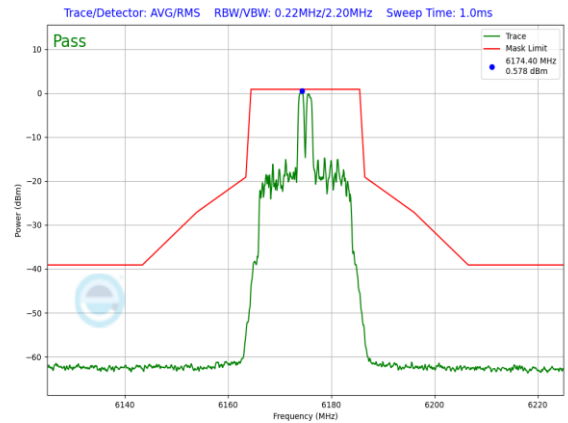
Plot 7-1024. SP In-Band Emission Plot CDD Primary Antenna 3a (160MHz 802.11ax RU996x2 (UNII Band 7) – Ch. 143)

<b>FCC ID:</b> BCGA2903 <b>IC:</b> 579C-A2903		<b>MEASUREMENT REPORT (CERTIFICATION)</b>	<b>Approved by:</b> Technical Manager
<b>Test Report S/N:</b> 1C2311270064-27-R1.BCG	<b>Test Dates:</b> 11/28/2023 - 04/04/2024	<b>EUT Type:</b> Tablet Device	Page 283 of 613

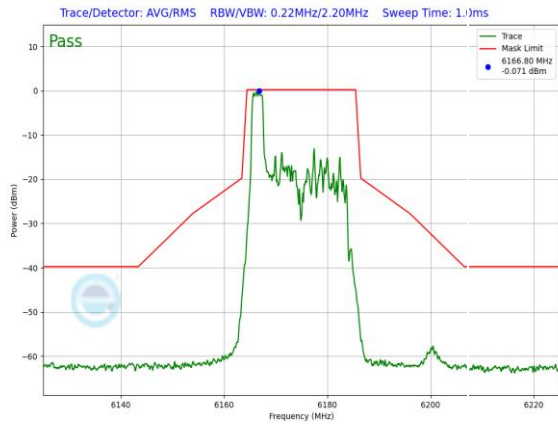
## 7.5.5 CDD/SDM Diversity SP In-Band Emission Measurements



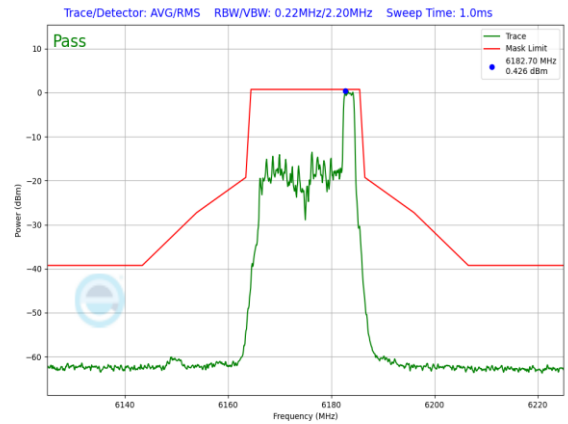
Plot 7-1025. SP In-Band Emission Plot CDD Diversity Antenna 3c (20MHz 802.11ax RU26 (UNII Band 5) – Ch. 45)



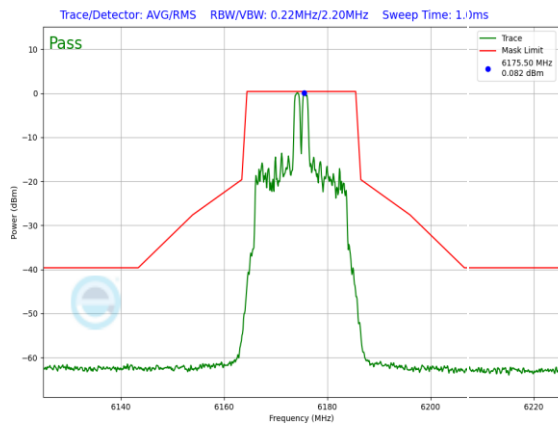
Plot 7-1028. SP In-Band Emission Plot CDD Diversity Antenna 1b (20MHz 802.11ax RU26 (UNII Band 5) – Ch. 45)



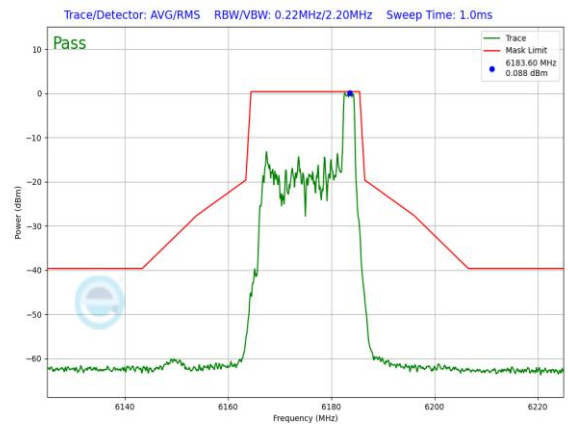
Plot 7-1026. SP In-Band Emission Plot CDD Diversity Antenna 1b (20MHz 802.11ax RU26 (UNII Band 5) – Ch. 45)



Plot 7-1029. SP In-Band Emission Plot CDD Diversity Antenna 3c (20MHz 802.11ax RU26 (UNII Band 5) – Ch. 45)

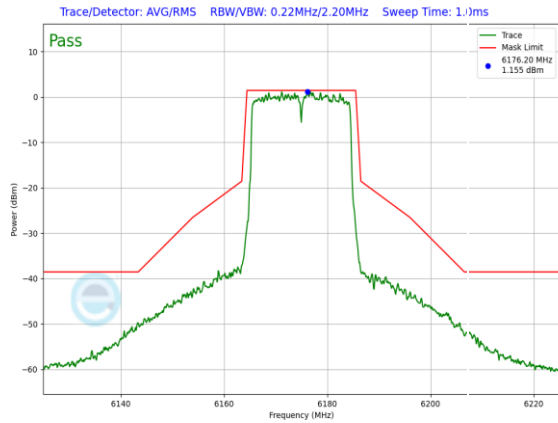


Plot 7-1027. SP In-Band Emission Plot CDD Diversity Antenna 3c (20MHz 802.11ax RU26 (UNII Band 5) – Ch. 45)

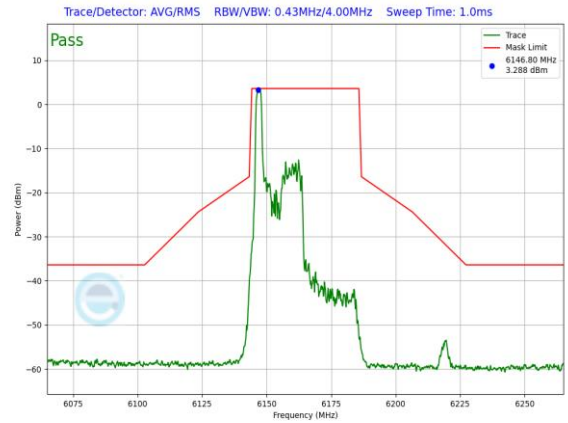


Plot 7-1030. SP In-Band Emission Plot CDD Diversity Antenna 1b (20MHz 802.11ax RU26 (UNII Band 5) – Ch. 45)

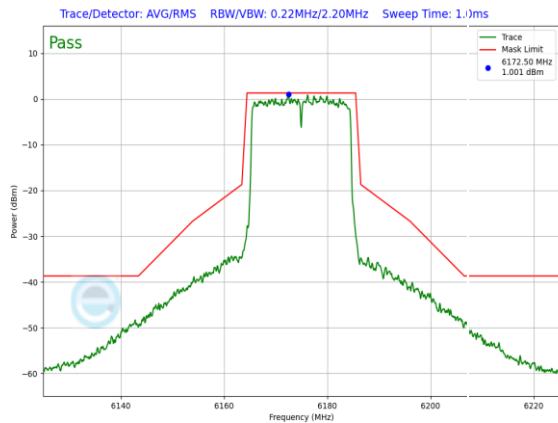
FCC ID: BCGA2903 IC: 579C-A2903		MEASUREMENT REPORT (CERTIFICATION)	Approved by: Technical Manager
Test Report S/N: 1C2311270064-27-R1.BCG	Test Dates: 11/28/2023 - 04/04/2024	EUT Type: Tablet Device	Page 284 of 613



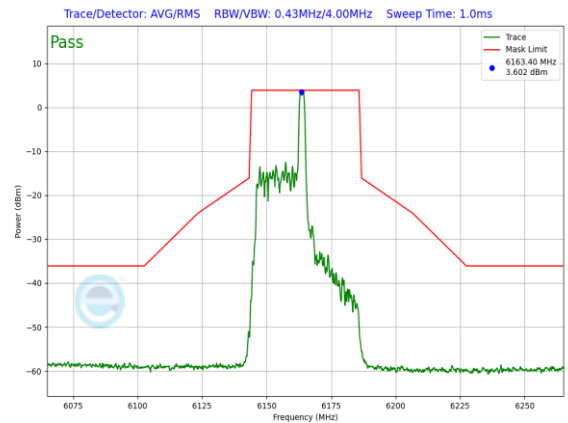
Plot 7-1031. SP In-Band Emission Plot CDD Diversity Antenna 3c (20MHz) 802.11ax RU242 (UNII Band 5) – Ch. 45



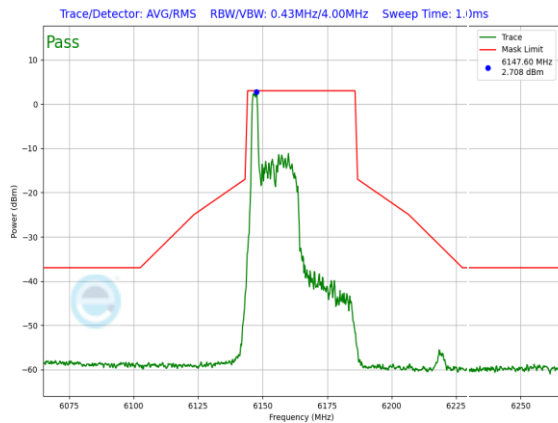
Plot 7-1034. SP In-Band Emission Plot CDD Diversity Antenna 1b (40MHz) 802.11ax RU26 (UNII Band 5) – Ch. 43



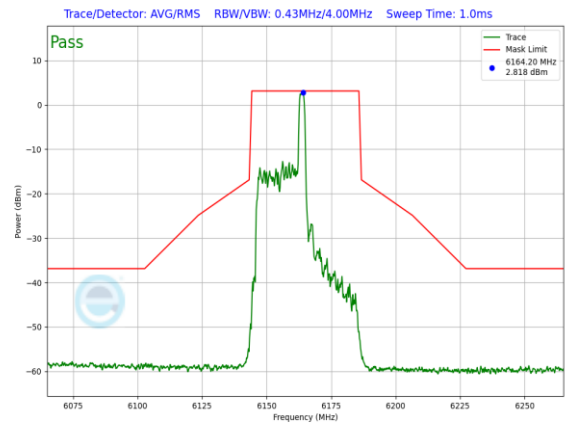
Plot 7-1032. SP In-Band Emission Plot CDD Diversity Antenna 1b (20MHz) 802.11ax RU242 (UNII Band 5) – Ch. 45



Plot 7-1035. SP In-Band Emission Plot CDD Diversity Antenna 3c (40MHz) 802.11ax RU26 (UNII Band 5) – Ch. 43

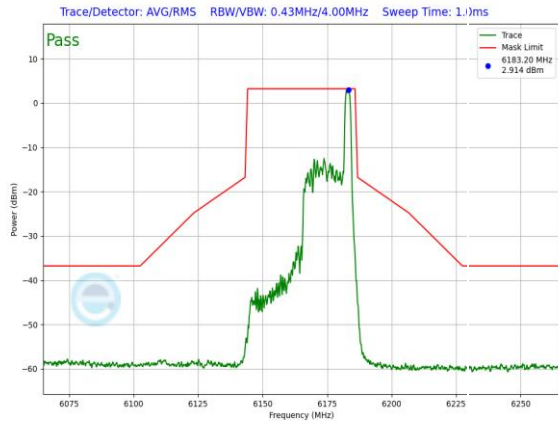


Plot 7-1033. SP In-Band Emission Plot CDD Diversity Antenna 3c (40MHz) 802.11ax RU26 (UNII Band 5) – Ch. 43

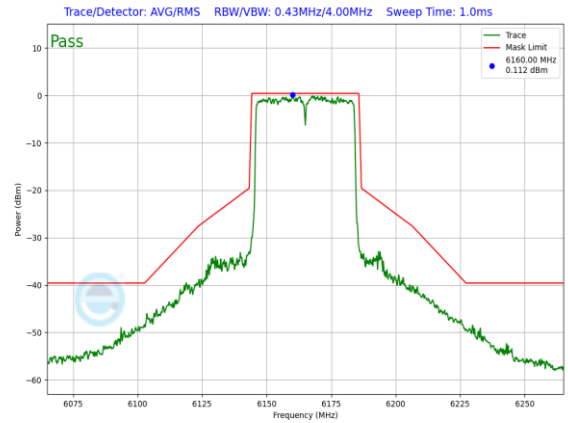


Plot 7-1036. SP In-Band Emission Plot CDD Diversity Antenna 1b (40MHz) 802.11ax RU26 (UNII Band 5) – Ch. 43

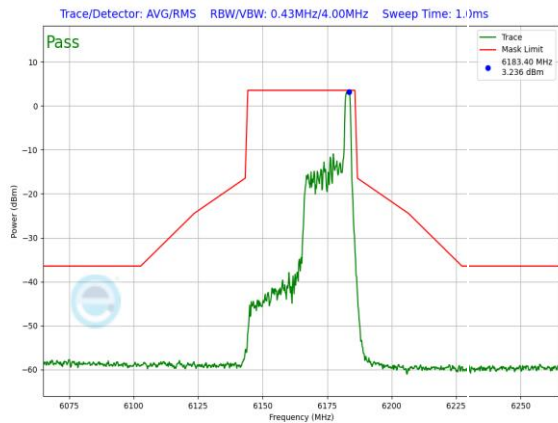
FCC ID: BCGA2903 IC: 579C-A2903		MEASUREMENT REPORT (CERTIFICATION)	Approved by: Technical Manager
Test Report S/N: 1C2311270064-27-R1.BCG	Test Dates: 11/28/2023 - 04/04/2024	EUT Type: Tablet Device	Page 285 of 613



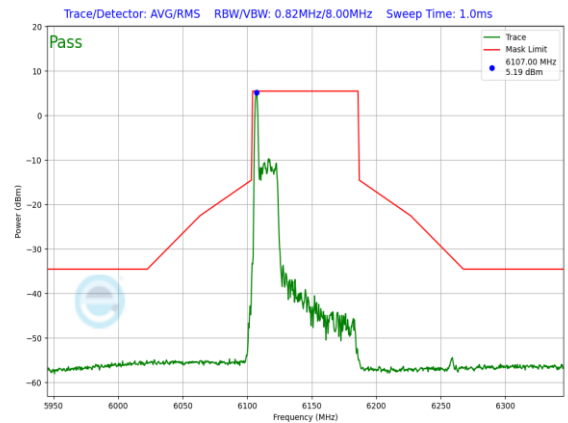
Plot 7-1037. SP In-Band Emission Plot CDD Diversity Antenna 3c (40MHz) 802.11ax RU26 (UNII Band 5) – Ch. 43)



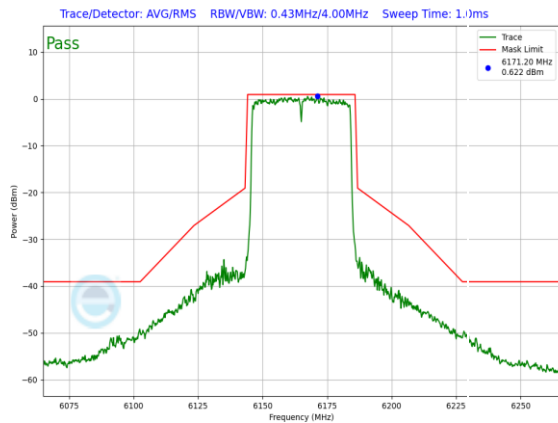
Plot 7-1040. SP In-Band Emission Plot CDD Diversity Antenna 1b (40MHz) 802.11ax RU484 (UNII Band 5) – Ch. 43)



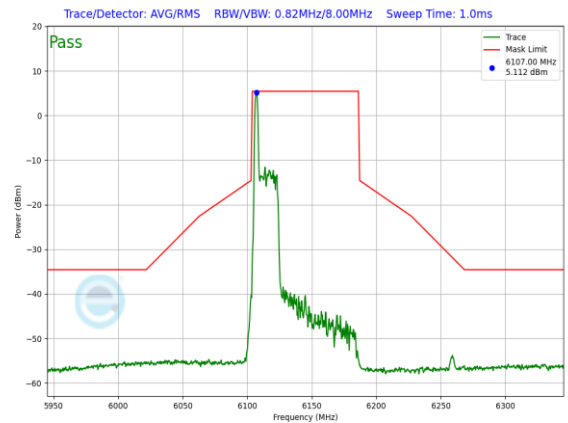
Plot 7-1038. SP In-Band Emission Plot CDD Diversity Antenna 1b (40MHz) 802.11ax RU26 (UNII Band 5) – Ch. 43)



Plot 7-1041. SP In-Band Emission Plot CDD Diversity Antenna 3c (80MHz) 802.11ax RU26 (UNII Band 5) – Ch. 39)

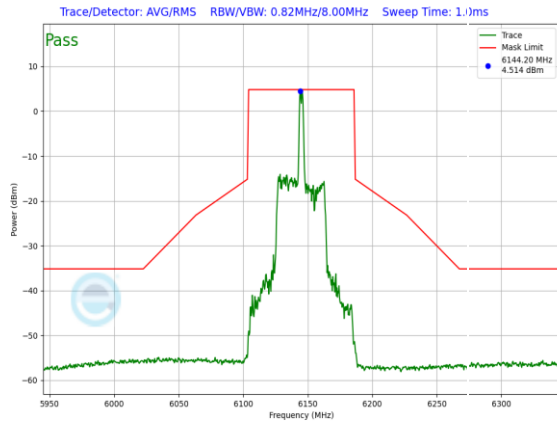


Plot 7-1039. SP In-Band Emission Plot CDD Diversity Antenna 3c (40MHz) 802.11ax RU484 (UNII Band 5) – Ch. 43)

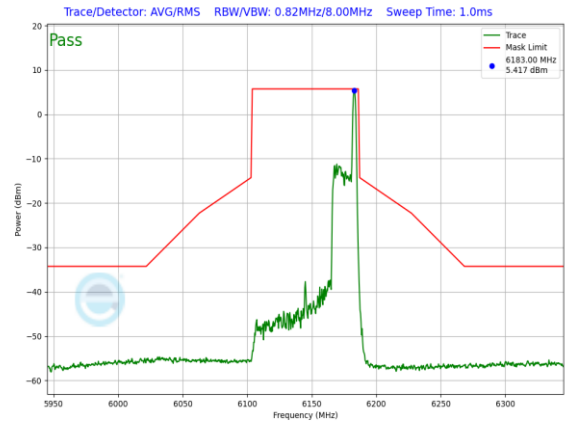


Plot 7-1042. SP In-Band Emission Plot CDD Diversity Antenna 1b (80MHz) 802.11ax RU26 (UNII Band 5) – Ch. 39)

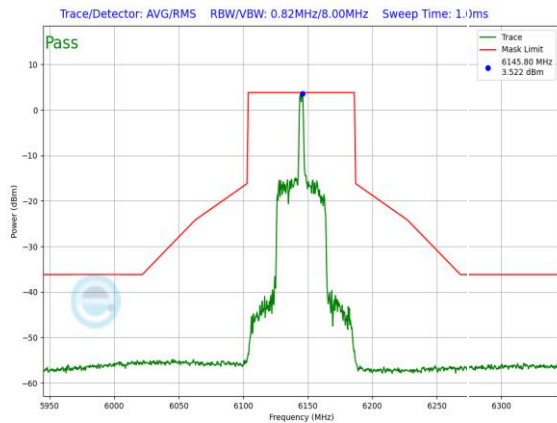
FCC ID: BCGA2903 IC: 579C-A2903		MEASUREMENT REPORT (CERTIFICATION)	Approved by: Technical Manager
Test Report S/N: 1C2311270064-27-R1.BCG	Test Dates: 11/28/2023 - 04/04/2024	EUT Type: Tablet Device	Page 286 of 613



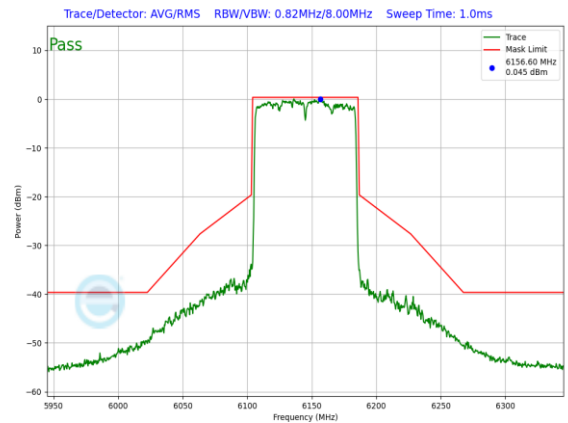
Plot 7-1043. SP In-Band Emission Plot CDD Diversity Antenna 3c (80MHz) 802.11ax RU26 (UNII Band 5) – Ch. 39)



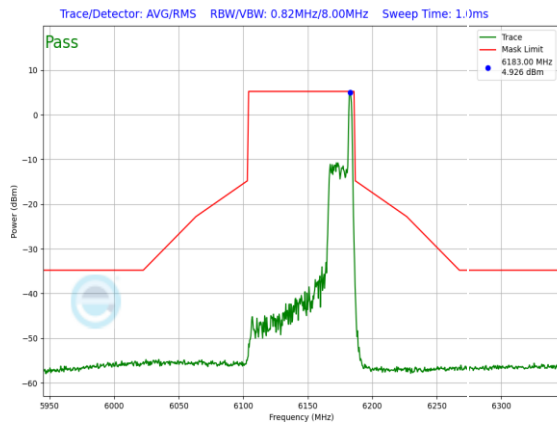
Plot 7-1046. SP In-Band Emission Plot CDD Diversity Antenna 1b (80MHz) 802.11ax RU26 (UNII Band 5) – Ch. 39)



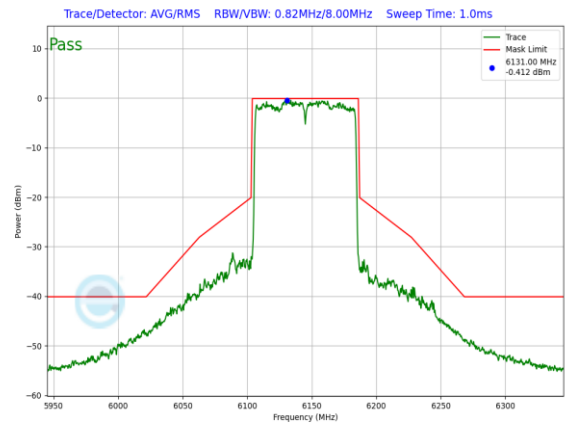
Plot 7-1044. SP In-Band Emission Plot CDD Diversity Antenna 1b (80MHz) 802.11ax RU26 (UNII Band 5) – Ch. 39)



Plot 7-1047. SP In-Band Emission Plot CDD Diversity Antenna 3c (80MHz) 802.11ax RU996 (UNII Band 5) – Ch. 39)



Plot 7-1045. SP In-Band Emission Plot CDD Diversity Antenna 3c (80MHz) 802.11ax RU26 (UNII Band 5) – Ch. 39)



Plot 7-1048. SP In-Band Emission Plot CDD Diversity Antenna 1b (80MHz) 802.11ax RU996 (UNII Band 5) – Ch. 39)

FCC ID: BCGA2903 IC: 579C-A2903		MEASUREMENT REPORT (CERTIFICATION)	Approved by: Technical Manager
Test Report S/N: 1C2311270064-27-R1.BCG	Test Dates: 11/28/2023 - 04/04/2024	EUT Type: Tablet Device	Page 287 of 613