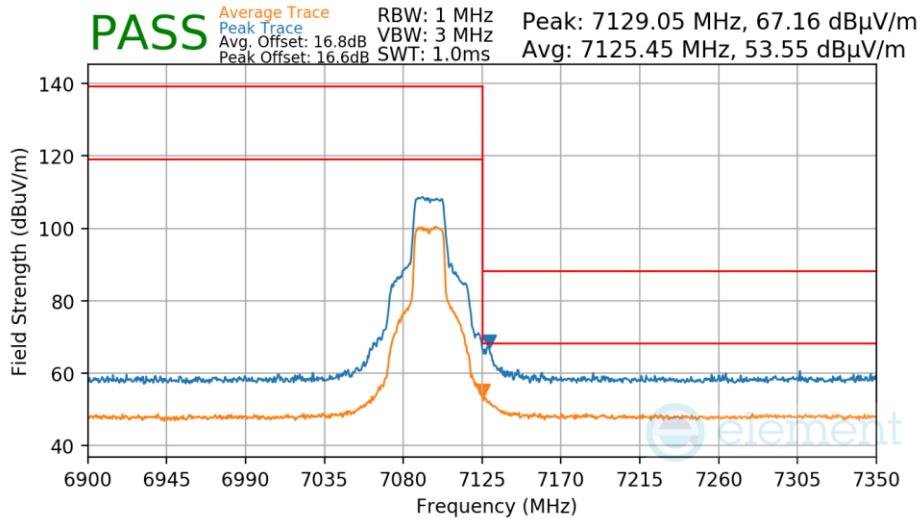
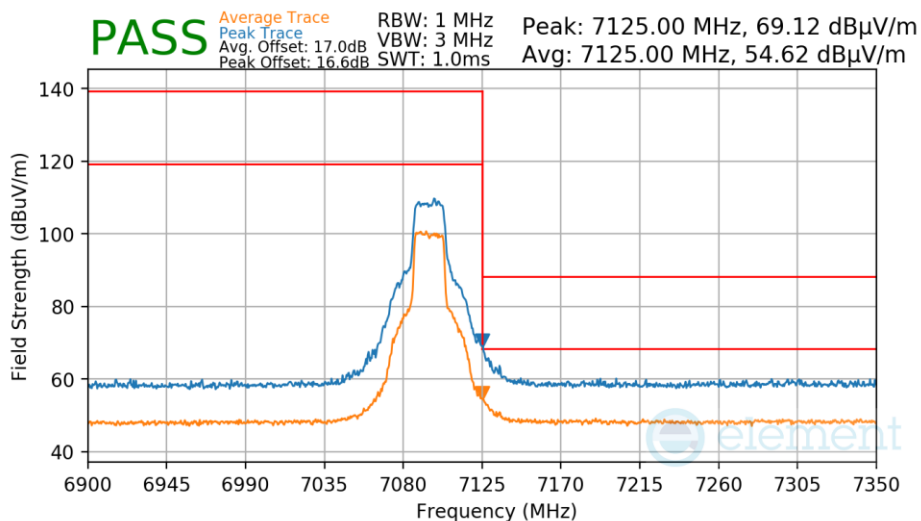


Worst Case Mode: 802.11a
 Worst Case Transfer Rate: 24Mbps
 Distance of Measurements: 3 Meters
 Operating Frequency: 7095MHz
 Channel: 229



Plot 7-1485. Antenna 1b Radiated Upper Band Edge (Peak/Average – UNII Band 8)

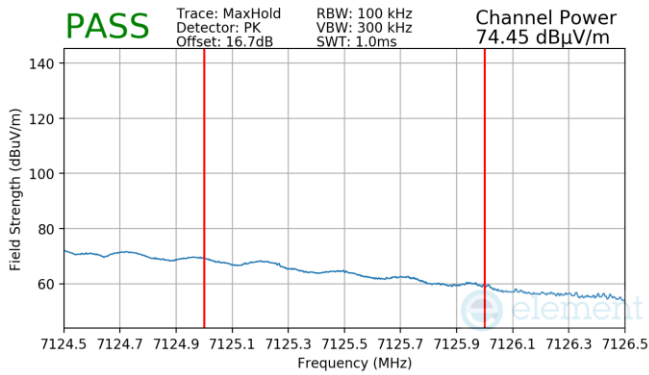
Worst Case Mode: 802.11a
 Worst Case Transfer Rate: 54Mbps
 Distance of Measurements: 3 Meters
 Operating Frequency: 7095MHz
 Channel: 229



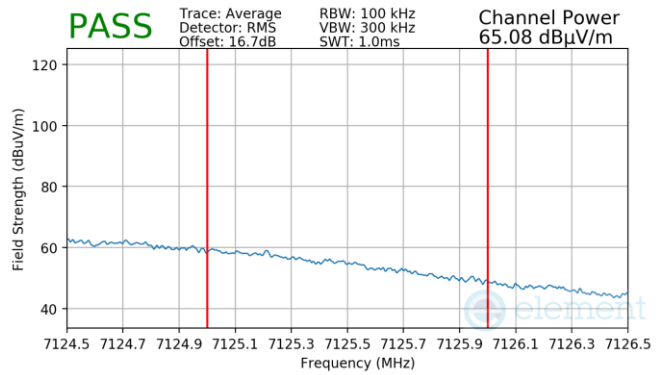
Plot 7-1486. Antenna 1b Radiated Upper Band Edge (Peak/Average – UNII Band 8)

FCC ID: BCGA2903 IC: 579C-A2903		MEASUREMENT REPORT (CERTIFICATION)	Approved by: Technical Manager
Test Report S/N: 1C2311270064-26-R1.BCG	Test Dates: 11/28/2023 - 04/04/2024	EUT Type: Tablet Device	Page 467 of 523

Worst Case Mode: 802.11a
 Worst Case Transfer Rate: 12Mbps
 Distance of Measurements: 3 Meters
 Operating Frequency: 7115MHz
 Channel: 233

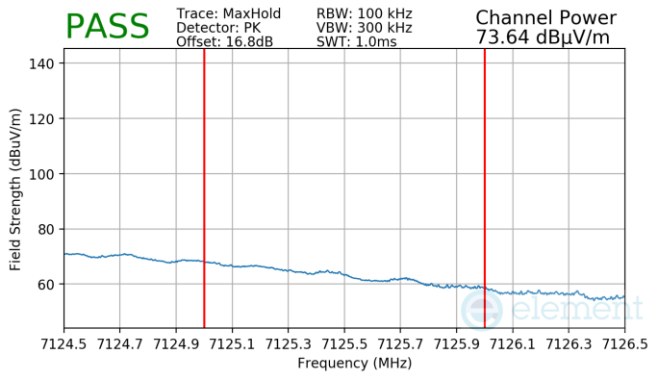


Plot 7-1487. Antenna 1b Radiated Upper Band Edge (Peak – UNII Band 8)

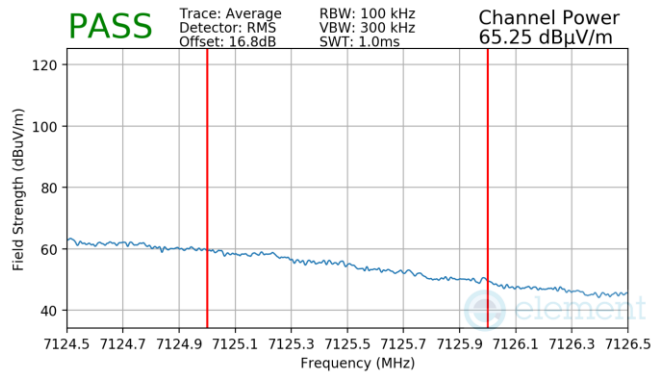


Plot 7-1488. Antenna 1b Radiated Upper Band Edge (Average – UNII Band 8)

Worst Case Mode: 802.11a
 Worst Case Transfer Rate: 24Mbps
 Distance of Measurements: 3 Meters
 Operating Frequency: 7115MHz
 Channel: 233



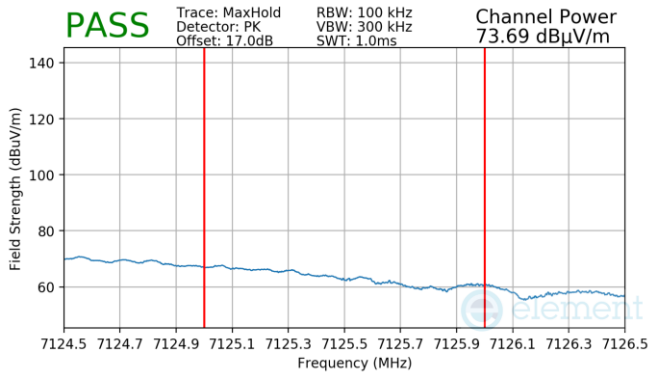
Plot 7-1489. Antenna 1b Radiated Upper Band Edge (Peak – UNII Band 8)



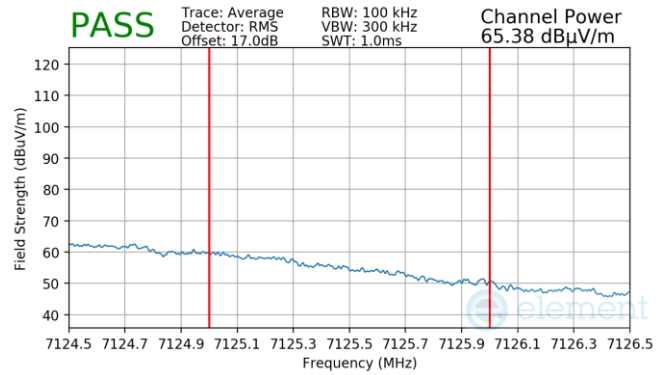
Plot 7-1490. Antenna 1b Radiated Upper Band Edge (Average – UNII Band 8)

FCC ID: BCGA2903 IC: 579C-A2903		MEASUREMENT REPORT (CERTIFICATION)	Approved by: Technical Manager
Test Report S/N: 1C2311270064-26-R1.BCG	Test Dates: 11/28/2023 - 04/04/2024	EUT Type: Tablet Device	Page 468 of 523

Worst Case Mode: 802.11a
 Worst Case Transfer Rate: 54Mbps
 Distance of Measurements: 3 Meters
 Operating Frequency: 7115MHz
 Channel: 233



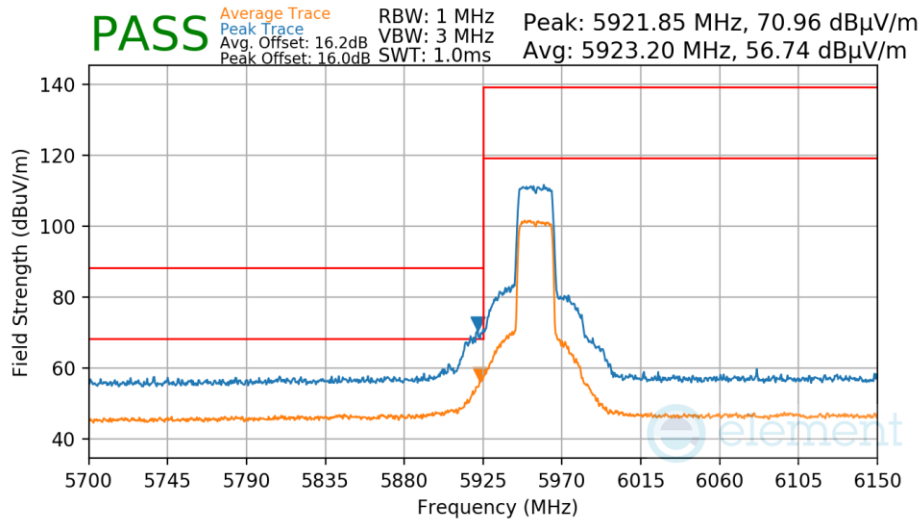
Plot 7-1491. Antenna 1b Radiated Upper Band Edge (Peak – UNII Band 8)



Plot 7-1492. Antenna 1b Radiated Upper Band Edge (Average – UNII Band 8)

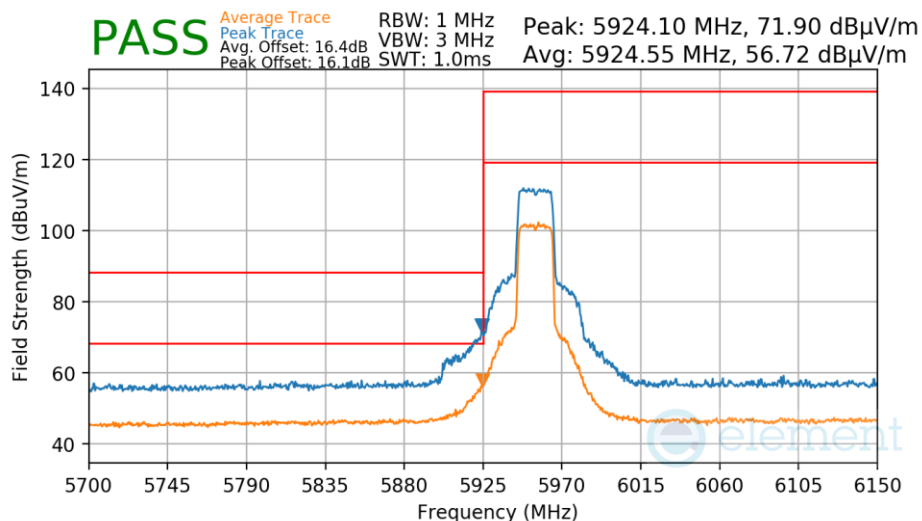
FCC ID: BCGA2903 IC: 579C-A2903	 MEASUREMENT REPORT (CERTIFICATION)	Approved by: Technical Manager
Test Report S/N: 1C2311270064-26-R1.BCG		Test Dates: 11/28/2023 - 04/04/2024

Worst Case Mode: 802.11ax
 Worst Case Transfer Rate: MCS0
 Distance of Measurements: 3 Meters
 Operating Frequency: 5955MHz
 Channel: 1



Plot 7-1493. Antenna 1b Radiated Lower Band Edge (Peak/Average – UNII Band 5)

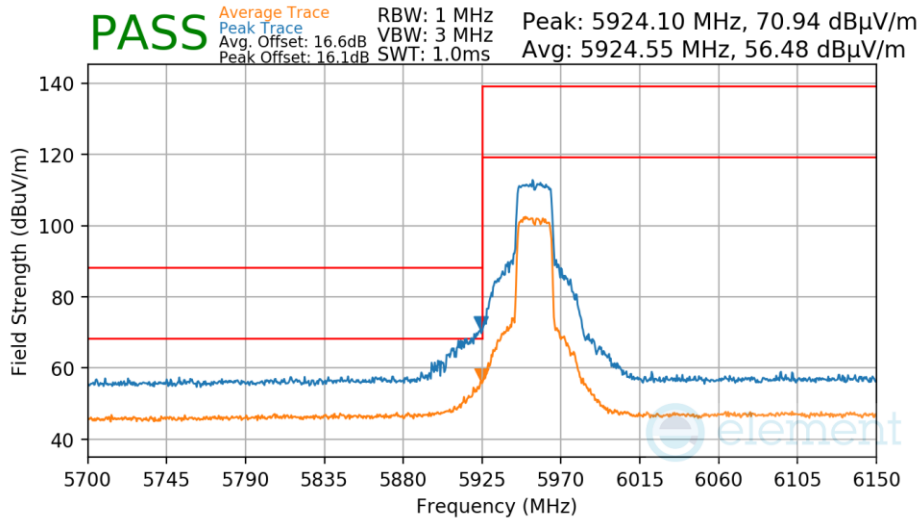
Worst Case Mode: 802.11ax
 Worst Case Transfer Rate: MCS4
 Distance of Measurements: 3 Meters
 Operating Frequency: 5955MHz
 Channel: 1



Plot 7-1494. Antenna 1b Radiated Lower Band Edge (Peak/Average – UNII Band 5)

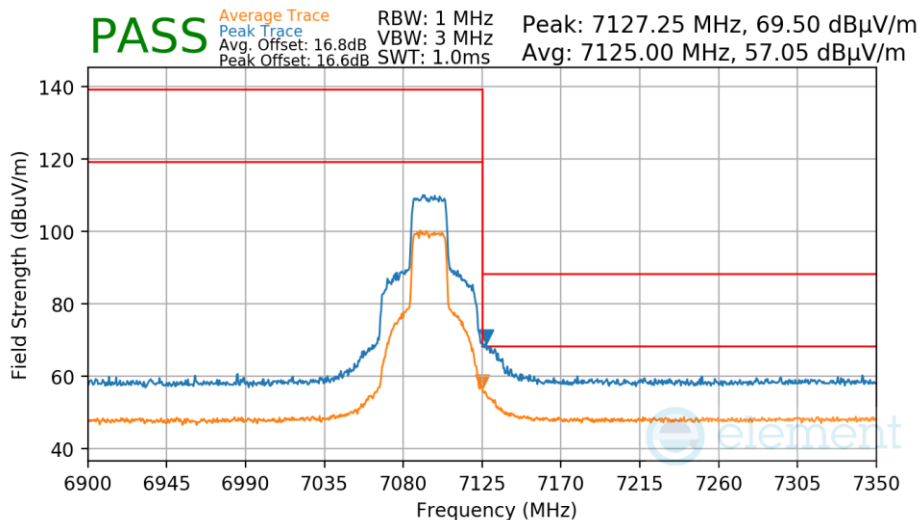
FCC ID: BCGA2903 IC: 579C-A2903		MEASUREMENT REPORT (CERTIFICATION)	Approved by: Technical Manager
Test Report S/N: 1C2311270064-26-R1.BCG	Test Dates: 11/28/2023 - 04/04/2024	EUT Type: Tablet Device	Page 470 of 523

Worst Case Mode: 802.11ax
 Worst Case Transfer Rate: MCS11
 Distance of Measurements: 3 Meters
 Operating Frequency: 5955MHz
 Channel: 1



Plot 7-1495. Antenna 1b Radiated Lower Band Edge (Peak/Average – UNII Band 5)

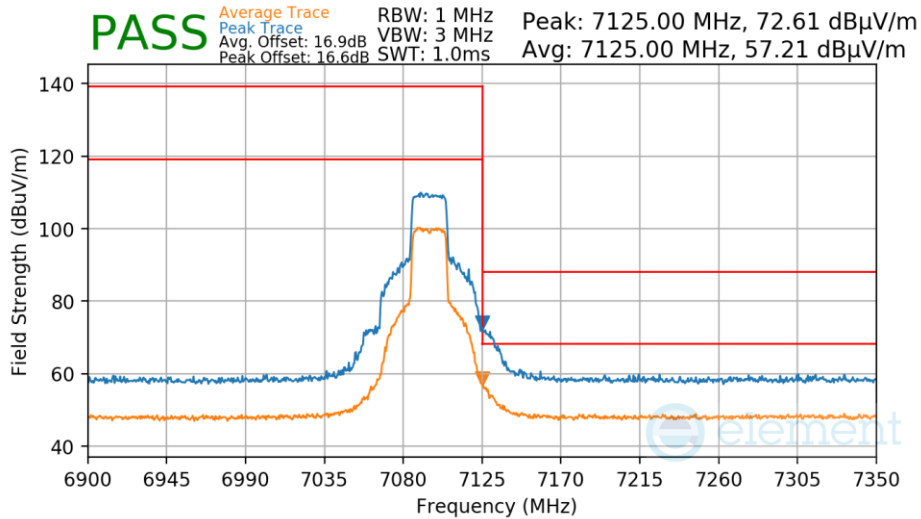
Worst Case Mode: 802.11ax
 Worst Case Transfer Rate: MCS0
 Distance of Measurements: 3 Meters
 Operating Frequency: 7095MHz
 Channel: 229



Plot 7-1496. Antenna 1b Radiated Upper Band Edge (Peak/Average – UNII Band 8)

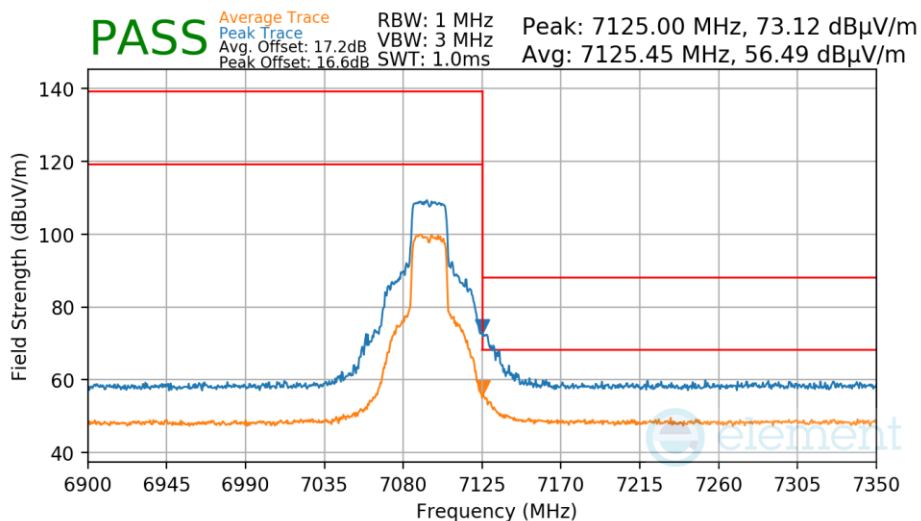
FCC ID: BCGA2903 IC: 579C-A2903	 MEASUREMENT REPORT (CERTIFICATION)	Approved by: Technical Manager
Test Report S/N: 1C2311270064-26-R1.BCG		Test Dates: 11/28/2023 - 04/04/2024

Worst Case Mode: 802.11ax
 Worst Case Transfer Rate: MCS4
 Distance of Measurements: 3 Meters
 Operating Frequency: 7095MHz
 Channel: 229



Plot 7-1497. Antenna 1b Radiated Upper Band Edge (Peak/Average – UNII Band 8)

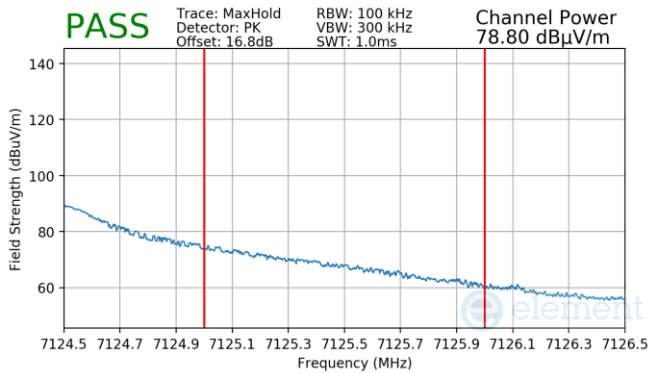
Worst Case Mode: 802.11ax
 Worst Case Transfer Rate: MCS11
 Distance of Measurements: 3 Meters
 Operating Frequency: 7095MHz
 Channel: 229



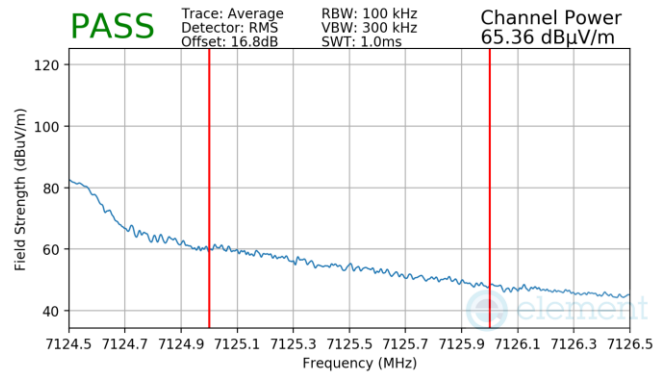
Plot 7-1498. Antenna 1b Radiated Upper Band Edge (Peak/Average – UNII Band 8)

FCC ID: BCGA2903 IC: 579C-A2903		MEASUREMENT REPORT (CERTIFICATION)	Approved by: Technical Manager
Test Report S/N: 1C2311270064-26-R1.BCG	Test Dates: 11/28/2023 - 04/04/2024	EUT Type: Tablet Device	Page 472 of 523

Worst Case Mode: 802.11ax
 Worst Case Transfer Rate: MCS0
 Distance of Measurements: 3 Meters
 Operating Frequency: 7115MHz
 Channel: 233

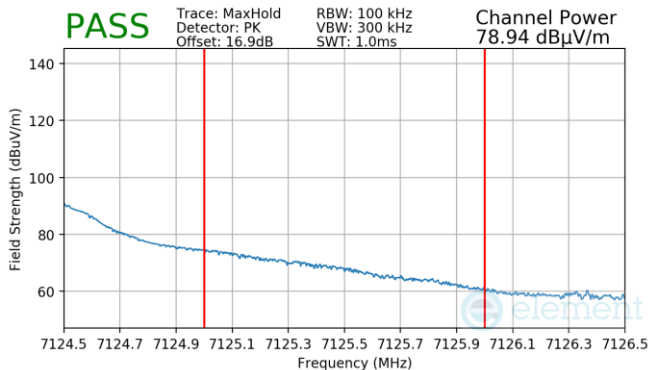


Plot 7-1499. Antenna 1b Radiated Upper Band Edge (Peak – UNII Band 8)

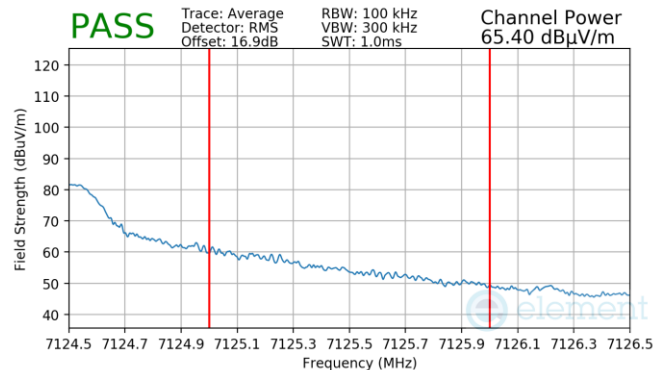


Plot 7-1500. Antenna 1b Radiated Upper Band Edge (Average – UNII Band 8)

Worst Case Mode: 802.11ax
 Worst Case Transfer Rate: MCS4
 Distance of Measurements: 3 Meters
 Operating Frequency: 7115MHz
 Channel: 233



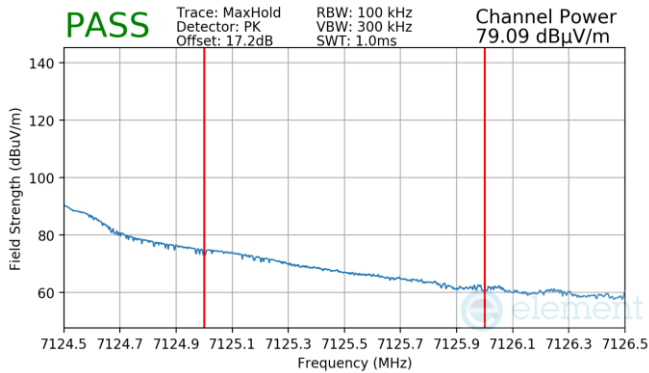
Plot 7-1501. Antenna 1b Radiated Upper Band Edge (Peak – UNII Band 8)



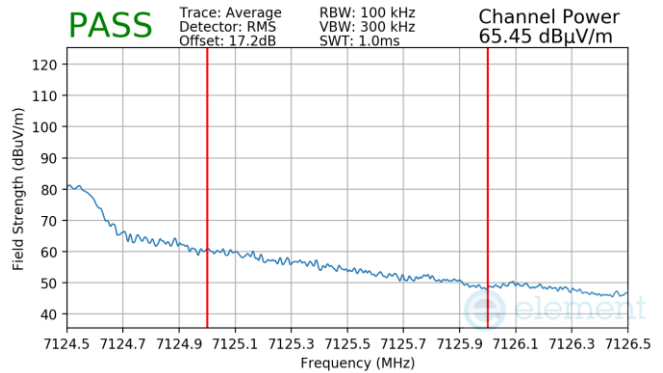
Plot 7-1502. Antenna 1b Radiated Upper Band Edge (Average – UNII Band 8)

FCC ID: BCGA2903 IC: 579C-A2903		MEASUREMENT REPORT (CERTIFICATION)	Approved by: Technical Manager
Test Report S/N: 1C2311270064-26-R1.BCG	Test Dates: 11/28/2023 - 04/04/2024	EUT Type: Tablet Device	Page 473 of 523

Worst Case Mode: 802.11ax
 Worst Case Transfer Rate: MCS11
 Distance of Measurements: 3 Meters
 Operating Frequency: 7115MHz
 Channel: 233



Plot 7-1503. Antenna 1b Radiated Upper Band Edge (Peak – UNII Band 8)

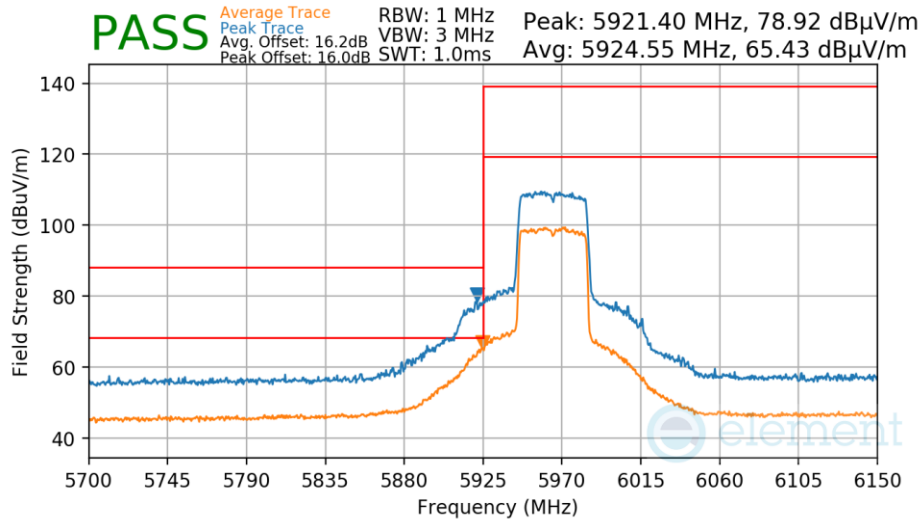


Plot 7-1504. Antenna 1b Radiated Upper Band Edge (Average – UNII Band 8)

FCC ID: BCGA2903 IC: 579C-A2903	 MEASUREMENT REPORT (CERTIFICATION)		Approved by: Technical Manager
Test Report S/N: 1C2311270064-26-R1.BCG	Test Dates: 11/28/2023 - 04/04/2024	EUT Type: Tablet Device	Page 474 of 523

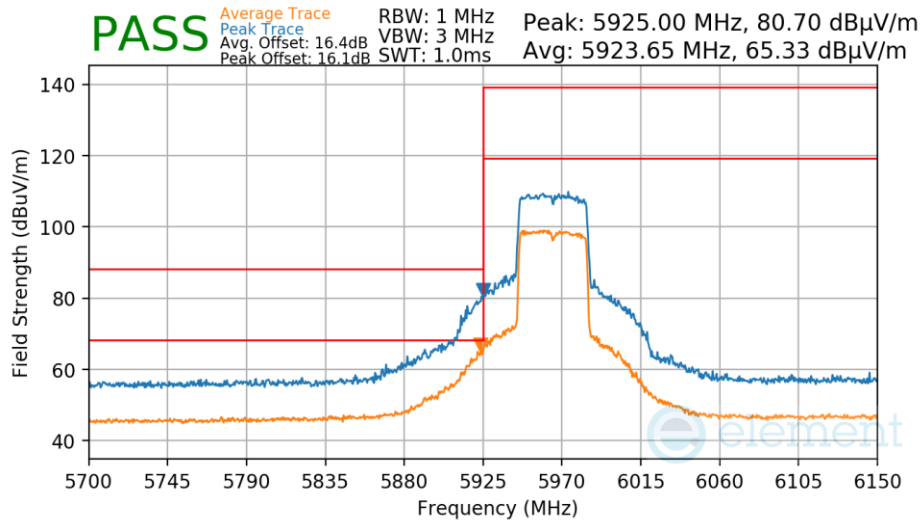
7.7.15 Antenna 1b Radiated Band Edge Measurements (40MHz BW) §15.407(b.1)(b.2) §15.205 §15.209; RSS-Gen [8.9]

Worst Case Mode: 802.11ax
 Worst Case Transfer Rate: MCS0
 Distance of Measurements: 3 Meters
 Operating Frequency: 5965MHz
 Channel: 3



Plot 7-1505. Antenna 1b Radiated Lower Band Edge (Peak & Average – UNII Band 5)

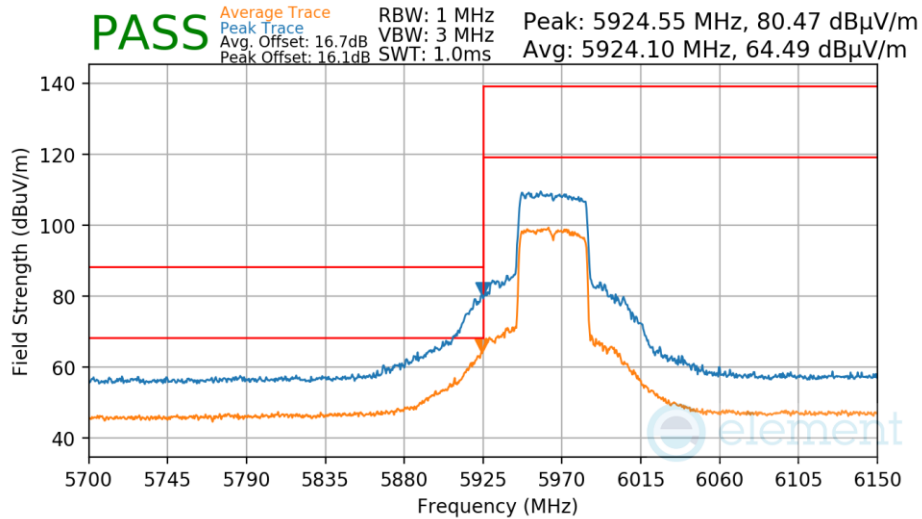
Worst Case Mode: 802.11ax
 Worst Case Transfer Rate: MCS4
 Distance of Measurements: 3 Meters
 Operating Frequency: 5965MHz
 Channel: 3



Plot 7-1506. Antenna 1b Radiated Lower Band Edge (Peak & Average – UNII Band 5)

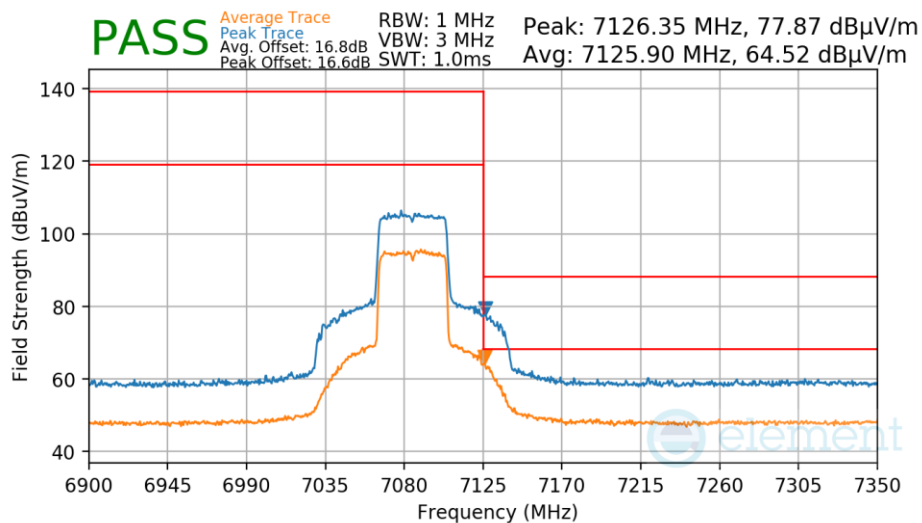
FCC ID: BCGA2903 IC: 579C-A2903	 MEASUREMENT REPORT (CERTIFICATION)	Approved by: Technical Manager
Test Report S/N: 1C2311270064-26-R1.BCG	Test Dates: 11/28/2023 - 04/04/2024	EUT Type: Tablet Device

Worst Case Mode: 802.11ax
 Worst Case Transfer Rate: MCS11
 Distance of Measurements: 3 Meters
 Operating Frequency: 5965MHz
 Channel: 3



Plot 7-1507. Antenna 1b Radiated Lower Band Edge (Peak & Average – UNII Band 5)

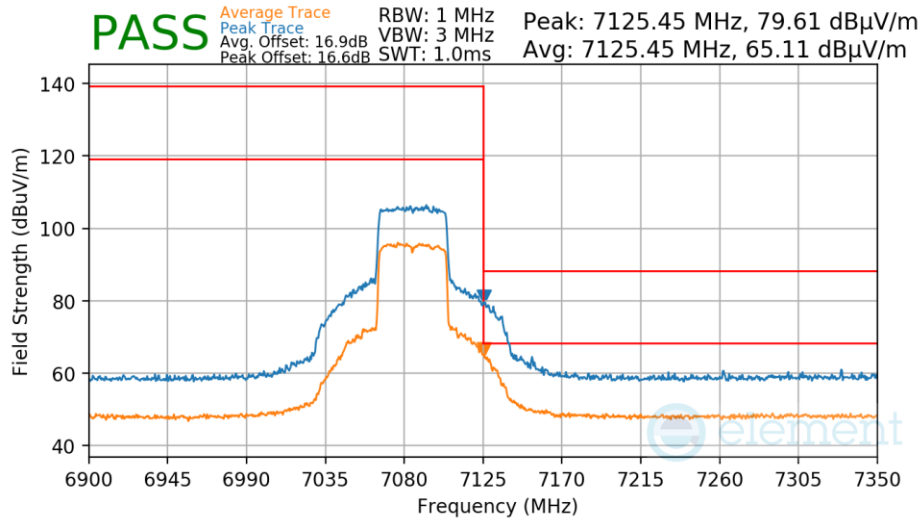
Worst Case Mode: 802.11ax
 Worst Case Transfer Rate: MCS0
 Distance of Measurements: 3 Meters
 Operating Frequency: 7085MHz
 Channel: 227



Plot 7-1508. Antenna 1b Radiated Upper Band Edge (Peak & Average – UNII Band 8)

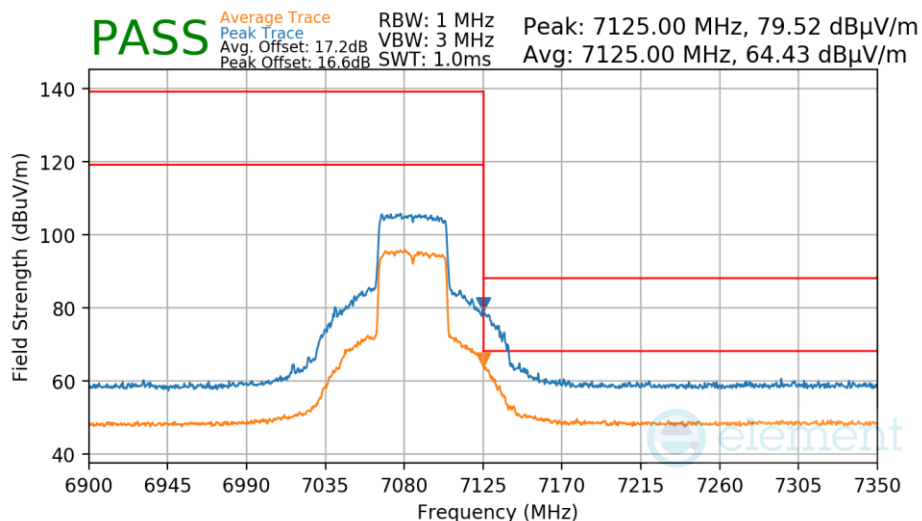
FCC ID: BCGA2903 IC: 579C-A2903		MEASUREMENT REPORT (CERTIFICATION)	Approved by: Technical Manager
Test Report S/N: 1C2311270064-26-R1.BCG	Test Dates: 11/28/2023 - 04/04/2024	EUT Type: Tablet Device	Page 476 of 523

Worst Case Mode: 802.11ax
 Worst Case Transfer Rate: MCS4
 Distance of Measurements: 3 Meters
 Operating Frequency: 7085MHz
 Channel: 227



Plot 7-1509. Antenna 1b Radiated Upper Band Edge (Peak & Average – UNII Band 8)

Worst Case Mode: 802.11ax
 Worst Case Transfer Rate: MCS11
 Distance of Measurements: 3 Meters
 Operating Frequency: 7085MHz
 Channel: 227

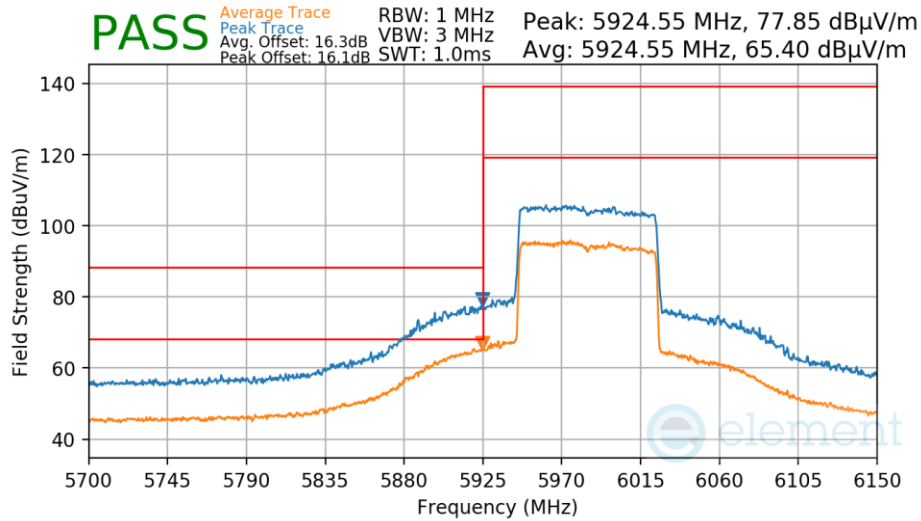


Plot 7-1510. Antenna 1b Radiated Upper Band Edge (Peak & Average – UNII Band 8)

FCC ID: BCGA2903 IC: 579C-A2903		MEASUREMENT REPORT (CERTIFICATION)	Approved by: Technical Manager
Test Report S/N: 1C2311270064-26-R1.BCG	Test Dates: 11/28/2023 - 04/04/2024	EUT Type: Tablet Device	Page 477 of 523

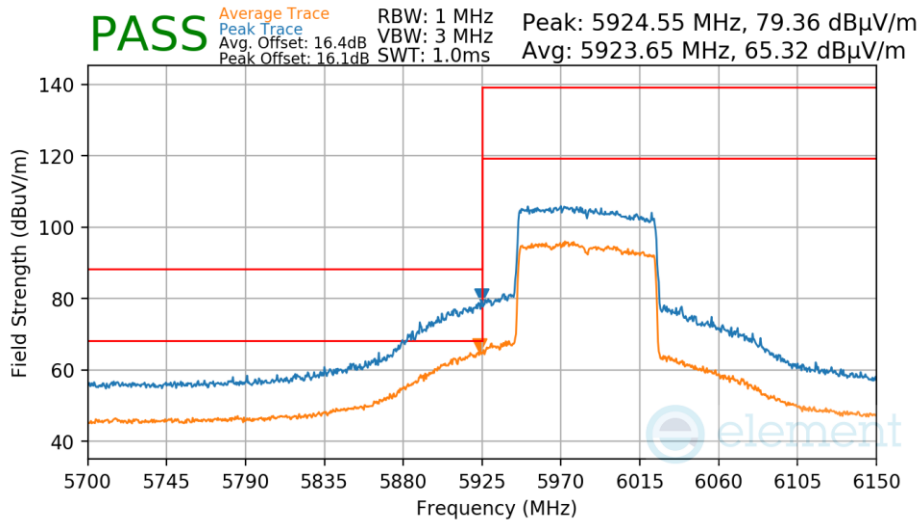
7.7.16 Antenna 1b Radiated Band Edge Measurements (80MHz BW) §15.407(b.1)(b.2) §15.205 §15.209; RSS-Gen [8.9]

Worst Case Mode: 802.11ax
 Worst Case Transfer Rate: MCS0
 Distance of Measurements: 3 Meters
 Operating Frequency: 5985MHz
 Channel: 7



Plot 7-1511. Antenna 1b Radiated Lower Band Edge (Peak & Average – UNII Band 5)

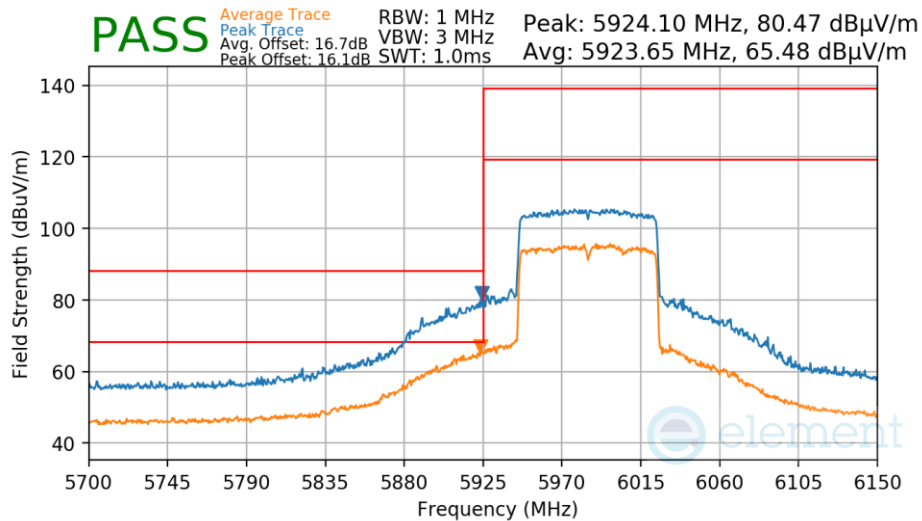
Worst Case Mode: 802.11ax
 Worst Case Transfer Rate: MCS4
 Distance of Measurements: 3 Meters
 Operating Frequency: 5985MHz
 Channel: 7



Plot 7-1512. Antenna 1b Radiated Lower Band Edge (Peak & Average – UNII Band 5)

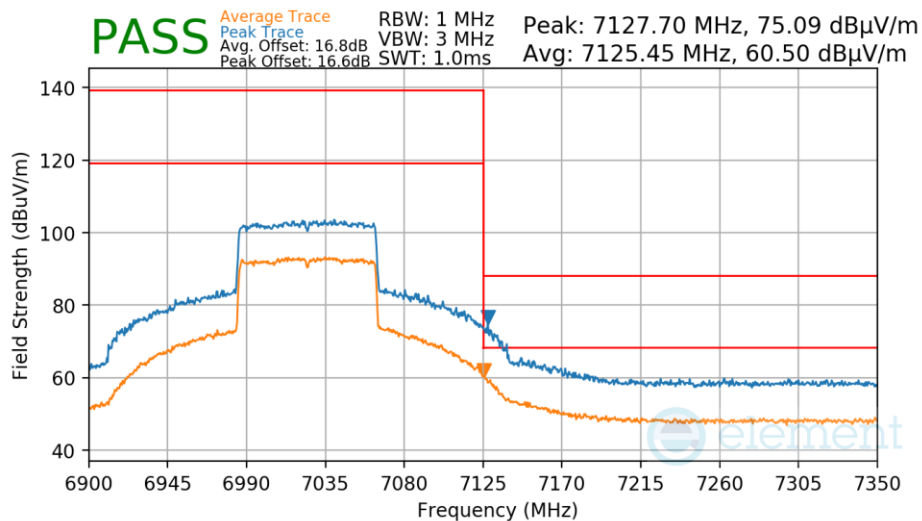
FCC ID: BCGA2903 IC: 579C-A2903		MEASUREMENT REPORT (CERTIFICATION)	Approved by: Technical Manager
Test Report S/N: 1C2311270064-26-R1.BCG	Test Dates: 11/28/2023 - 04/04/2024	EUT Type: Tablet Device	Page 478 of 523

Worst Case Mode: 802.11ax
 Worst Case Transfer Rate: MCS11
 Distance of Measurements: 3 Meters
 Operating Frequency: 5985MHz
 Channel: 7



Plot 7-1513. Antenna 1b Radiated Lower Band Edge (Peak & Average – UNII Band 5)

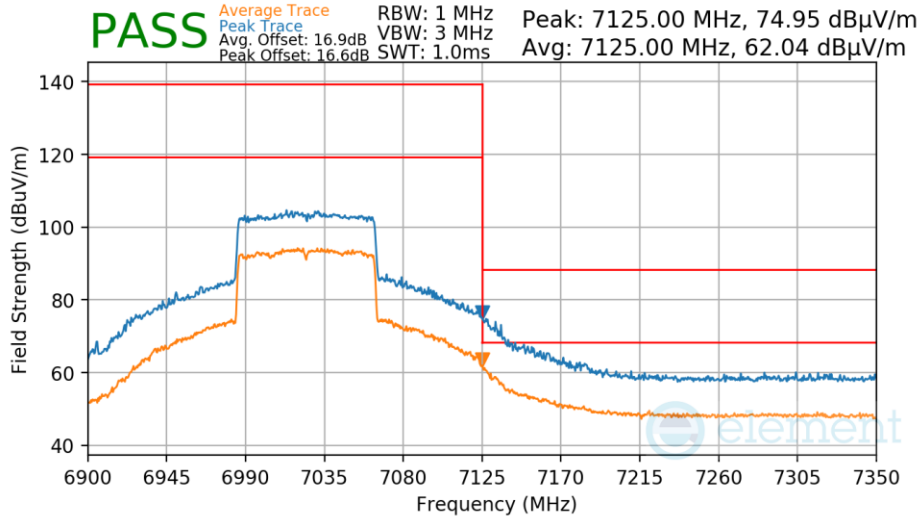
Worst Case Mode: 802.11ax
 Worst Case Transfer Rate: MCS0
 Distance of Measurements: 3 Meters
 Operating Frequency: 7025MHz
 Channel: 215



Plot 7-1514. Antenna 1b Radiated Upper Band Edge (Peak & Average – UNII Band 8)

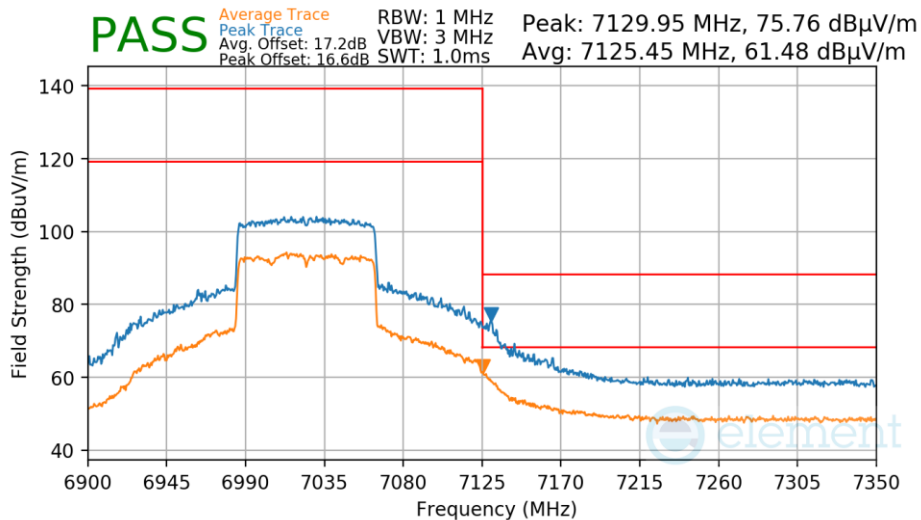
FCC ID: BCGA2903 IC: 579C-A2903		MEASUREMENT REPORT (CERTIFICATION)	Approved by: Technical Manager
Test Report S/N: 1C2311270064-26-R1.BCG	Test Dates: 11/28/2023 - 04/04/2024	EUT Type: Tablet Device	Page 479 of 523

Worst Case Mode: 802.11ax
 Worst Case Transfer Rate: MCS4
 Distance of Measurements: 3 Meters
 Operating Frequency: 7025MHz
 Channel: 215



Plot 7-1515. Antenna 1b Radiated Upper Band Edge (Peak & Average – UNII Band 8)

Worst Case Mode: 802.11ax
 Worst Case Transfer Rate: MCS11
 Distance of Measurements: 3 Meters
 Operating Frequency: 7025MHz
 Channel: 215

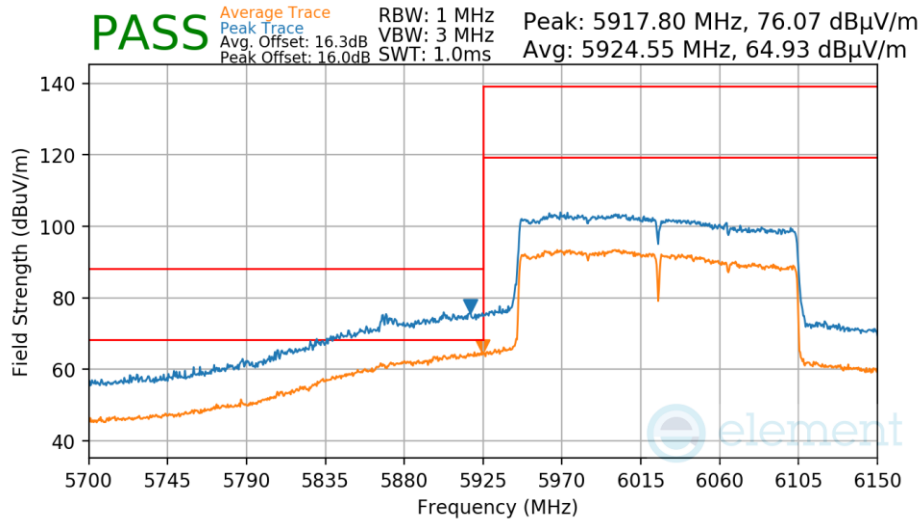


Plot 7-1516. Antenna 1b Radiated Upper Band Edge (Peak & Average – UNII Band 8)

FCC ID: BCGA2903 IC: 579C-A2903		MEASUREMENT REPORT (CERTIFICATION)	Approved by: Technical Manager
Test Report S/N: 1C2311270064-26-R1.BCG	Test Dates: 11/28/2023 - 04/04/2024	EUT Type: Tablet Device	Page 480 of 523

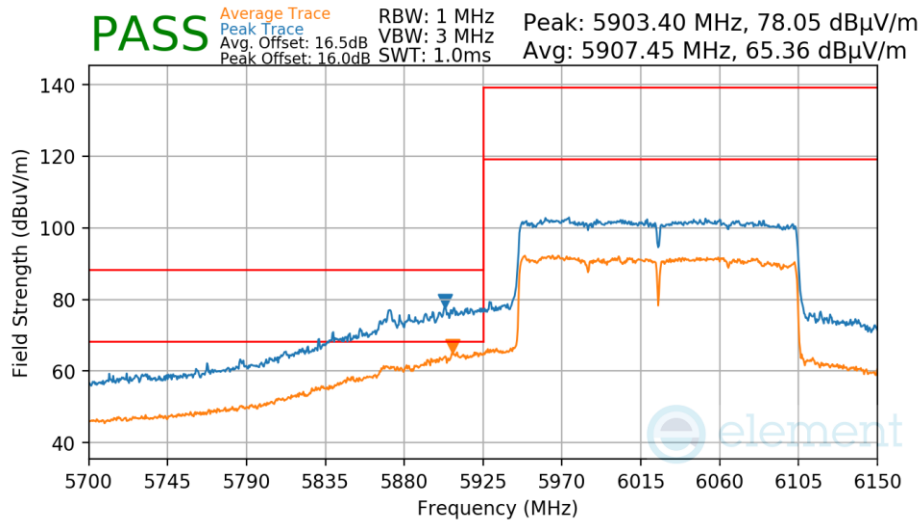
7.7.17 Antenna 1b Radiated Band Edge Measurements (160MHz BW) §15.407(b.1)(b.2) §15.205 §15.209; RSS-Gen [8.9]

Worst Case Mode: 802.11ax
 Worst Case Transfer Rate: MCS0
 Distance of Measurements: 3 Meters
 Operating Frequency: 6025MHz
 Channel: 15



Plot 7-1517. Antenna 1b Radiated Lower Band Edge (Peak & Average – UNII Band 5)

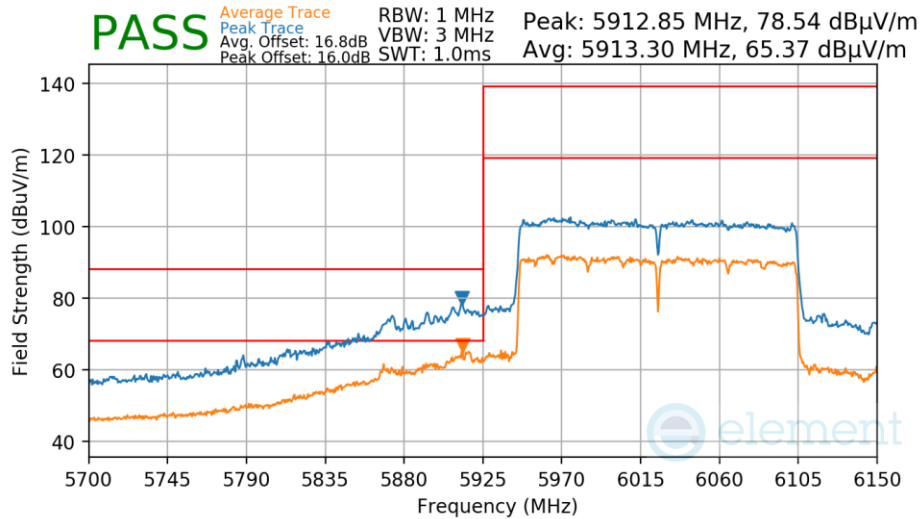
Worst Case Mode: 802.11ax
 Worst Case Transfer Rate: MCS4
 Distance of Measurements: 3 Meters
 Operating Frequency: 6025MHz
 Channel: 15



Plot 7-1518. Antenna 1b Radiated Lower Band Edge (Peak & Average – UNII Band 5)

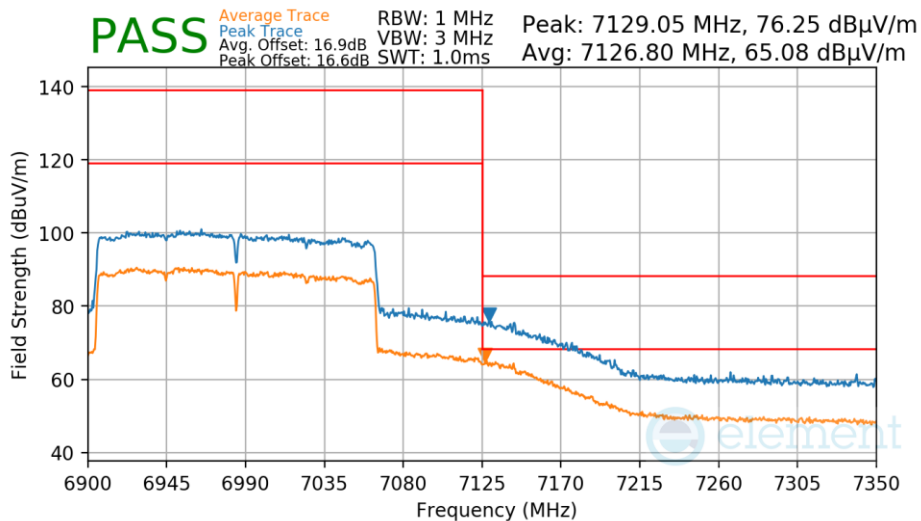
FCC ID: BCGA2903 IC: 579C-A2903		MEASUREMENT REPORT (CERTIFICATION)	Approved by: Technical Manager
Test Report S/N: 1C2311270064-26-R1.BCG	Test Dates: 11/28/2023 - 04/04/2024	EUT Type: Tablet Device	Page 481 of 523

Worst Case Mode: 802.11ax
 Worst Case Transfer Rate: MCS11
 Distance of Measurements: 3 Meters
 Operating Frequency: 6025MHz
 Channel: 15



Plot 7-1519. Antenna 1b Radiated Lower Band Edge (Peak & Average – UNII Band 5)

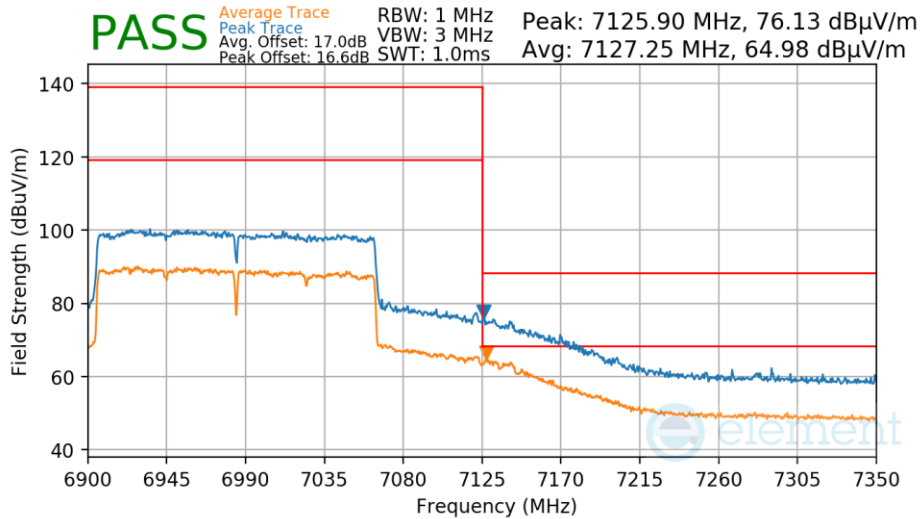
Worst Case Mode: 802.11ax
 Worst Case Transfer Rate: MCS0
 Distance of Measurements: 3 Meters
 Operating Frequency: 6985MHz
 Channel: 207



Plot 7-1520. Antenna 1b Radiated Upper Band Edge (Peak & Average – UNII Band 8)

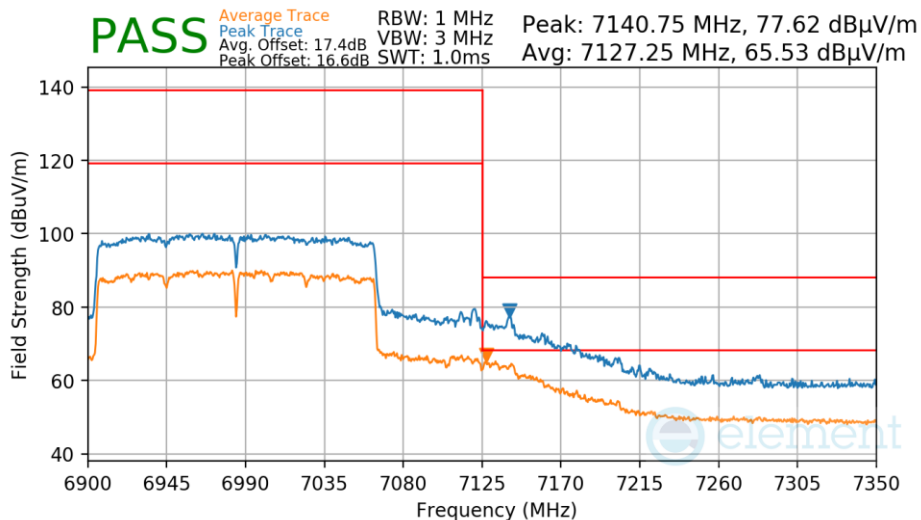
FCC ID: BCGA2903 IC: 579C-A2903		MEASUREMENT REPORT (CERTIFICATION)	Approved by: Technical Manager
Test Report S/N: 1C2311270064-26-R1.BCG	Test Dates: 11/28/2023 - 04/04/2024	EUT Type: Tablet Device	Page 482 of 523

Worst Case Mode: 802.11ax
 Worst Case Transfer Rate: MCS4
 Distance of Measurements: 3 Meters
 Operating Frequency: 6985MHz
 Channel: 207



Plot 7-1521. Antenna 1b Radiated Upper Band Edge (Peak & Average – UNII Band 8)

Worst Case Mode: 802.11ax
 Worst Case Transfer Rate: MCS11
 Distance of Measurements: 3 Meters
 Operating Frequency: 6985MHz
 Channel: 207

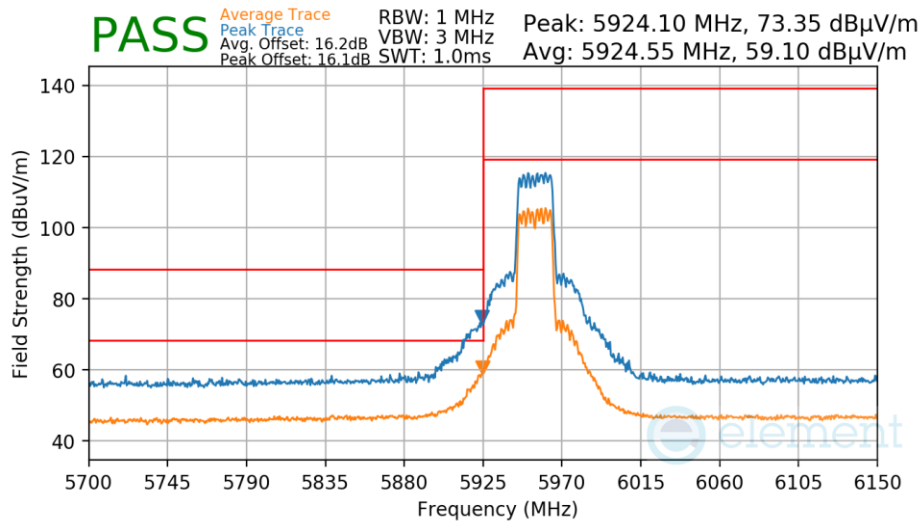


Plot 7-1522. Antenna 1b Radiated Upper Band Edge (Peak & Average – UNII Band 8)

FCC ID: BCGA2903 IC: 579C-A2903		MEASUREMENT REPORT (CERTIFICATION)	Approved by: Technical Manager
Test Report S/N: 1C2311270064-26-R1.BCG	Test Dates: 11/28/2023 - 04/04/2024	EUT Type: Tablet Device	Page 483 of 523

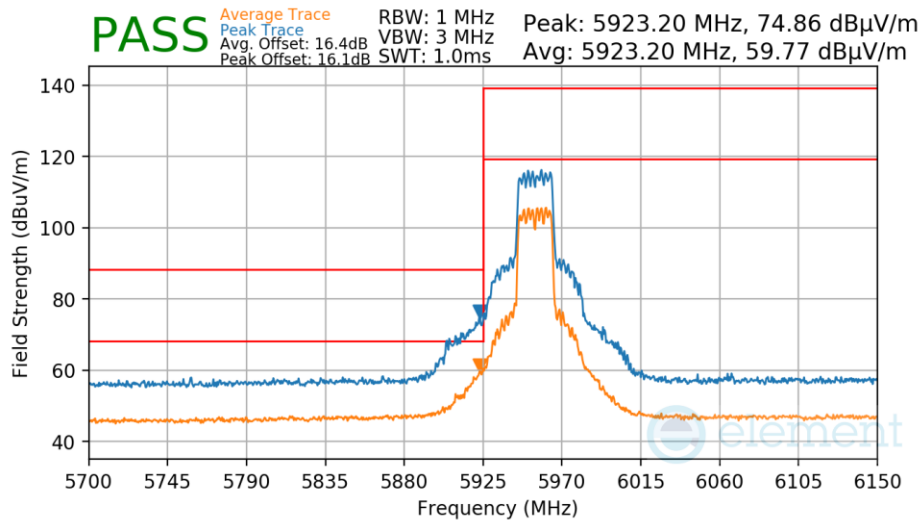
7.7.18 SDM Primary Radiated Band Edge Measurements (20MHz BW) §15.407(b.1)(b.2) §15.205 §15.209; RSS-Gen [8.9]; RSS-Gen [8.9]

Worst Case Mode: 802.11ax
 Worst Case Transfer Rate: MCS0
 Distance of Measurements: 3 Meters
 Operating Frequency: 5955MHz
 Channel: 1



Plot 7-1523. SDM Radiated Lower Band Edge (Peak/Average – UNII Band 5)

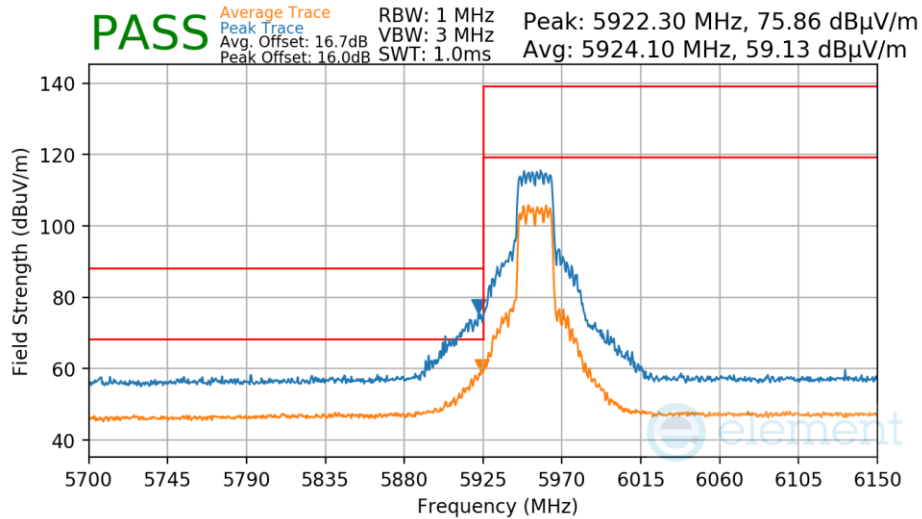
Worst Case Mode: 802.11ax
 Worst Case Transfer Rate: MCS4
 Distance of Measurements: 3 Meters
 Operating Frequency: 5955MHz
 Channel: 1



Plot 7-1524. SDM Radiated Lower Band Edge (Peak/Average – UNII Band 5)

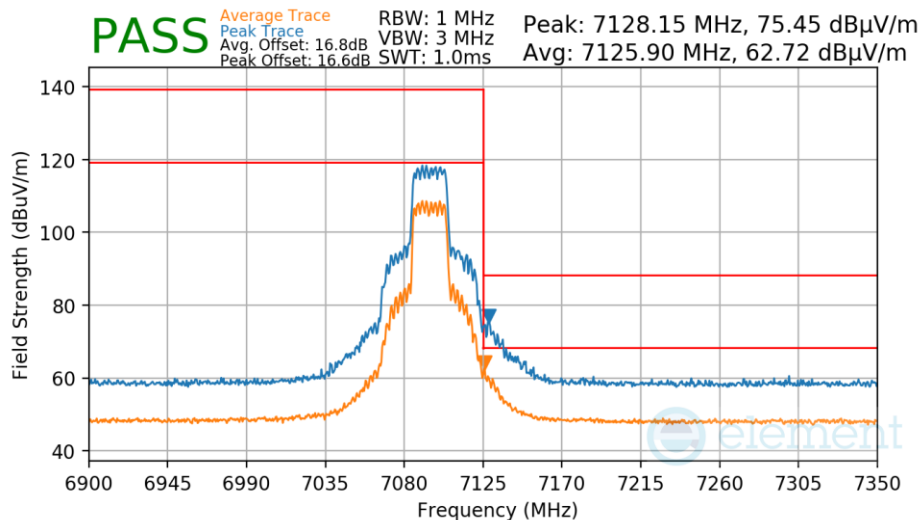
FCC ID: BCGA2903 IC: 579C-A2903		MEASUREMENT REPORT (CERTIFICATION)	Approved by: Technical Manager
Test Report S/N: 1C2311270064-26-R1.BCG	Test Dates: 11/28/2023 - 04/04/2024	EUT Type: Tablet Device	Page 484 of 523

Worst Case Mode: 802.11ax
 Worst Case Transfer Rate: MCS11
 Distance of Measurements: 3 Meters
 Operating Frequency: 5955MHz
 Channel: 1



Plot 7-1525. SDM Radiated Lower Band Edge (Peak/Average – UNII Band 5)

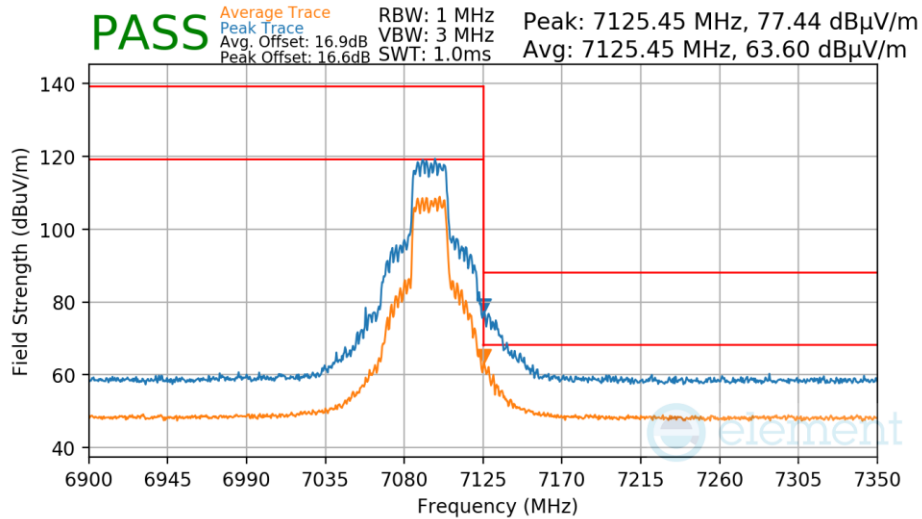
Worst Case Mode: 802.11ax
 Worst Case Transfer Rate: MCS0
 Distance of Measurements: 3 Meters
 Operating Frequency: 7095MHz
 Channel: 229



Plot 7-1526. SDM Radiated Upper Band Edge (Peak/Average – UNII Band 8)

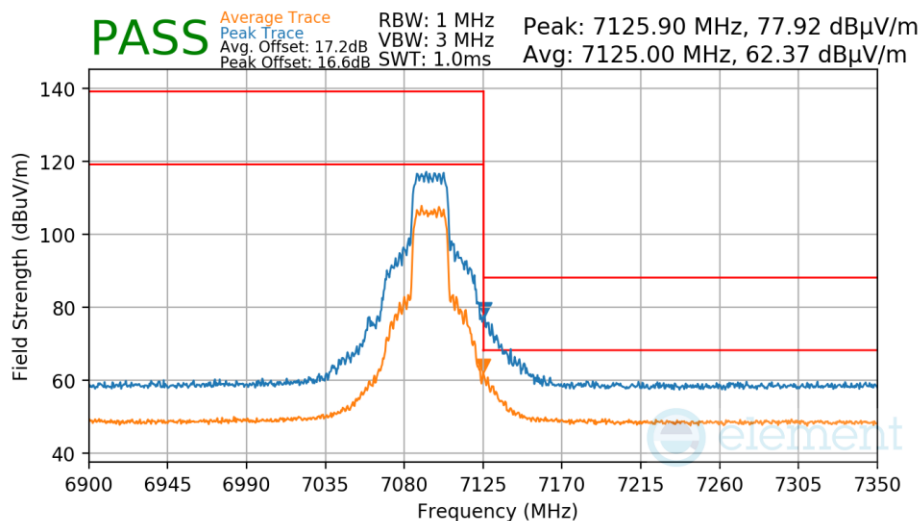
FCC ID: BCGA2903 IC: 579C-A2903		MEASUREMENT REPORT (CERTIFICATION)	Approved by: Technical Manager
Test Report S/N: 1C2311270064-26-R1.BCG	Test Dates: 11/28/2023 - 04/04/2024	EUT Type: Tablet Device	Page 485 of 523

Worst Case Mode: 802.11ax
 Worst Case Transfer Rate: MCS4
 Distance of Measurements: 3 Meters
 Operating Frequency: 7095MHz
 Channel: 229



Plot 7-1527. SDM Radiated Upper Band Edge (Peak/Average – UNII Band 8)

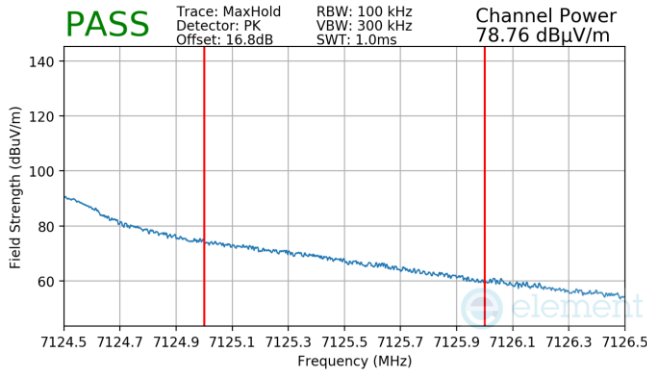
Worst Case Mode: 802.11ax
 Worst Case Transfer Rate: MCS11
 Distance of Measurements: 3 Meters
 Operating Frequency: 7095MHz
 Channel: 229



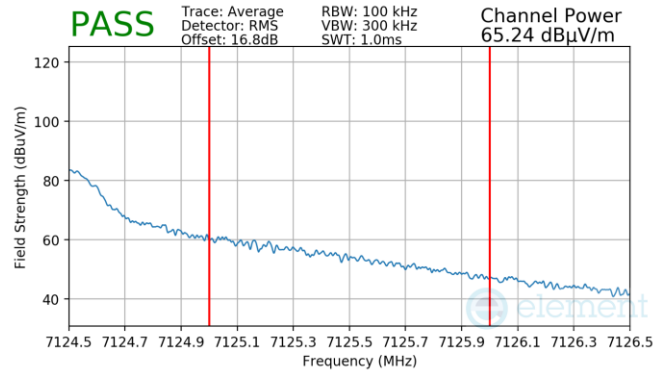
Plot 7-1528. SDM Radiated Upper Band Edge (Peak/Average – UNII Band 8)

FCC ID: BCGA2903 IC: 579C-A2903		MEASUREMENT REPORT (CERTIFICATION)	Approved by: Technical Manager
Test Report S/N: 1C2311270064-26-R1.BCG	Test Dates: 11/28/2023 - 04/04/2024	EUT Type: Tablet Device	Page 486 of 523

Worst Case Mode: 802.11ax
 Worst Case Transfer Rate: MCS0
 Distance of Measurements: 3 Meters
 Operating Frequency: 7115MHz
 Channel: 233

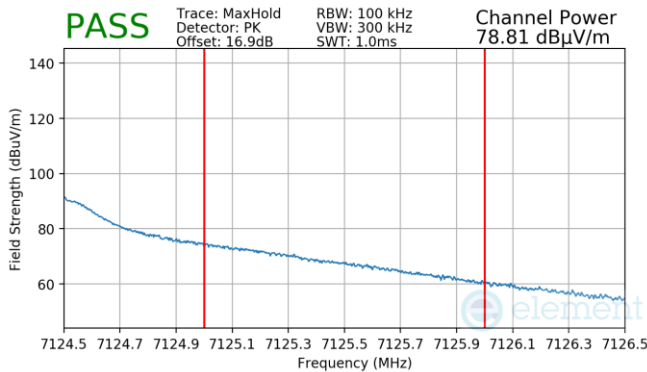


Plot 7-1529. SDM Radiated Upper Band Edge (Peak - UNII Band 8)

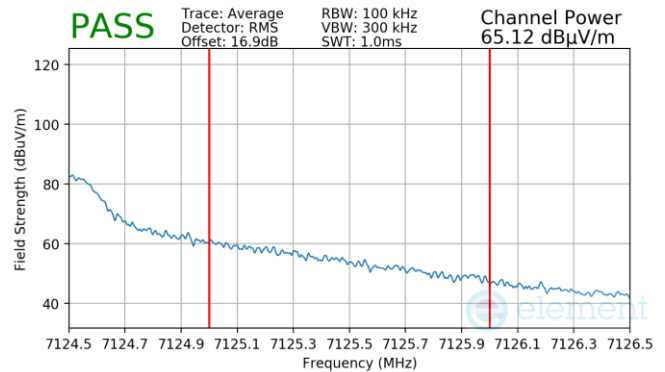


Plot 7-1530. SDM Radiated Upper Band Edge (Average - UNII Band 8)

Worst Case Mode: 802.11ax
 Worst Case Transfer Rate: MCS4
 Distance of Measurements: 3 Meters
 Operating Frequency: 7115MHz
 Channel: 233



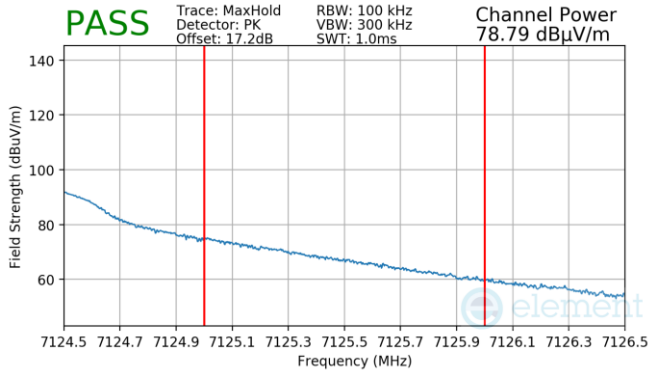
Plot 7-1531. SDM Radiated Upper Band Edge (Peak - UNII Band 8)



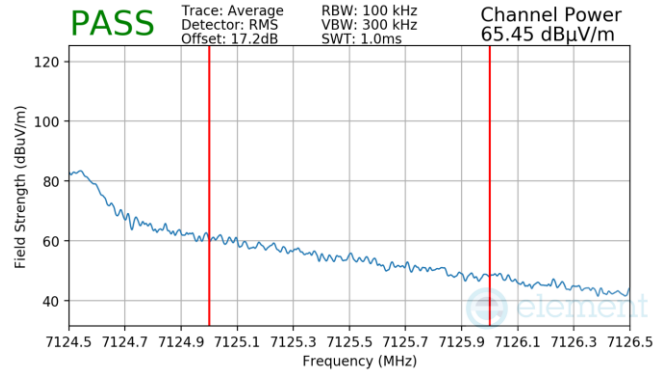
Plot 7-1532. SDM Radiated Upper Band Edge (Average - UNII Band 8)

FCC ID: BCGA2903 IC: 579C-A2903		MEASUREMENT REPORT (CERTIFICATION)	Approved by: Technical Manager
Test Report S/N: 1C2311270064-26-R1.BCG	Test Dates: 11/28/2023 - 04/04/2024	EUT Type: Tablet Device	Page 487 of 523

Worst Case Mode: 802.11ax
 Worst Case Transfer Rate: MCS11
 Distance of Measurements: 3 Meters
 Operating Frequency: 7115MHz
 Channel: 233



Plot 7-1533. SDM Radiated Upper Band Edge (Peak – UNII Band 8)

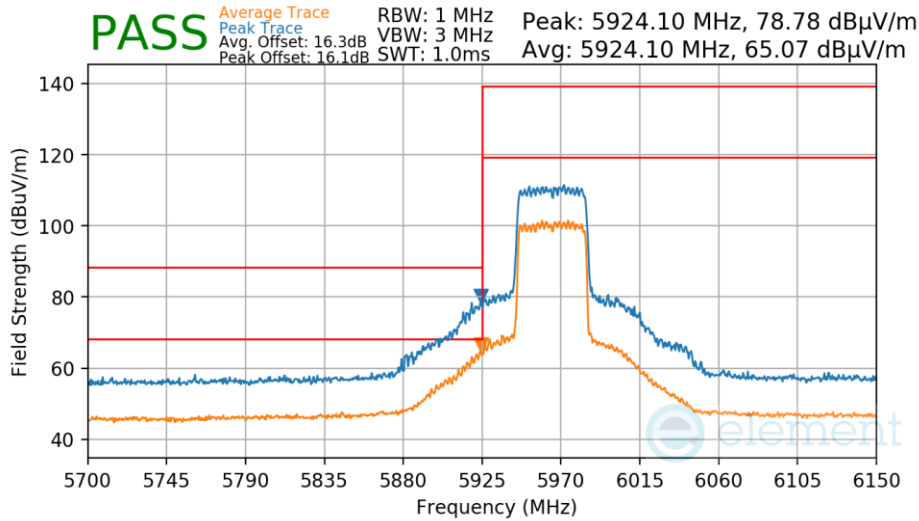


Plot 7-1534. SDM Radiated Upper Band Edge (Average – UNII Band 8)

FCC ID: BCGA2903 IC: 579C-A2903		MEASUREMENT REPORT (CERTIFICATION)	Approved by: Technical Manager
Test Report S/N: 1C2311270064-26-R1.BCG	Test Dates: 11/28/2023 - 04/04/2024	EUT Type: Tablet Device	Page 488 of 523

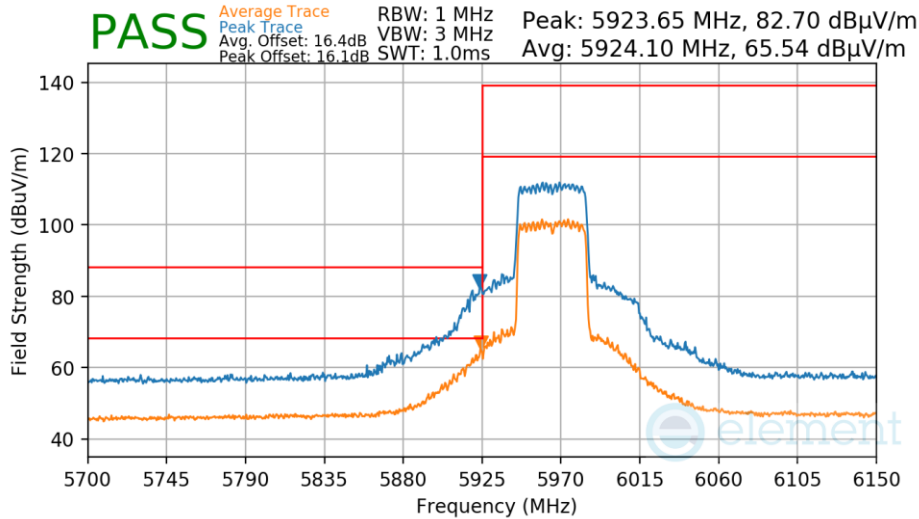
7.7.19 SDM Primary Radiated Band Edge Measurements (40MHz BW) §15.407(b.1)(b.2) §15.205 §15.209; RSS-Gen [8.9]

Worst Case Mode: 802.11ax
 Worst Case Transfer Rate: MCS0
 Distance of Measurements: 3 Meters
 Operating Frequency: 5965MHz
 Channel: 3



Plot 7-1535. SDM Radiated Lower Band Edge (Peak & Average – UNII Band 5)

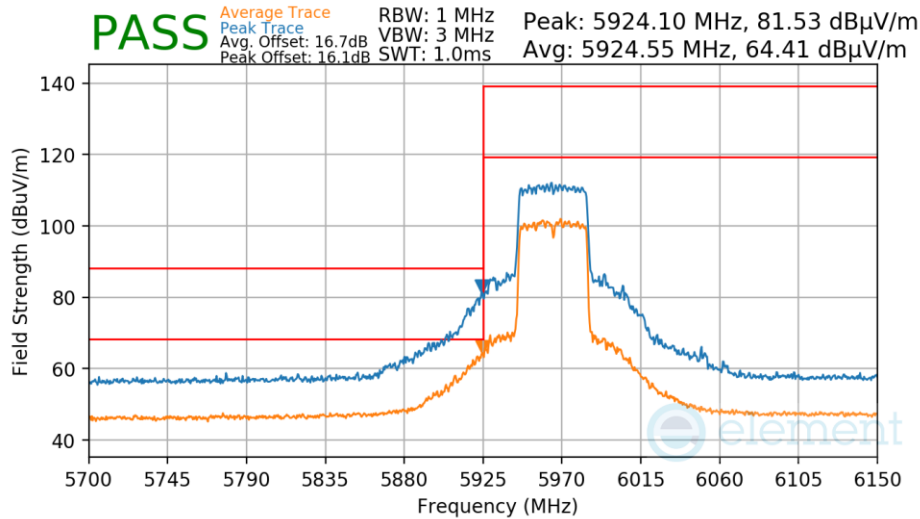
Worst Case Mode: 802.11ax
 Worst Case Transfer Rate: MCS4
 Distance of Measurements: 3 Meters
 Operating Frequency: 5965MHz
 Channel: 3



Plot 7-1536. SDM Radiated Lower Band Edge (Peak & Average – UNII Band 5)

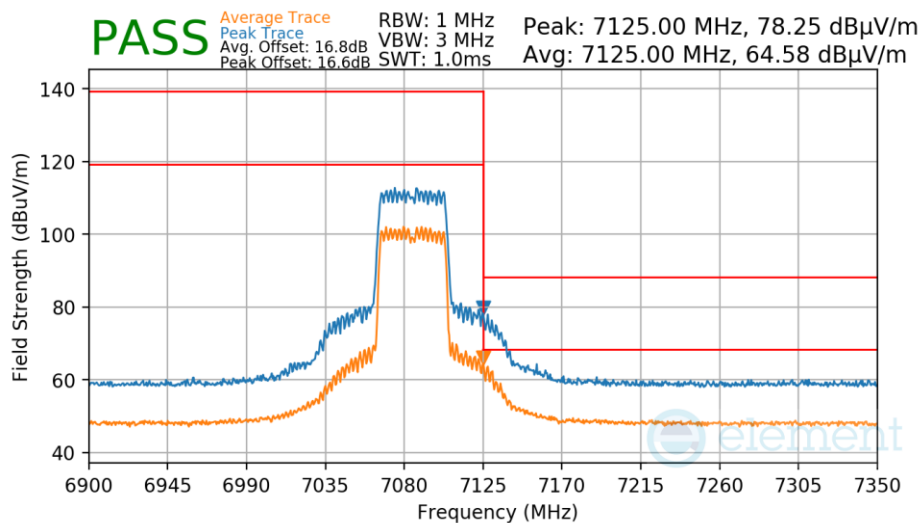
FCC ID: BCGA2903 IC: 579C-A2903		MEASUREMENT REPORT (CERTIFICATION)	Approved by: Technical Manager
Test Report S/N: 1C2311270064-26-R1.BCG	Test Dates: 11/28/2023 - 04/04/2024	EUT Type: Tablet Device	Page 489 of 523

Worst Case Mode: 802.11ax
 Worst Case Transfer Rate: MCS11
 Distance of Measurements: 3 Meters
 Operating Frequency: 5965MHz
 Channel: 3



Plot 7-1537. SDM Radiated Lower Band Edge (Peak & Average – UNII Band 5)

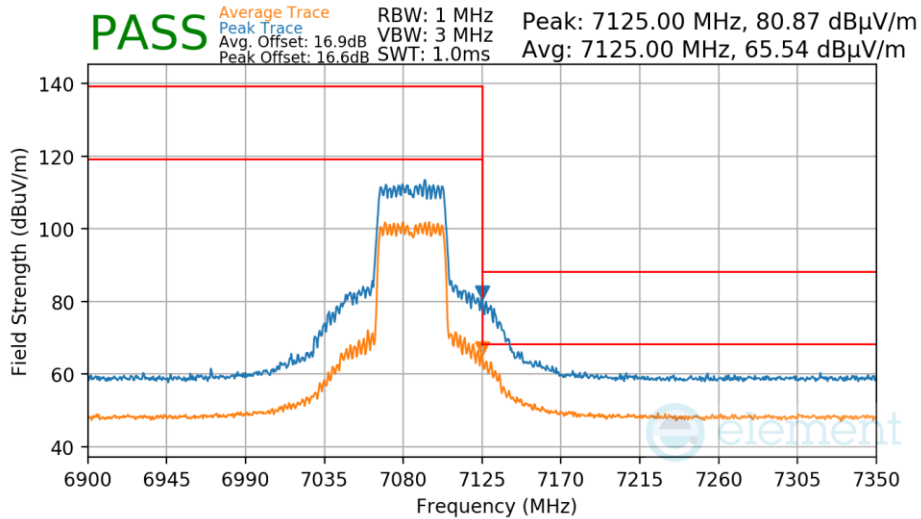
Worst Case Mode: 802.11ax
 Worst Case Transfer Rate: MCS0
 Distance of Measurements: 3 Meters
 Operating Frequency: 7085MHz
 Channel: 227



Plot 7-1538. SDM Radiated Upper Band Edge (Peak & Average – UNII Band 8)

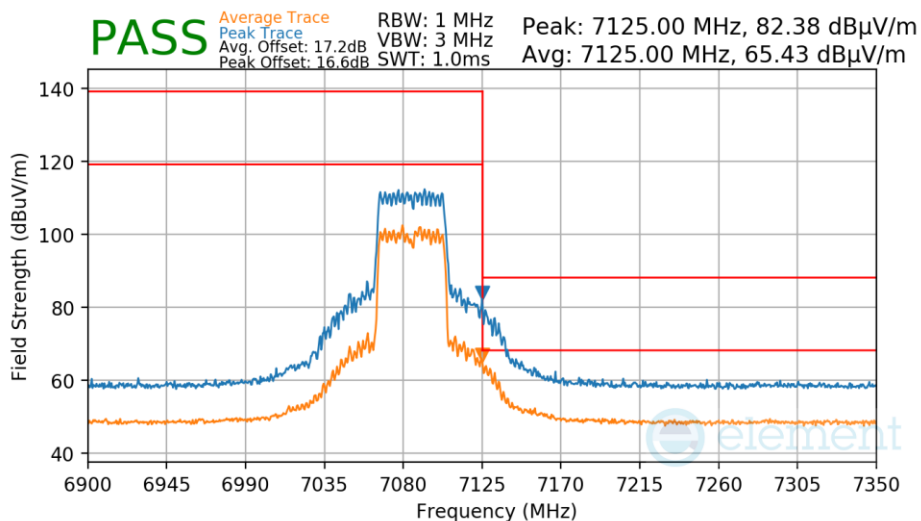
FCC ID: BCGA2903 IC: 579C-A2903		MEASUREMENT REPORT (CERTIFICATION)	Approved by: Technical Manager
Test Report S/N: 1C2311270064-26-R1.BCG	Test Dates: 11/28/2023 - 04/04/2024	EUT Type: Tablet Device	Page 490 of 523

Worst Case Mode: 802.11ax
 Worst Case Transfer Rate: MCS4
 Distance of Measurements: 3 Meters
 Operating Frequency: 7085MHz
 Channel: 227



Plot 7-1539. SDM Radiated Upper Band Edge (Peak & Average – UNII Band 8)

Worst Case Mode: 802.11ax
 Worst Case Transfer Rate: MCS11
 Distance of Measurements: 3 Meters
 Operating Frequency: 7085MHz
 Channel: 227

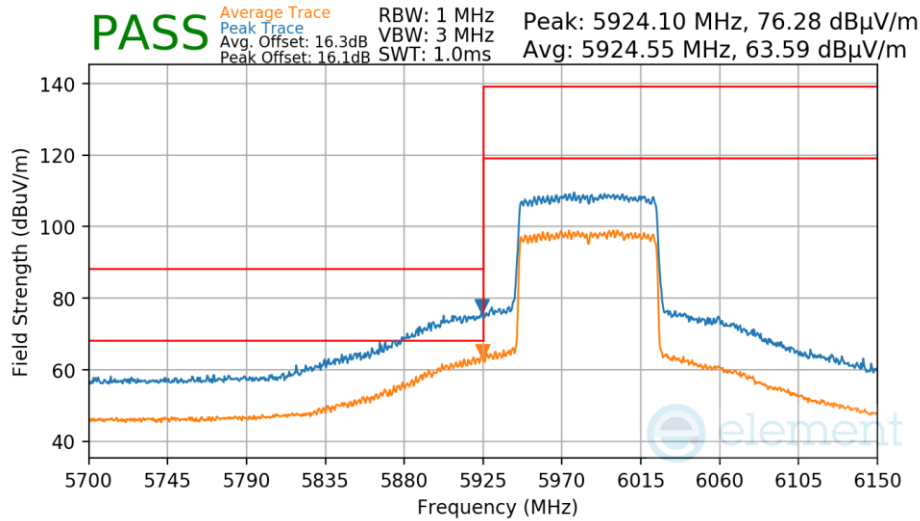


Plot 7-1540. SDM Radiated Upper Band Edge (Peak & Average – UNII Band 8)

FCC ID: BCGA2903 IC: 579C-A2903		MEASUREMENT REPORT (CERTIFICATION)	Approved by: Technical Manager
Test Report S/N: 1C2311270064-26-R1.BCG	Test Dates: 11/28/2023 - 04/04/2024	EUT Type: Tablet Device	Page 491 of 523

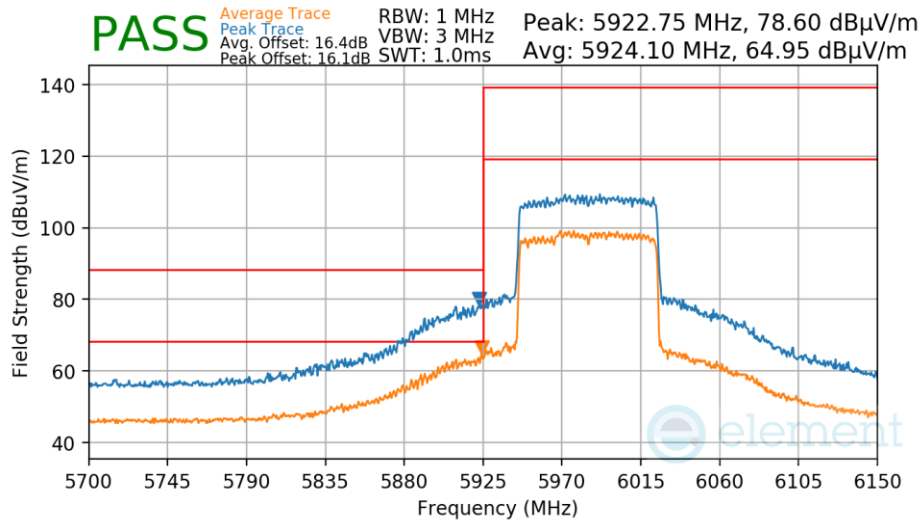
7.7.20 SDM Primary Radiated Band Edge Measurements (80MHz BW) §15.407(b.1)(b.2) §15.205 §15.209; RSS-Gen [8.9]

Worst Case Mode: 802.11ax
 Worst Case Transfer Rate: MCS0
 Distance of Measurements: 3 Meters
 Operating Frequency: 5985MHz
 Channel: 7



Plot 7-1541. SDM Radiated Lower Band Edge (Peak & Average – UNII Band 5)

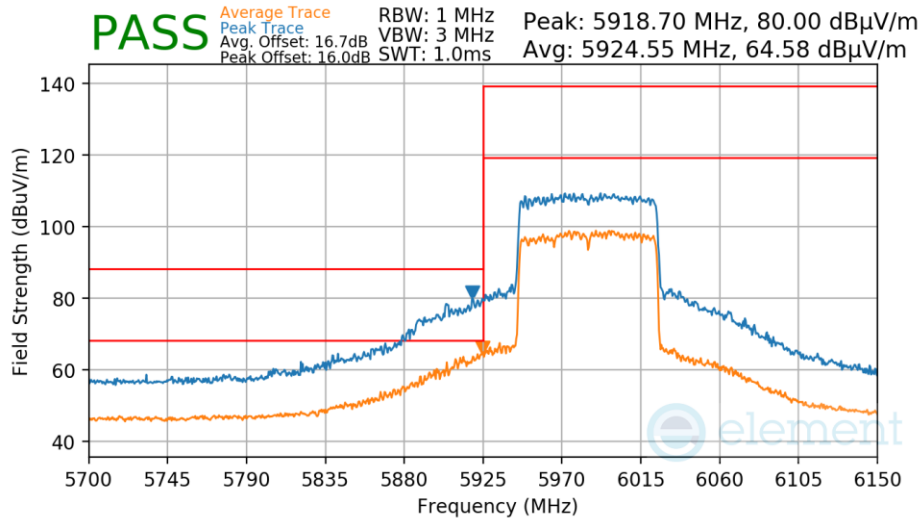
Worst Case Mode: 802.11ax
 Worst Case Transfer Rate: MCS4
 Distance of Measurements: 3 Meters
 Operating Frequency: 5985MHz
 Channel: 7



Plot 7-1542. SDM Radiated Lower Band Edge (Peak & Average – UNII Band 5)

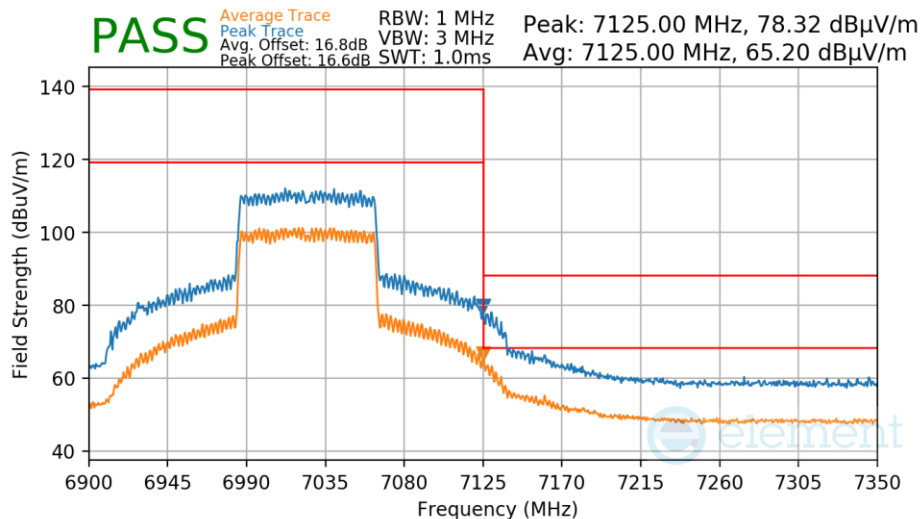
FCC ID: BCGA2903 IC: 579C-A2903		MEASUREMENT REPORT (CERTIFICATION)	Approved by: Technical Manager
Test Report S/N: 1C2311270064-26-R1.BCG	Test Dates: 11/28/2023 - 04/04/2024	EUT Type: Tablet Device	Page 492 of 523

Worst Case Mode: 802.11ax
 Worst Case Transfer Rate: MCS11
 Distance of Measurements: 3 Meters
 Operating Frequency: 5985MHz
 Channel: 7



Plot 7-1543. SDM Radiated Lower Band Edge (Peak & Average – UNII Band 5)

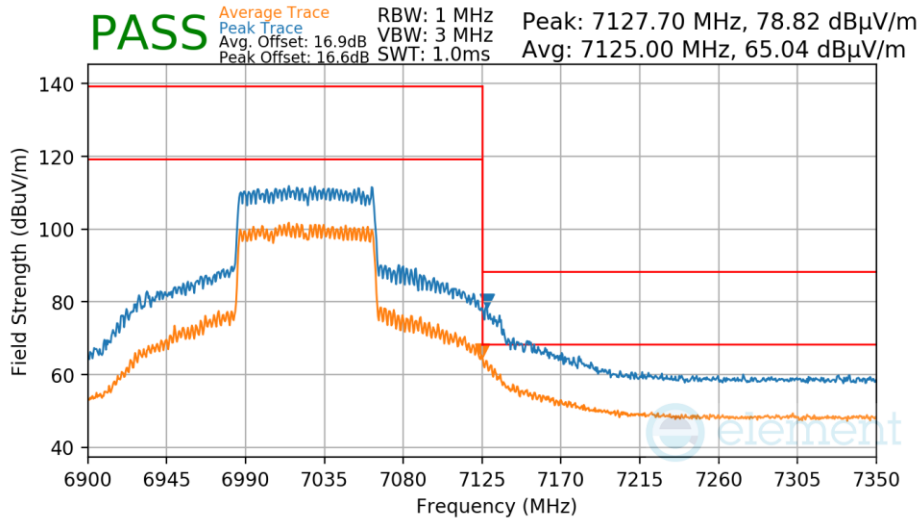
Worst Case Mode: 802.11ax
 Worst Case Transfer Rate: MCS0
 Distance of Measurements: 3 Meters
 Operating Frequency: 7025MHz
 Channel: 215



Plot 7-1544. SDM Radiated Upper Band Edge (Peak & Average – UNII Band 8)

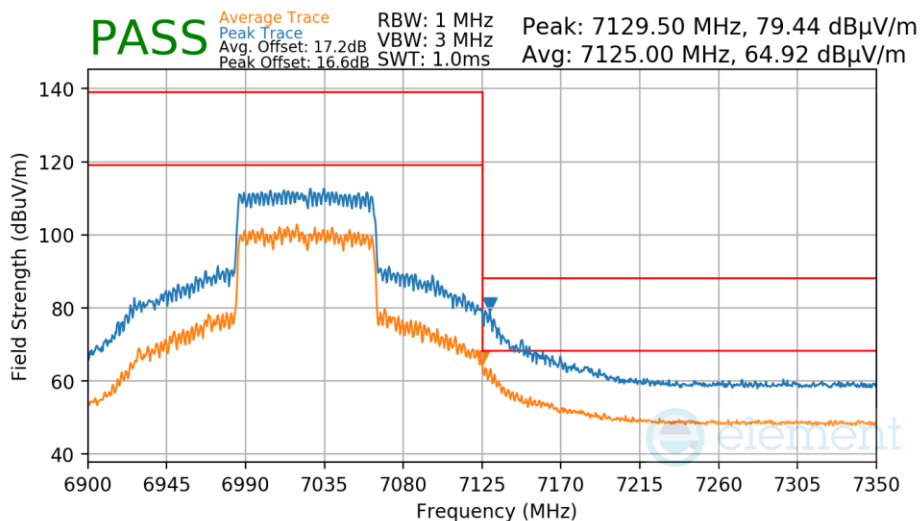
FCC ID: BCGA2903 IC: 579C-A2903		MEASUREMENT REPORT (CERTIFICATION)	Approved by: Technical Manager
Test Report S/N: 1C2311270064-26-R1.BCG	Test Dates: 11/28/2023 - 04/04/2024	EUT Type: Tablet Device	Page 493 of 523

Worst Case Mode: 802.11ax
 Worst Case Transfer Rate: MCS4
 Distance of Measurements: 3 Meters
 Operating Frequency: 7025MHz
 Channel: 215



Plot 7-1545. SDM Radiated Upper Band Edge (Peak & Average – UNII Band 8)

Worst Case Mode: 802.11ax
 Worst Case Transfer Rate: MCS11
 Distance of Measurements: 3 Meters
 Operating Frequency: 7025MHz
 Channel: 215



Plot 7-1546. SDM Radiated Upper Band Edge (Peak & Average – UNII Band 8)

FCC ID: BCGA2903 IC: 579C-A2903		MEASUREMENT REPORT (CERTIFICATION)	Approved by: Technical Manager
Test Report S/N: 1C2311270064-26-R1.BCG	Test Dates: 11/28/2023 - 04/04/2024	EUT Type: Tablet Device	Page 494 of 523