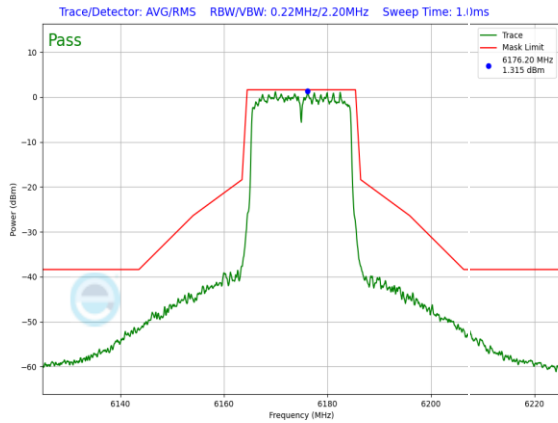
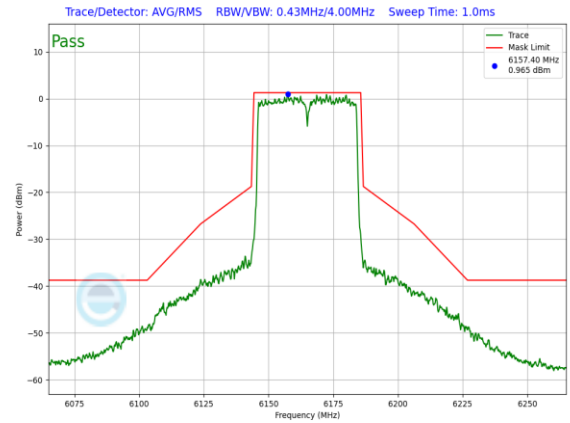


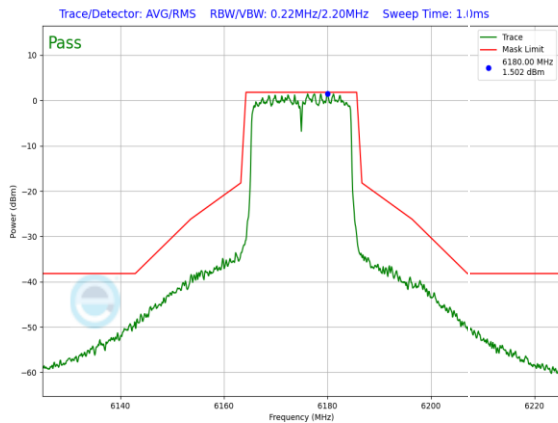
High Data Rate



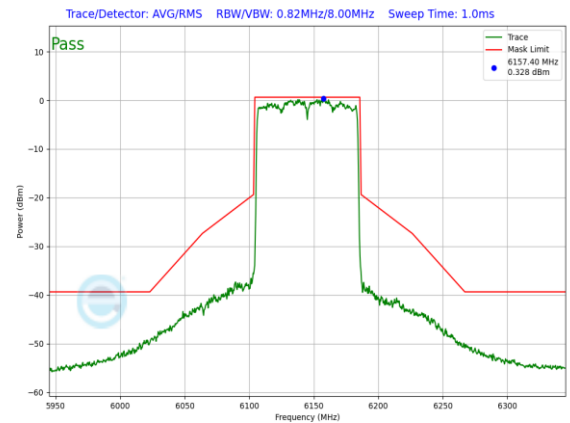
Plot 7-1137. SP In-Band Emission Plot SDM Primary Antenna 3c (20MHz 802.11ax (UNII Band 5) – Ch. 45, MCS11)



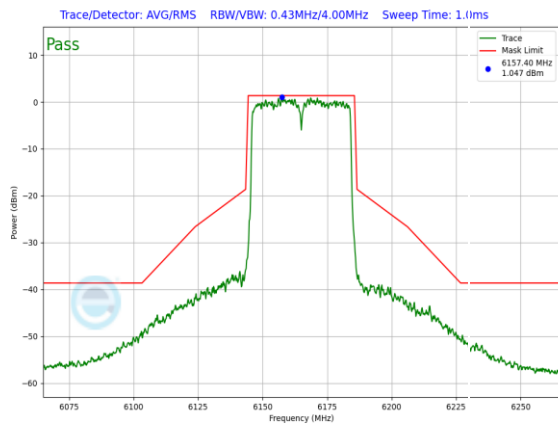
Plot 7-1140. SP In-Band Emission Plot SDM Primary Antenna 3a (40MHz 802.11ax (UNII Band 5) – Ch. 43, MCS11)



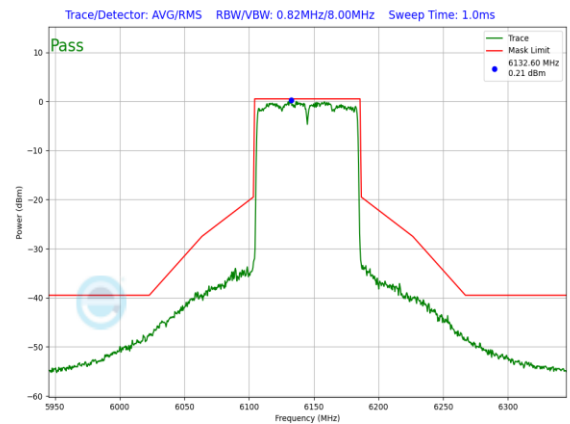
Plot 7-1138. SP In-Band Emission Plot SDM Primary Antenna 3a (20MHz 802.11ax (UNII Band 5) – Ch. 45, MCS11)



Plot 7-1141. SP In-Band Emission Plot SDM Primary Antenna 3c (80MHz 802.11ax (UNII Band 5) – Ch. 39, MCS11)

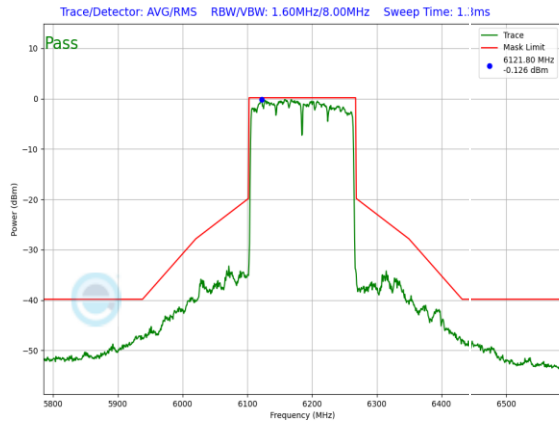


Plot 7-1139. SP In-Band Emission Plot SDM Primary Antenna 3c (40MHz 802.11ax (UNII Band 5) – Ch. 43, MCS11)

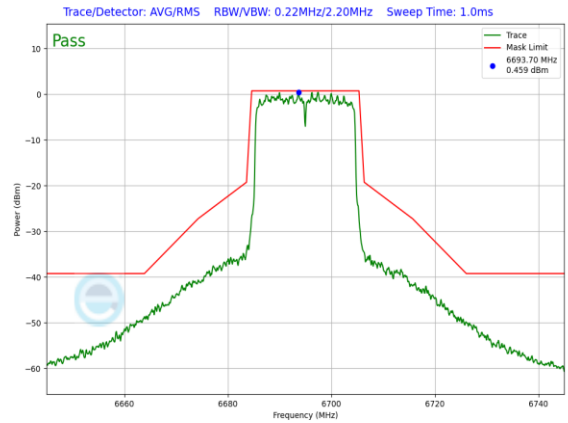


Plot 7-1142. SP In-Band Emission Plot SDM Primary Antenna 3a (80MHz 802.11ax (UNII Band 5) – Ch. 39, MCS11)

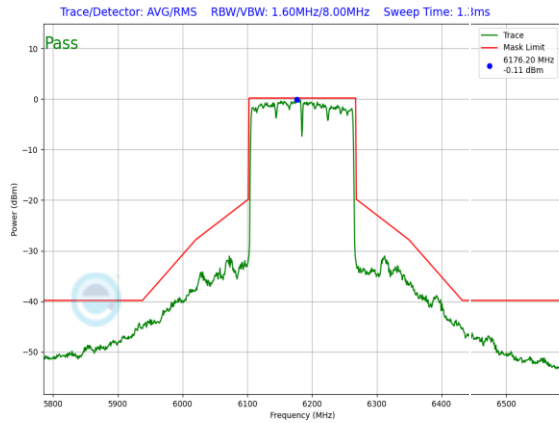
FCC ID: BCGA2903 IC: 579C-A2903		MEASUREMENT REPORT (CERTIFICATION)	Approved by: Technical Manager
Test Report S/N: 1C2311270064-26-R1.BCG	Test Dates: 11/28/2023 - 04/04/2024	EUT Type: Tablet Device	Page 312 of 523



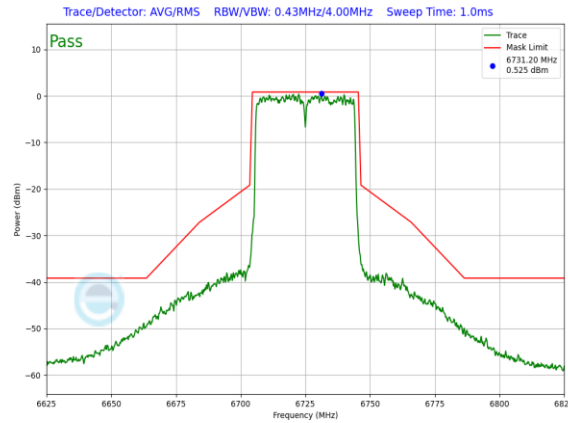
Plot 7-1143. SP In-Band Emission Plot SDM Primary Antenna 3c (160MHz 802.11ax (UNII Band 5) – Ch. 47, MCS11)



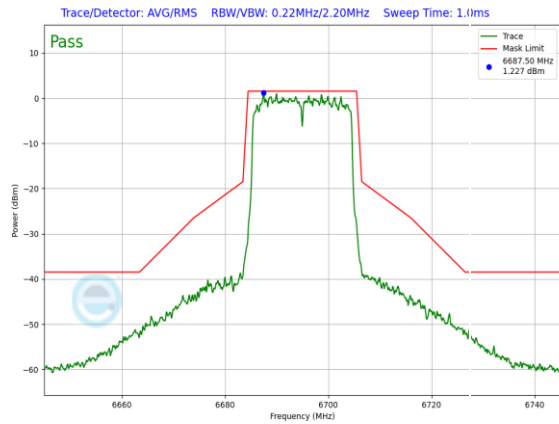
Plot 7-1146. SP In-Band Emission Plot SDM Primary Antenna 3a (20MHz 802.11ax (UNII Band 7) – Ch. 149, MCS11)



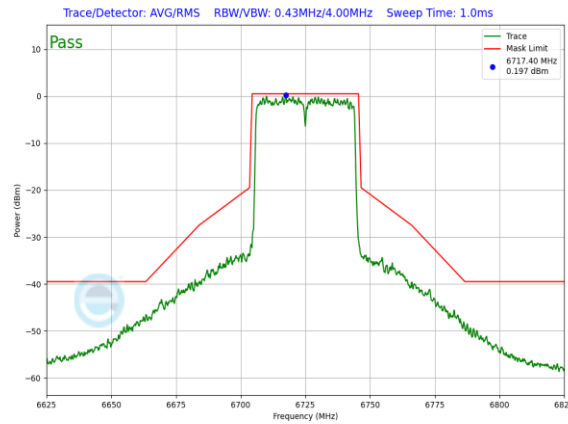
Plot 7-1144. SP In-Band Emission Plot SDM Primary Antenna 3a (160MHz 802.11ax (UNII Band 5) – Ch. 47, MCS11)



Plot 7-1147. SP In-Band Emission Plot SDM Primary Antenna 3c (40MHz 802.11ax (UNII Band 7) – Ch. 155, MCS11)

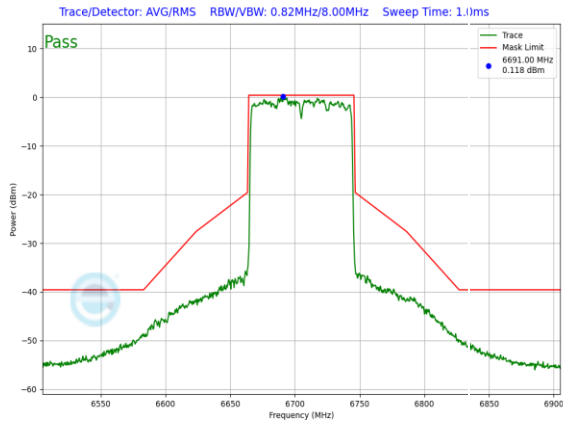


Plot 7-1145. SP In-Band Emission Plot SDM Primary Antenna 3c (20MHz 802.11ax (UNII Band 7) – Ch. 149, MCS11)

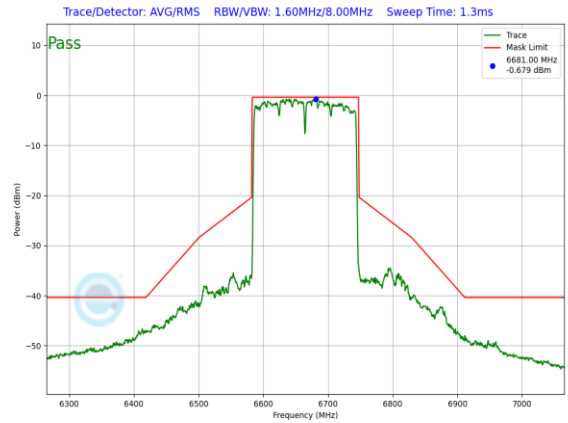


Plot 7-1148. SP In-Band Emission Plot SDM Primary Antenna 3a (40MHz 802.11ax (UNII Band 7) – Ch. 155, MCS11)

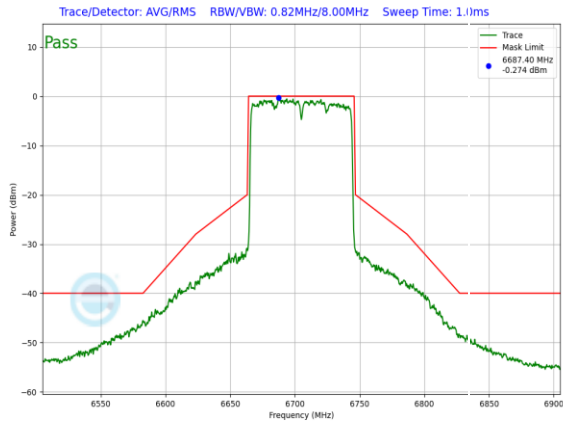
FCC ID: BCGA2903 IC: 579C-A2903		MEASUREMENT REPORT (CERTIFICATION)	Approved by: Technical Manager
Test Report S/N: 1C2311270064-26-R1.BCG	Test Dates: 11/28/2023 - 04/04/2024	EUT Type: Tablet Device	Page 313 of 523



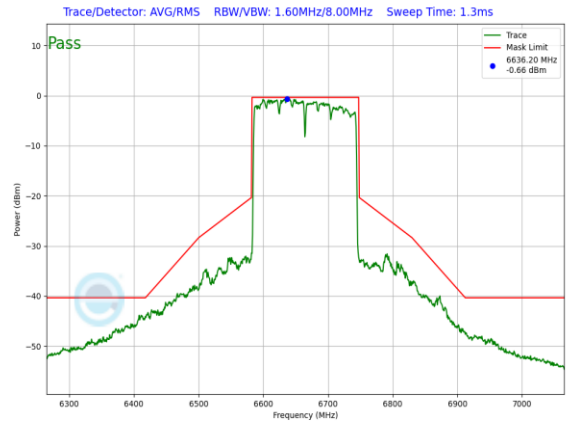
Plot 7-1149. SP In-Band Emission Plot SDM Primary Antenna 3c (80MHz 802.11ax (UNII Band 7) – Ch. 151, MCS11)



Plot 7-1151. SP In-Band Emission Plot SDM Primary Antenna 3c (160MHz 802.11ax (UNII Band 7) – Ch. 143, MCS11)



Plot 7-1150. SP In-Band Emission Plot SDM Primary Antenna 3a (80MHz 802.11ax (UNII Band 7) – Ch. 151, MCS11)

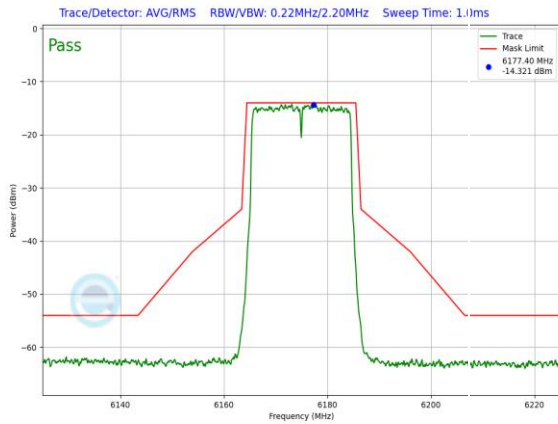


Plot 7-1152. SP In-Band Emission Plot SDM Primary Antenna 3a (160MHz 802.11ax (UNII Band 7) – Ch. 143, MCS11)

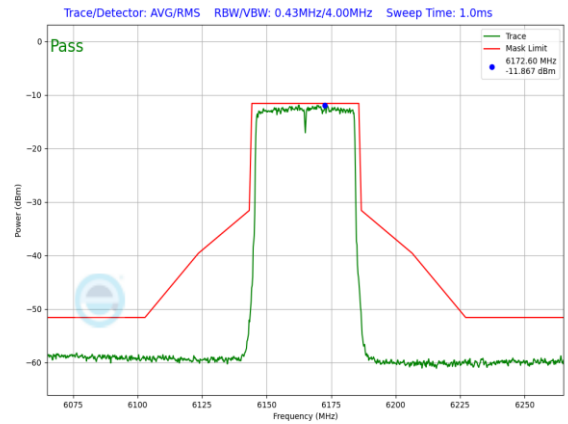
FCC ID: BCGA2903 IC: 579C-A2903		MEASUREMENT REPORT (CERTIFICATION)	Approved by: Technical Manager
Test Report S/N: 1C2311270064-26-R1.BCG	Test Dates: 11/28/2023 - 04/04/2024	EUT Type: Tablet Device	Page 314 of 523

7.5.5 SDM/CDD Diversity In-Band Emission Measurements

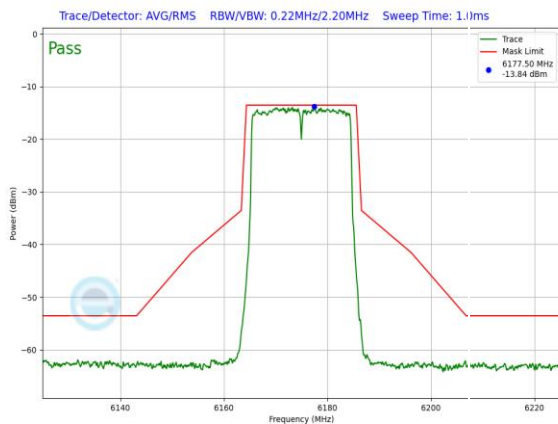
Low Data Rate



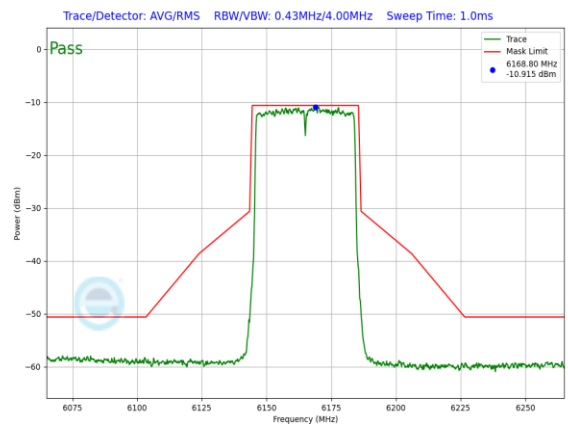
Plot 7-1153. LPI In-Band Emission Plot SDM Diversity Antenna 3c (20MHz 802.11ax (UNII Band 5) – Ch. 45, MCS2)



Plot 7-1155. LPI In-Band Emission Plot SDM Diversity Antenna 3c (40MHz 802.11ax (UNII Band 5) – Ch. 43, MCS2)

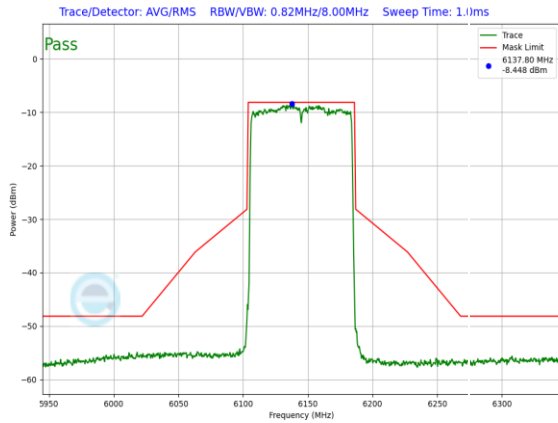


Plot 7-1154. LPI In-Band Emission Plot SDM Diversity Antenna 3a (20MHz 802.11ax (UNII Band 5) – Ch. 45, MCS2)

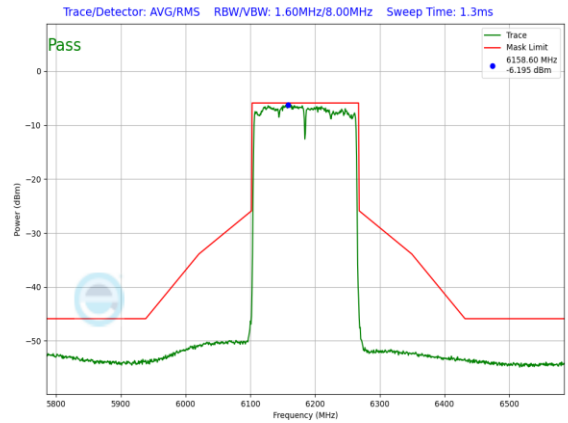


Plot 7-1156. LPI In-Band Emission Plot SDM Diversity Antenna 3a (40MHz 802.11ax (UNII Band 5) – Ch. 43, MCS2)

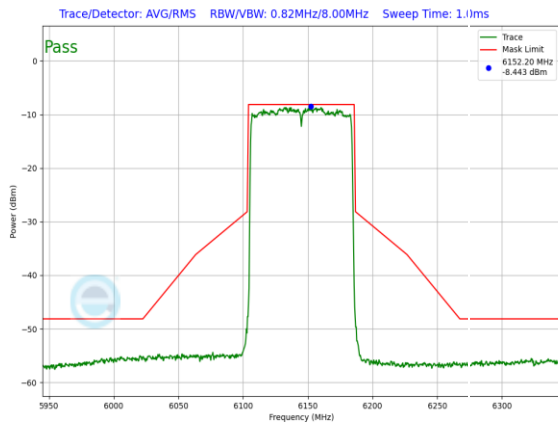
FCC ID: BCGA2903 IC: 579C-A2903		MEASUREMENT REPORT (CERTIFICATION)	Approved by: Technical Manager
Test Report S/N: 1C2311270064-26-R1.BCG	Test Dates: 11/28/2023 - 04/04/2024	EUT Type: Tablet Device	Page 315 of 523



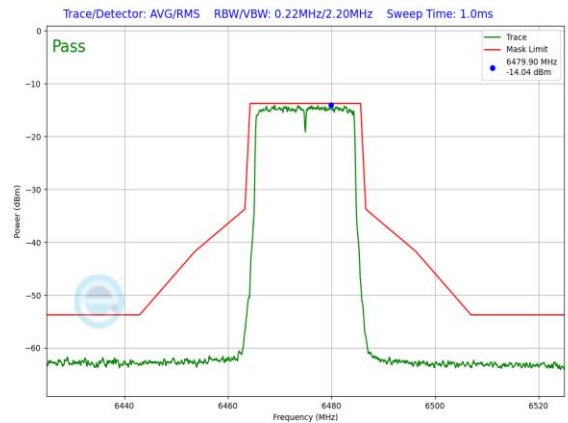
Plot 7-1157. LPI In-Band Emission Plot SDM Diversity Antenna 3c (80MHz 802.11ax (UNII Band 5) – Ch. 39, MCS2)



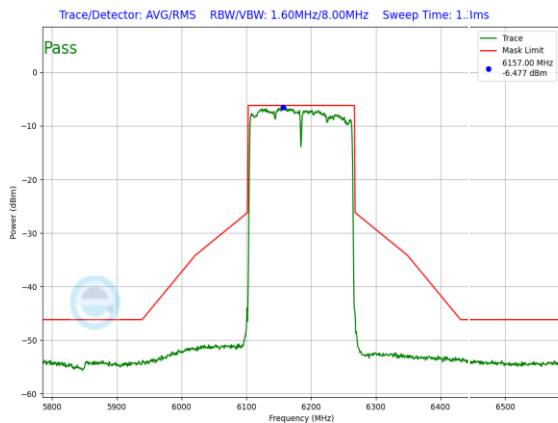
Plot 7-1160. LPI In-Band Emission Plot SDM Diversity Antenna 3a (160MHz 802.11ax (UNII Band 5) – Ch. 47, MCS2)



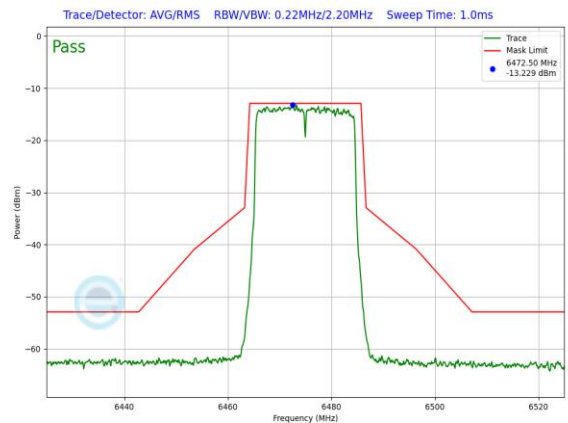
Plot 7-1158. LPI In-Band Emission Plot SDM Diversity Antenna 3a (80MHz 802.11ax (UNII Band 5) – Ch. 39, MCS2)



Plot 7-1161. LPI In-Band Emission Plot SDM Diversity Antenna 3c (20MHz 802.11ax (UNII Band 6) – Ch. 105, MCS2)

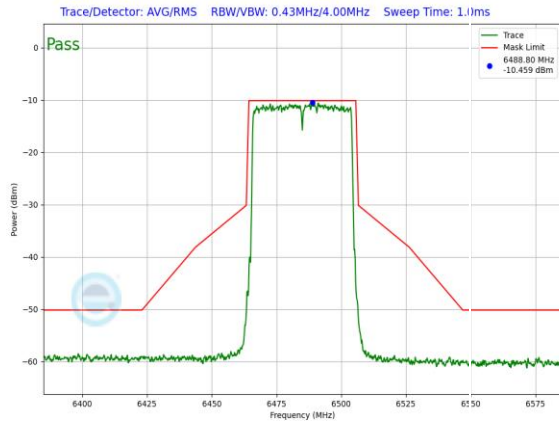


Plot 7-1159. LPI In-Band Emission Plot SDM Diversity Antenna 3c (160MHz 802.11ax (UNII Band 5) – Ch. 47, MCS2)

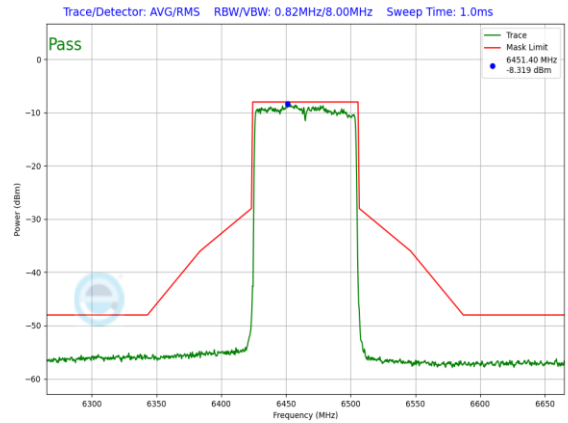


Plot 7-1162. LPI In-Band Emission Plot SDM Diversity Antenna 3a (20MHz 802.11ax (UNII Band 6) – Ch. 105, MCS2)

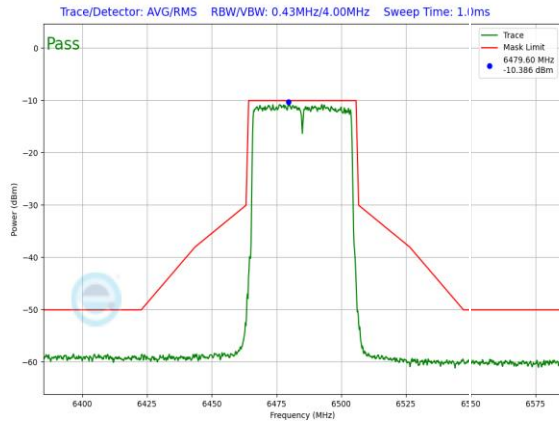
FCC ID: BCGA2903 IC: 579C-A2903		MEASUREMENT REPORT (CERTIFICATION)	Approved by: Technical Manager
Test Report S/N: 1C2311270064-26-R1.BCG	Test Dates: 11/28/2023 - 04/04/2024	EUT Type: Tablet Device	Page 316 of 523



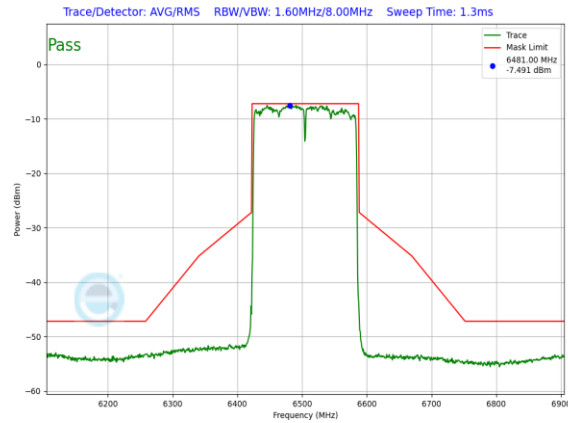
Plot 7-1163. LPI In-Band Emission Plot SDM Diversity Antenna 3c (40MHz 802.11ax (UNII Band 6) – Ch. 107, MCS2)



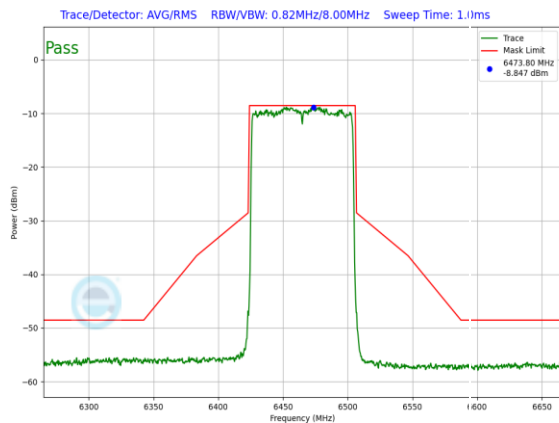
Plot 7-1166. LPI In-Band Emission Plot SDM Diversity Antenna 3a (80MHz 802.11ax (UNII Band 6) – Ch. 103, MCS2)



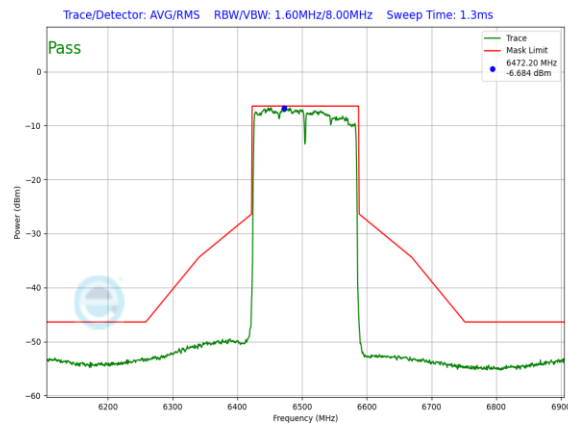
Plot 7-1164. LPI In-Band Emission Plot SDM Diversity Antenna 3a (40MHz 802.11ax (UNII Band 6) – Ch. 107, MCS2)



Plot 7-1167. LPI In-Band Emission Plot SDM Diversity Antenna 3c (160MHz 802.11ax (UNII Band 6) – Ch. 111, MCS2)

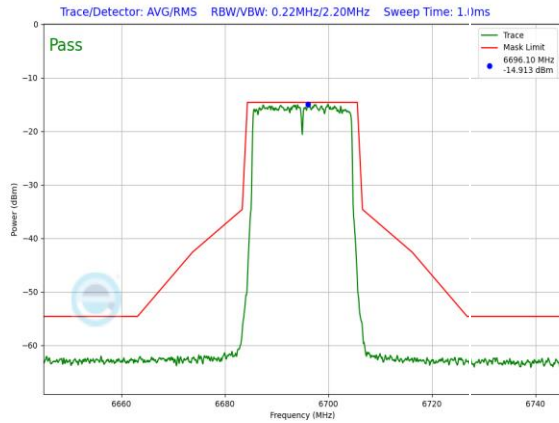


Plot 7-1165. LPI In-Band Emission Plot SDM Diversity Antenna 3c (80MHz 802.11ax (UNII Band 6) – Ch. 103, MCS2)

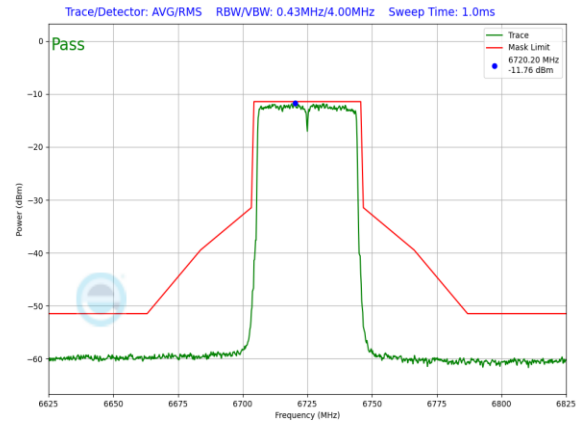


Plot 7-1168. LPI In-Band Emission Plot SDM Diversity Antenna 3a (160MHz 802.11ax (UNII Band 6) – Ch. 111, MCS2)

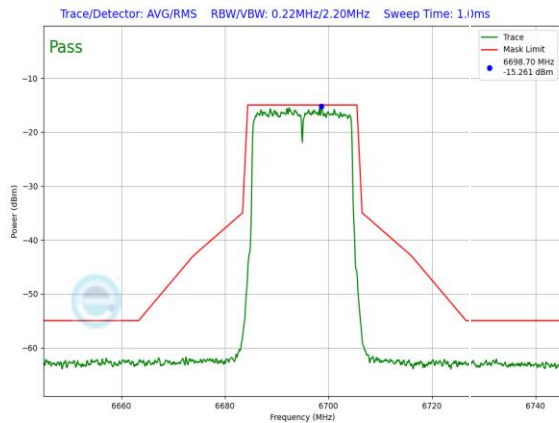
FCC ID: BCGA2903 IC: 579C-A2903		MEASUREMENT REPORT (CERTIFICATION)	Approved by: Technical Manager
Test Report S/N: 1C2311270064-26-R1.BCG	Test Dates: 11/28/2023 - 04/04/2024	EUT Type: Tablet Device	Page 317 of 523



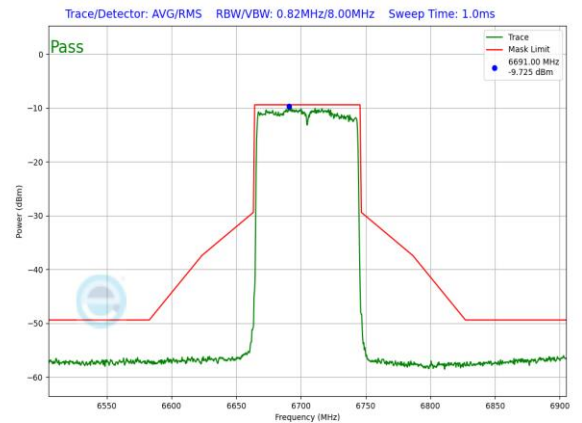
Plot 7-1169. LPI In-Band Emission Plot SDM Diversity Antenna 3c (20MHz 802.11ax (UNII Band 7) – Ch. 149, MCS2)



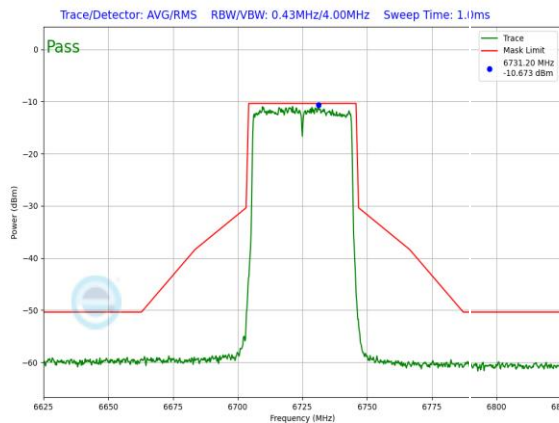
Plot 7-1172. LPI In-Band Emission Plot SDM Diversity Antenna 3a (40MHz 802.11ax (UNII Band 7) – Ch. 155, MCS2)



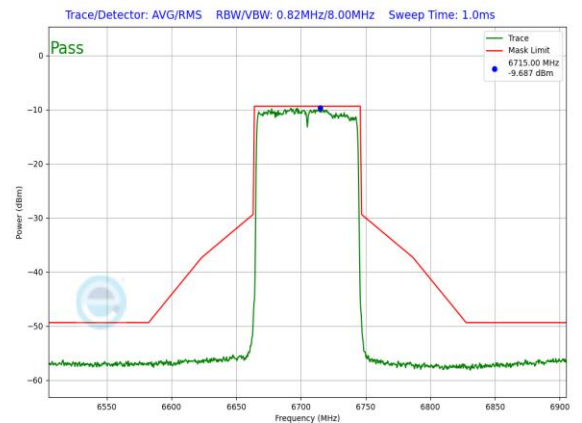
Plot 7-1170. LPI In-Band Emission Plot SDM Diversity Antenna 3a (20MHz 802.11ax (UNII Band 7) – Ch. 149, MCS2)



Plot 7-1173. LPI In-Band Emission Plot SDM Diversity Antenna 3c (80MHz 802.11ax (UNII Band 7) – Ch. 151, MCS2)

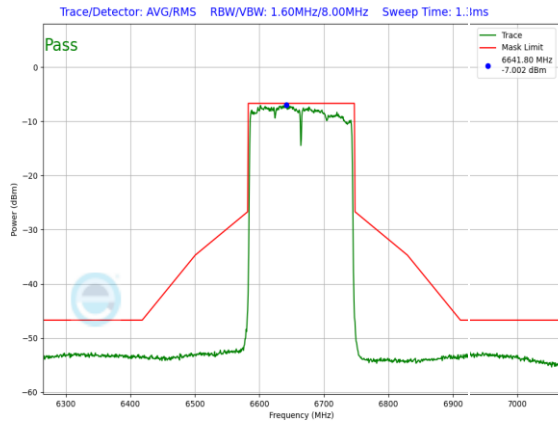


Plot 7-1171. LPI In-Band Emission Plot SDM Diversity Antenna 3c (40MHz 802.11ax (UNII Band 7) – Ch. 155, MCS2)

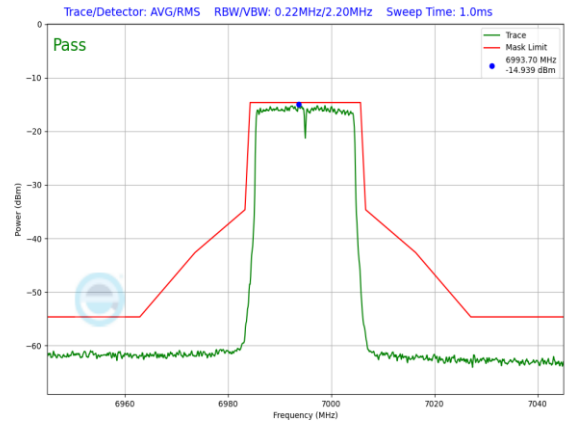


Plot 7-1174. LPI In-Band Emission Plot SDM Diversity Antenna 3a (80MHz 802.11ax (UNII Band 7) – Ch. 151, MCS2)

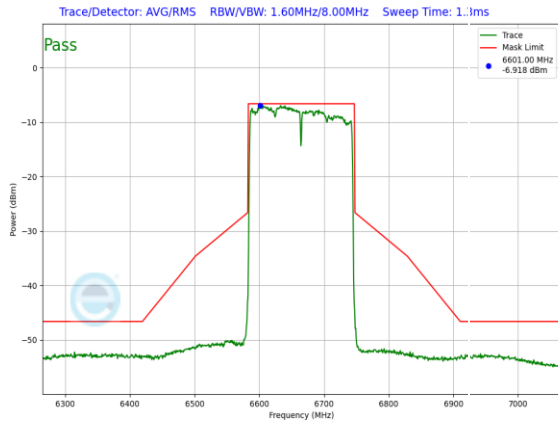
FCC ID: BCGA2903 IC: 579C-A2903		MEASUREMENT REPORT (CERTIFICATION)	Approved by: Technical Manager
Test Report S/N: 1C2311270064-26-R1.BCG	Test Dates: 11/28/2023 - 04/04/2024	EUT Type: Tablet Device	Page 318 of 523



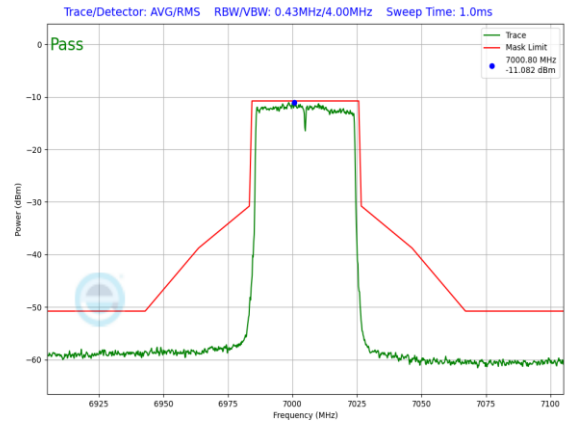
Plot 7-1175. LPI In-Band Emission Plot SDM Diversity Antenna 3c (160MHz 802.11ax (UNII Band 7) – Ch. 143, MCS2)



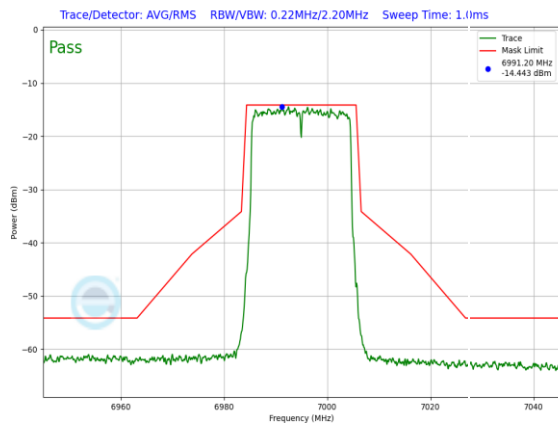
Plot 7-1178. LPI In-Band Emission Plot SDM Diversity Antenna 3a (20MHz 802.11ax (UNII Band 8) – Ch. 209, MCS2)



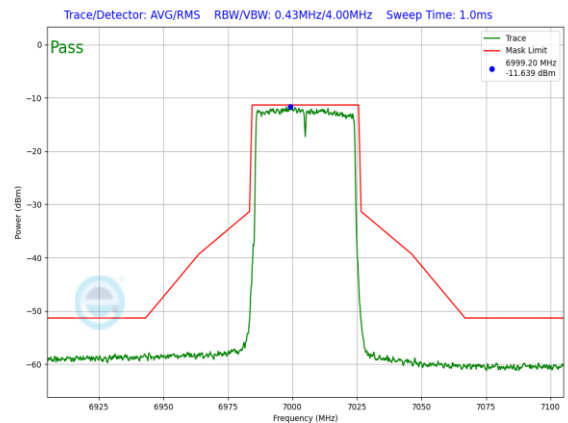
Plot 7-1176. LPI In-Band Emission Plot SDM Diversity Antenna 3a (160MHz 802.11ax (UNII Band 7) – Ch. 143, MCS2)



Plot 7-1179. LPI In-Band Emission Plot SDM Diversity Antenna 3c (40MHz 802.11ax (UNII Band 8) – Ch. 211, MCS2)

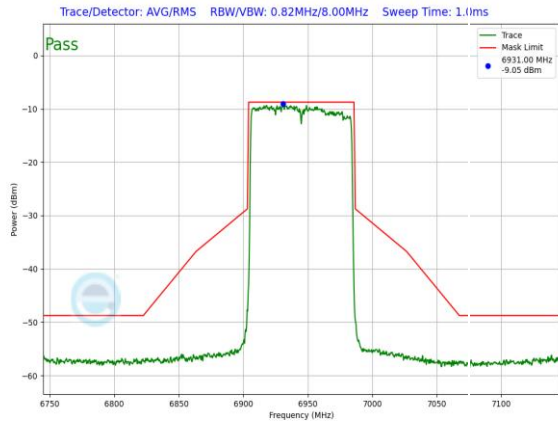


Plot 7-1177. LPI In-Band Emission Plot SDM Diversity Antenna 3c (20MHz 802.11ax (UNII Band 8) – Ch. 209, MCS2)

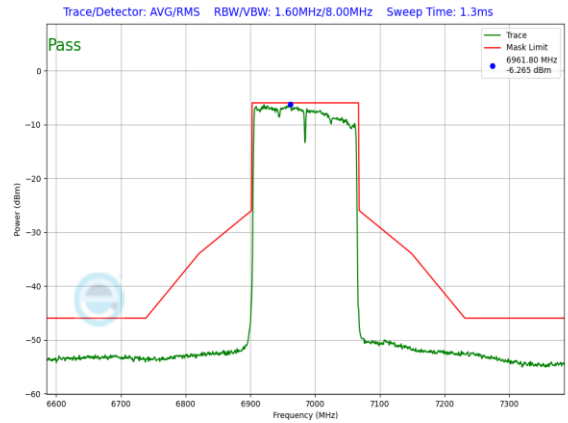


Plot 7-1180. LPI In-Band Emission Plot SDM Diversity Antenna 3a (40MHz 802.11ax (UNII Band 8) – Ch. 211, MCS2)

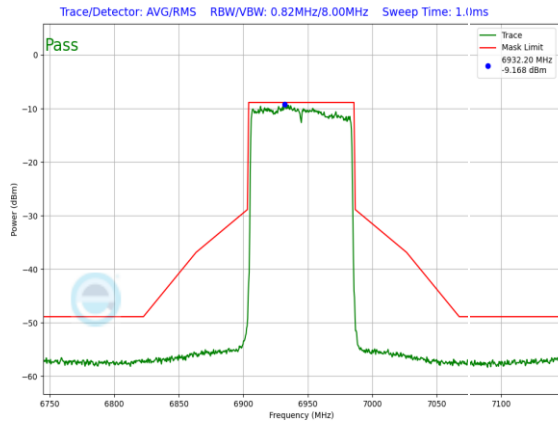
FCC ID: BCGA2903 IC: 579C-A2903		MEASUREMENT REPORT (CERTIFICATION)	Approved by: Technical Manager
Test Report S/N: 1C2311270064-26-R1.BCG	Test Dates: 11/28/2023 - 04/04/2024	EUT Type: Tablet Device	Page 319 of 523



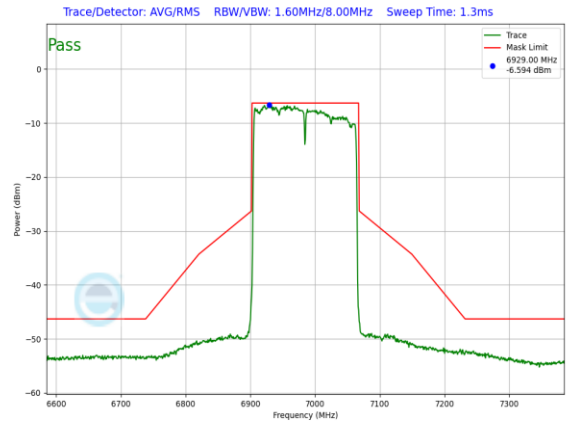
Plot 7-1181. LPI In-Band Emission Plot SDM Diversity Antenna 3c (80MHz 802.11ax (UNII Band 8) – Ch. 199, MCS2)



Plot 7-1183. LPI In-Band Emission Plot SDM Diversity Antenna 3c (160MHz 802.11ax (UNII Band 8) – Ch. 207, MCS2)



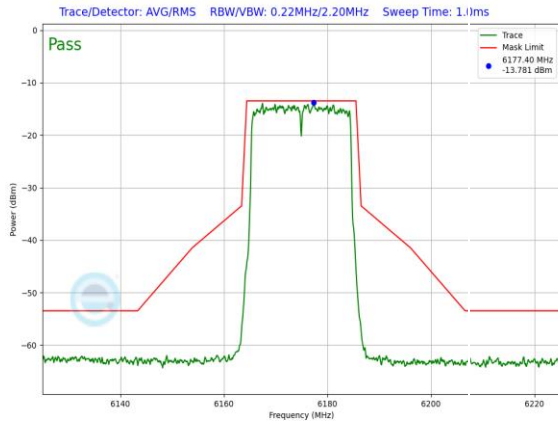
Plot 7-1182. LPI In-Band Emission Plot SDM Diversity Antenna 3a (80MHz 802.11ax (UNII Band 8) – Ch. 199, MCS2)



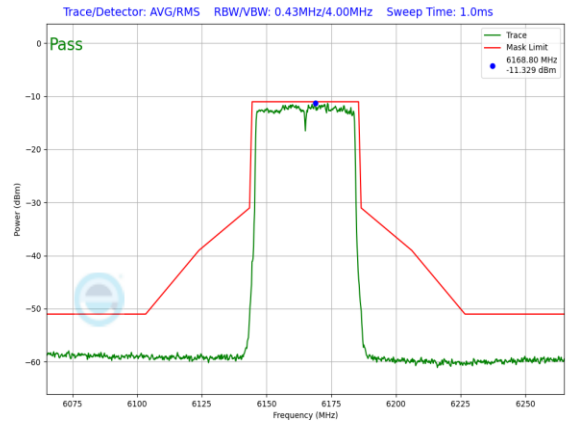
Plot 7-1184. LPI In-Band Emission Plot SDM Diversity Antenna 3a (160MHz 802.11ax (UNII Band 8) – Ch. 207, MCS2)

FCC ID: BCGA2903 IC: 579C-A2903		MEASUREMENT REPORT (CERTIFICATION)	Approved by: Technical Manager
Test Report S/N: 1C2311270064-26-R1.BCG	Test Dates: 11/28/2023 - 04/04/2024	EUT Type: Tablet Device	Page 320 of 523

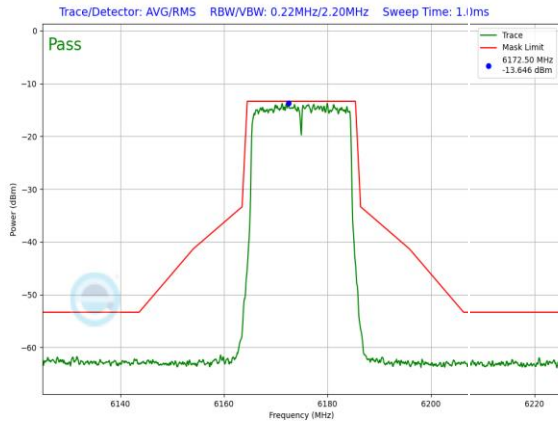
Mid Data Rate



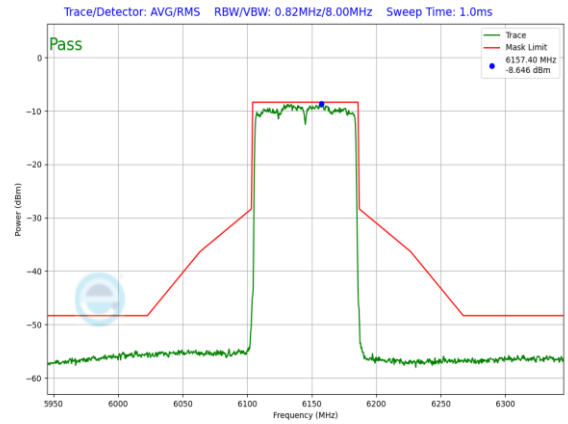
Plot 7-1185. LPI In-Band Emission Plot SDM Diversity Antenna 3c (20MHz 802.11ax (UNII Band 5) – Ch. 45, MCS4)



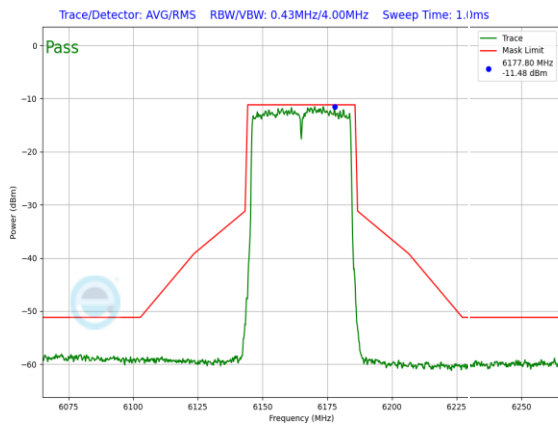
Plot 7-1188. LPI In-Band Emission Plot SDM Diversity Antenna 3a (40MHz 802.11ax (UNII Band 5) – Ch. 43, MCS4)



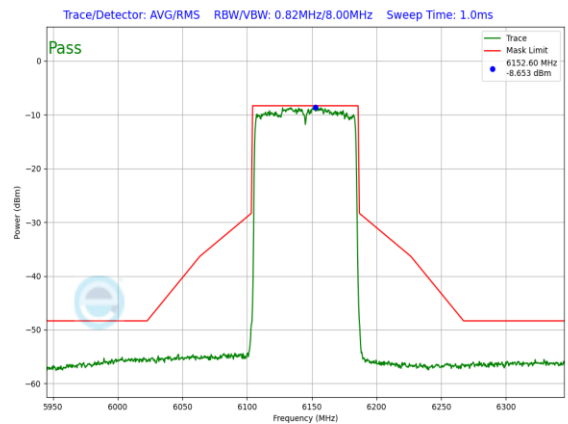
Plot 7-1186. LPI In-Band Emission Plot SDM Diversity Antenna 3a (20MHz 802.11ax (UNII Band 5) – Ch. 45, MCS4)



Plot 7-1189. LPI In-Band Emission Plot SDM Diversity Antenna 3c (80MHz 802.11ax (UNII Band 5) – Ch. 39, MCS4)

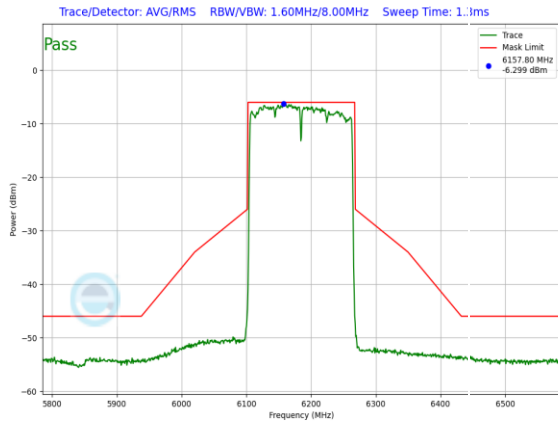


Plot 7-1187. LPI In-Band Emission Plot SDM Diversity Antenna 3c (40MHz 802.11ax (UNII Band 5) – Ch. 43, MCS4)

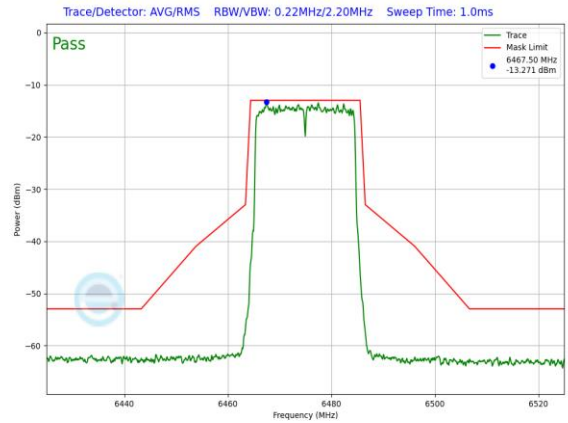


Plot 7-1190. LPI In-Band Emission Plot SDM Diversity Antenna 3a (80MHz 802.11ax (UNII Band 5) – Ch. 39, MCS4)

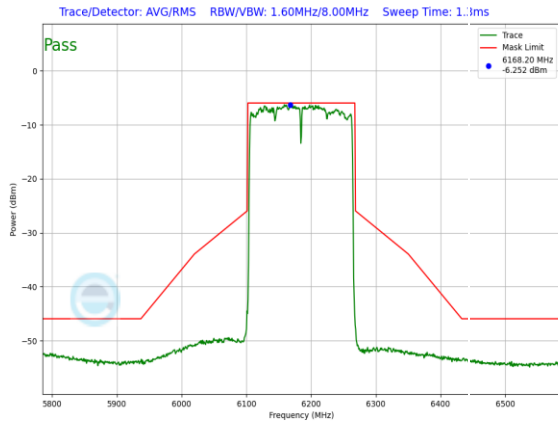
FCC ID: BCGA2903 IC: 579C-A2903		MEASUREMENT REPORT (CERTIFICATION)	Approved by: Technical Manager
Test Report S/N: 1C2311270064-26-R1.BCG	Test Dates: 11/28/2023 - 04/04/2024	EUT Type: Tablet Device	Page 321 of 523



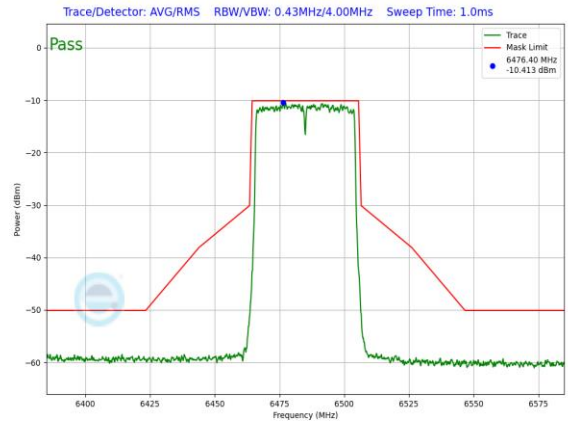
Plot 7-1191. LPI In-Band Emission Plot SDM Diversity Antenna 3c (160MHz 802.11ax (UNII Band 5) – Ch. 47, MCS4)



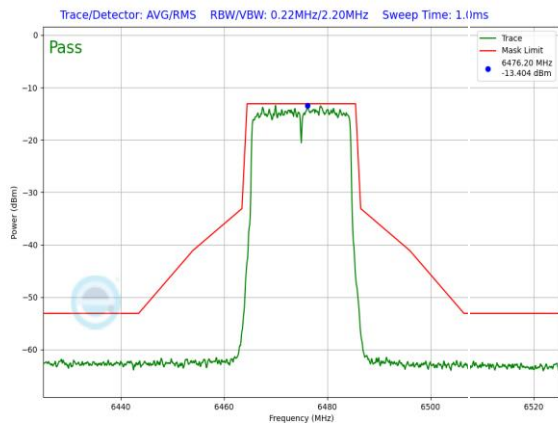
Plot 7-1194. LPI In-Band Emission Plot SDM Diversity Antenna 3a (20MHz 802.11ax (UNII Band 6) – Ch. 105, MCS4)



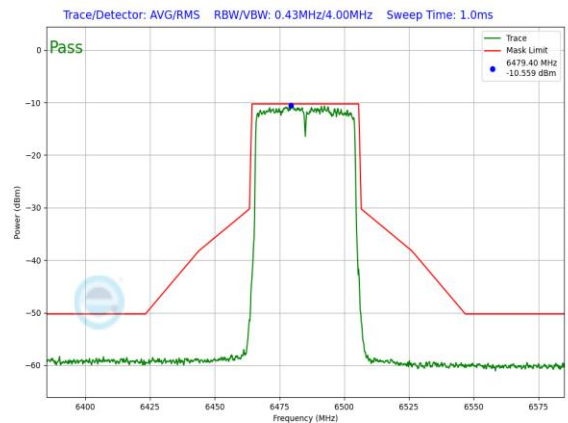
Plot 7-1192. LPI In-Band Emission Plot SDM Diversity Antenna 3a (160MHz 802.11ax (UNII Band 5) – Ch. 47, MCS4)



Plot 7-1195. LPI In-Band Emission Plot SDM Diversity Antenna 3c (40MHz 802.11ax (UNII Band 6) – Ch. 107, MCS4)

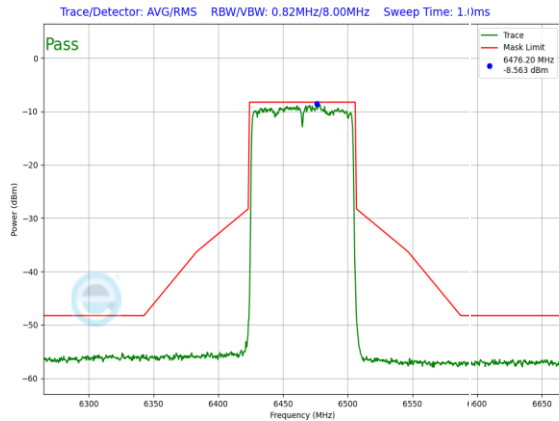


Plot 7-1193. LPI In-Band Emission Plot SDM Diversity Antenna 3c (20MHz 802.11ax (UNII Band 6) – Ch. 105, MCS4)

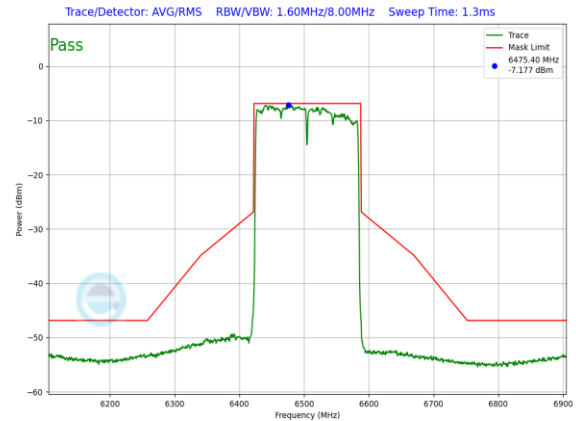


Plot 7-1196. LPI In-Band Emission Plot SDM Diversity Antenna 3a (40MHz 802.11ax (UNII Band 6) – Ch. 107, MCS4)

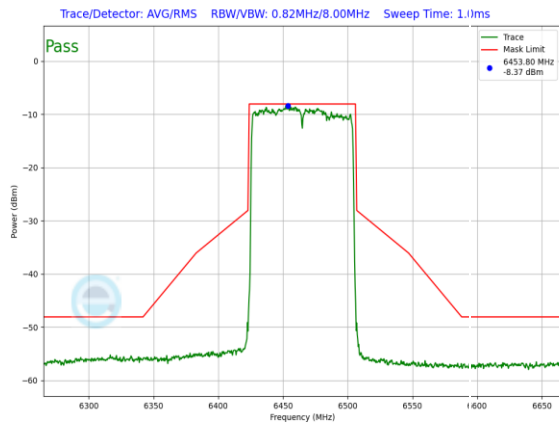
FCC ID: BCGA2903 IC: 579C-A2903		MEASUREMENT REPORT (CERTIFICATION)	Approved by: Technical Manager
Test Report S/N: 1C2311270064-26-R1.BCG	Test Dates: 11/28/2023 - 04/04/2024	EUT Type: Tablet Device	Page 322 of 523



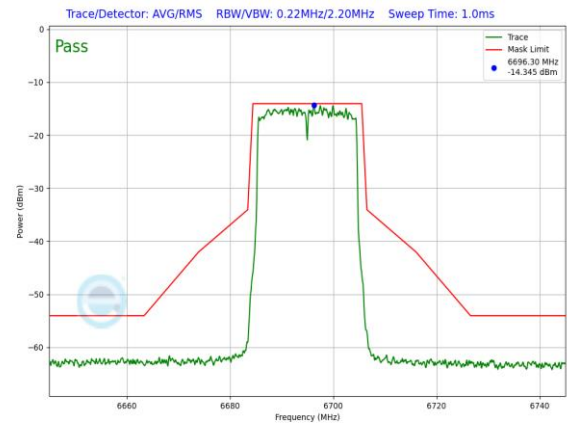
Plot 7-1197. LPI In-Band Emission Plot SDM Diversity Antenna 3c (80MHz 802.11ax (UNII Band 6) – Ch. 103, MCS4)



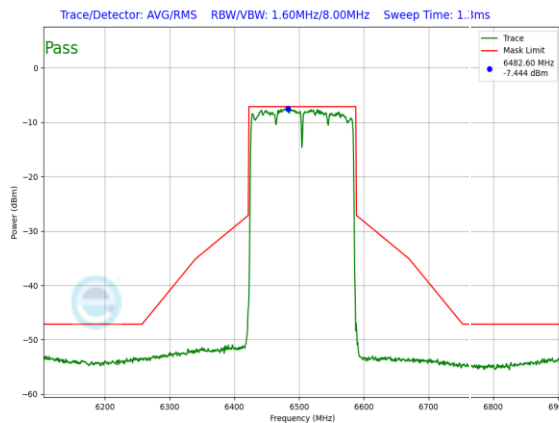
Plot 7-1200. LPI In-Band Emission Plot SDM Diversity Antenna 3a (160MHz 802.11ax (UNII Band 6) – Ch. 111, MCS4)



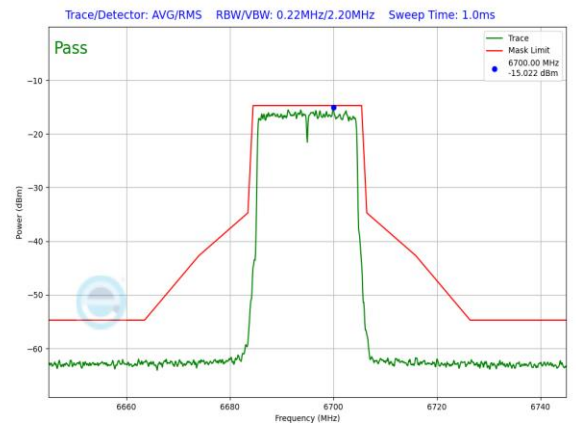
Plot 7-1198. LPI In-Band Emission Plot SDM Diversity Antenna 3a (80MHz 802.11ax (UNII Band 6) – Ch. 103, MCS4)



Plot 7-1201. LPI In-Band Emission Plot SDM Diversity Antenna 3c (20MHz 802.11ax (UNII Band 7) – Ch. 149, MCS4)

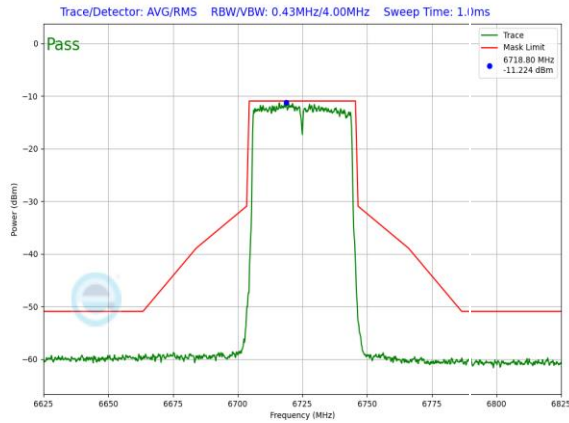


Plot 7-1199. LPI In-Band Emission Plot SDM Diversity Antenna 3c (160MHz 802.11ax (UNII Band 6) – Ch. 111, MCS4)

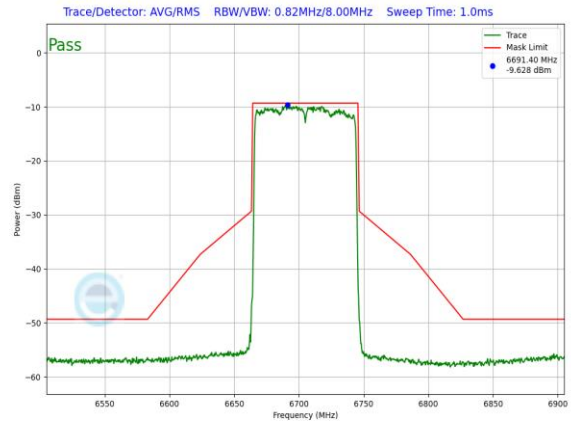


Plot 7-1202. LPI In-Band Emission Plot SDM Diversity Antenna 3a (20MHz 802.11ax (UNII Band 7) – Ch. 149, MCS4)

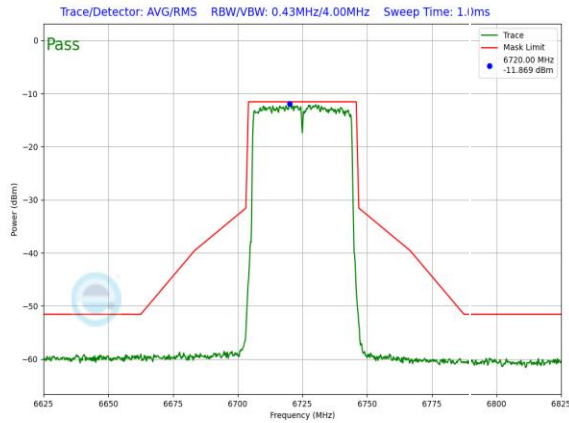
FCC ID: BCGA2903 IC: 579C-A2903		MEASUREMENT REPORT (CERTIFICATION)	Approved by: Technical Manager
Test Report S/N: 1C2311270064-26-R1.BCG	Test Dates: 11/28/2023 - 04/04/2024	EUT Type: Tablet Device	Page 323 of 523



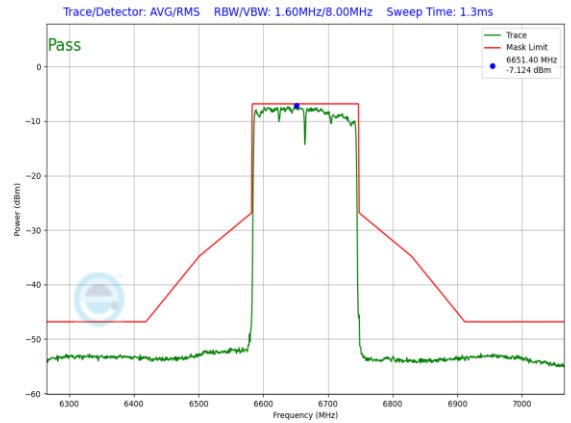
Plot 7-1203. LPI In-Band Emission Plot SDM Diversity Antenna 3c (40MHz 802.11ax (UNII Band 7) – Ch. 155, MCS4)



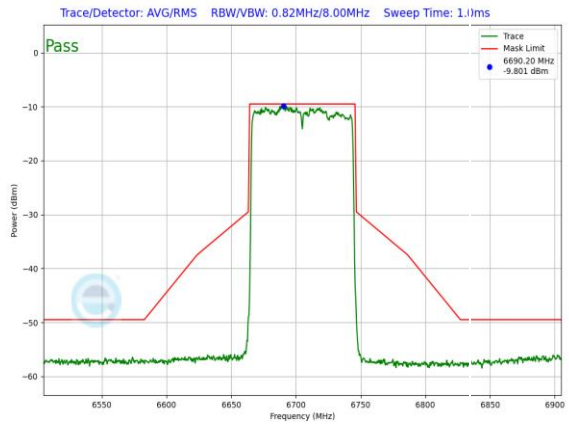
Plot 7-1206. LPI In-Band Emission Plot SDM Diversity Antenna 3a (80MHz 802.11ax (UNII Band 7) – Ch. 151, MCS4)



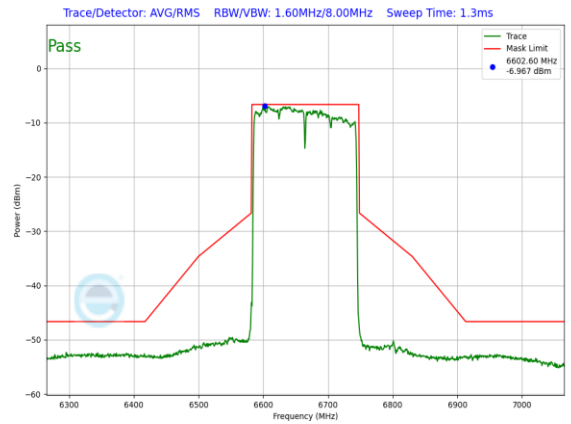
Plot 7-1204. LPI In-Band Emission Plot SDM Diversity Antenna 3a (40MHz 802.11ax (UNII Band 7) – Ch. 155, MCS4)



Plot 7-1207. LPI In-Band Emission Plot SDM Diversity Antenna 3c (160MHz 802.11ax (UNII Band 7) – Ch. 143, MCS4)

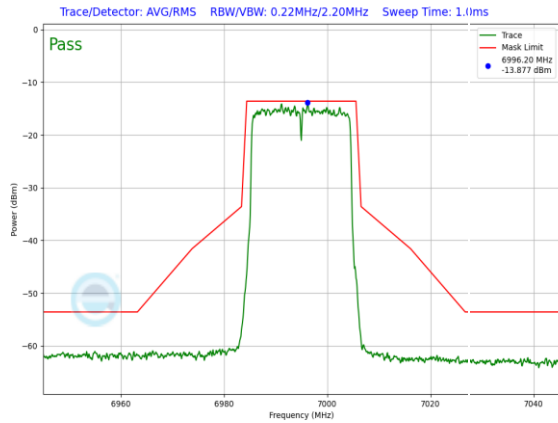


Plot 7-1205. LPI In-Band Emission Plot SDM Diversity Antenna 3c (80MHz 802.11ax (UNII Band 7) – Ch. 151, MCS4)

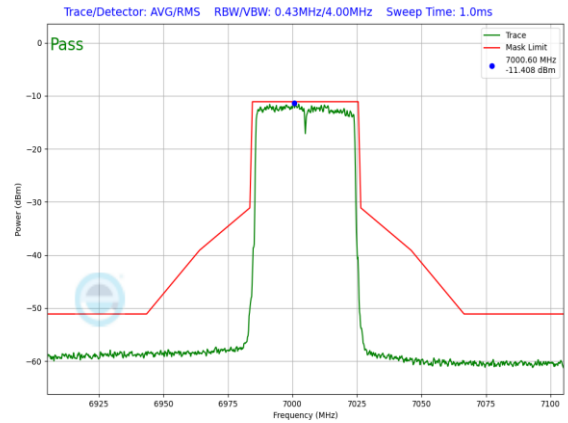


Plot 7-1208. LPI In-Band Emission Plot SDM Diversity Antenna 3a (160MHz 802.11ax (UNII Band 7) – Ch. 143, MCS4)

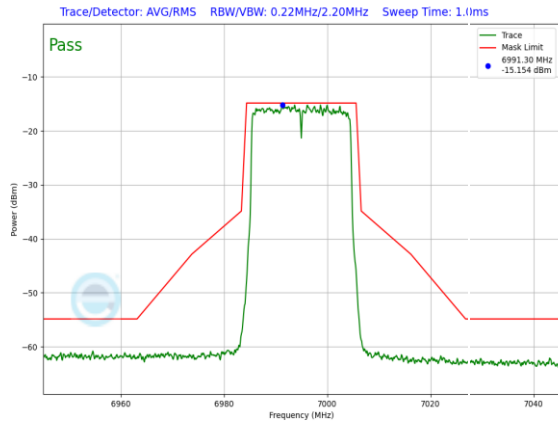
FCC ID: BCGA2903 IC: 579C-A2903		MEASUREMENT REPORT (CERTIFICATION)	Approved by: Technical Manager
Test Report S/N: 1C2311270064-26-R1.BCG	Test Dates: 11/28/2023 - 04/04/2024	EUT Type: Tablet Device	Page 324 of 523



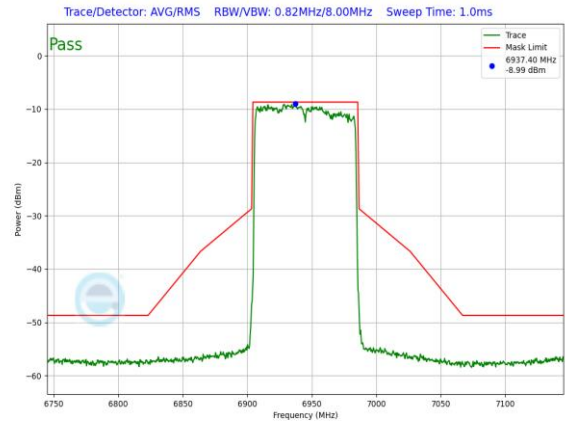
Plot 7-1209. LPI In-Band Emission Plot SDM Diversity Antenna 3c (20MHz 802.11ax (UNII Band 8) – Ch. 209, MCS4)



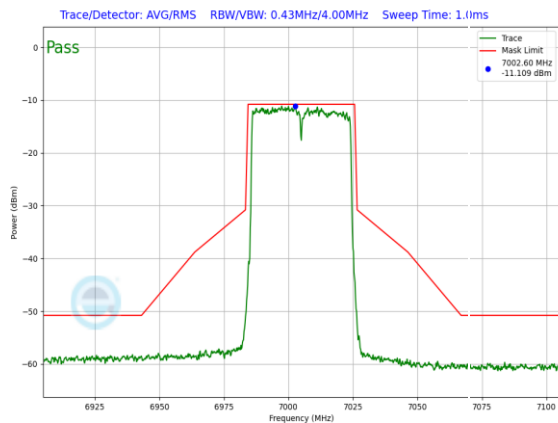
Plot 7-1212. LPI In-Band Emission Plot SDM Diversity Antenna 3a (40MHz 802.11ax (UNII Band 8) – Ch. 211, MCS4)



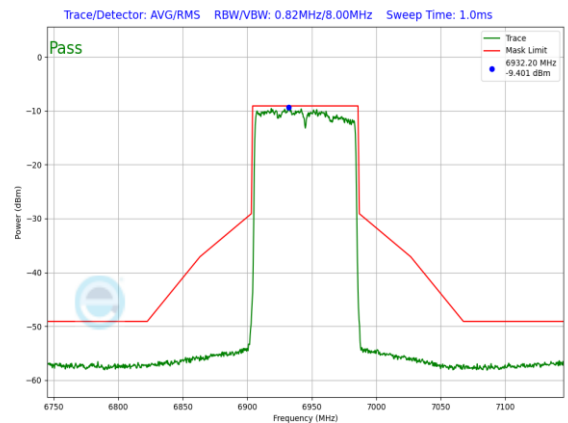
Plot 7-1210. LPI In-Band Emission Plot SDM Diversity Antenna 3a (20MHz 802.11ax (UNII Band 8) – Ch. 209, MCS4)



Plot 7-1213. LPI In-Band Emission Plot SDM Diversity Antenna 3c (80MHz 802.11ax (UNII Band 8) – Ch. 199, MCS4)

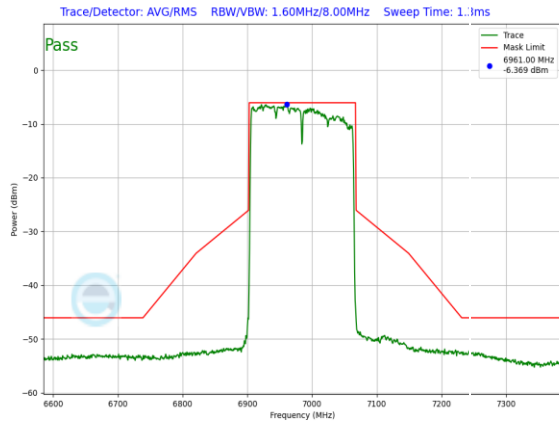


Plot 7-1211. LPI In-Band Emission Plot SDM Diversity Antenna 3c (40MHz 802.11ax (UNII Band 8) – Ch. 211, MCS4)

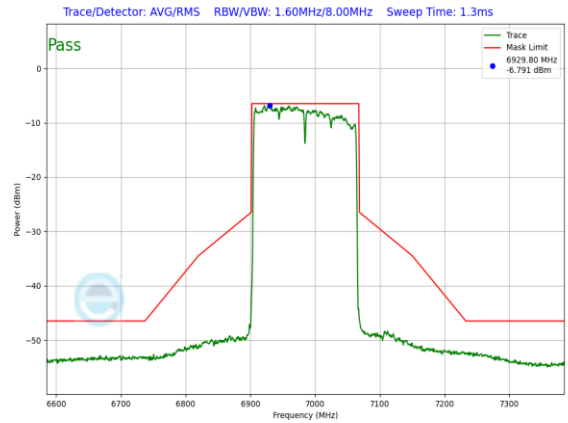


Plot 7-1214. LPI In-Band Emission Plot SDM Diversity Antenna 3a (80MHz 802.11ax (UNII Band 8) – Ch. 199, MCS4)

FCC ID: BCGA2903 IC: 579C-A2903		MEASUREMENT REPORT (CERTIFICATION)	Approved by: Technical Manager
Test Report S/N: 1C2311270064-26-R1.BCG	Test Dates: 11/28/2023 - 04/04/2024	EUT Type: Tablet Device	Page 325 of 523



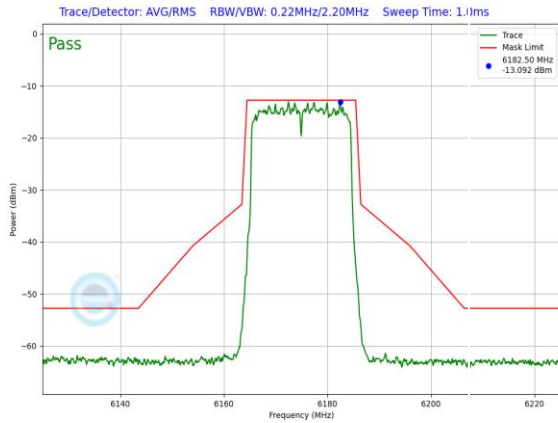
Plot 7-1215. LPI In-Band Emission Plot SDM Diversity Antenna 3c (160MHz 802.11ax (UNII Band 8) – Ch. 207, MCS4)



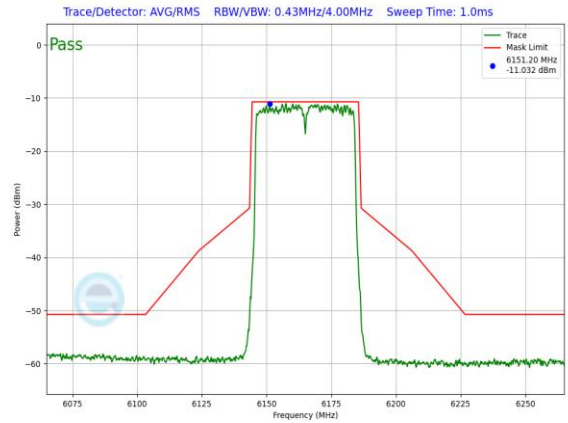
Plot 7-1216. LPI In-Band Emission Plot SDM Diversity Antenna 3a (160MHz 802.11ax (UNII Band 8) – Ch. 207, MCS4)

FCC ID: BCGA2903 IC: 579C-A2903	 MEASUREMENT REPORT (CERTIFICATION)		Approved by: Technical Manager
Test Report S/N: 1C2311270064-26-R1.BCG	Test Dates: 11/28/2023 - 04/04/2024	EUT Type: Tablet Device	Page 326 of 523

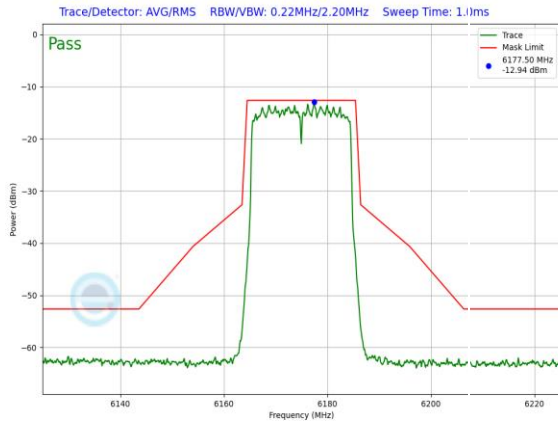
High Data Rate



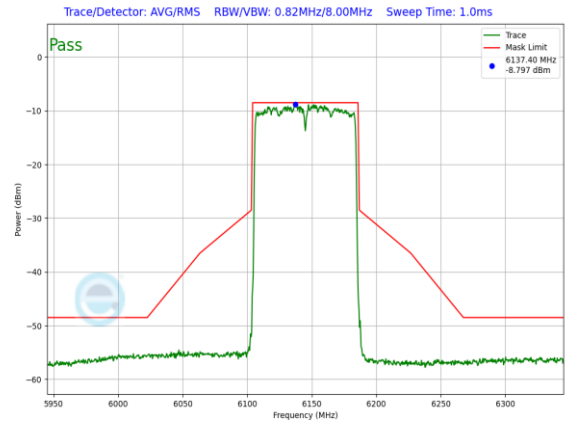
Plot 7-1217. LPI In-Band Emission Plot SDM Diversity Antenna 3c (20MHz 802.11ax (UNII Band 5) – Ch. 45, MCS11)



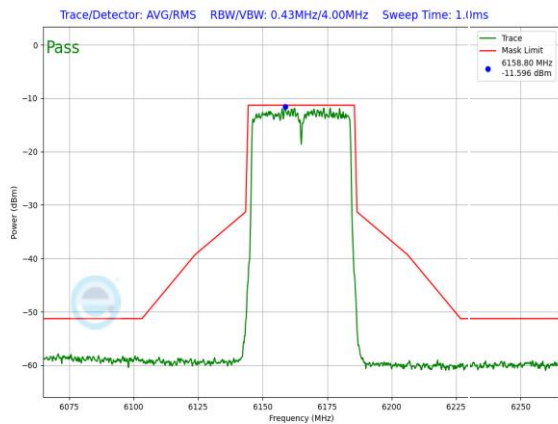
Plot 7-1220. LPI In-Band Emission Plot SDM Diversity Antenna 3a (40MHz 802.11ax (UNII Band 5) – Ch. 43, MCS11)



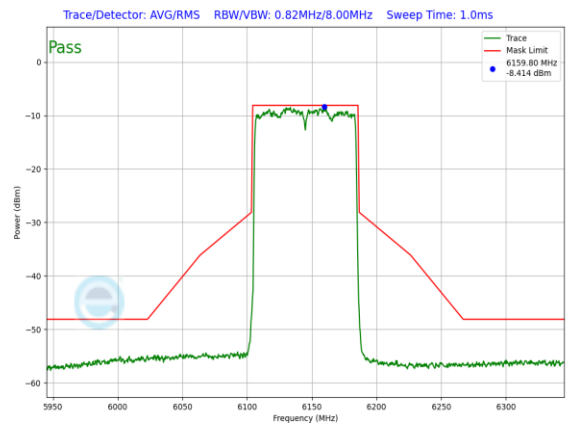
Plot 7-1218. LPI In-Band Emission Plot SDM Diversity Antenna 3a (20MHz 802.11ax (UNII Band 5) – Ch. 45, MCS11)



Plot 7-1221. LPI In-Band Emission Plot SDM Diversity Antenna 3c (80MHz 802.11ax (UNII Band 5) – Ch. 39, MCS11)

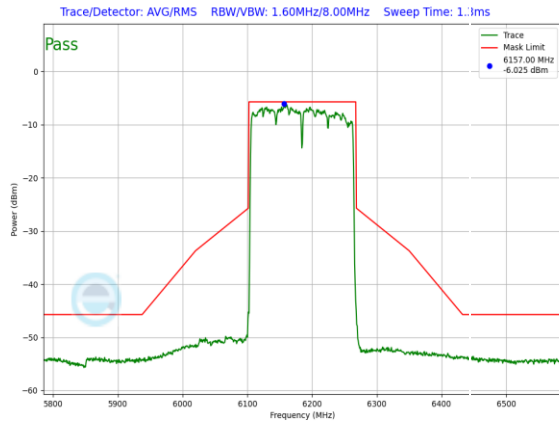


Plot 7-1219. LPI In-Band Emission Plot SDM Diversity Antenna 3c (40MHz 802.11ax (UNII Band 5) – Ch. 43, MCS11)

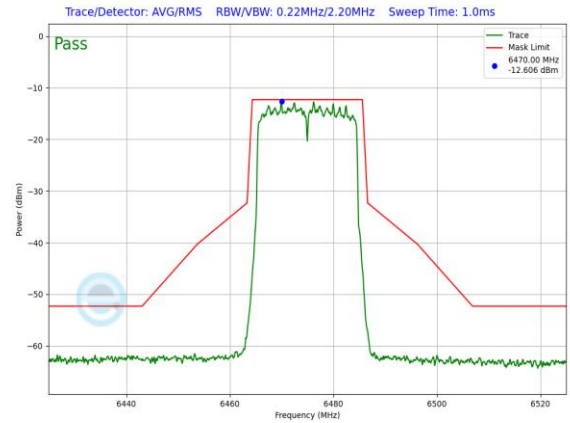


Plot 7-1222. LPI In-Band Emission Plot SDM Diversity Antenna 3a (80MHz 802.11ax (UNII Band 5) – Ch. 39, MCS11)

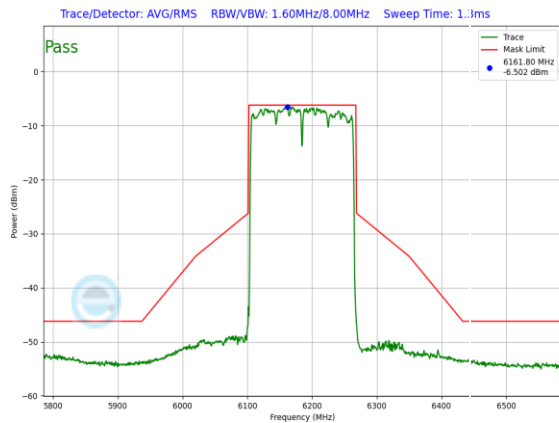
FCC ID: BCGA2903 IC: 579C-A2903		MEASUREMENT REPORT (CERTIFICATION)	Approved by: Technical Manager
Test Report S/N: 1C2311270064-26-R1.BCG	Test Dates: 11/28/2023 - 04/04/2024	EUT Type: Tablet Device	Page 327 of 523



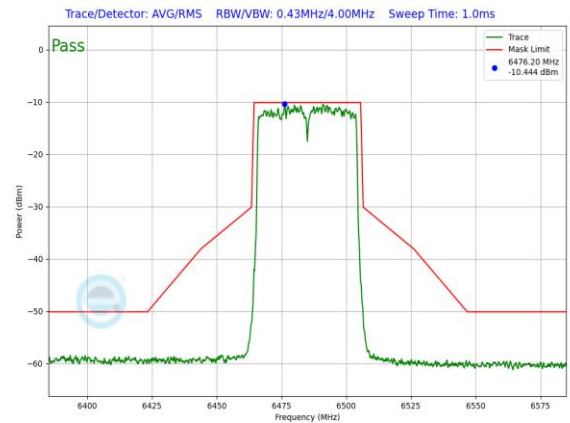
Plot 7-1223. LPI In-Band Emission Plot SDM Diversity Antenna 3c (160MHz 802.11ax (UNII Band 5) – Ch. 47, MCS11)



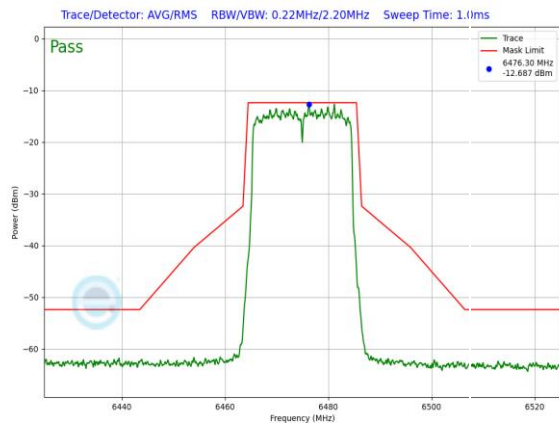
Plot 7-1226. LPI In-Band Emission Plot SDM Diversity Antenna 3a (20MHz 802.11ax (UNII Band 6) – Ch. 105, MCS11)



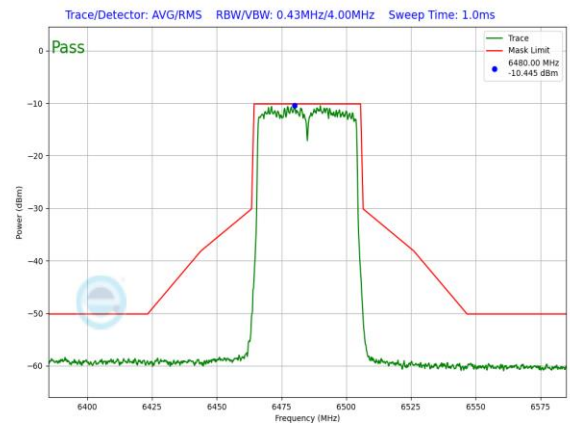
Plot 7-1224. LPI In-Band Emission Plot SDM Diversity Antenna 3a (160MHz 802.11ax (UNII Band 5) – Ch. 47, MCS11)



Plot 7-1227. LPI In-Band Emission Plot SDM Diversity Antenna 3c (40MHz 802.11ax (UNII Band 6) – Ch. 107, MCS11)

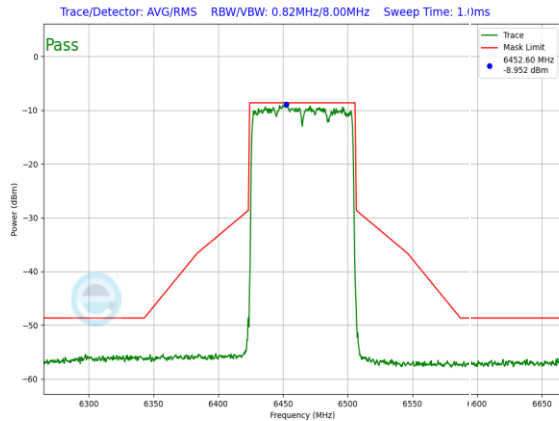


Plot 7-1225. LPI In-Band Emission Plot SDM Diversity Antenna 3c (20MHz 802.11ax (UNII Band 6) – Ch. 105, MCS11)

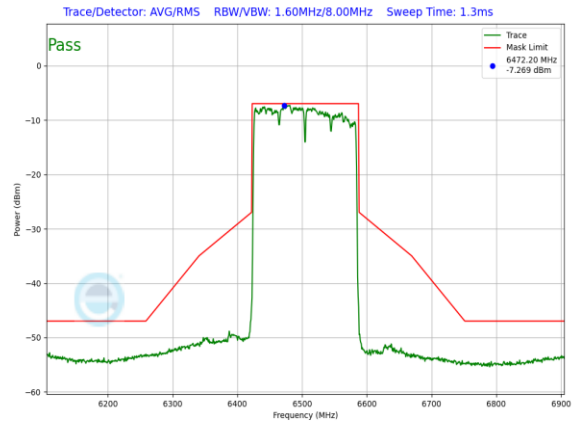


Plot 7-1228. LPI In-Band Emission Plot SDM Diversity Antenna 3a (40MHz 802.11ax (UNII Band 6) – Ch. 107, MCS11)

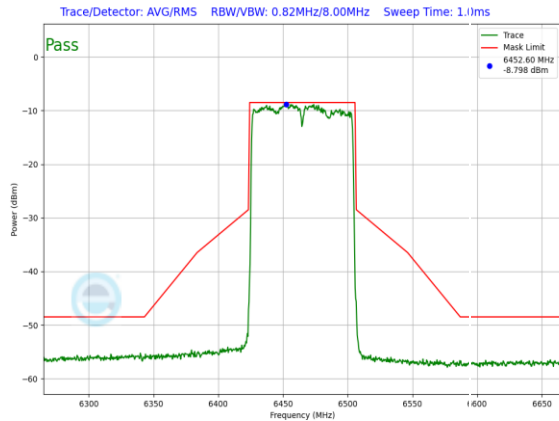
FCC ID: BCGA2903 IC: 579C-A2903		MEASUREMENT REPORT (CERTIFICATION)	Approved by: Technical Manager
Test Report S/N: 1C2311270064-26-R1.BCG	Test Dates: 11/28/2023 - 04/04/2024	EUT Type: Tablet Device	Page 328 of 523



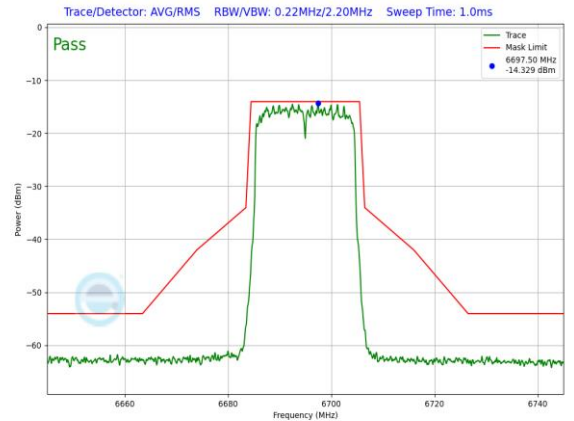
Plot 7-1229. LPI In-Band Emission Plot SDM Diversity Antenna 3c (80MHz 802.11ax (UNII Band 6) – Ch. 103, MCS11)



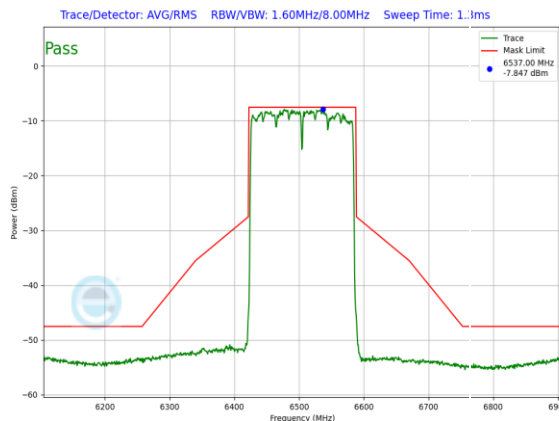
Plot 7-1232. LPI In-Band Emission Plot SDM Diversity Antenna 3a (160MHz 802.11ax (UNII Band 6) – Ch. 111, MCS11)



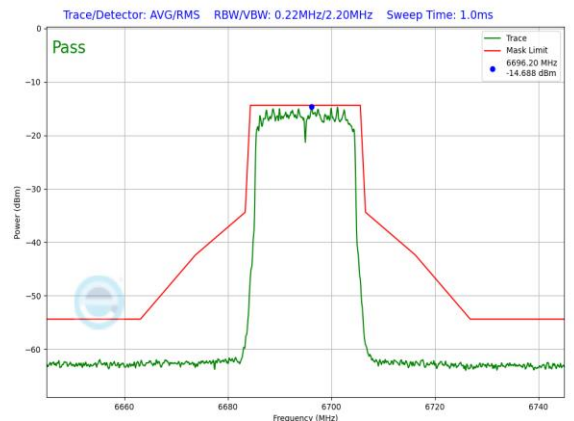
Plot 7-1230. LPI In-Band Emission Plot SDM Diversity Antenna 3a (80MHz 802.11ax (UNII Band 6) – Ch. 103, MCS11)



Plot 7-1233. LPI In-Band Emission Plot SDM Diversity Antenna 3c (20MHz 802.11ax (UNII Band 7) – Ch. 149, MCS11)

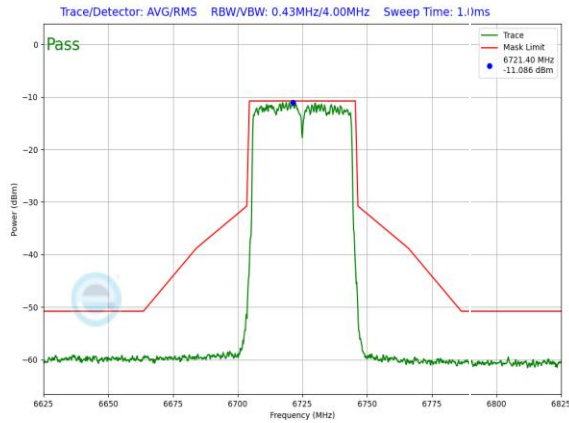


Plot 7-1231. LPI In-Band Emission Plot SDM Diversity Antenna 3c (160MHz 802.11ax (UNII Band 6) – Ch. 111, MCS11)

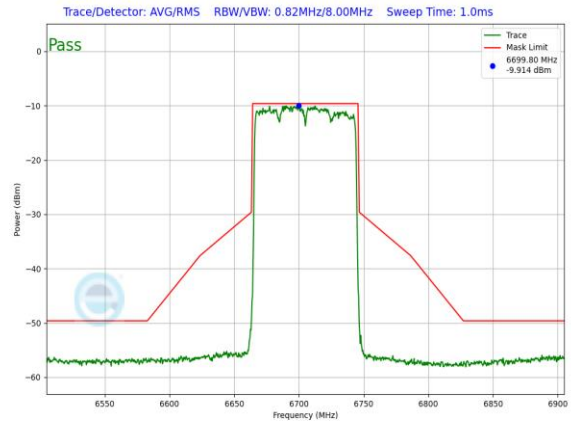


Plot 7-1234. LPI In-Band Emission Plot SDM Diversity Antenna 3a (20MHz 802.11ax (UNII Band 7) – Ch. 149, MCS11)

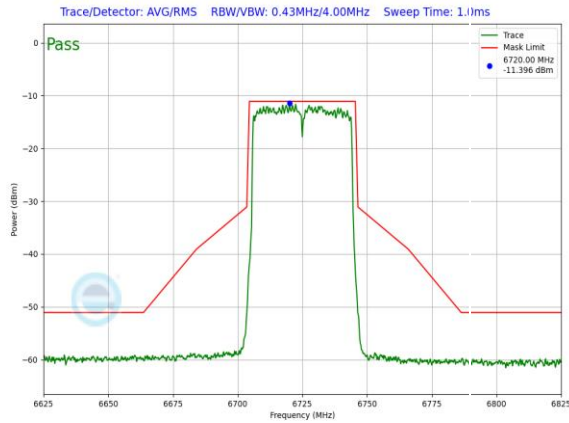
FCC ID: BCGA2903 IC: 579C-A2903		MEASUREMENT REPORT (CERTIFICATION)	Approved by: Technical Manager
Test Report S/N: 1C2311270064-26-R1.BCG	Test Dates: 11/28/2023 - 04/04/2024	EUT Type: Tablet Device	Page 329 of 523



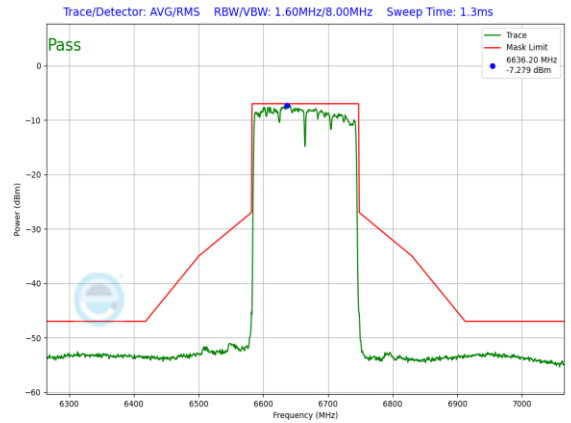
Plot 7-1235. LPI In-Band Emission Plot SDM Diversity Antenna 3c (40MHz 802.11ax (UNII Band 7) – Ch. 155, MCS11)



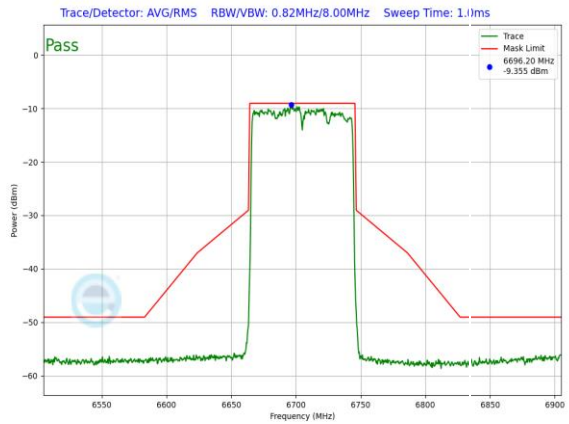
Plot 7-1238. LPI In-Band Emission Plot SDM Diversity Antenna 3a (80MHz 802.11ax (UNII Band 7) – Ch. 151, MCS11)



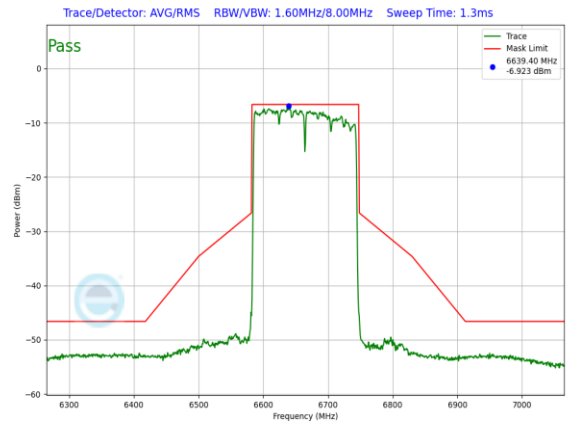
Plot 7-1236. LPI In-Band Emission Plot SDM Diversity Antenna 3a (40MHz 802.11ax (UNII Band 7) – Ch. 155, MCS11)



Plot 7-1239. LPI In-Band Emission Plot SDM Diversity Antenna 3c (160MHz 802.11ax (UNII Band 7) – Ch. 143, MCS11)

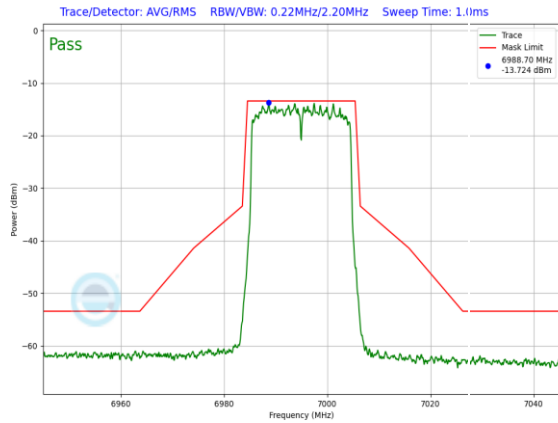


Plot 7-1237. LPI In-Band Emission Plot SDM Diversity Antenna 3c (80MHz 802.11ax (UNII Band 7) – Ch. 151, MCS11)

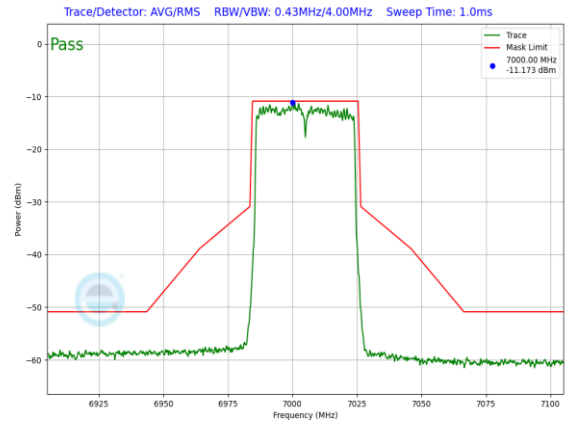


Plot 7-1240. LPI In-Band Emission Plot SDM Diversity Antenna 3a (160MHz 802.11ax (UNII Band 7) – Ch. 143, MCS11)

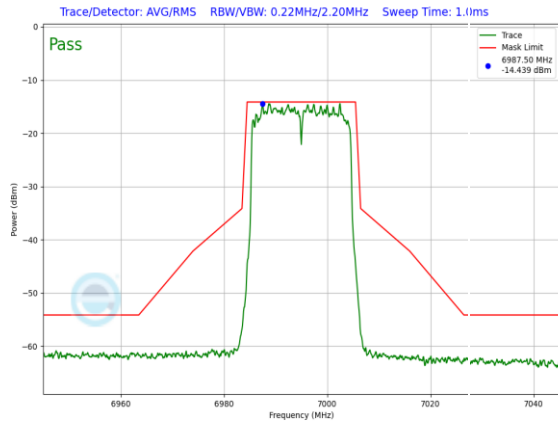
FCC ID: BCGA2903 IC: 579C-A2903		MEASUREMENT REPORT (CERTIFICATION)	Approved by: Technical Manager
Test Report S/N: 1C2311270064-26-R1.BCG	Test Dates: 11/28/2023 - 04/04/2024	EUT Type: Tablet Device	Page 330 of 523



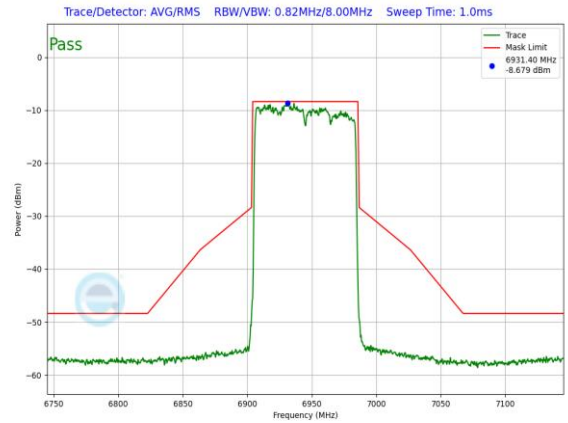
Plot 7-1241. LPI In-Band Emission Plot SDM Diversity Antenna 3c (20MHz 802.11ax (UNII Band 8) – Ch. 209, MCS11)



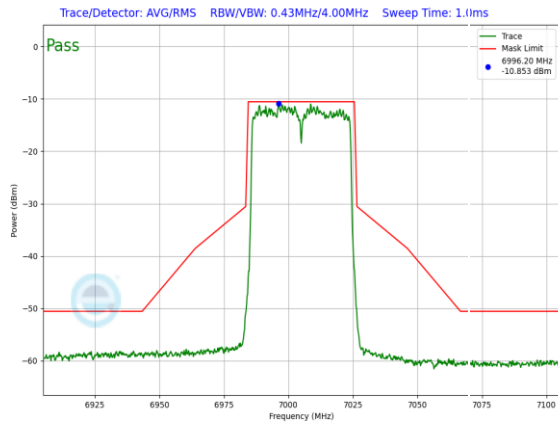
Plot 7-1244. LPI In-Band Emission Plot SDM Diversity Antenna 3a (40MHz 802.11ax (UNII Band 8) – Ch. 211, MCS11)



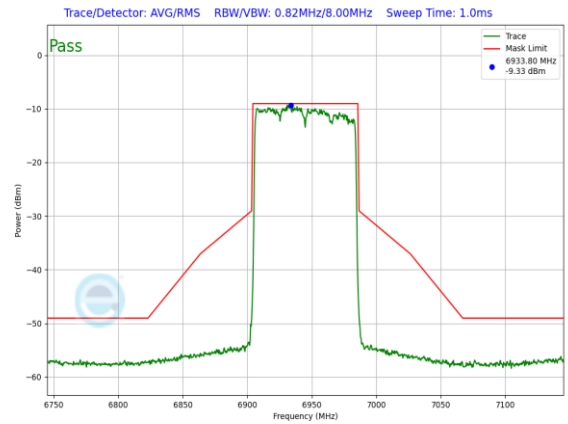
Plot 7-1242. LPI In-Band Emission Plot SDM Diversity Antenna 3a (20MHz 802.11ax (UNII Band 8) – Ch. 209, MCS11)



Plot 7-1245. LPI In-Band Emission Plot SDM Diversity Antenna 3c (80MHz 802.11ax (UNII Band 8) – Ch. 199, MCS11)

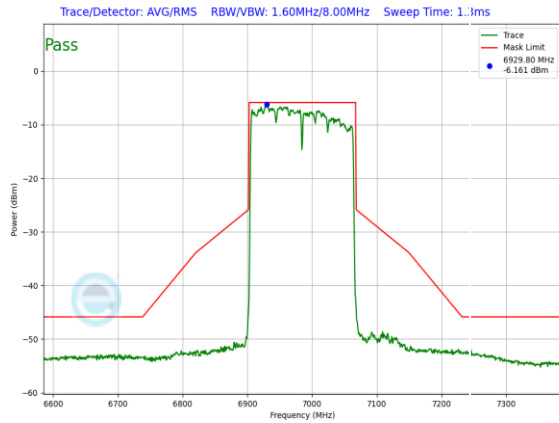


Plot 7-1243. LPI In-Band Emission Plot SDM Diversity Antenna 3c (40MHz 802.11ax (UNII Band 8) – Ch. 211, MCS11)

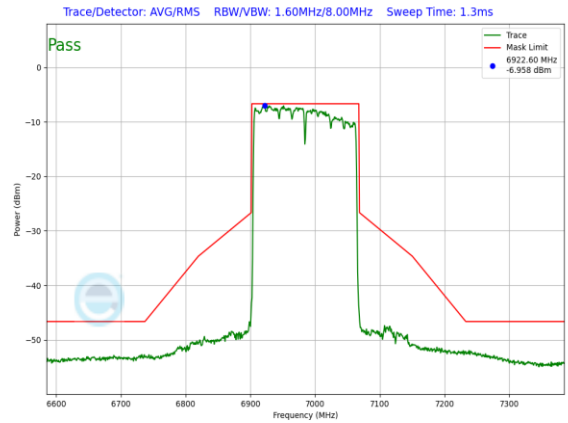


Plot 7-1246. LPI In-Band Emission Plot SDM Diversity Antenna 3a (80MHz 802.11ax (UNII Band 8) – Ch. 199, MCS11)

FCC ID: BCGA2903 IC: 579C-A2903		MEASUREMENT REPORT (CERTIFICATION)	Approved by: Technical Manager
Test Report S/N: 1C2311270064-26-R1.BCG	Test Dates: 11/28/2023 - 04/04/2024	EUT Type: Tablet Device	Page 331 of 523



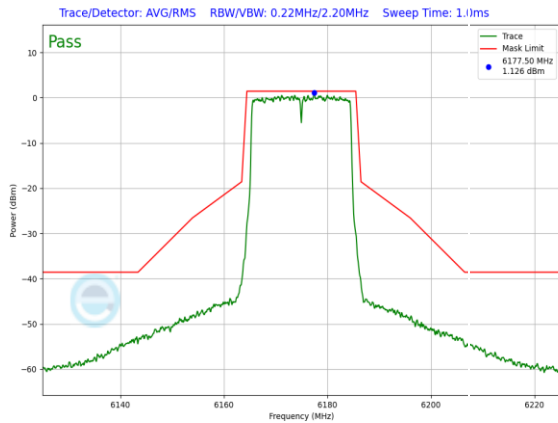
Plot 7-1247. LPI In-Band Emission Plot SDM Diversity Antenna 3c (160MHz 802.11ax (UNII Band 8) – Ch. 207, MCS11)



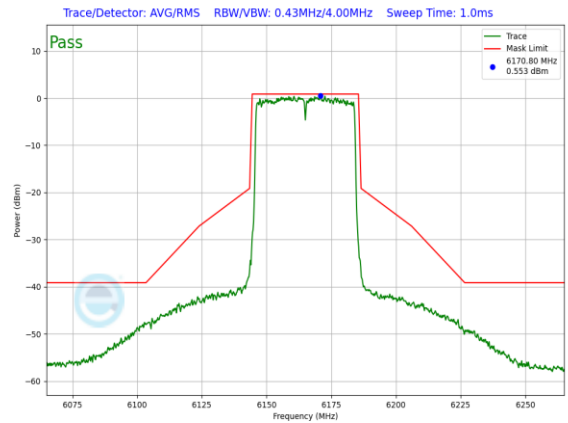
Plot 7-1248. LPI In-Band Emission Plot SDM Diversity Antenna 3a (160MHz 802.11ax (UNII Band 8) – Ch. 207, MCS11)

FCC ID: BCGA2903 IC: 579C-A2903	 MEASUREMENT REPORT (CERTIFICATION)		Approved by: Technical Manager
Test Report S/N: 1C2311270064-26-R1.BCG	Test Dates: 11/28/2023 - 04/04/2024	EUT Type: Tablet Device	Page 332 of 523

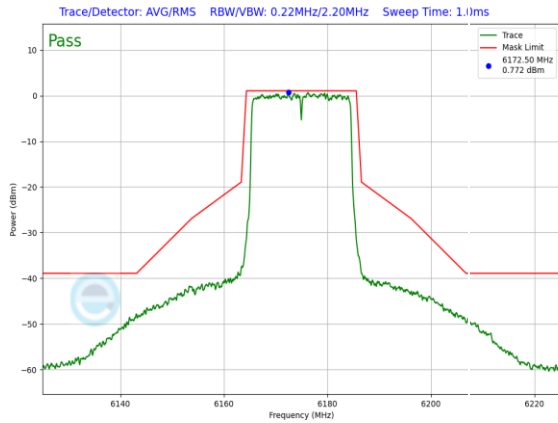
Low Data Rate



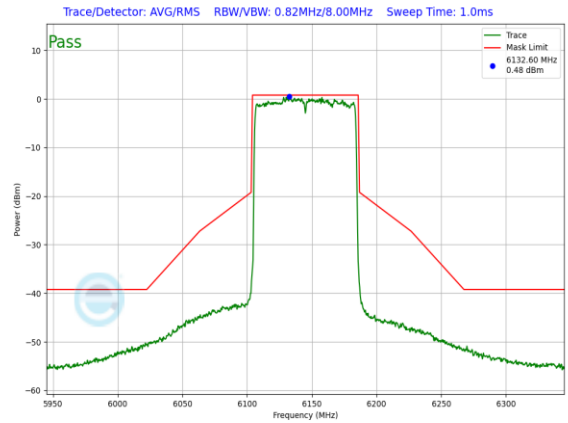
Plot 7-1249. SP In-Band Emission Plot CDD Diversity Antenna 3c (20MHz 802.11ax (UNII Band 5) – Ch. 45, MCS2)



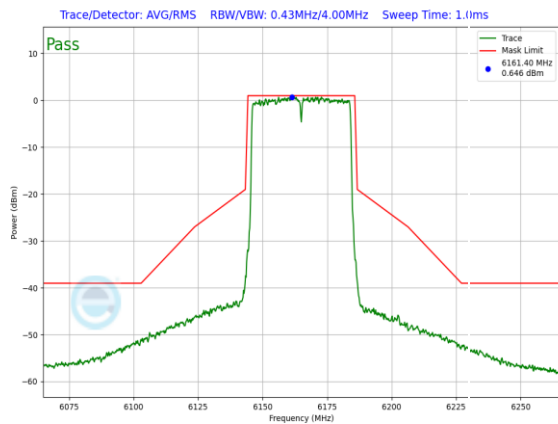
Plot 7-1252. SP In-Band Emission Plot CDD Diversity Antenna 3a (40MHz 802.11ax (UNII Band 5) – Ch. 43, MCS2)



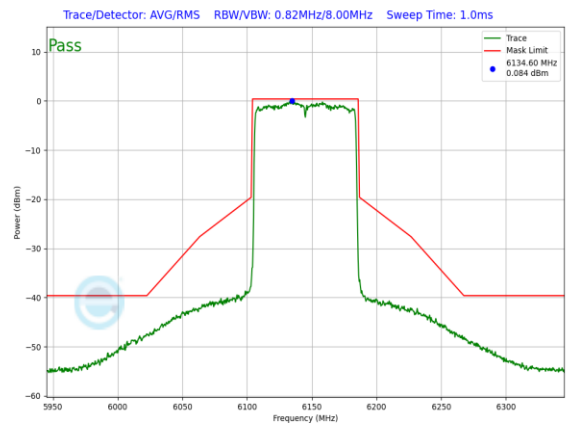
Plot 7-1250. SP In-Band Emission Plot CDD Diversity Antenna 3a (20MHz 802.11ax (UNII Band 5) – Ch. 45, MCS2)



Plot 7-1253. SP In-Band Emission Plot CDD Diversity Antenna 3c (80MHz 802.11ax (UNII Band 5) – Ch. 39, MCS2)

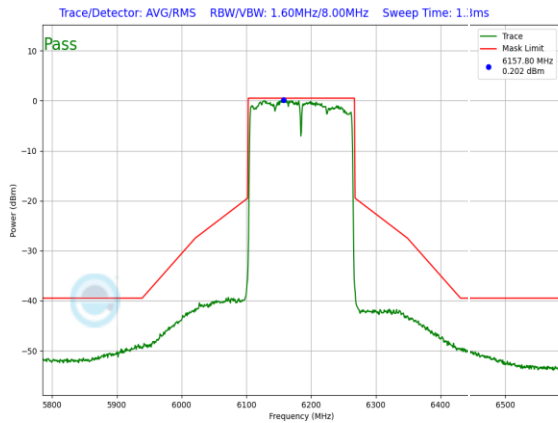


Plot 7-1251. SP In-Band Emission Plot CDD Diversity Antenna 3c (40MHz 802.11ax (UNII Band 5) – Ch. 43, MCS2)

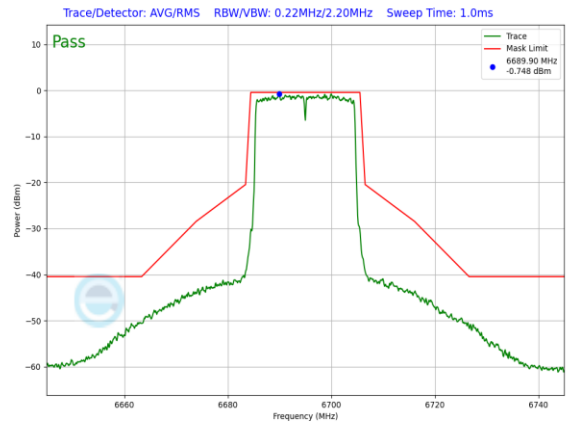


Plot 7-1254. SP In-Band Emission Plot CDD Diversity Antenna 3a (80MHz 802.11ax (UNII Band 5) – Ch. 39, MCS2)

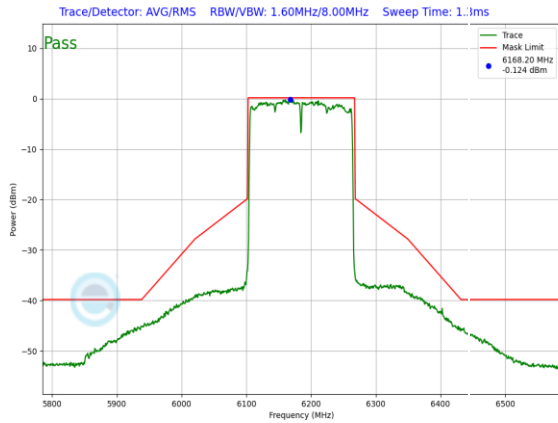
FCC ID: BCGA2903 IC: 579C-A2903		MEASUREMENT REPORT (CERTIFICATION)	Approved by: Technical Manager
Test Report S/N: 1C2311270064-26-R1.BCG	Test Dates: 11/28/2023 - 04/04/2024	EUT Type: Tablet Device	Page 333 of 523



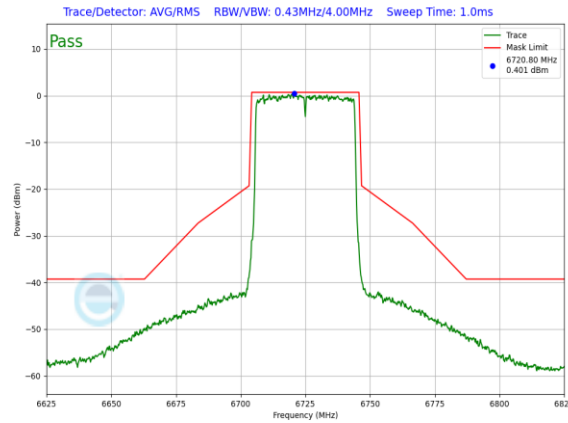
Plot 7-1255. SP In-Band Emission Plot CDD Diversity Antenna 3c (160MHz 802.11ax (UNII Band 5) – Ch. 47, MCS2)



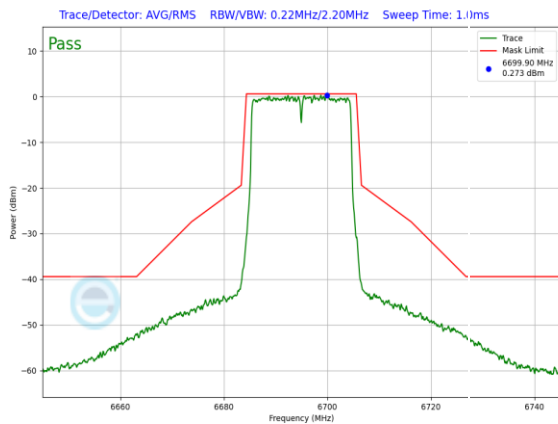
Plot 7-1258. SP In-Band Emission Plot SDM Diversity Antenna 3a (20MHz 802.11ax (UNII Band 7) – Ch. 149, MCS2)



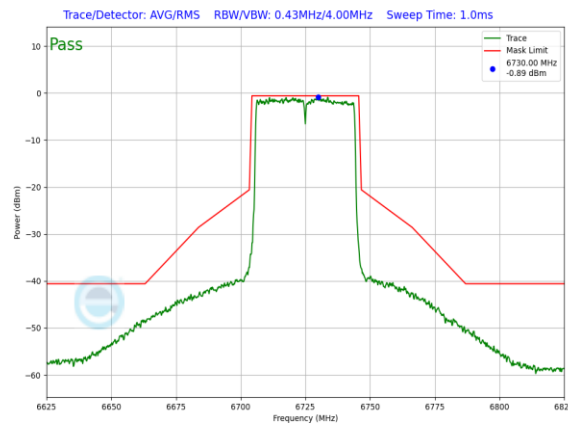
Plot 7-1256. SP In-Band Emission Plot CDD Diversity Antenna 3a (160MHz 802.11ax (UNII Band 5) – Ch. 47, MCS2)



Plot 7-1259. SP In-Band Emission Plot SDM Diversity Antenna 3c (40MHz 802.11ax (UNII Band 7) – Ch. 155, MCS2)

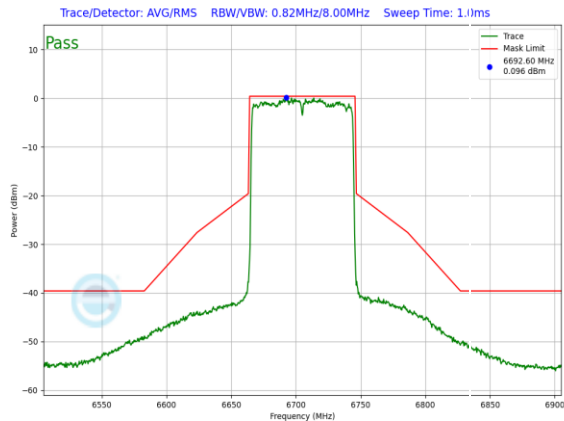


Plot 7-1257. SP In-Band Emission Plot SDM Diversity Antenna 3c (20MHz 802.11ax (UNII Band 7) – Ch. 149, MCS2)

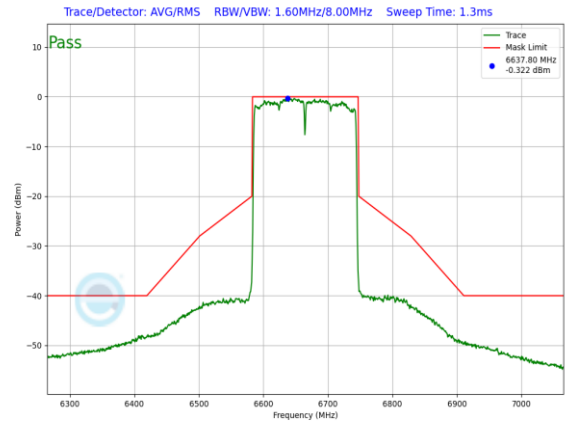


Plot 7-1260. SP In-Band Emission Plot SDM Diversity Antenna 3a (40MHz 802.11ax (UNII Band 7) – Ch. 155, MCS2)

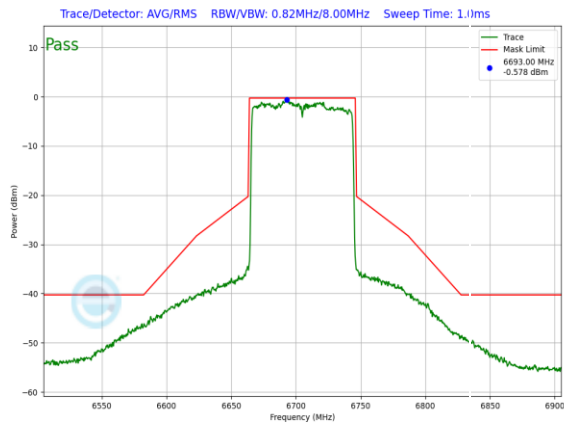
FCC ID: BCGA2903 IC: 579C-A2903		MEASUREMENT REPORT (CERTIFICATION)	Approved by: Technical Manager
Test Report S/N: 1C2311270064-26-R1.BCG	Test Dates: 11/28/2023 - 04/04/2024	EUT Type: Tablet Device	Page 334 of 523



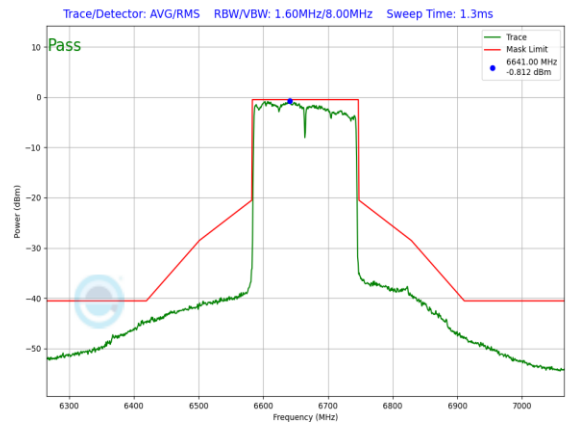
Plot 7-1261. SP In-Band Emission Plot SDM Diversity Antenna 3c (80MHz 802.11ax (UNII Band 7) – Ch. 151, MCS2)



Plot 7-1263. SP In-Band Emission Plot SDM Diversity Antenna 3c (160MHz 802.11ax (UNII Band 7) – Ch. 143, MCS2)



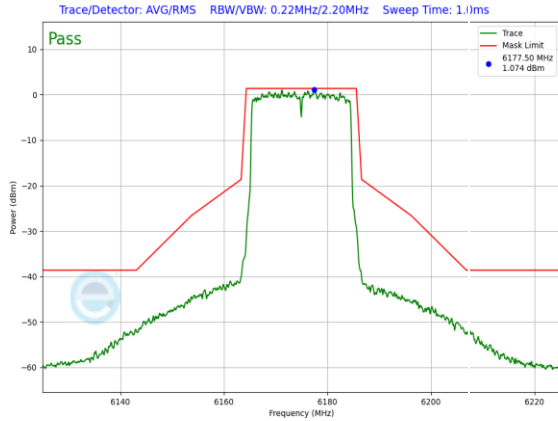
Plot 7-1262. SP In-Band Emission Plot SDM Diversity Antenna 3a (80MHz 802.11ax (UNII Band 7) – Ch. 151, MCS2)



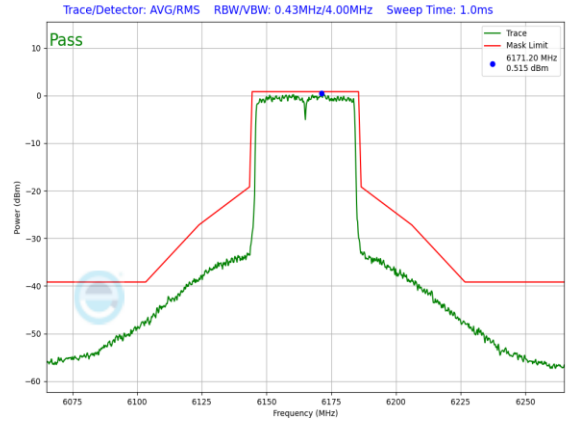
Plot 7-1264. SP In-Band Emission Plot SDM Diversity Antenna 3a (160MHz 802.11ax (UNII Band 7) – Ch. 143, MCS2)

FCC ID: BCGA2903 IC: 579C-A2903		MEASUREMENT REPORT (CERTIFICATION)	Approved by: Technical Manager
Test Report S/N: 1C2311270064-26-R1.BCG	Test Dates: 11/28/2023 - 04/04/2024	EUT Type: Tablet Device	Page 335 of 523

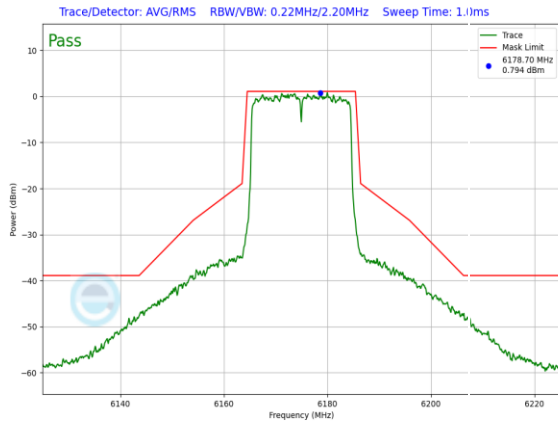
Mid Data Rate



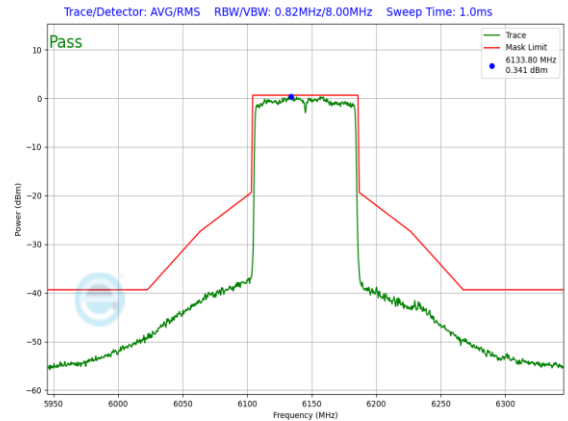
Plot 7-1265. SP In-Band Emission Plot SDM Diversity Antenna 3c (20MHz 802.11ax (UNII Band 5) – Ch. 45, MCS4)



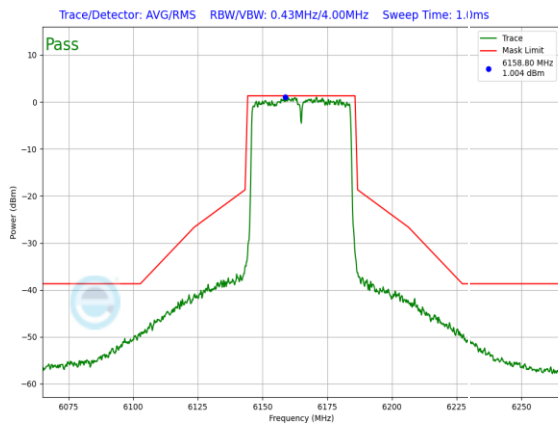
Plot 7-1268. SP In-Band Emission Plot SDM Diversity Antenna 3a (40MHz 802.11ax (UNII Band 5) – Ch. 43, MCS4)



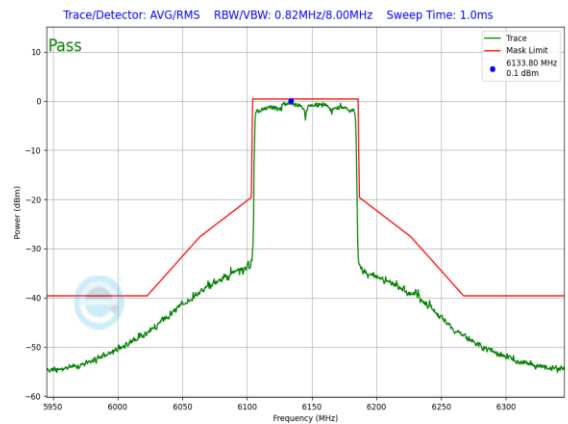
Plot 7-1266. SP In-Band Emission Plot SDM Diversity Antenna 3a (20MHz 802.11ax (UNII Band 5) – Ch. 45, MCS4)



Plot 7-1269. SP In-Band Emission Plot SDM Diversity Antenna 3c (80MHz 802.11ax (UNII Band 5) – Ch. 39, MCS4)



Plot 7-1267. SP In-Band Emission Plot SDM Diversity Antenna 3c (40MHz 802.11ax (UNII Band 5) – Ch. 43, MCS4)



Plot 7-1270. SP In-Band Emission Plot SDM Diversity Antenna 3a (80MHz 802.11ax (UNII Band 5) – Ch. 39, MCS4)

FCC ID: BCGA2903 IC: 579C-A2903		MEASUREMENT REPORT (CERTIFICATION)	Approved by: Technical Manager
Test Report S/N: 1C2311270064-26-R1.BCG	Test Dates: 11/28/2023 - 04/04/2024	EUT Type: Tablet Device	Page 336 of 523