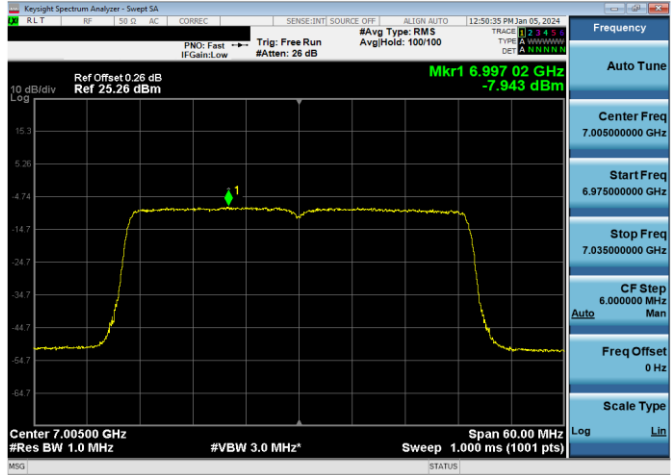
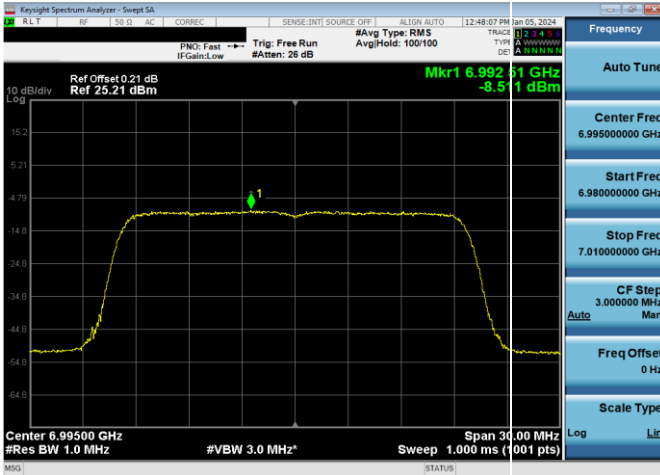


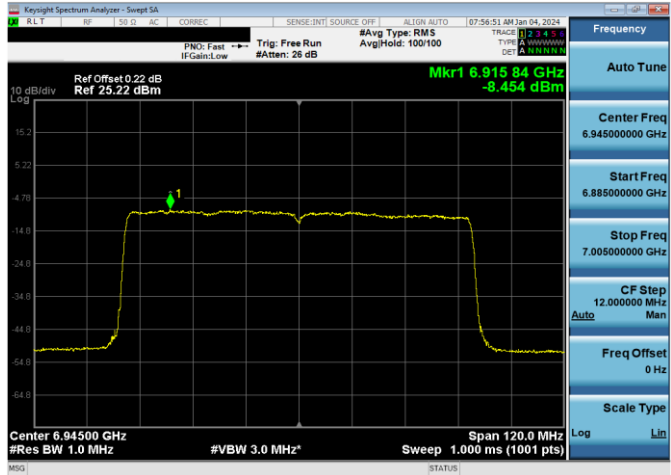
Plot 7-651. Power Spectral Density Plot SDM Diversity Antenna 3c Low Power Indoor (20MHz 802.11ax (UNII Band 8) – Ch. 209, MCS4)



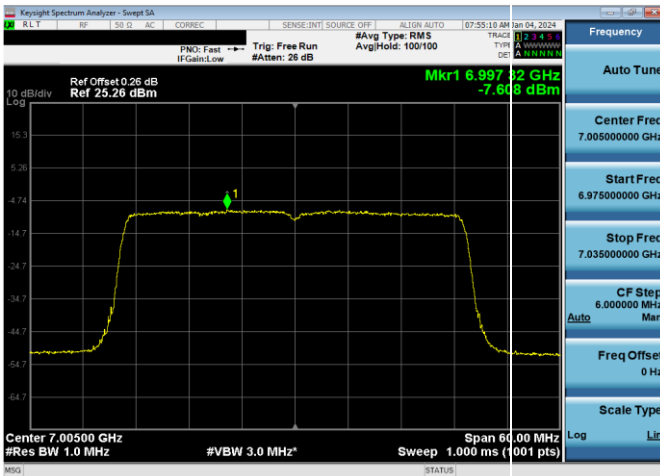
Plot 7-654. Power Spectral Density Plot SDM Diversity Antenna 1b Low Power Indoor (40MHz 802.11ax (UNII Band 8) – Ch. 211, MCS4)



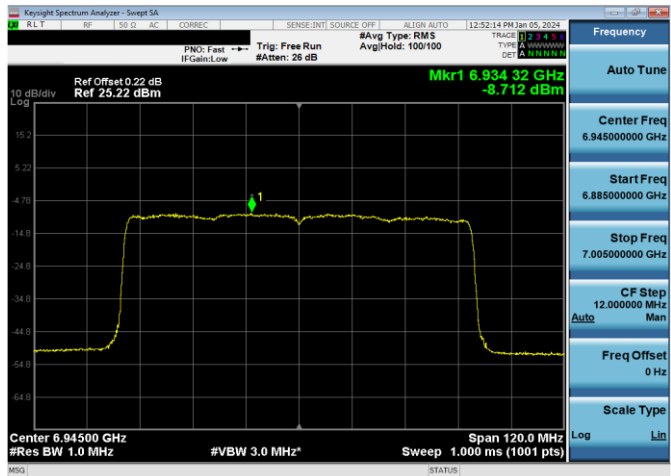
Plot 7-652. Power Spectral Density Plot SDM Diversity Antenna 1b Low Power Indoor (20MHz 802.11ax (UNII Band 8) – Ch. 209, MCS4)



Plot 7-655. Power Spectral Density Plot SDM Diversity Antenna 3c Low Power Indoor (80MHz 802.11ax (UNII Band 8) – Ch. 199, MCS4)

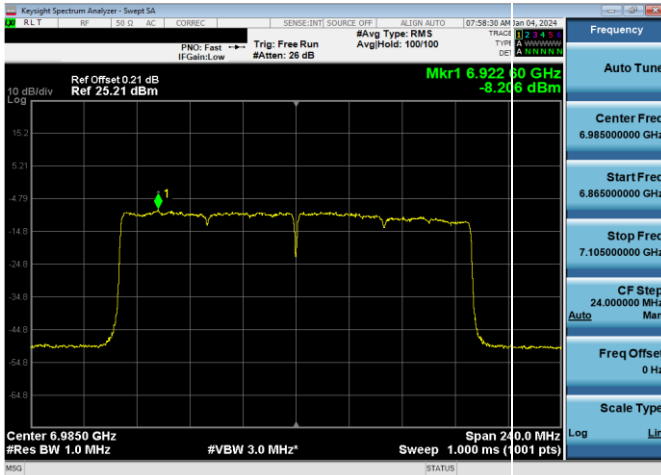


Plot 7-653. Power Spectral Density Plot SDM Diversity Antenna 3c Low Power Indoor (40MHz 802.11ax (UNII Band 8) – Ch. 211, MCS4)

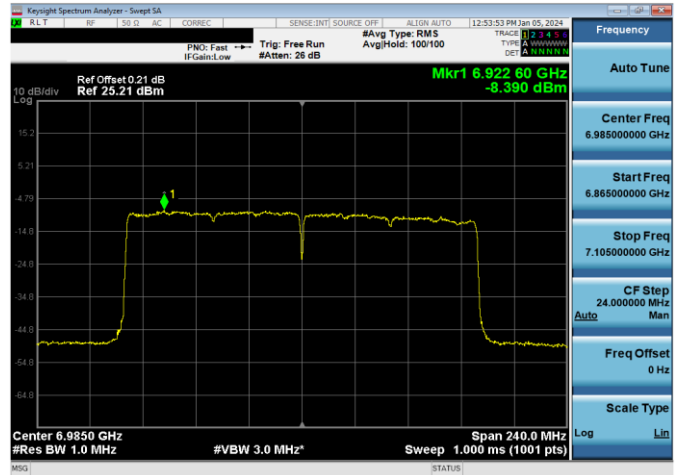


Plot 7-656. Power Spectral Density Plot SDM Diversity Antenna 1b Low Power Indoor (80MHz 802.11ax (UNII Band 8) – Ch. 199, MCS4)

FCC ID: BCGA2903 IC: 579C-A2903		MEASUREMENT REPORT (CERTIFICATION)	Approved by: Technical Manager
Test Report S/N: 1C2311270064-26-R1.BCG	Test Dates: 11/28/2023 - 04/04/2024	EUT Type: Tablet Device	Page 217 of 523



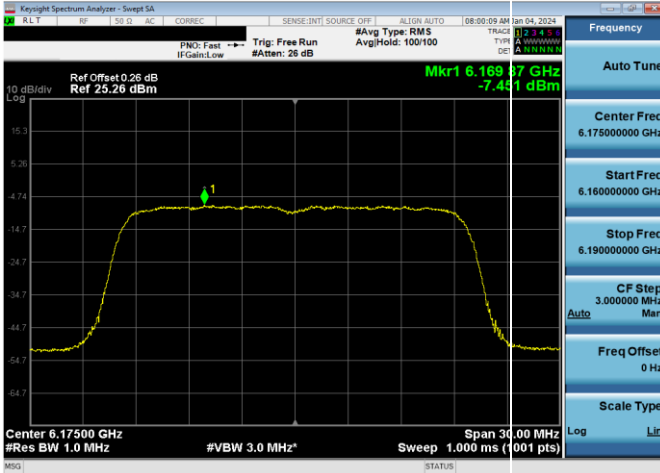
Plot 7-657. Power Spectral Density Plot SDM Diversity Antenna 3c Low Power Indoor (160MHz 802.11ax (UNII Band 8) – Ch. 207, MCS4)



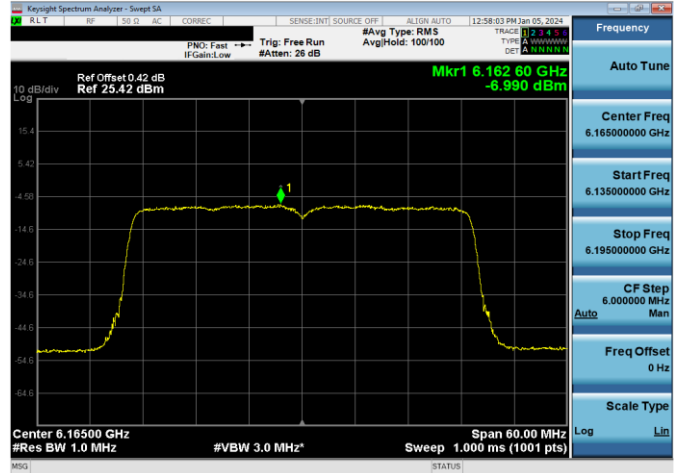
Plot 7-658. Power Spectral Density Plot SDM Diversity Antenna 1b Low Power Indoor (160MHz 802.11ax (UNII Band 8) – Ch. 207, MCS4)

FCC ID: BCGA2903 IC: 579C-A2903		MEASUREMENT REPORT (CERTIFICATION)	Approved by: Technical Manager
Test Report S/N: 1C2311270064-26-R1.BCG	Test Dates: 11/28/2023 - 04/04/2024	EUT Type: Tablet Device	Page 218 of 523

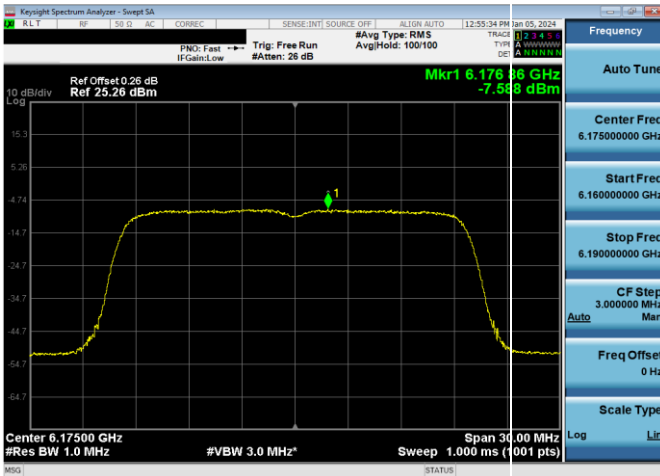
High Data Rate



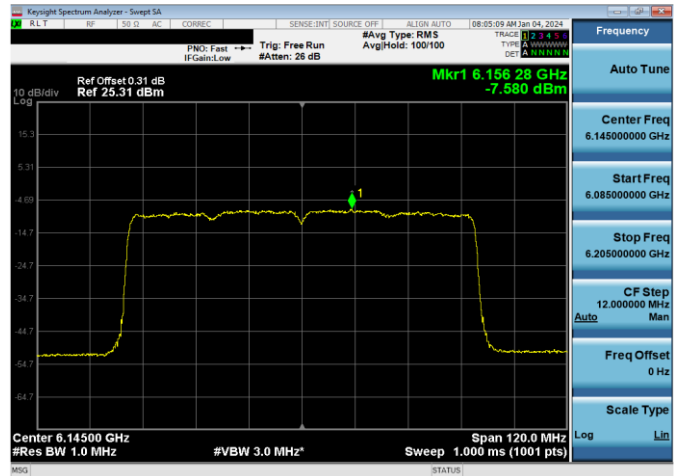
Plot 7-659. Power Spectral Density Plot SDM Diversity Antenna 3c Low Power Indoor (20MHz 802.11ax (UNII Band 5) – Ch. 45, MCS11)



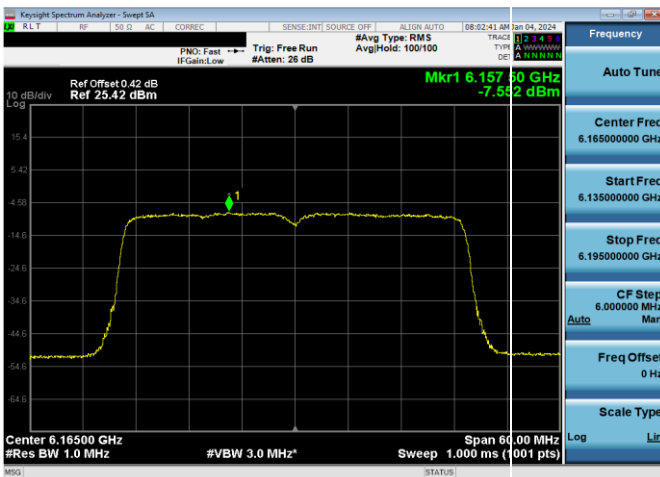
Plot 7-662. Power Spectral Density Plot SDM Diversity Antenna 1b Low Power Indoor (40MHz 802.11ax (UNII Band 5) – Ch. 43, MCS11)



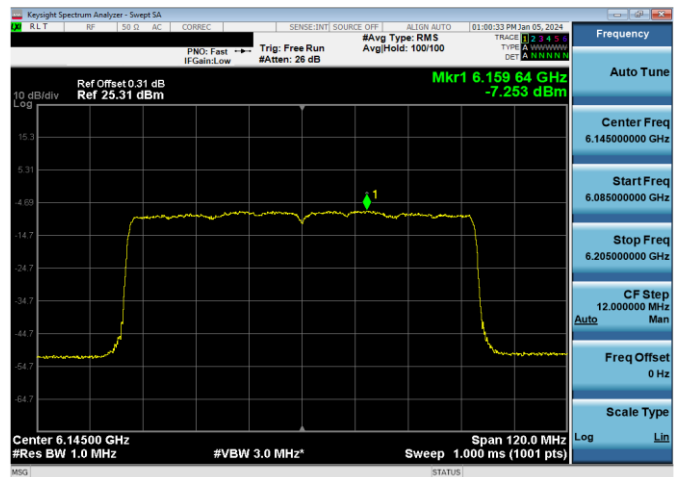
Plot 7-660. Power Spectral Density Plot SDM Diversity Antenna 1b Low Power Indoor (20MHz 802.11ax (UNII Band 5) – Ch. 45, MCS11)



Plot 7-663. Power Spectral Density Plot SDM Diversity Antenna 3c Low Power Indoor (80MHz 802.11ax (UNII Band 5) – Ch. 39, MCS11)

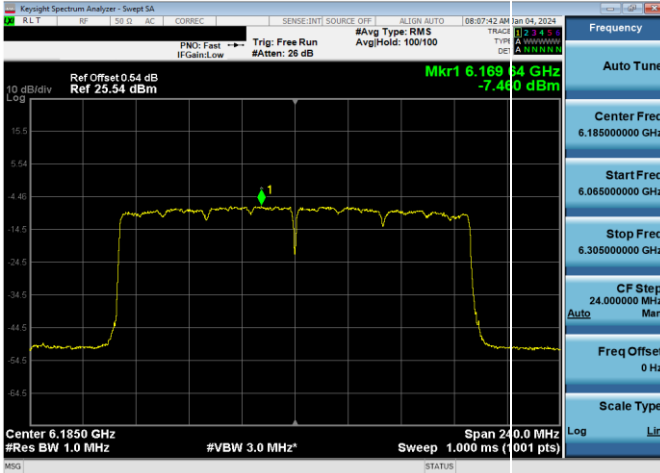


Plot 7-661. Power Spectral Density Plot SDM Diversity Antenna 3c Low Power Indoor (40MHz 802.11ax (UNII Band 5) – Ch. 43, MCS11)

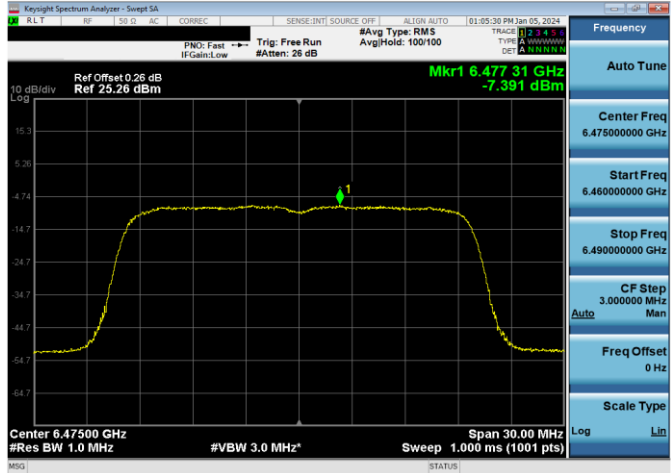


Plot 7-664. Power Spectral Density Plot SDM Diversity Antenna 1b Low Power Indoor (80MHz 802.11ax (UNII Band 5) – Ch. 39, MCS11)

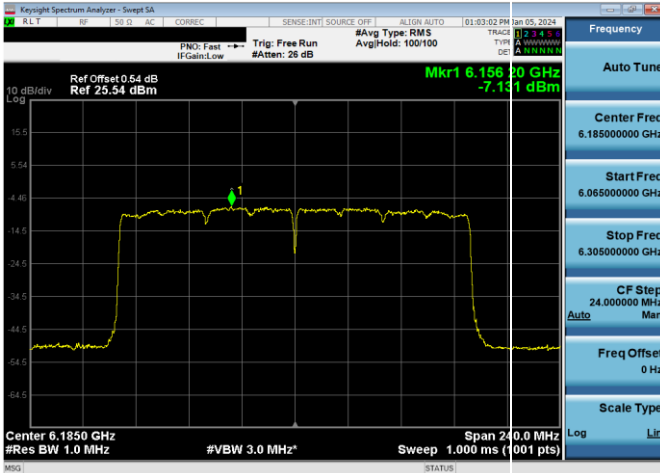
FCC ID: BCGA2903 IC: 579C-A2903		MEASUREMENT REPORT (CERTIFICATION)	Approved by: Technical Manager
Test Report S/N: 1C2311270064-26-R1.BCG	Test Dates: 11/28/2023 - 04/04/2024	EUT Type: Tablet Device	Page 219 of 523



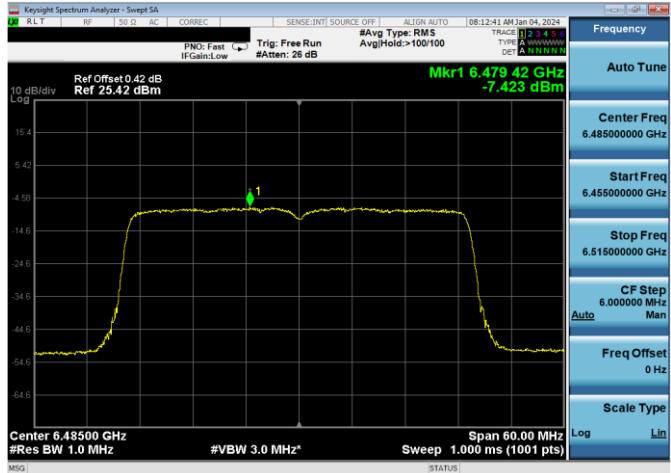
Plot 7-665. Power Spectral Density Plot SDM Diversity Antenna 3c Low Power Indoor (160MHz 802.11ax (UNII Band 5) – Ch. 47, MCS11)



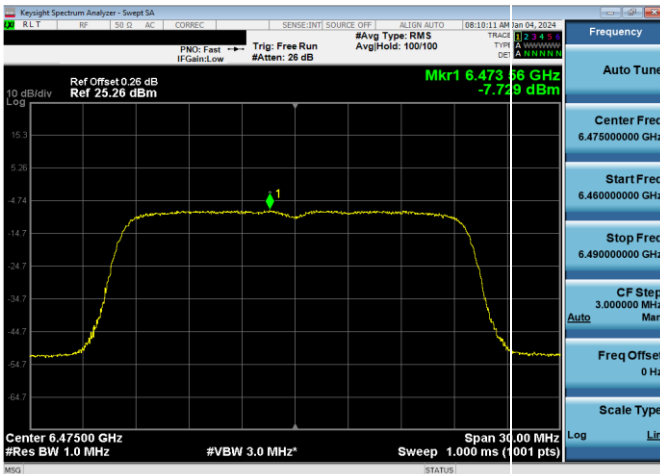
Plot 7-668. Power Spectral Density Plot SDM Diversity Antenna 1b Low Power Indoor (20MHz 802.11ax (UNII Band 6) – Ch. 105, MCS11)



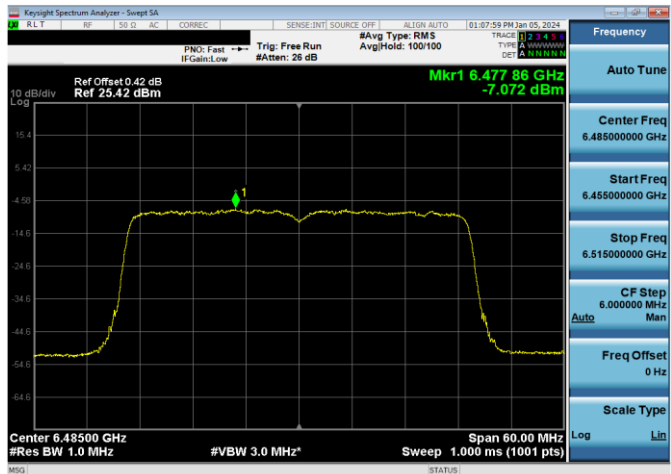
Plot 7-666. Power Spectral Density Plot SDM Diversity Antenna 1b Low Power Indoor (160MHz 802.11ax (UNII Band 5) – Ch. 47, MCS11)



Plot 7-669. Power Spectral Density Plot SDM Diversity Antenna 3c Low Power Indoor (40MHz 802.11ax (UNII Band 6) – Ch. 107, MCS11)

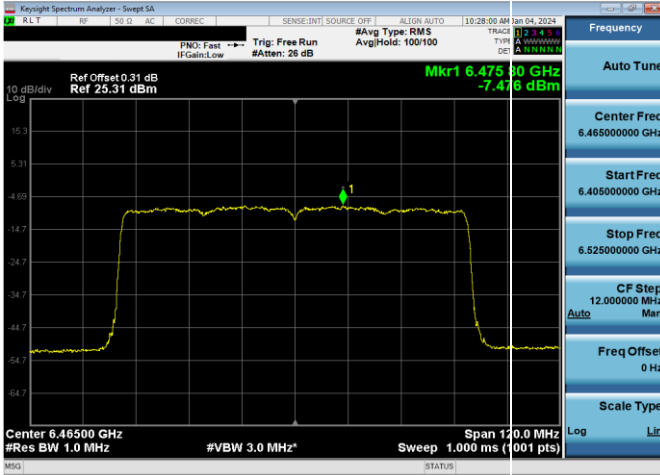


Plot 7-667. Power Spectral Density Plot SDM Diversity Antenna 3c Low Power Indoor (20MHz 802.11ax (UNII Band 6) – Ch. 105, MCS11)

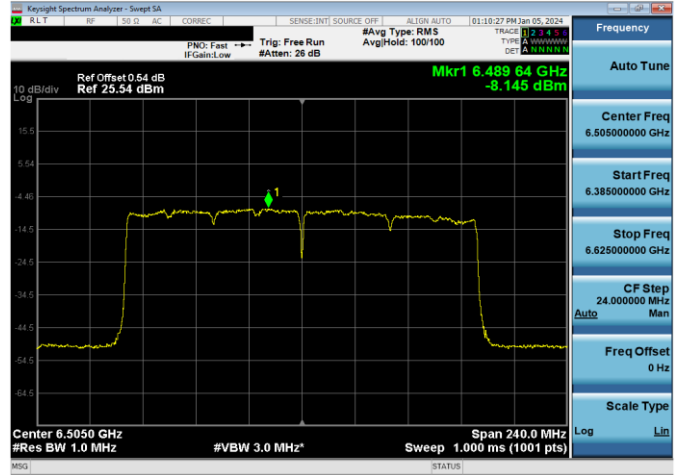


Plot 7-670. Power Spectral Density Plot SDM Diversity Antenna 1b Low Power Indoor (40MHz 802.11ax (UNII Band 6) – Ch. 107, MCS11)

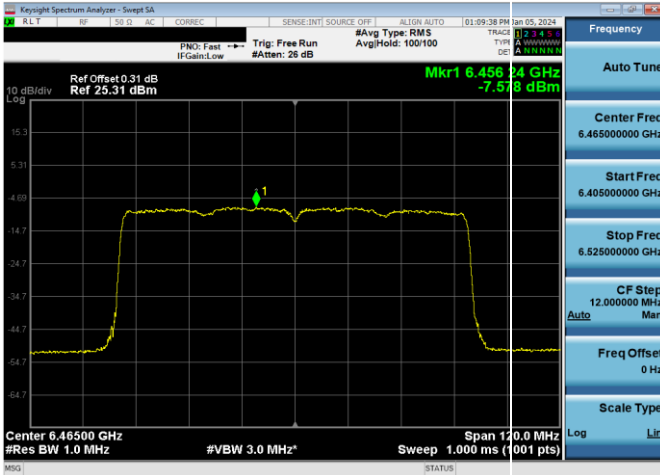
FCC ID: BCGA2903 IC: 579C-A2903		MEASUREMENT REPORT (CERTIFICATION)	Approved by: Technical Manager
Test Report S/N: 1C2311270064-26-R1.BCG	Test Dates: 11/28/2023 - 04/04/2024	EUT Type: Tablet Device	Page 220 of 523



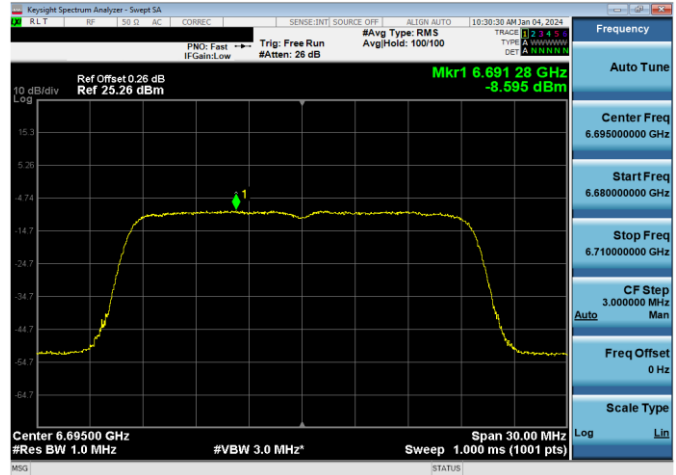
Plot 7-671. Power Spectral Density Plot SDM Diversity Antenna 3c Low Power Indoor (80MHz 802.11ax (UNII Band 6) – Ch. 103, MCS11)



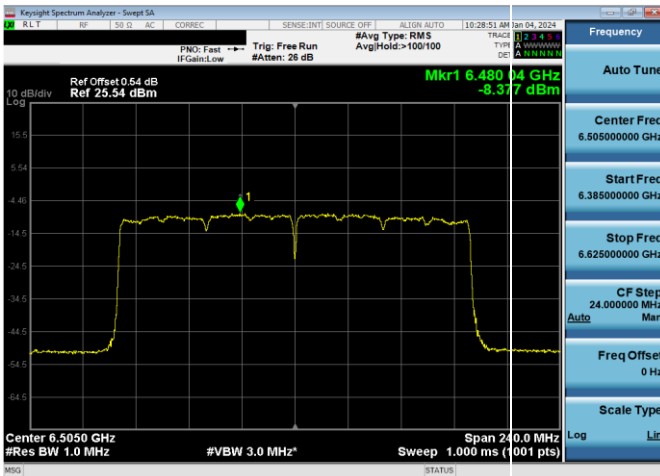
Plot 7-674. Power Spectral Density Plot SDM Diversity Antenna 1b Low Power Indoor (160MHz 802.11ax (UNII Band 6) – Ch. 111, MCS11)



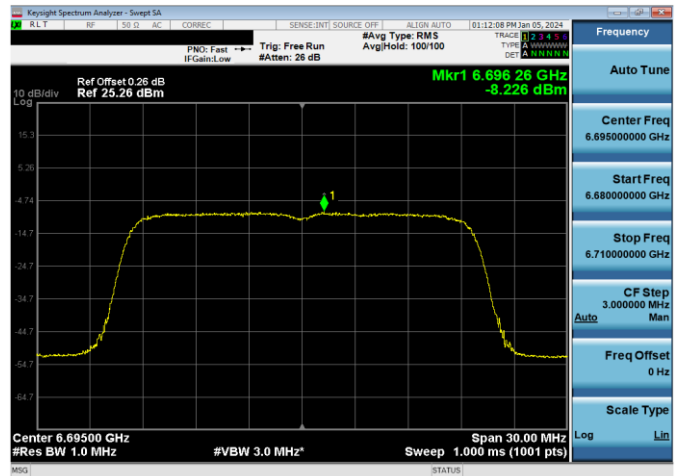
Plot 7-672. Power Spectral Density Plot SDM Diversity Antenna 1b Low Power Indoor (80MHz 802.11ax (UNII Band 6) – Ch. 103, MCS11)



Plot 7-675. Power Spectral Density Plot SDM Diversity Antenna 3c Low Power Indoor (20MHz 802.11ax (UNII Band 7) – Ch. 149, MCS11)

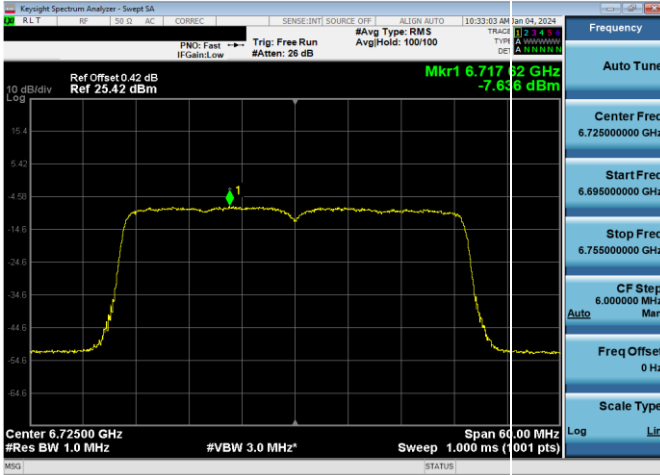


Plot 7-673. Power Spectral Density Plot SDM Diversity Antenna 3c Low Power Indoor (160MHz 802.11ax (UNII Band 6) – Ch. 111, MCS11)

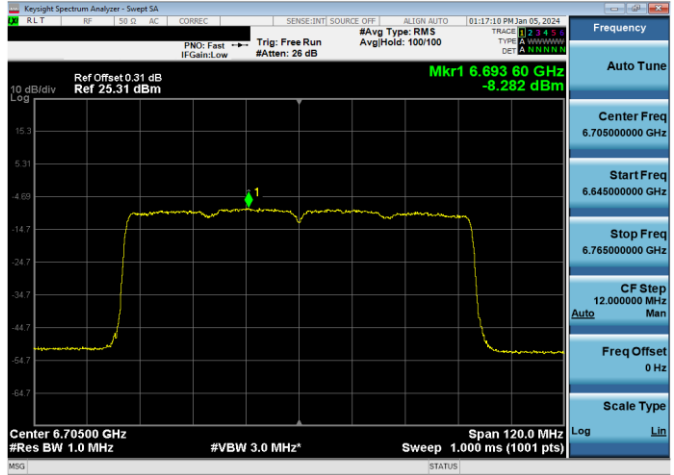


Plot 7-676. Power Spectral Density Plot SDM Diversity Antenna 1b Low Power Indoor (20MHz 802.11ax (UNII Band 7) – Ch. 149, MCS11)

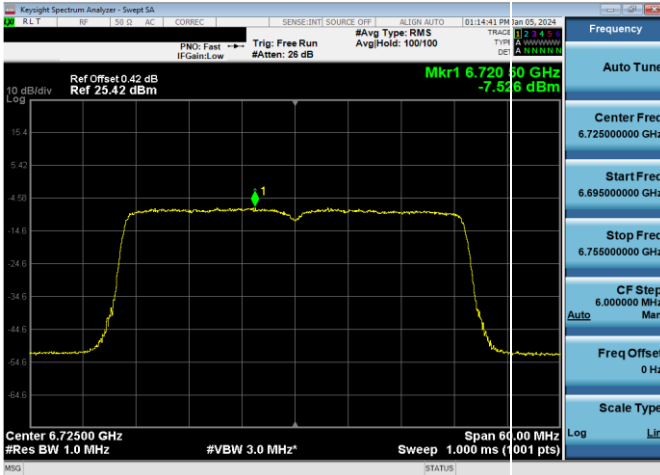
FCC ID: BCGA2903 IC: 579C-A2903		MEASUREMENT REPORT (CERTIFICATION)	Approved by: Technical Manager
Test Report S/N: 1C2311270064-26-R1.BCG	Test Dates: 11/28/2023 - 04/04/2024	EUT Type: Tablet Device	Page 221 of 523



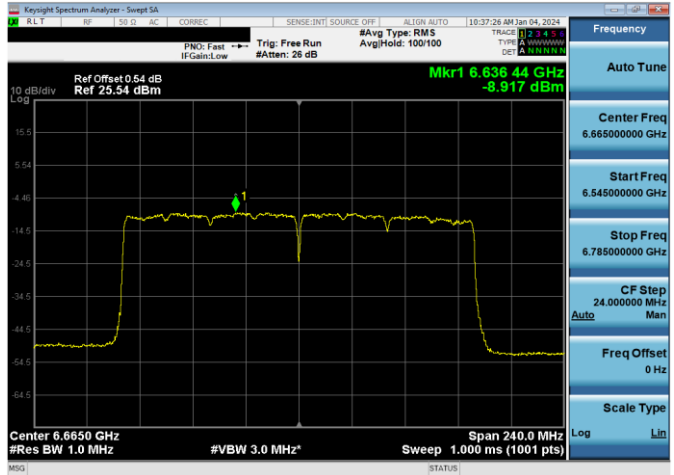
Plot 7-677. Power Spectral Density Plot SDM Diversity Antenna 3c Low Power Indoor (40MHz 802.11ax (UNII Band 7) – Ch. 155, MCS11)



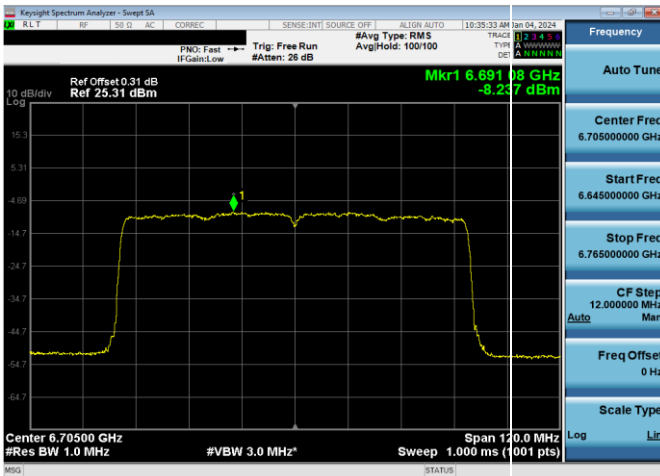
Plot 7-680. Power Spectral Density Plot SDM Diversity Antenna 1b Low Power Indoor (80MHz 802.11ax (UNII Band 7) – Ch. 151, MCS11)



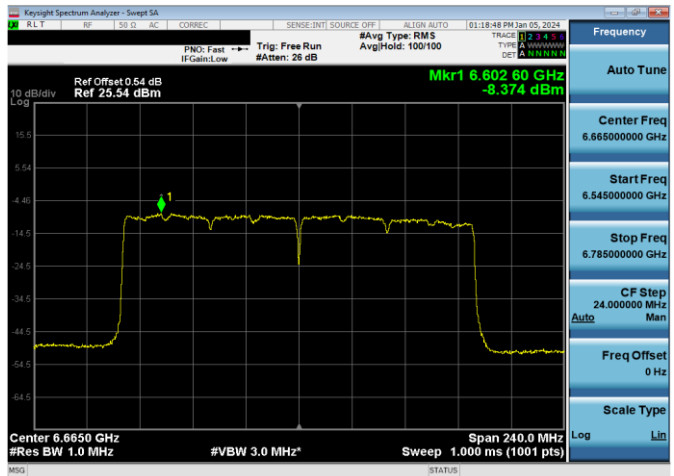
Plot 7-678. Power Spectral Density Plot SDM Diversity Antenna 1b Low Power Indoor (40MHz 802.11ax (UNII Band 7) – Ch. 155, MCS11)



Plot 7-681. Power Spectral Density Plot SDM Diversity Antenna 3c Low Power Indoor (160MHz 802.11ax (UNII Band 7) – Ch. 143, MCS11)

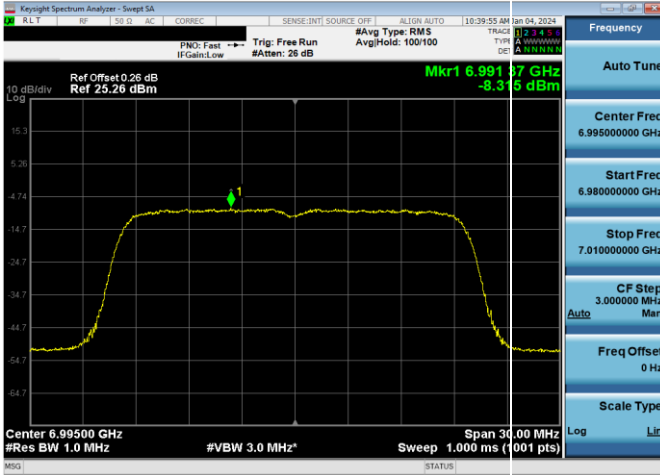


Plot 7-679. Power Spectral Density Plot SDM Diversity Antenna 3c Low Power Indoor (80MHz 802.11ax (UNII Band 7) – Ch. 151, MCS11)

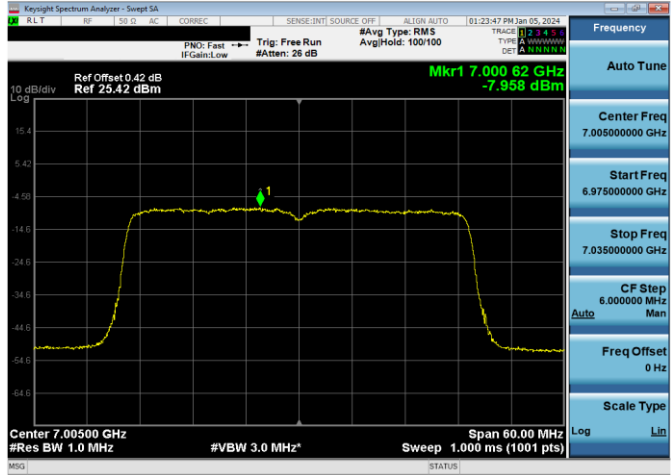


Plot 7-682. Power Spectral Density Plot SDM Diversity Antenna 1b Low Power Indoor (160MHz 802.11ax (UNII Band 7) – Ch. 143, MCS11)

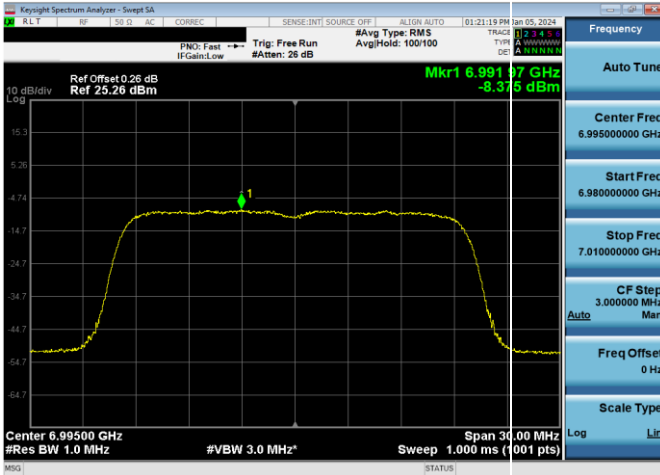
FCC ID: BCGA2903 IC: 579C-A2903		MEASUREMENT REPORT (CERTIFICATION)	Approved by: Technical Manager
Test Report S/N: 1C2311270064-26-R1.BCG	Test Dates: 11/28/2023 - 04/04/2024	EUT Type: Tablet Device	Page 222 of 523



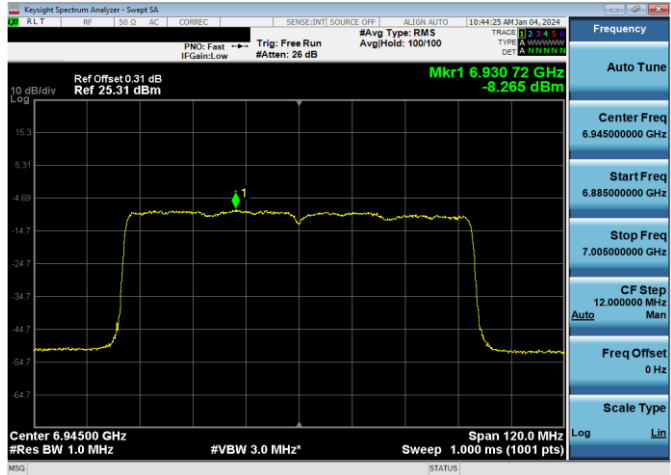
Plot 7-683. Power Spectral Density Plot SDM Diversity Antenna 3c Low Power Indoor (20MHz 802.11ax (UNII Band 8) – Ch. 209, MCS11)



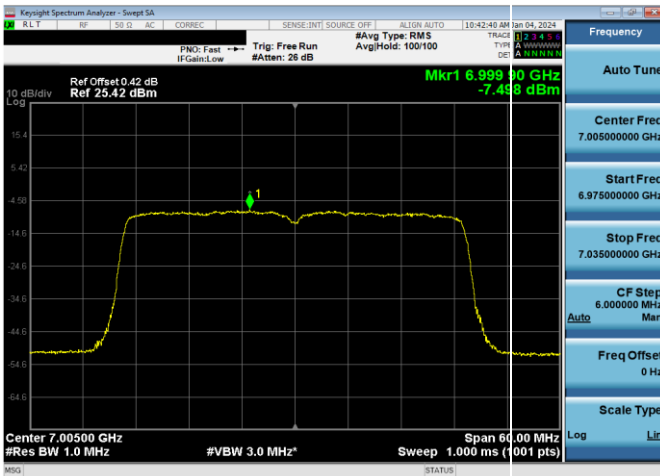
Plot 7-686. Power Spectral Density Plot SDM Diversity Antenna 1b Low Power Indoor (40MHz 802.11ax (UNII Band 8) – Ch. 211, MCS11)



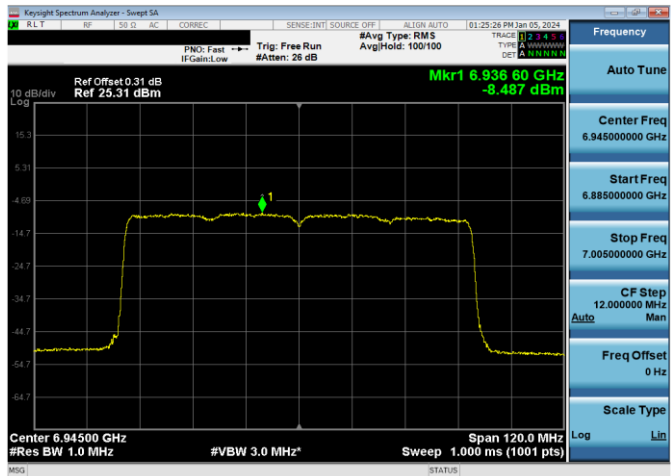
Plot 7-684. Power Spectral Density Plot SDM Diversity Antenna 1b Low Power Indoor (20MHz 802.11ax (UNII Band 8) – Ch. 209, MCS11)



Plot 7-687. Power Spectral Density Plot SDM Diversity Antenna 3c Low Power Indoor (80MHz 802.11ax (UNII Band 8) – Ch. 199, MCS11)

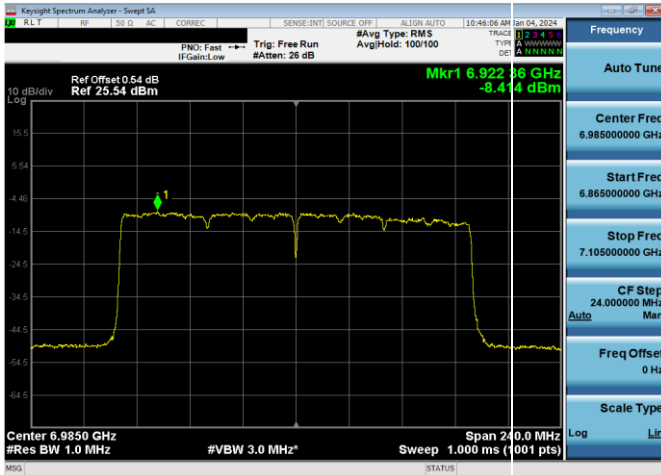


Plot 7-685. Power Spectral Density Plot SDM Diversity Antenna 3c Low Power Indoor (40MHz 802.11ax (UNII Band 8) – Ch. 211, MCS11)

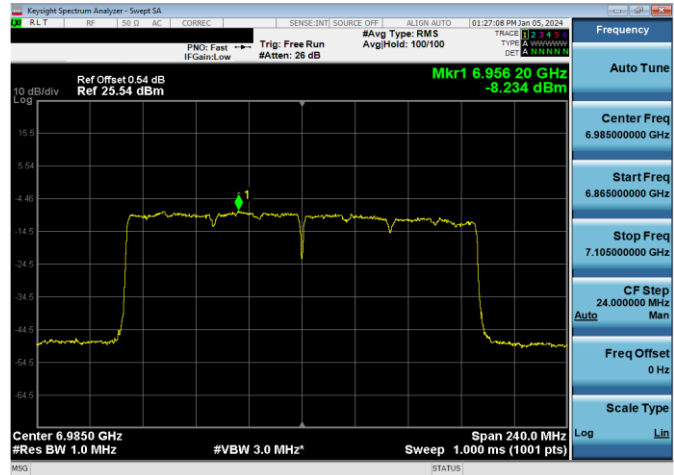


Plot 7-688. Power Spectral Density Plot SDM Diversity Antenna 1b Low Power Indoor (80MHz 802.11ax (UNII Band 8) – Ch. 199, MCS11)

FCC ID: BCGA2903 IC: 579C-A2903		MEASUREMENT REPORT (CERTIFICATION)	Approved by: Technical Manager
Test Report S/N: 1C2311270064-26-R1.BCG	Test Dates: 11/28/2023 - 04/04/2024	EUT Type: Tablet Device	Page 223 of 523



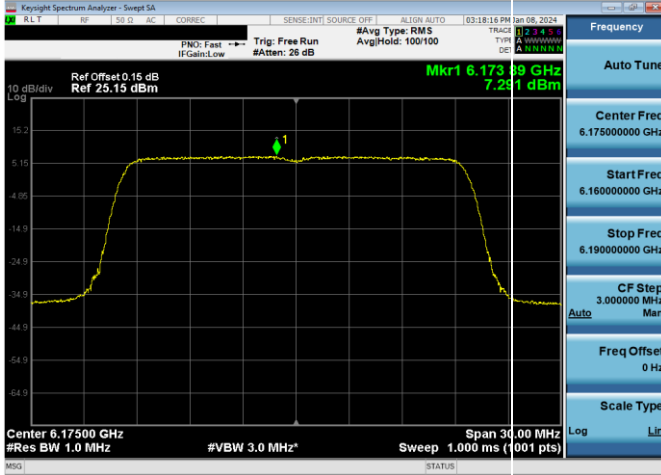
Plot 7-689. Power Spectral Density Plot SDM Diversity Antenna 3c Low Power Indoor (160MHz 802.11ax (UNII Band 8) – Ch. 207, MCS11)



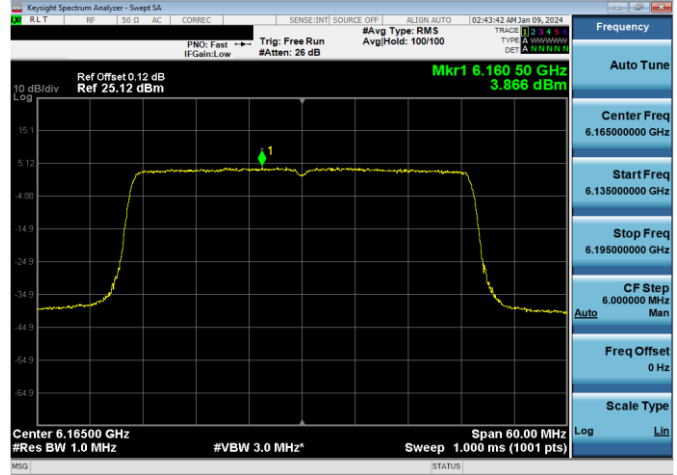
Plot 7-690. Power Spectral Density Plot SDM Diversity Antenna 1b Low Power Indoor (160MHz 802.11ax (UNII Band 8) – Ch. 207, MCS11)

FCC ID: BCGA2903 IC: 579C-A2903		MEASUREMENT REPORT (CERTIFICATION)	Approved by: Technical Manager
Test Report S/N: 1C2311270064-26-R1.BCG	Test Dates: 11/28/2023 - 04/04/2024	EUT Type: Tablet Device	Page 224 of 523

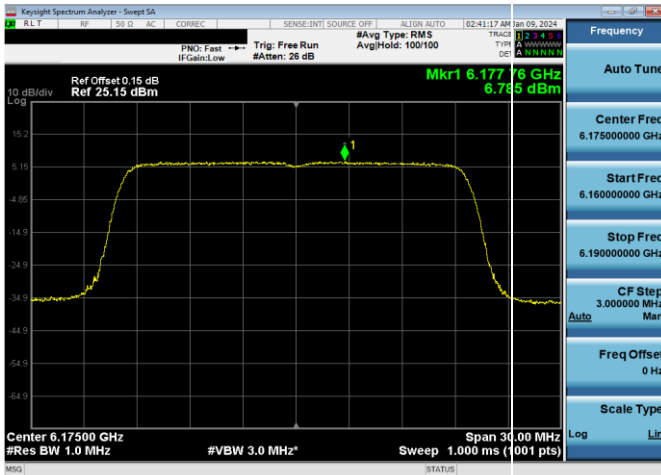
Low Data Rate



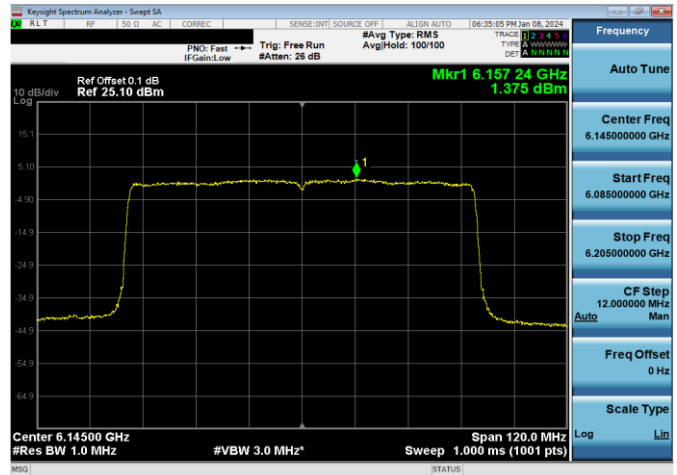
Plot 7-691. Power Spectral Density Plot CDD Diversity Antenna 3c Standard Power (20MHz 802.11ax (UNII Band 5) - Ch. 45, MCS2)



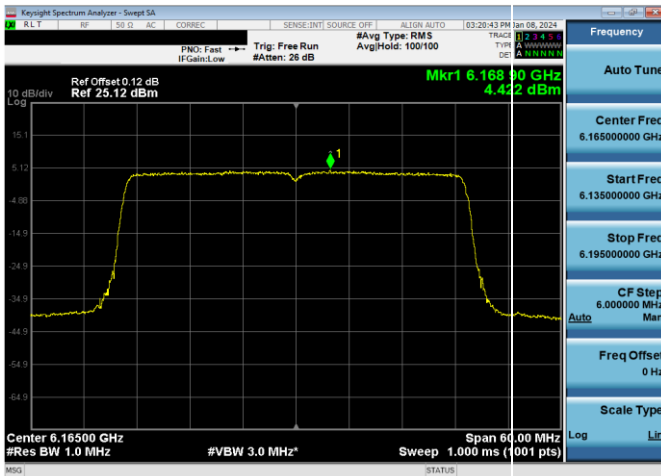
Plot 7-694. Power Spectral Density Plot CDD Diversity Antenna 1b Standard Power (40MHz 802.11ax (UNII Band 5) - Ch. 43, MCS2)



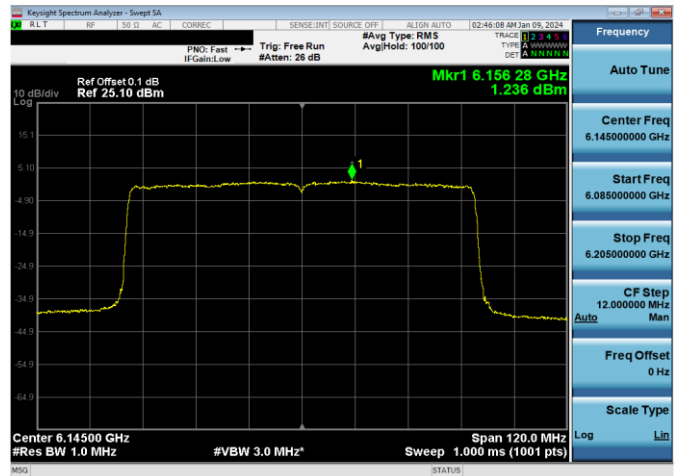
Plot 7-692. Power Spectral Density Plot CDD Diversity Antenna 1b Standard Power (20MHz 802.11ax (UNII Band 5) - Ch. 45, MCS2)



Plot 7-695. Power Spectral Density Plot CDD Diversity Antenna 3c Standard Power (80MHz 802.11ax (UNII Band 5) - Ch. 39, MCS2)

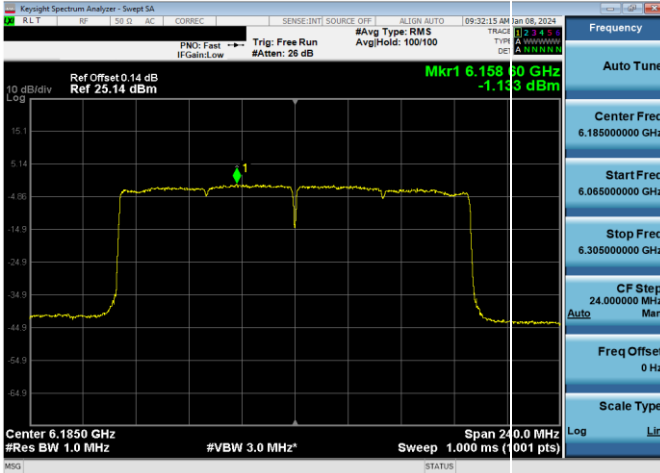


Plot 7-693. Power Spectral Density Plot CDD Diversity Antenna 3c Standard Power (40MHz 802.11ax (UNII Band 5) - Ch. 43, MCS2)

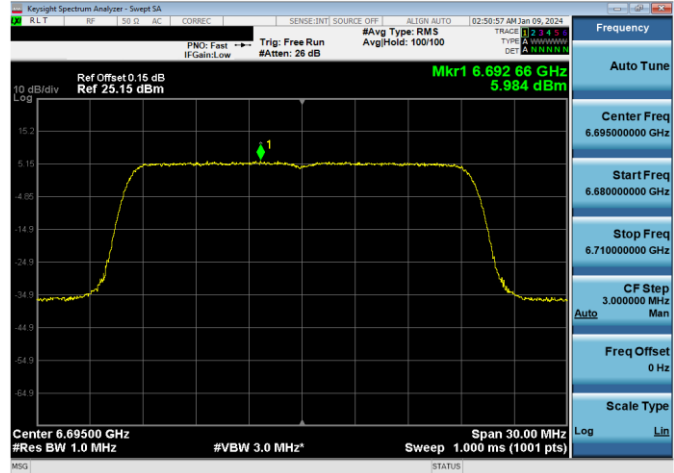


Plot 7-696. Power Spectral Density Plot CDD Diversity Antenna 1b Standard Power (80MHz 802.11ax (UNII Band 5) - Ch. 39, MCS2)

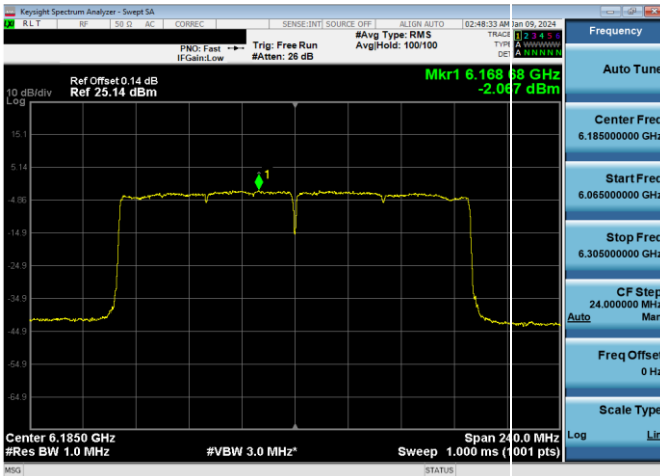
FCC ID: BCGA2903 IC: 579C-A2903		MEASUREMENT REPORT (CERTIFICATION)	Approved by: Technical Manager
Test Report S/N: 1C2311270064-26-R1.BCG	Test Dates: 11/28/2023 - 04/04/2024	EUT Type: Tablet Device	Page 225 of 523



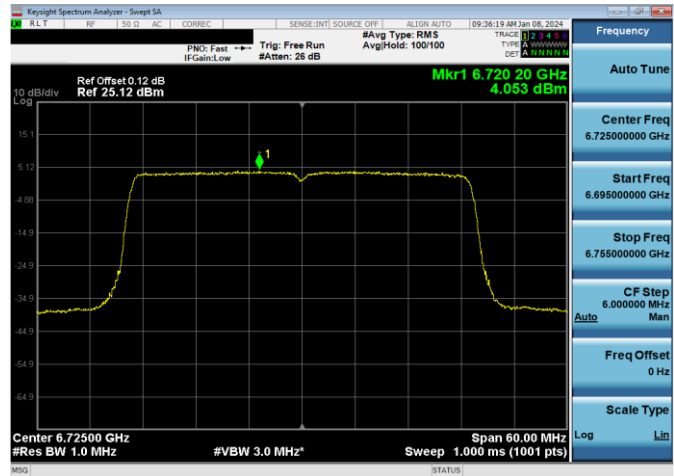
Plot 7-697. Power Spectral Density Plot CDD Diversity Antenna 3c Standard Power (160MHz 802.11ax (UNII Band 5) – Ch. 47, MCS2)



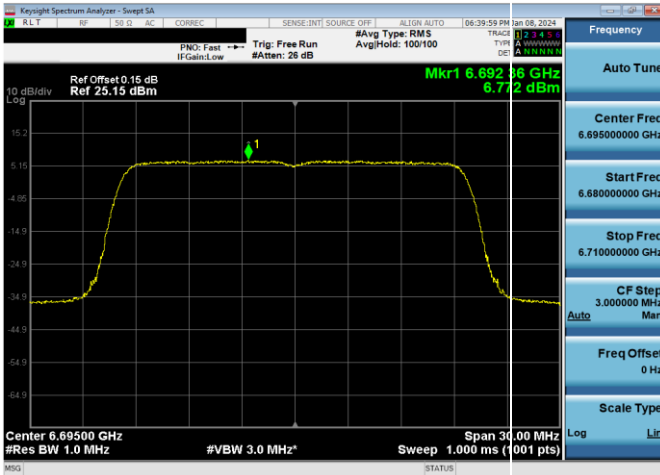
Plot 7-700. Power Spectral Density Plot SDM Diversity Antenna 1b Standard Power (20MHz 802.11ax (UNII Band 7) – Ch. 149, MCS2)



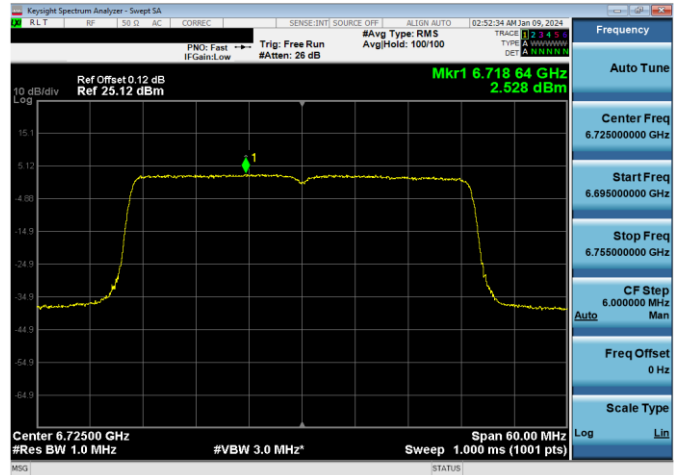
Plot 7-698. Power Spectral Density Plot CDD Diversity Antenna 1b Standard Power (160MHz 802.11ax (UNII Band 5) – Ch. 47, MCS2)



Plot 7-701. Power Spectral Density Plot SDM Diversity Antenna 3c Standard Power (40MHz 802.11ax (UNII Band 7) – Ch. 155, MCS2)

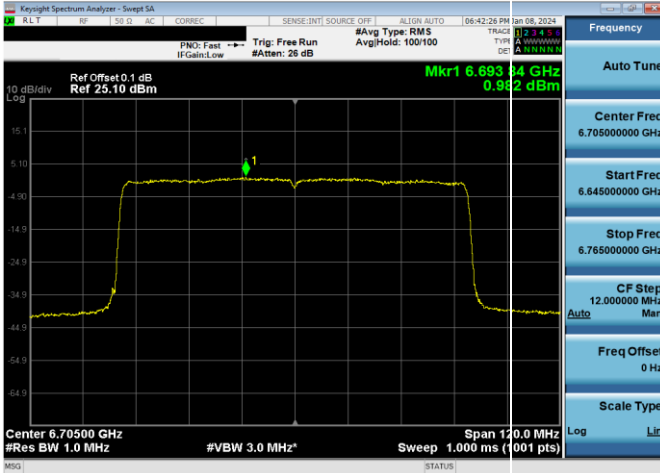


Plot 7-699. Power Spectral Density Plot SDM Diversity Antenna 3c Standard Power (20MHz 802.11ax (UNII Band 7) – Ch. 149, MCS2)

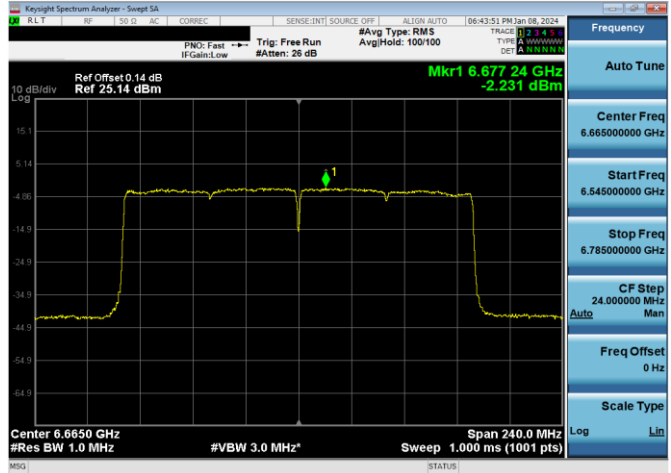


Plot 7-702. Power Spectral Density Plot SDM Diversity Antenna 1b Standard Power (40MHz 802.11ax (UNII Band 7) – Ch. 155, MCS2)

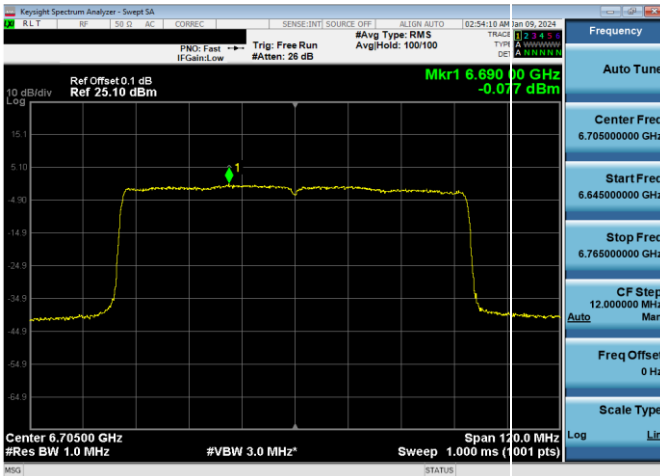
FCC ID: BCGA2903 IC: 579C-A2903		MEASUREMENT REPORT (CERTIFICATION)	Approved by: Technical Manager
Test Report S/N: 1C2311270064-26-R1.BCG	Test Dates: 11/28/2023 - 04/04/2024	EUT Type: Tablet Device	Page 226 of 523



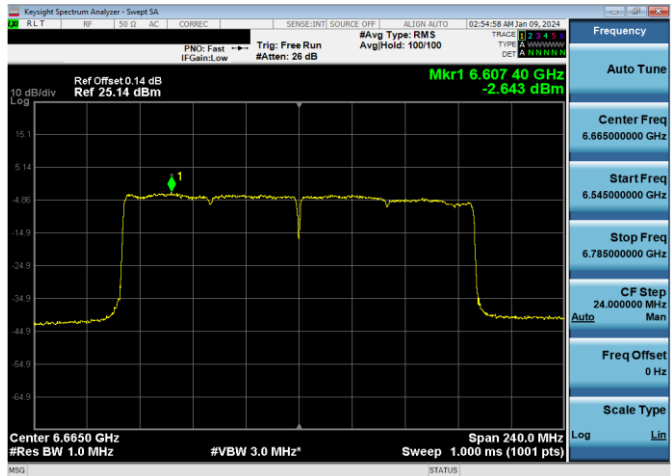
Plot 7-703. Power Spectral Density Plot SDM Diversity Antenna 3c Standard Power (80MHz 802.11ax (UNII Band 7) – Ch. 151, MCS2)



Plot 7-705. Power Spectral Density Plot SDM Diversity Antenna 3c Standard Power (160MHz 802.11ax (UNII Band 7) – Ch. 143, MCS2)



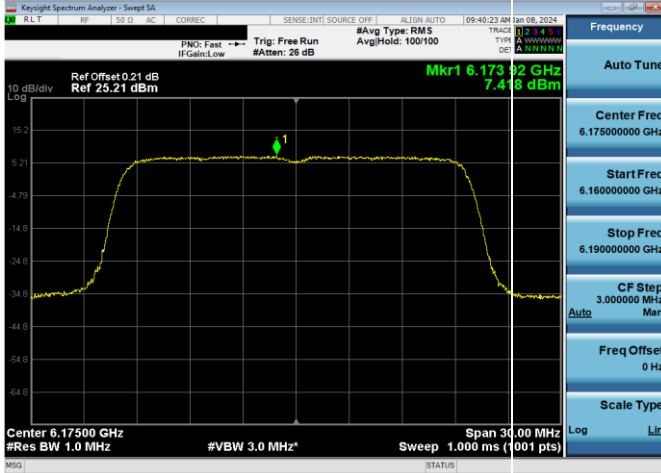
Plot 7-704. Power Spectral Density Plot SDM Diversity Antenna 1b Standard Power (80MHz 802.11ax (UNII Band 7) – Ch. 151, MCS2)



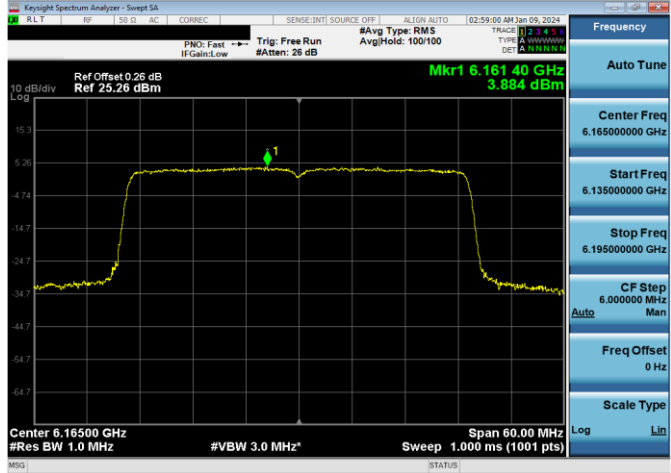
Plot 7-706. Power Spectral Density Plot SDM Diversity Antenna 1b Standard Power (160MHz 802.11ax (UNII Band 7) – Ch. 143, MCS2)

FCC ID: BCGA2903 IC: 579C-A2903		MEASUREMENT REPORT (CERTIFICATION)	Approved by: Technical Manager
Test Report S/N: 1C2311270064-26-R1.BCG	Test Dates: 11/28/2023 - 04/04/2024	EUT Type: Tablet Device	Page 227 of 523

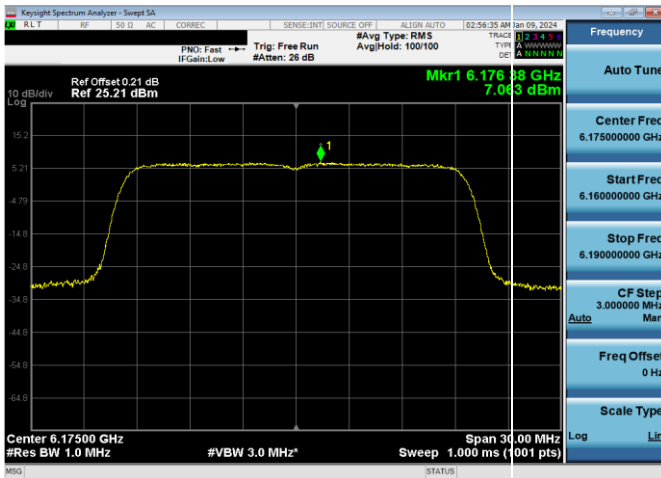
Mid Data Rate



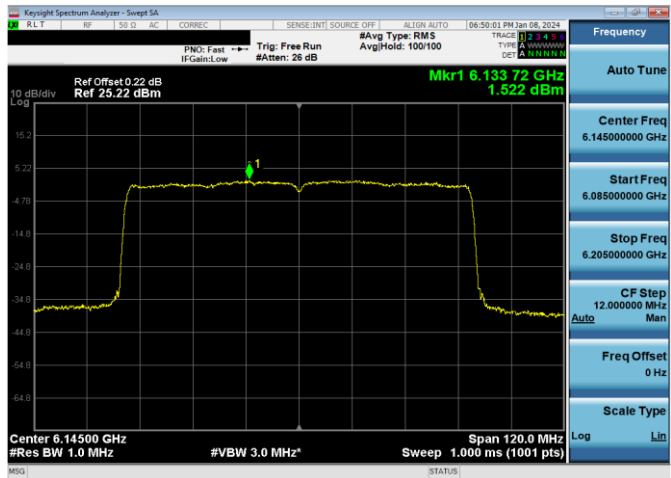
Plot 7-707. Power Spectral Density Plot CDD Diversity Antenna 3c Standard Power (20MHz 802.11ax (UNII Band 5) - Ch. 45, MCS4)



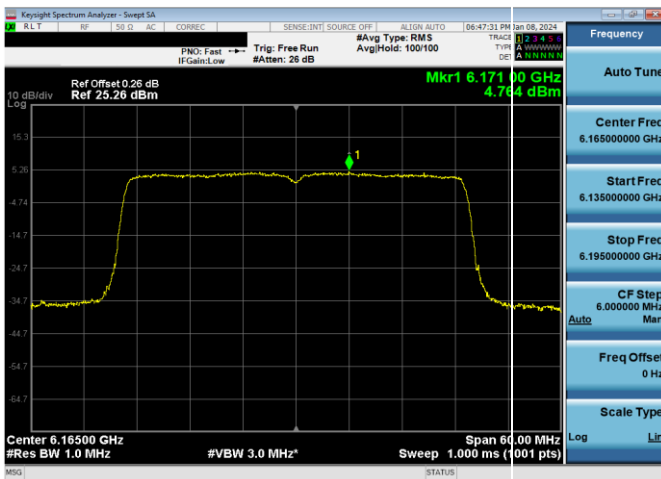
Plot 7-710. Power Spectral Density Plot CDD Diversity Antenna 1b Standard Power (40MHz 802.11ax (UNII Band 5) - Ch. 43, MCS4)



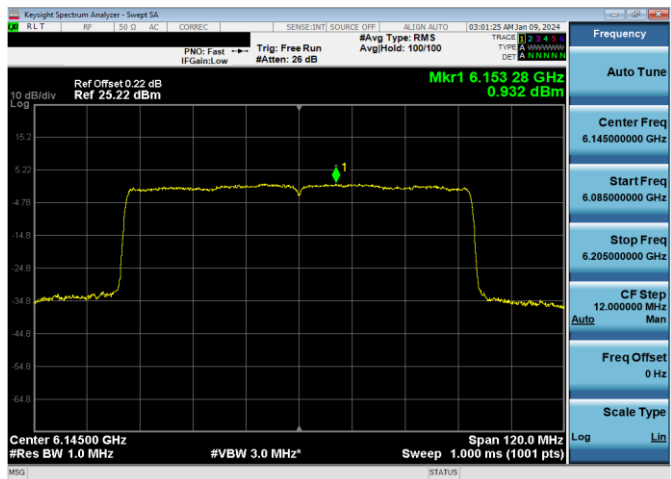
Plot 7-708. Power Spectral Density Plot CDD Diversity Antenna 1b Standard Power (20MHz 802.11ax (UNII Band 5) - Ch. 45, MCS4)



Plot 7-711. Power Spectral Density Plot CDD Diversity Antenna 3c Standard Power (80MHz 802.11ax (UNII Band 5) - Ch. 39, MCS4)

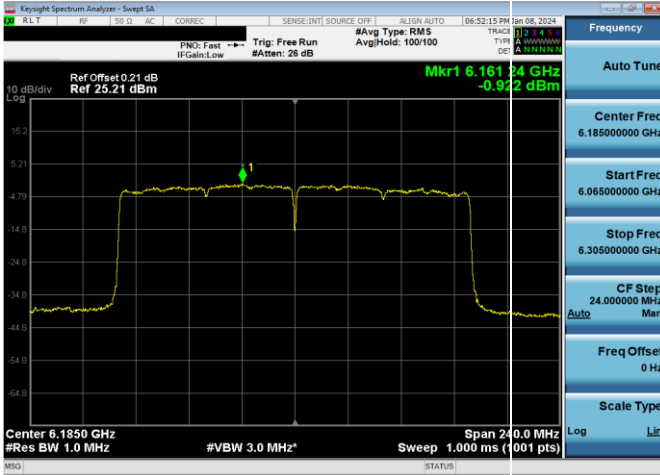


Plot 7-709. Power Spectral Density Plot CDD Diversity Antenna 3c Standard Power (40MHz 802.11ax (UNII Band 5) - Ch. 43, MCS4)

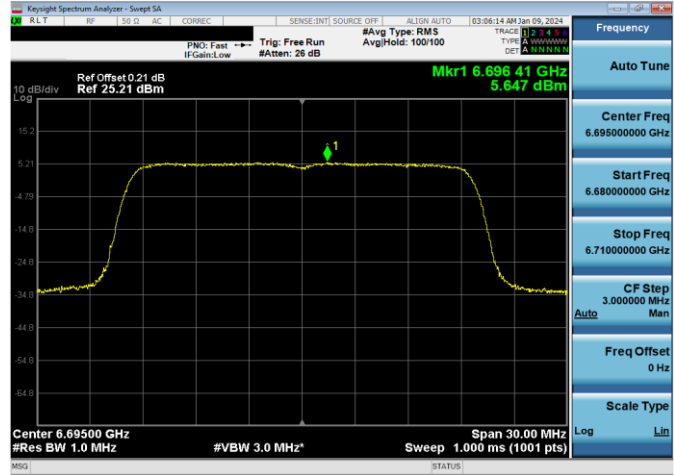


Plot 7-712. Power Spectral Density Plot CDD Diversity Antenna 1b Standard Power (80MHz 802.11ax (UNII Band 5) - Ch. 39, MCS4)

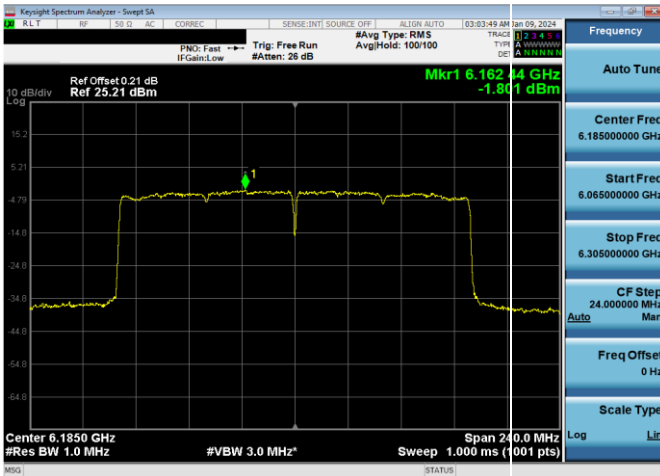
FCC ID: BCGA2903 IC: 579C-A2903		MEASUREMENT REPORT (CERTIFICATION)	Approved by: Technical Manager
Test Report S/N: 1C2311270064-26-R1.BCG	Test Dates: 11/28/2023 - 04/04/2024	EUT Type: Tablet Device	Page 228 of 523



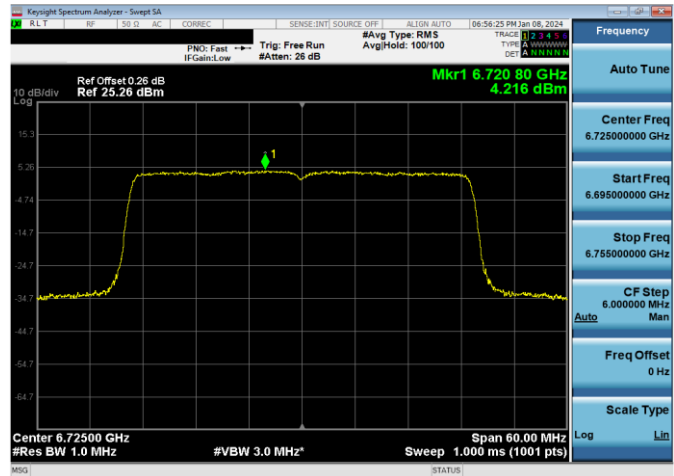
Plot 7-713. Power Spectral Density Plot CDD Diversity Antenna 3c Standard Power (160MHz 802.11ax (UNII Band 5) – Ch. 47, MCS4)



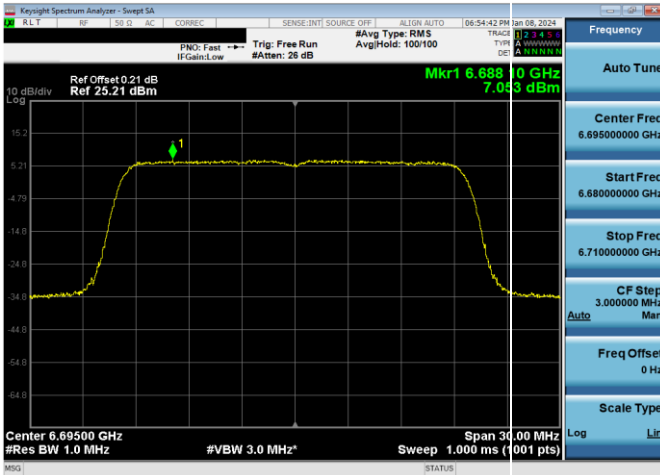
Plot 7-716. Power Spectral Density Plot SDM Diversity Antenna 1b Standard Power (20MHz 802.11ax (UNII Band 7) – Ch. 149, MCS4)



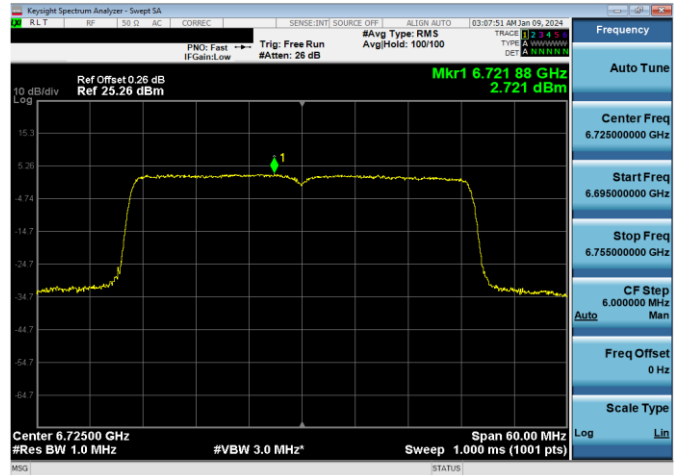
Plot 7-714. Power Spectral Density Plot CDD Diversity Antenna 1b Standard Power (160MHz 802.11ax (UNII Band 5) – Ch. 47, MCS4)



Plot 7-717. Power Spectral Density Plot SDM Diversity Antenna 3c Standard Power (40MHz 802.11ax (UNII Band 7) – Ch. 155, MCS4)

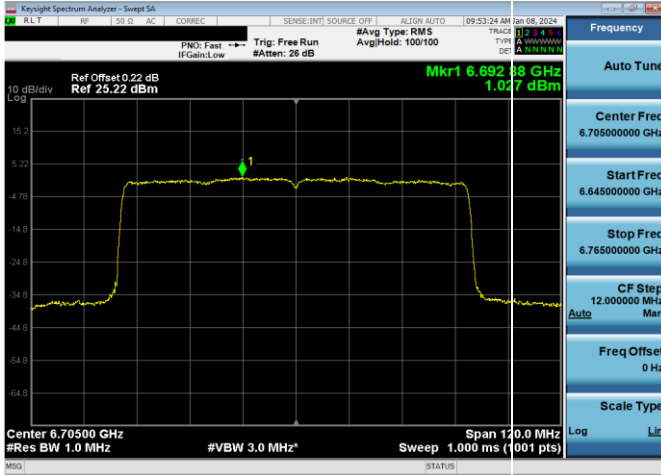


Plot 7-715. Power Spectral Density Plot SDM Diversity Antenna 3c Standard Power (20MHz 802.11ax (UNII Band 7) – Ch. 149, MCS4)

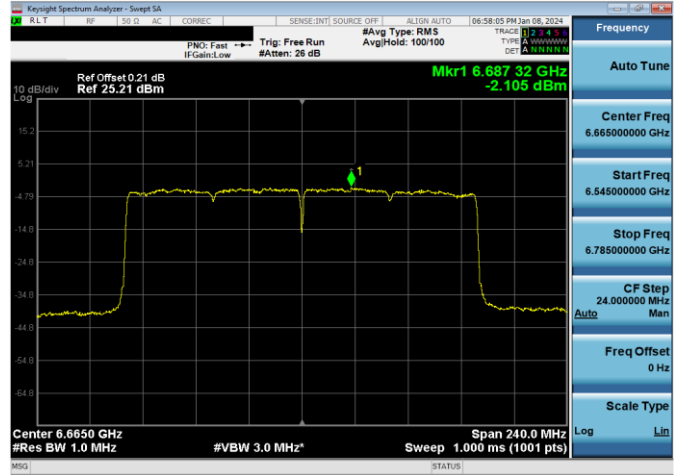


Plot 7-718. Power Spectral Density Plot SDM Diversity Antenna 1b Standard Power (40MHz 802.11ax (UNII Band 7) – Ch. 155, MCS4)

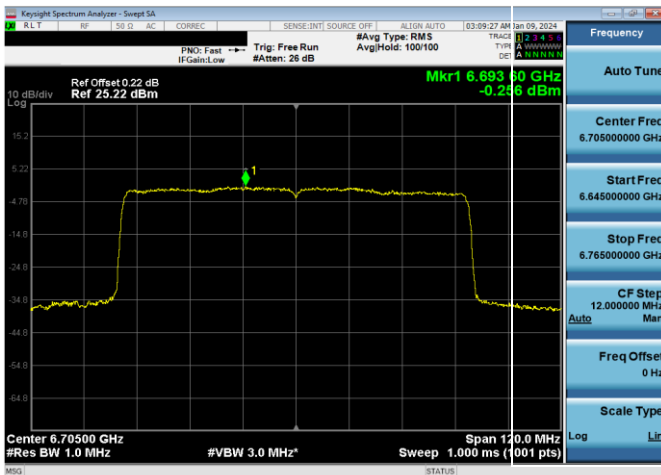
FCC ID: BCGA2903 IC: 579C-A2903		MEASUREMENT REPORT (CERTIFICATION)	Approved by: Technical Manager
Test Report S/N: 1C2311270064-26-R1.BCG	Test Dates: 11/28/2023 - 04/04/2024	EUT Type: Tablet Device	Page 229 of 523



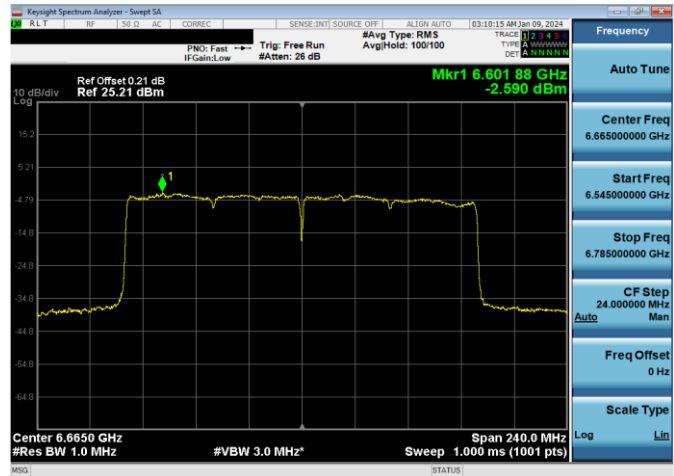
Plot 7-719. Power Spectral Density Plot SDM Diversity Antenna 3c Standard Power (80MHz 802.11ax (UNII Band 7) – Ch. 151, MCS4)



Plot 7-721. Power Spectral Density Plot SDM Diversity Antenna 3c Standard Power (160MHz 802.11ax (UNII Band 7) – Ch. 143, MCS4)



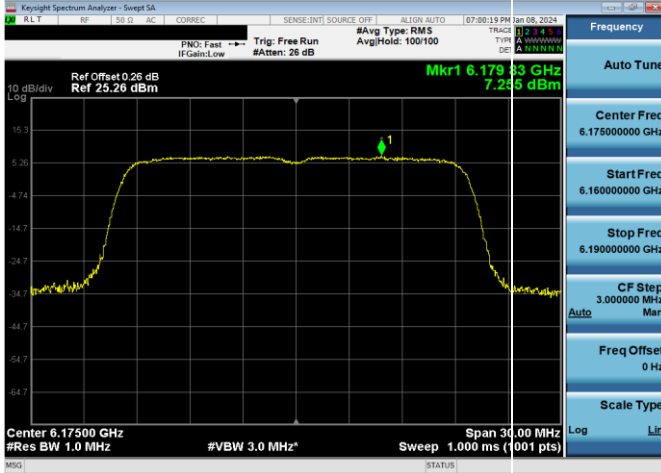
Plot 7-720. Power Spectral Density Plot SDM Diversity Antenna 1b Standard Power (80MHz 802.11ax (UNII Band 7) – Ch. 151, MCS4)



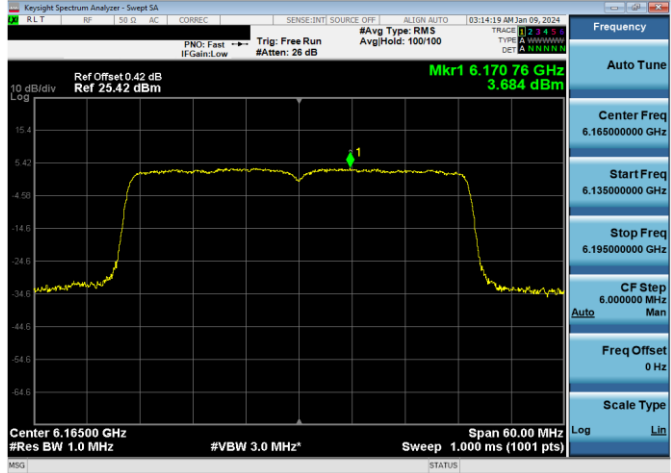
Plot 7-722. Power Spectral Density Plot SDM Diversity Antenna 1b Standard Power (160MHz 802.11ax (UNII Band 7) – Ch. 143, MCS4)

FCC ID: BCGA2903 IC: 579C-A2903		MEASUREMENT REPORT (CERTIFICATION)	Approved by: Technical Manager
Test Report S/N: 1C2311270064-26-R1.BCG	Test Dates: 11/28/2023 - 04/04/2024	EUT Type: Tablet Device	Page 230 of 523

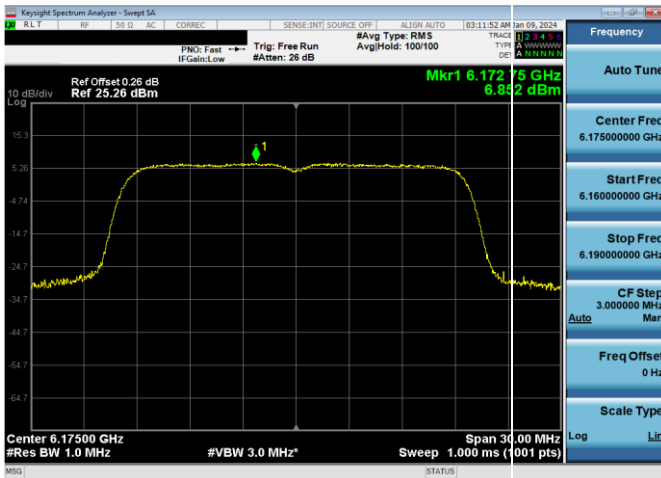
High Data Rate



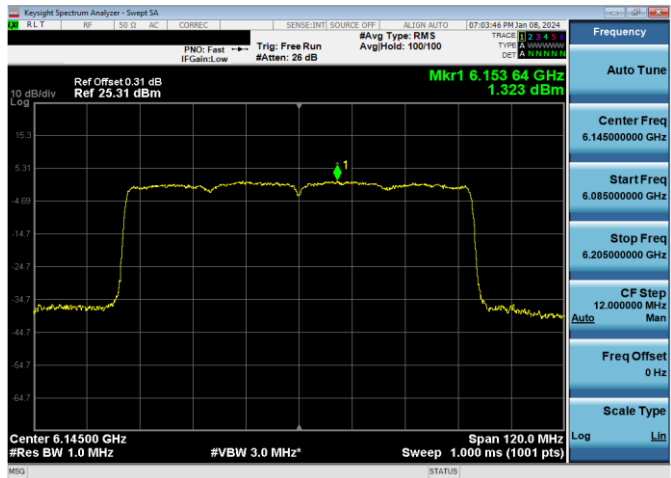
Plot 7-723. Power Spectral Density Plot CDD Diversity Antenna 3c Standard Power (20MHz 802.11ax (UNII Band 5) – Ch. 45, MCS11)



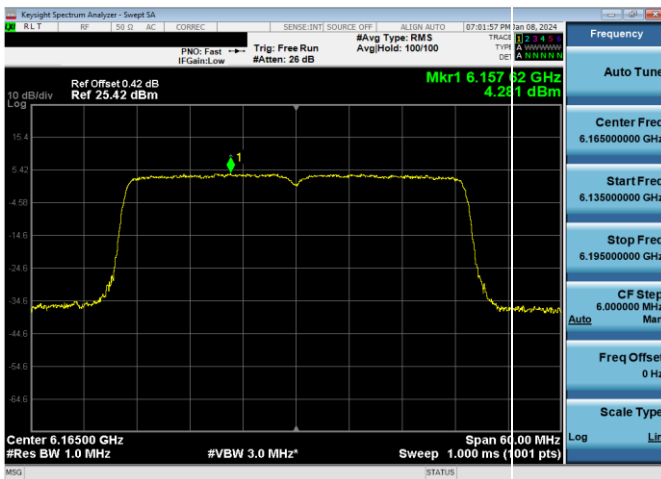
Plot 7-726. Power Spectral Density Plot CDD Diversity Antenna 1b Standard Power (40MHz 802.11ax (UNII Band 5) – Ch. 43, MCS11)



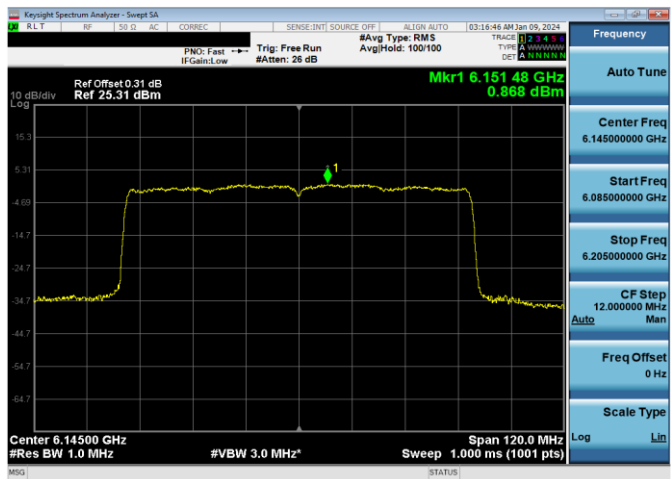
Plot 7-724. Power Spectral Density Plot CDD Diversity Antenna 1b Standard Power (20MHz 802.11ax (UNII Band 5) – Ch. 45, MCS11)



Plot 7-727. Power Spectral Density Plot CDD Diversity Antenna 3c Standard Power (80MHz 802.11ax (UNII Band 5) – Ch. 39, MCS11)

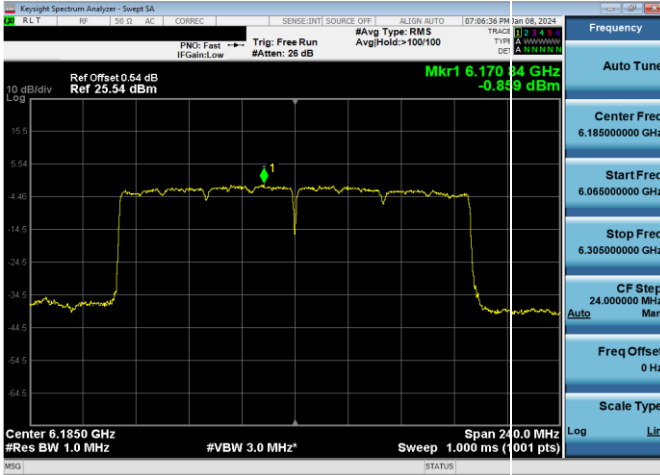


Plot 7-725. Power Spectral Density Plot CDD Diversity Antenna 3c Standard Power (40MHz 802.11ax (UNII Band 5) – Ch. 43, MCS11)

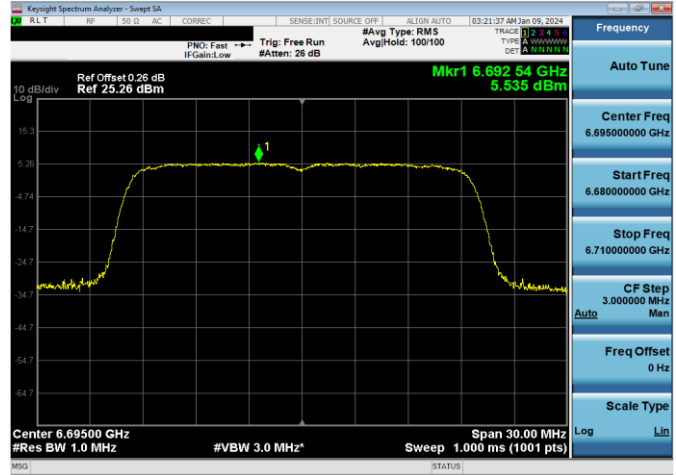


Plot 7-728. Power Spectral Density Plot CDD Diversity Antenna 1b Standard Power (80MHz 802.11ax (UNII Band 5) – Ch. 39, MCS11)

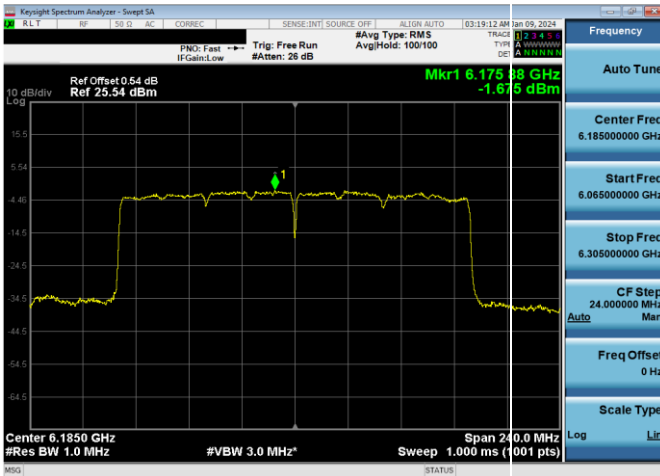
FCC ID: BCGA2903 IC: 579C-A2903		MEASUREMENT REPORT (CERTIFICATION)	Approved by: Technical Manager
Test Report S/N: 1C2311270064-26-R1.BCG	Test Dates: 11/28/2023 - 04/04/2024	EUT Type: Tablet Device	Page 231 of 523



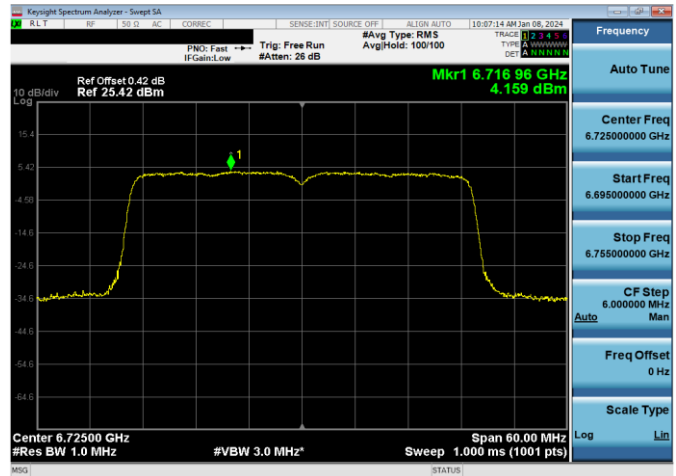
Plot 7-729. Power Spectral Density Plot CDD Diversity Antenna 3c Standard Power (160MHz 802.11ax (UNII Band 5) – Ch. 47, MCS11)



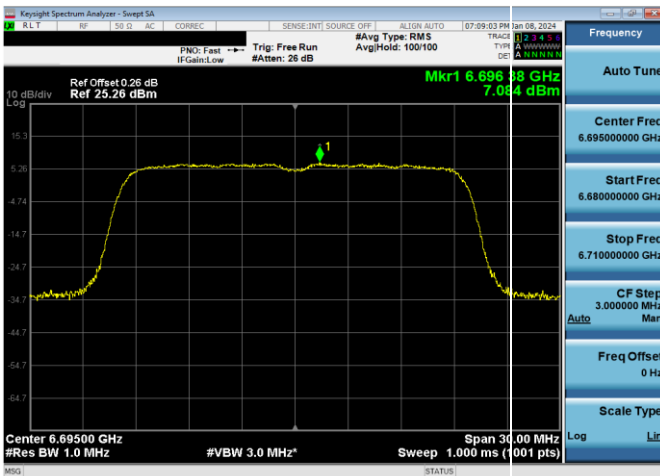
Plot 7-732. Power Spectral Density Plot SDM Diversity Antenna 1b Standard Power (20MHz 802.11ax (UNII Band 7) – Ch. 149, MCS11)



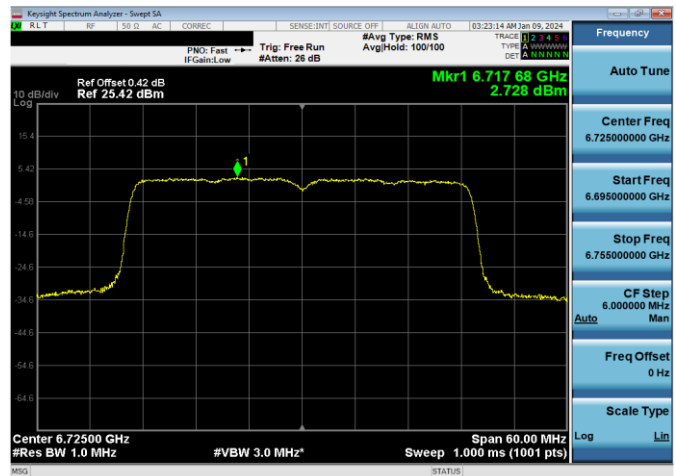
Plot 7-730. Power Spectral Density Plot CDD Diversity Antenna 1b Standard Power (160MHz 802.11ax (UNII Band 5) – Ch. 47, MCS11)



Plot 7-733. Power Spectral Density Plot SDM Diversity Antenna 3c Standard Power (40MHz 802.11ax (UNII Band 7) – Ch. 155, MCS11)



Plot 7-731. Power Spectral Density Plot SDM Diversity Antenna 3c Standard Power (20MHz 802.11ax (UNII Band 7) – Ch. 149, MCS11)



Plot 7-734. Power Spectral Density Plot SDM Diversity Antenna 1b Standard Power (40MHz 802.11ax (UNII Band 7) – Ch. 155, MCS11)

FCC ID: BCGA2903 IC: 579C-A2903		MEASUREMENT REPORT (CERTIFICATION)	Approved by: Technical Manager
Test Report S/N: 1C2311270064-26-R1.BCG	Test Dates: 11/28/2023 - 04/04/2024	EUT Type: Tablet Device	Page 232 of 523