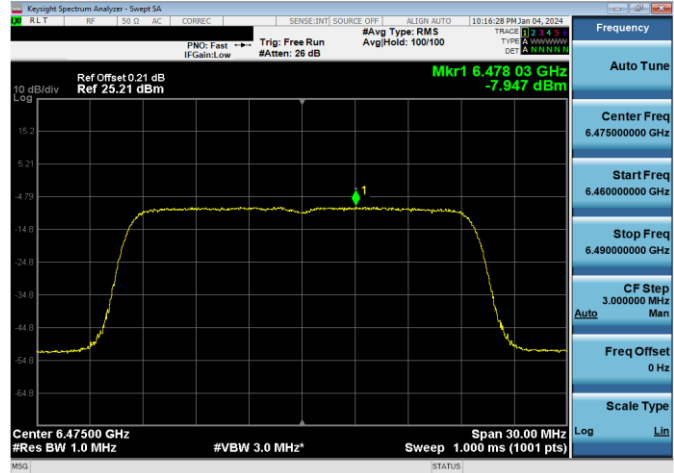
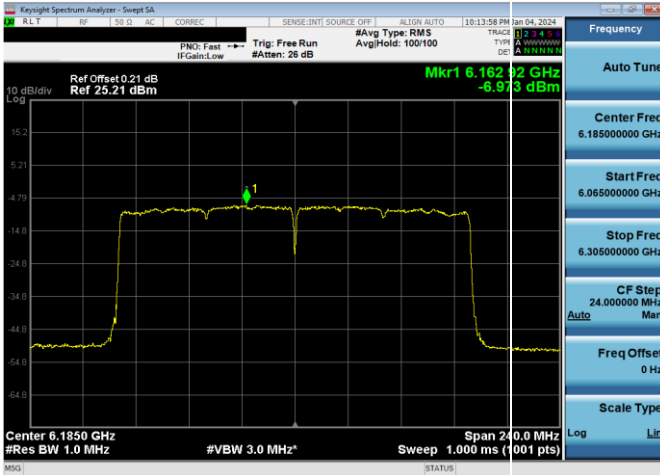


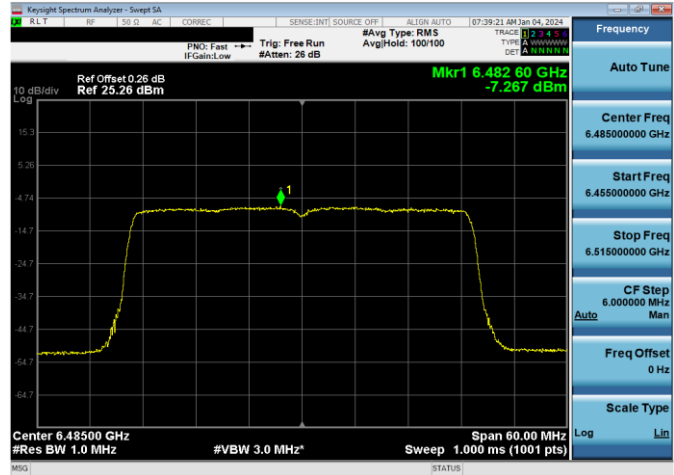
Plot 7-489. Power Spectral Density Plot SDM Primary Antenna 3c Low Power Indoor (160MHz 802.11ax (UNII Band 5) – Ch. 47, MCS4)



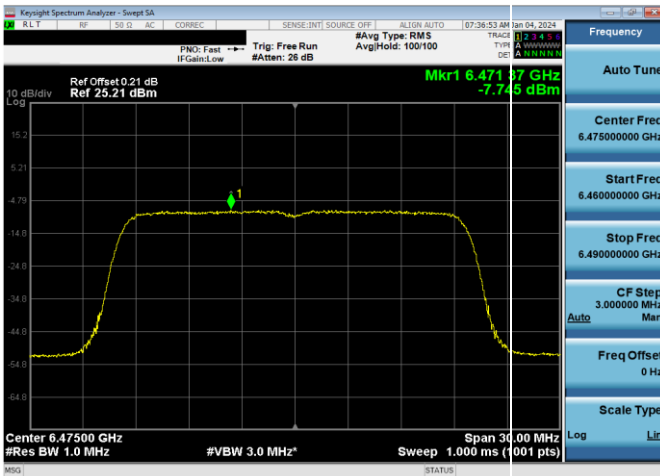
Plot 7-492. Power Spectral Density Plot SDM Primary Antenna 3a Low Power Indoor (20MHz 802.11ax (UNII Band 6) – Ch. 105, MCS4)



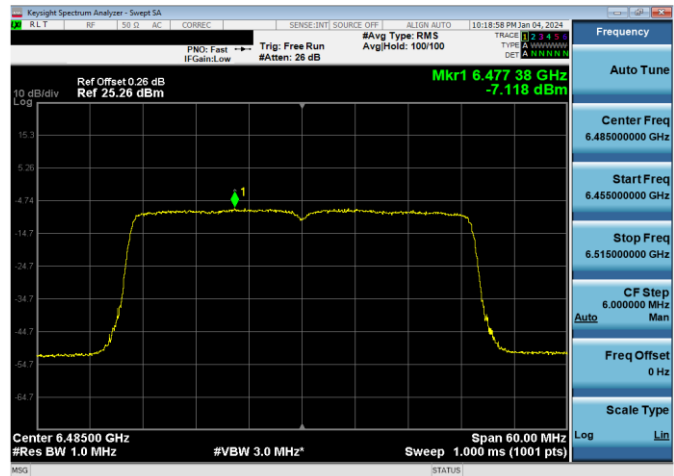
Plot 7-490. Power Spectral Density Plot SDM Primary Antenna 3a Low Power Indoor (160MHz 802.11ax (UNII Band 5) – Ch. 47, MCS4)



Plot 7-493. Power Spectral Density Plot SDM Primary Antenna 3c Low Power Indoor (40MHz 802.11ax (UNII Band 6) – Ch. 107, MCS4)

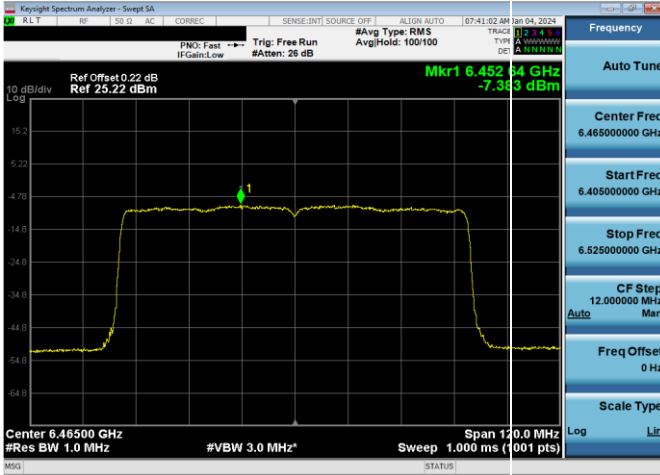


Plot 7-491. Power Spectral Density Plot SDM Primary Antenna 3c Low Power Indoor (20MHz 802.11ax (UNII Band 6) – Ch. 105, MCS4)

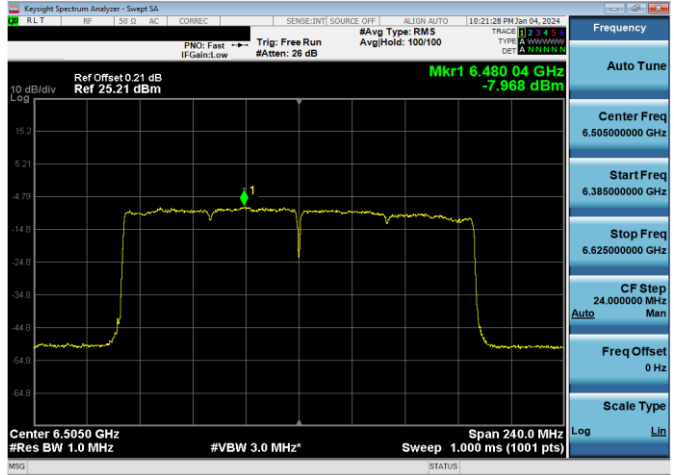


Plot 7-494. Power Spectral Density Plot SDM Primary Antenna 3a Low Power Indoor (40MHz 802.11ax (UNII Band 6) – Ch. 107, MCS4)

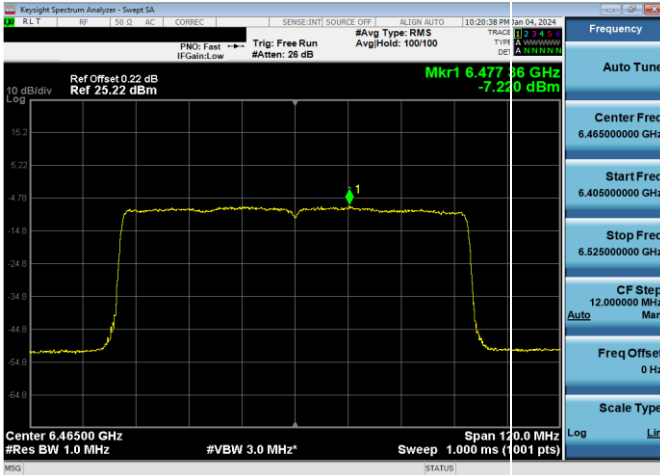
FCC ID: BCGA2903 IC: 579C-A2903		MEASUREMENT REPORT (CERTIFICATION)	Approved by: Technical Manager
Test Report S/N: 1C2311270064-26-R1.BCG	Test Dates: 11/28/2023 - 04/04/2024	EUT Type: Tablet Device	Page 183 of 523



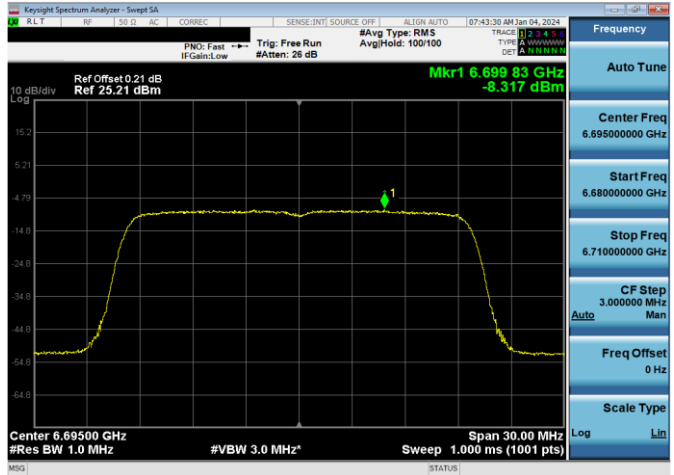
Plot 7-495. Power Spectral Density Plot SDM Primary Antenna 3c Low Power Indoor (80MHz 802.11ax (UNII Band 6) – Ch. 103, MCS4)



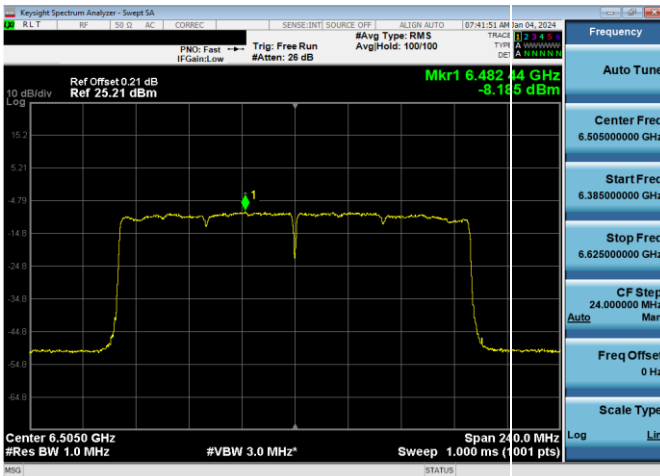
Plot 7-498. Power Spectral Density Plot SDM Primary Antenna 3a Low Power Indoor (160MHz 802.11ax (UNII Band 6) – Ch. 111, MCS4)



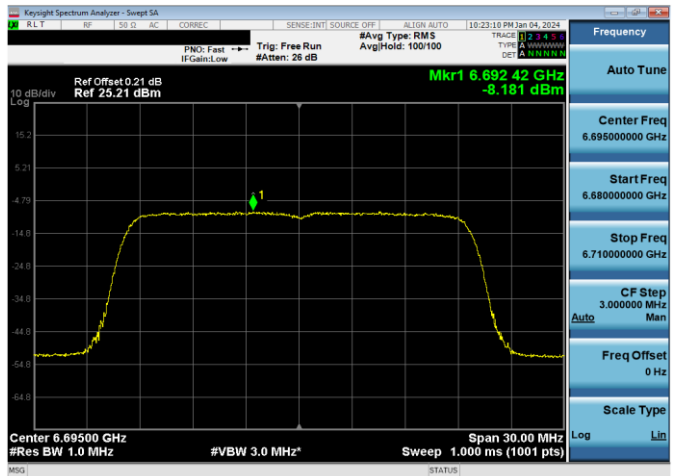
Plot 7-496. Power Spectral Density Plot SDM Primary Antenna 3a Low Power Indoor (80MHz 802.11ax (UNII Band 6) – Ch. 103, MCS4)



Plot 7-499. Power Spectral Density Plot SDM Primary Antenna 3c Low Power Indoor (20MHz 802.11ax (UNII Band 7) – Ch. 149, MCS4)

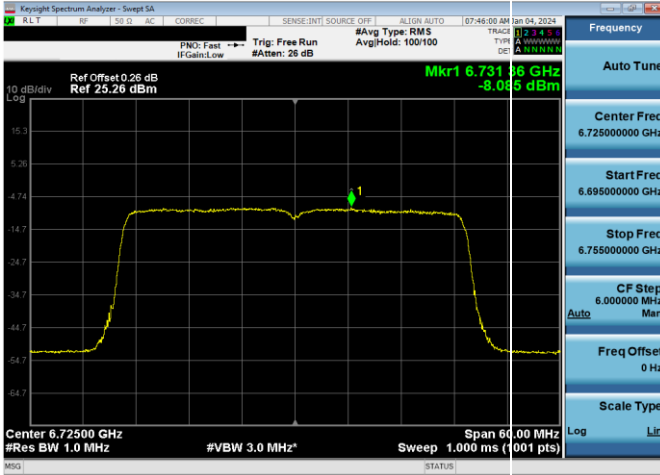


Plot 7-497. Power Spectral Density Plot SDM Primary Antenna 3c Low Power Indoor (160MHz 802.11ax (UNII Band 6) – Ch. 111, MCS4)

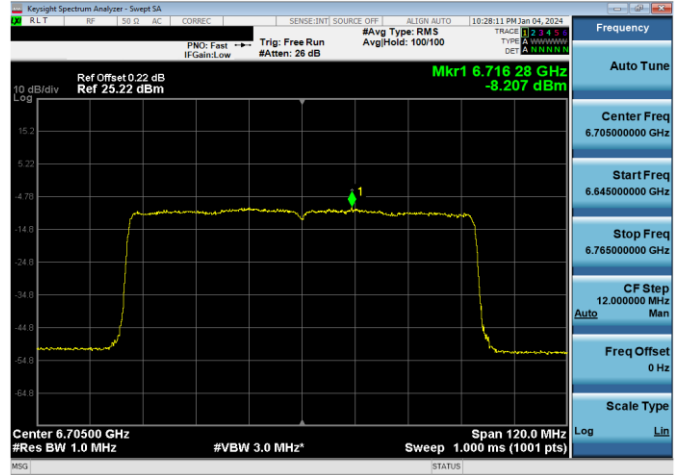


Plot 7-500. Power Spectral Density Plot SDM Primary Antenna 3a Low Power Indoor (20MHz 802.11ax (UNII Band 7) – Ch. 149, MCS4)

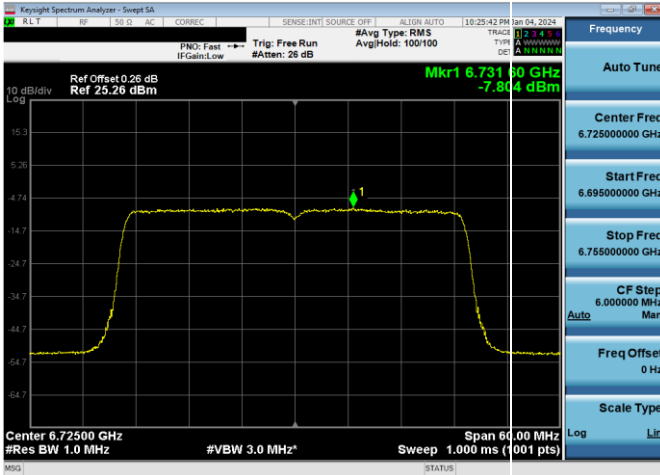
FCC ID: BCGA2903 IC: 579C-A2903		MEASUREMENT REPORT (CERTIFICATION)	Approved by: Technical Manager
Test Report S/N: 1C2311270064-26-R1.BCG	Test Dates: 11/28/2023 - 04/04/2024	EUT Type: Tablet Device	Page 184 of 523



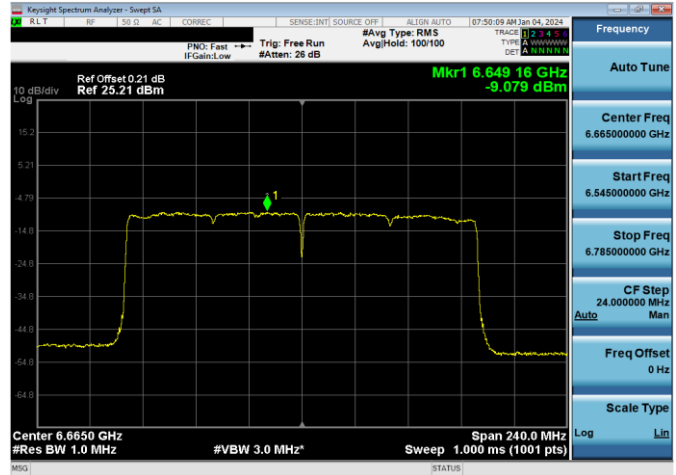
Plot 7-501. Power Spectral Density Plot SDM Primary Antenna 3c Low Power Indoor (40MHz 802.11ax (UNII Band 7) – Ch. 155, MCS4)



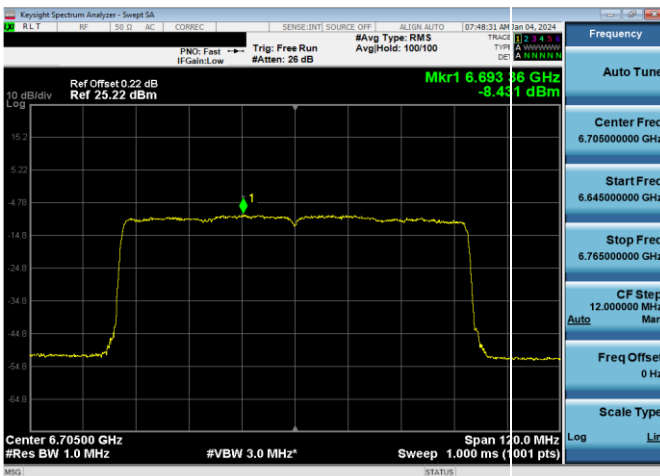
Plot 7-504. Power Spectral Density Plot SDM Primary Antenna 3a Low Power Indoor (80MHz 802.11ax (UNII Band 7) – Ch. 151, MCS4)



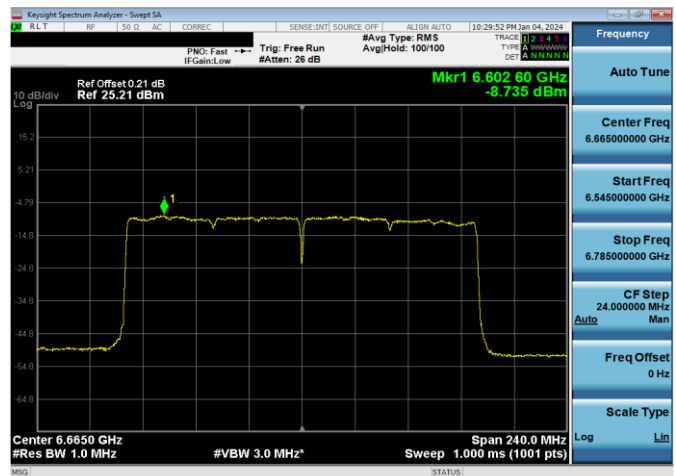
Plot 7-502. Power Spectral Density Plot SDM Primary Antenna 3a Low Power Indoor (40MHz 802.11ax (UNII Band 7) – Ch. 155, MCS4)



Plot 7-505. Power Spectral Density Plot SDM Primary Antenna 3c Low Power Indoor (160MHz 802.11ax (UNII Band 7) – Ch. 143, MCS4)

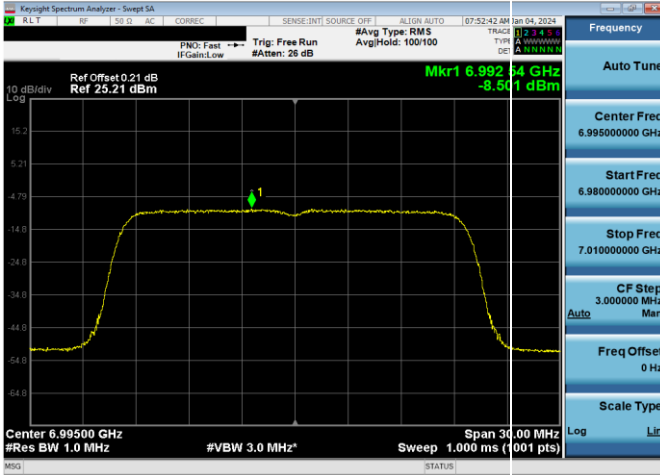


Plot 7-503. Power Spectral Density Plot SDM Primary Antenna 3c Low Power Indoor (80MHz 802.11ax (UNII Band 7) – Ch. 151, MCS4)

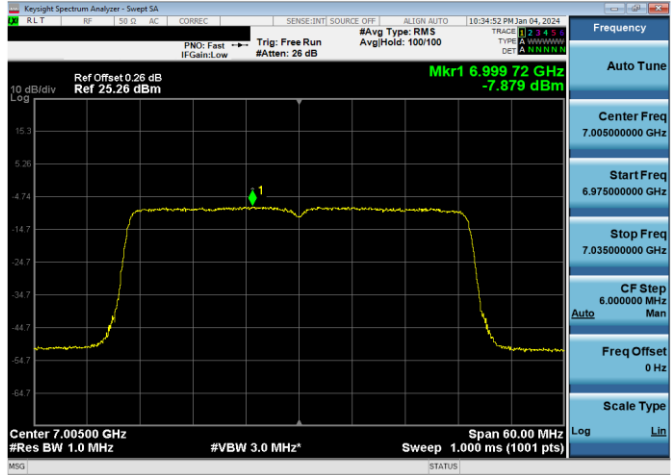


Plot 7-506. Power Spectral Density Plot SDM Primary Antenna 3a Low Power Indoor (160MHz 802.11ax (UNII Band 7) – Ch. 143, MCS4)

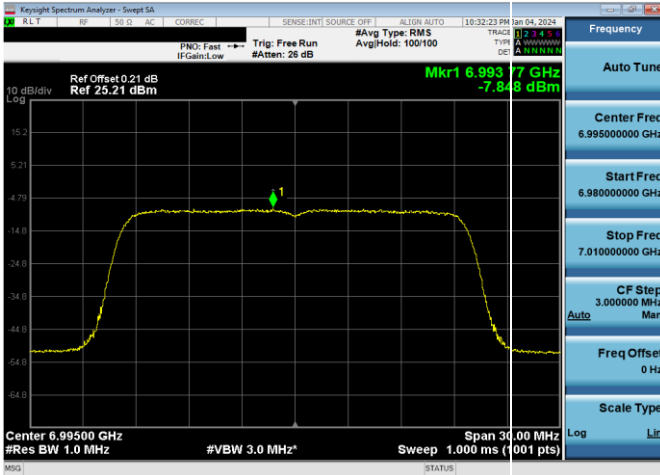
FCC ID: BCGA2903 IC: 579C-A2903		MEASUREMENT REPORT (CERTIFICATION)	Approved by: Technical Manager
Test Report S/N: 1C2311270064-26-R1.BCG	Test Dates: 11/28/2023 - 04/04/2024	EUT Type: Tablet Device	Page 185 of 523



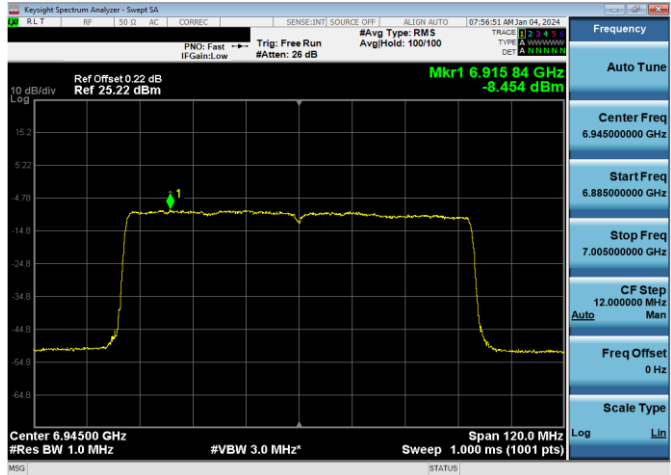
Plot 7-507. Power Spectral Density Plot SDM Primary Antenna 3c Low Power Indoor (20MHz 802.11ax (UNII Band 8) - Ch. 209, MCS4)



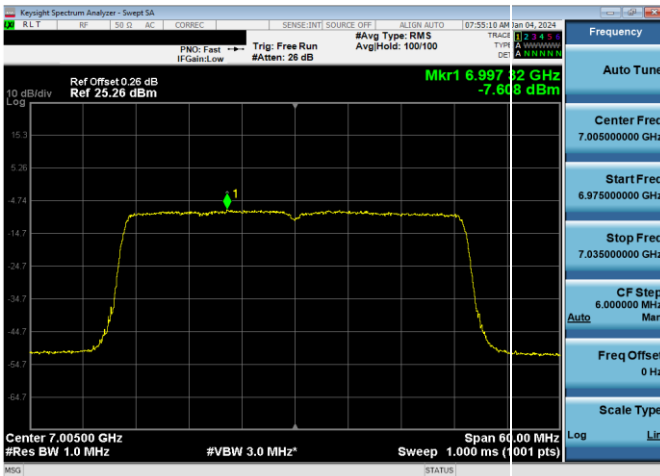
Plot 7-510. Power Spectral Density Plot SDM Primary Antenna 3a Low Power Indoor (40MHz 802.11ax (UNII Band 8) - Ch. 211, MCS4)



Plot 7-508. Power Spectral Density Plot SDM Primary Antenna 3a Low Power Indoor (20MHz 802.11ax (UNII Band 8) - Ch. 209, MCS4)



Plot 7-511. Power Spectral Density Plot SDM Primary Antenna 3c Low Power Indoor (80MHz 802.11ax (UNII Band 8) - Ch. 199, MCS4)

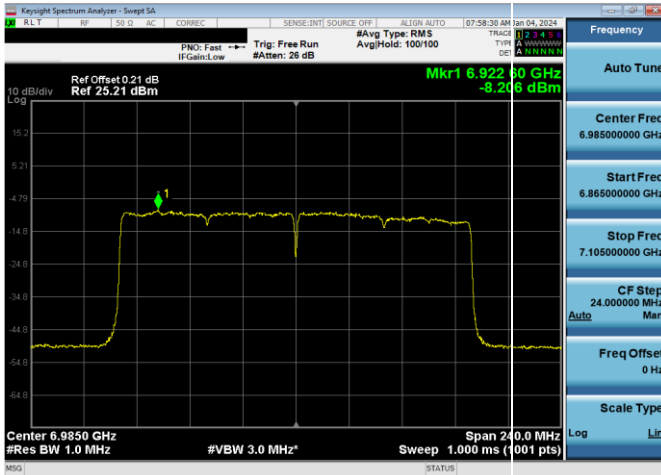


Plot 7-509. Power Spectral Density Plot SDM Primary Antenna 3c Low Power Indoor (40MHz 802.11ax (UNII Band 8) - Ch. 211, MCS4)

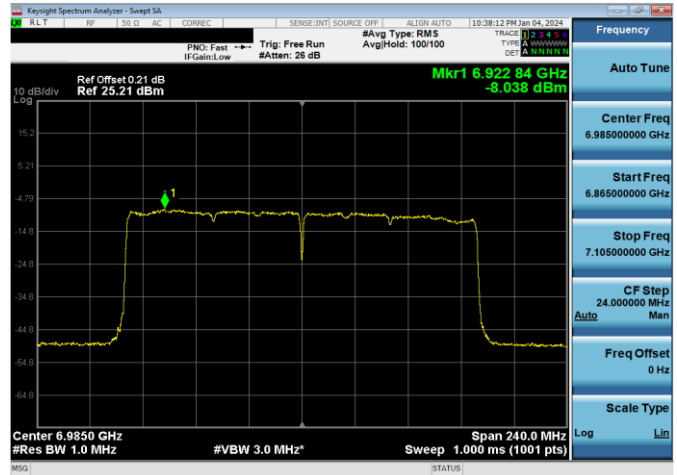


Plot 7-512. Power Spectral Density Plot SDM Primary Antenna 3a Low Power Indoor (80MHz 802.11ax (UNII Band 8) - Ch. 199, MCS4)

FCC ID: BCGA2903 IC: 579C-A2903		MEASUREMENT REPORT (CERTIFICATION)	Approved by: Technical Manager
Test Report S/N: 1C2311270064-26-R1.BCG	Test Dates: 11/28/2023 - 04/04/2024	EUT Type: Tablet Device	Page 186 of 523



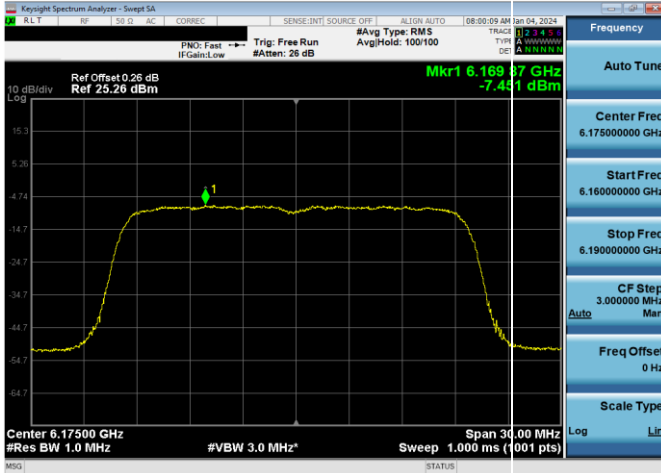
Plot 7-513. Power Spectral Density Plot SDM Primary Antenna 3c Low Power Indoor (160MHz 802.11ax (UNII Band 8) – Ch. 207, MCS4)



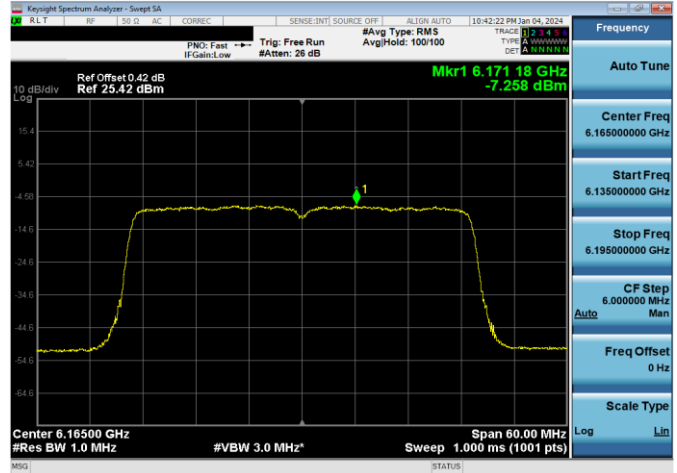
Plot 7-514. Power Spectral Density Plot SDM Primary Antenna 3a Low Power Indoor (160MHz 802.11ax (UNII Band 8) – Ch. 207, MCS4)

FCC ID: BCGA2903 IC: 579C-A2903		MEASUREMENT REPORT (CERTIFICATION)	Approved by: Technical Manager
Test Report S/N: 1C2311270064-26-R1.BCG	Test Dates: 11/28/2023 - 04/04/2024	EUT Type: Tablet Device	Page 187 of 523

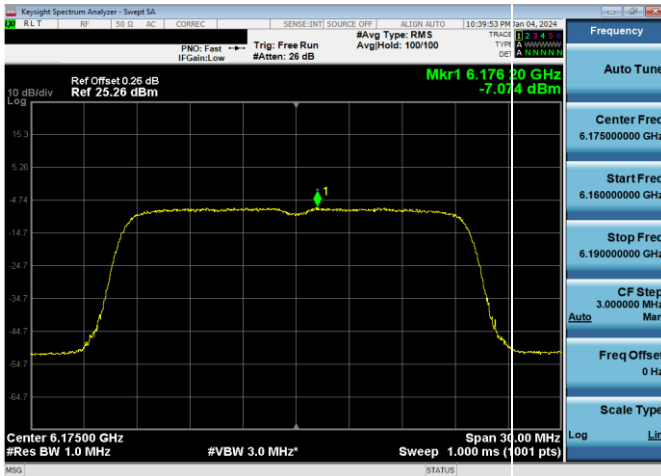
### High Data Rate



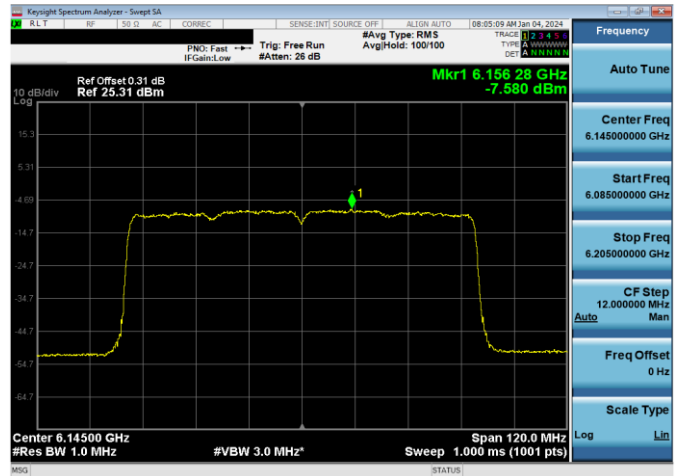
**Plot 7-515. Power Spectral Density Plot SDM Primary Antenna 3c Low Power Indoor (20MHz 802.11ax (UNII Band 5) – Ch. 45, MCS11)**



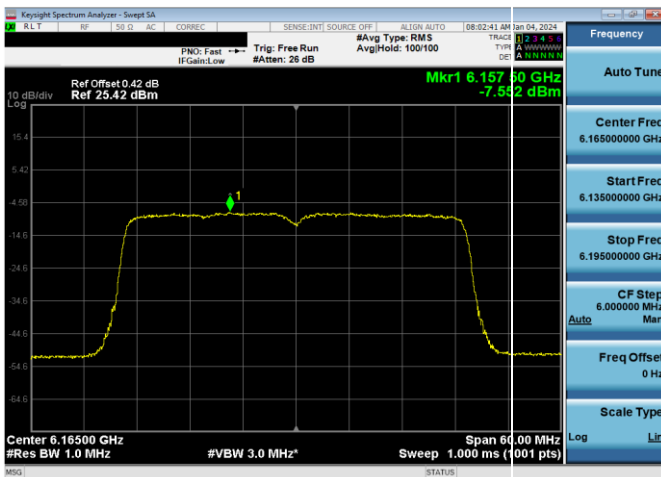
**Plot 7-518. Power Spectral Density Plot SDM Primary Antenna 3a Low Power Indoor (40MHz 802.11ax (UNII Band 5) – Ch. 43, MCS11)**



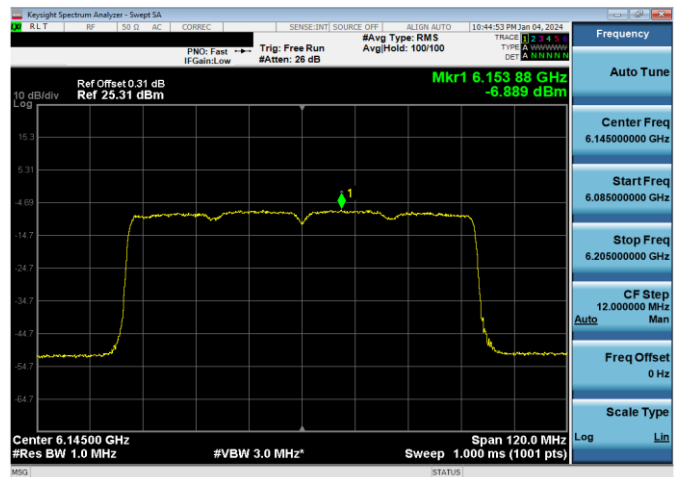
**Plot 7-516. Power Spectral Density Plot SDM Primary Antenna 3a Low Power Indoor (20MHz 802.11ax (UNII Band 5) – Ch. 45, MCS11)**



**Plot 7-519. Power Spectral Density Plot SDM Primary Antenna 3c Low Power Indoor (80MHz 802.11ax (UNII Band 5) – Ch. 39, MCS11)**

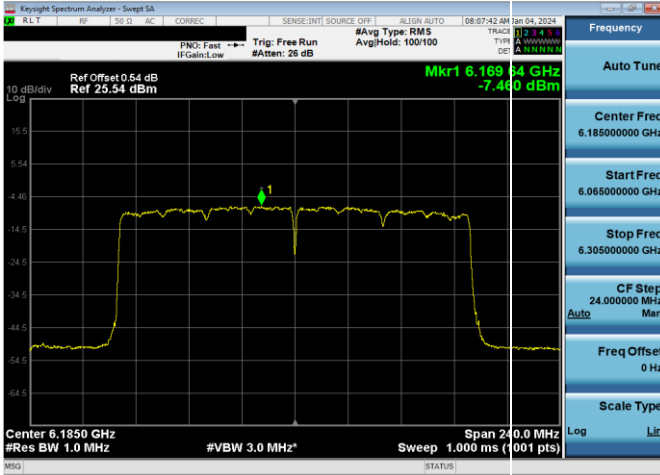


**Plot 7-517. Power Spectral Density Plot SDM Primary Antenna 3c Low Power Indoor (40MHz 802.11ax (UNII Band 5) – Ch. 43, MCS11)**

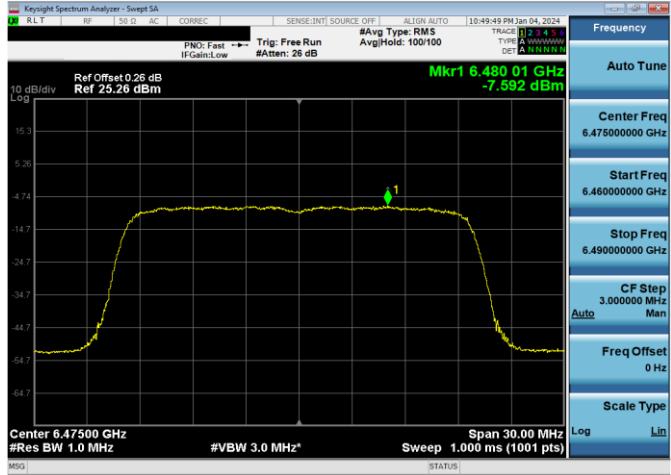


**Plot 7-520. Power Spectral Density Plot SDM Primary Antenna 3a Low Power Indoor (80MHz 802.11ax (UNII Band 5) – Ch. 39, MCS11)**

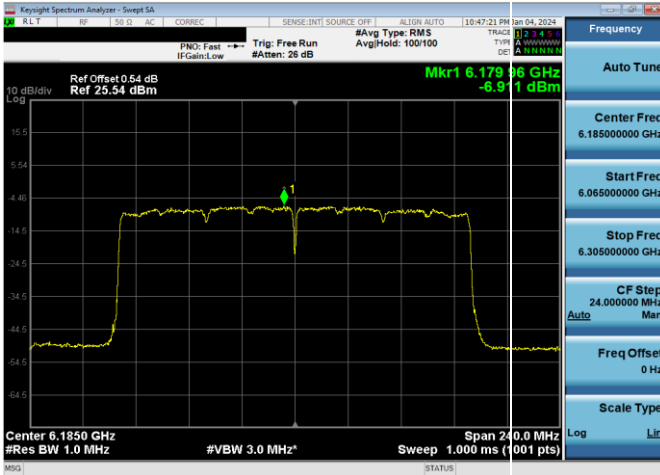
FCC ID: BCGA2903 IC: 579C-A2903		MEASUREMENT REPORT (CERTIFICATION)	Approved by: Technical Manager
Test Report S/N: 1C2311270064-26-R1.BCG	Test Dates: 11/28/2023 - 04/04/2024	EUT Type: Tablet Device	Page 188 of 523



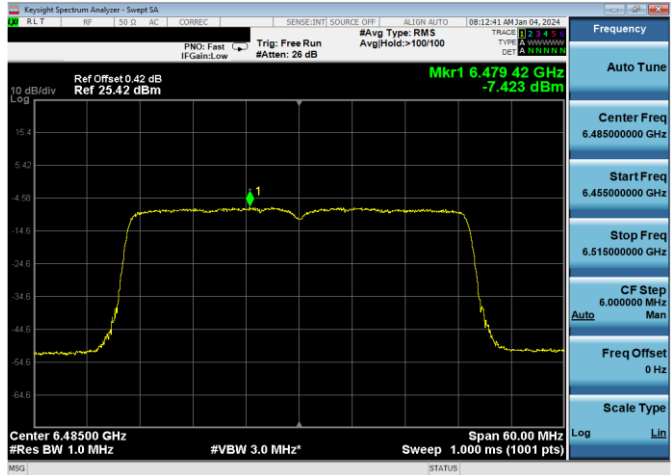
Plot 7-521. Power Spectral Density Plot SDM Primary Antenna 3c Low Power Indoor (160MHz 802.11ax (UNII Band 5) – Ch. 47, MCS11)



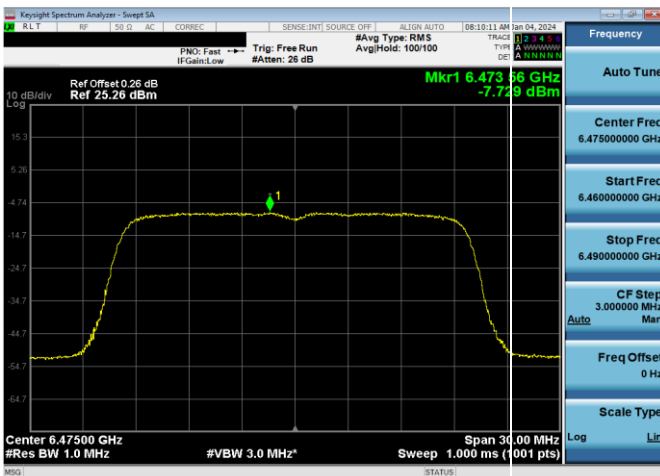
Plot 7-524. Power Spectral Density Plot SDM Primary Antenna 3a Low Power Indoor (20MHz 802.11ax (UNII Band 6) – Ch. 105, MCS11)



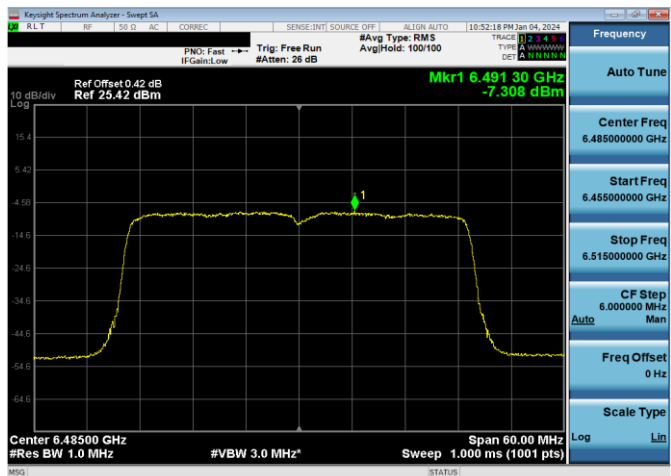
Plot 7-522. Power Spectral Density Plot SDM Primary Antenna 3a Low Power Indoor (160MHz 802.11ax (UNII Band 5) – Ch. 47, MCS11)



Plot 7-525. Power Spectral Density Plot SDM Primary Antenna 3c Low Power Indoor (40MHz 802.11ax (UNII Band 6) – Ch. 107, MCS11)

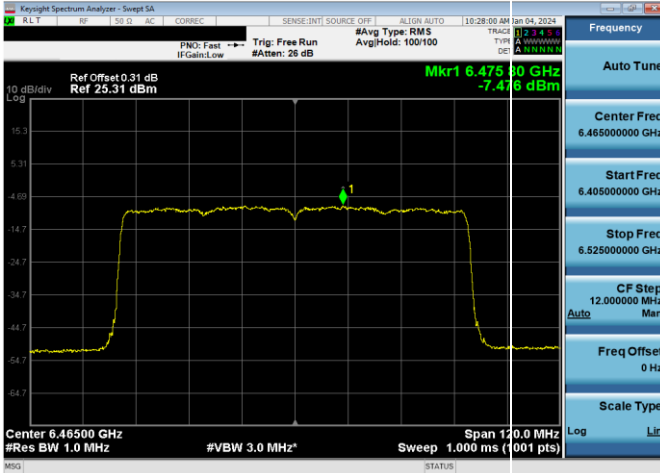


Plot 7-523. Power Spectral Density Plot SDM Primary Antenna 3c Low Power Indoor (20MHz 802.11ax (UNII Band 6) – Ch. 105, MCS11)

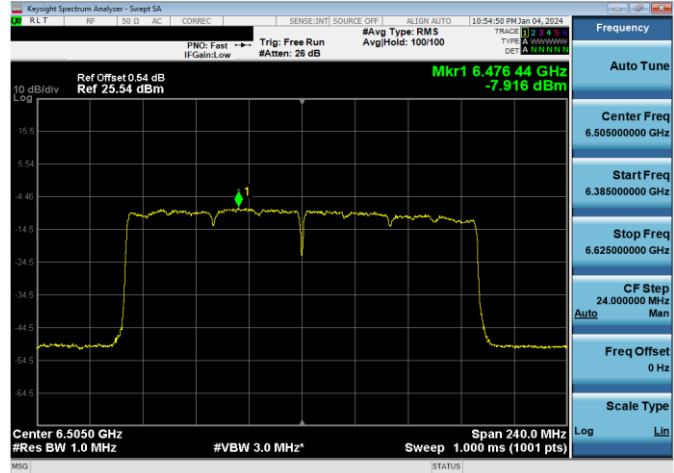


Plot 7-526. Power Spectral Density Plot SDM Primary Antenna 3a Low Power Indoor (40MHz 802.11ax (UNII Band 6) – Ch. 107, MCS11)

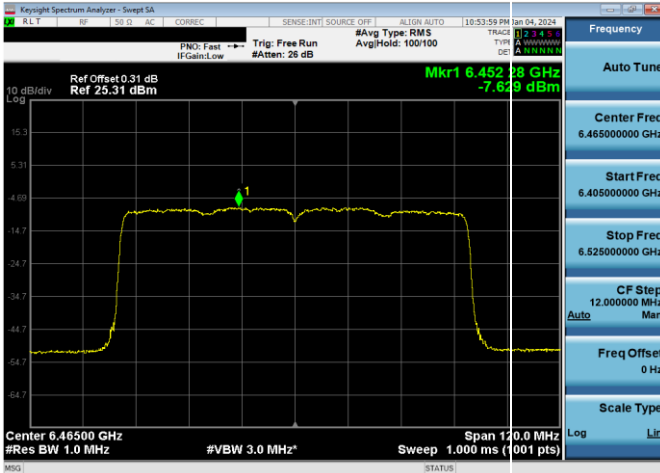
FCC ID: BCGA2903 IC: 579C-A2903		MEASUREMENT REPORT (CERTIFICATION)	Approved by: Technical Manager
Test Report S/N: 1C2311270064-26-R1.BCG	Test Dates: 11/28/2023 - 04/04/2024	EUT Type: Tablet Device	Page 189 of 523



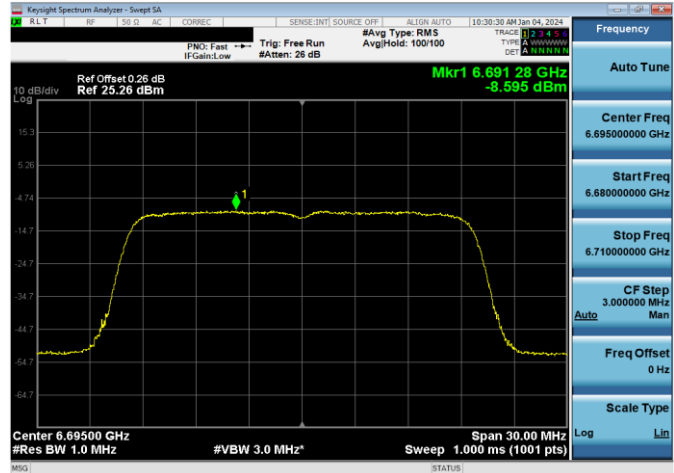
Plot 7-527. Power Spectral Density Plot SDM Primary Antenna 3c Low Power Indoor (80MHz 802.11ax (UNII Band 6) – Ch. 103, MCS11)



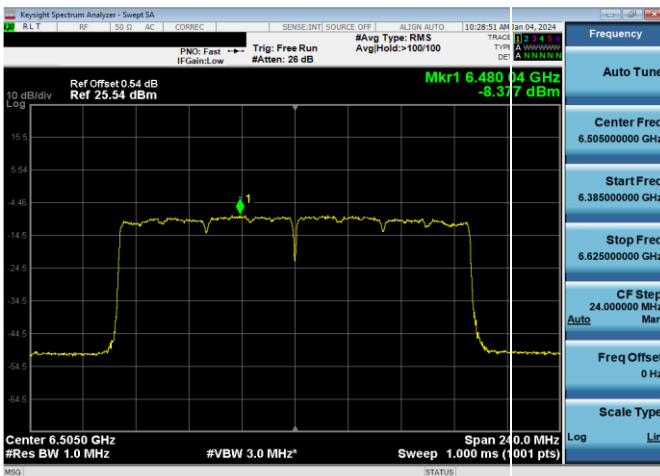
Plot 7-530. Power Spectral Density Plot SDM Primary Antenna 3a Low Power Indoor (160MHz 802.11ax (UNII Band 6) – Ch. 111, MCS11)



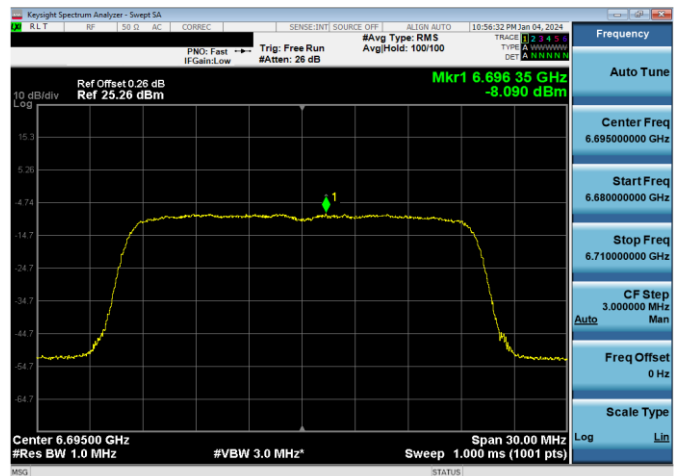
Plot 7-528. Power Spectral Density Plot SDM Primary Antenna 3a Low Power Indoor (80MHz 802.11ax (UNII Band 6) – Ch. 103, MCS11)



Plot 7-531. Power Spectral Density Plot SDM Primary Antenna 3c Low Power Indoor (20MHz 802.11ax (UNII Band 7) – Ch. 149, MCS11)



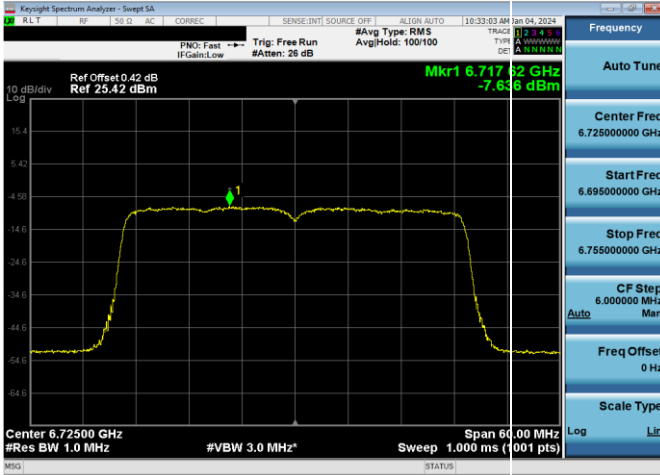
Plot 7-529. Power Spectral Density Plot SDM Primary Antenna 3c Low Power Indoor (160MHz 802.11ax (UNII Band 6) – Ch. 111, MCS11)



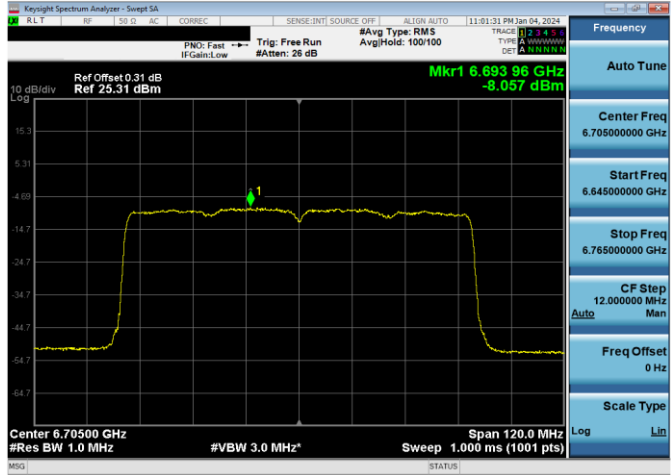
Plot 7-532. Power Spectral Density Plot SDM Primary Antenna 3a Low Power Indoor (20MHz 802.11ax (UNII Band 7) – Ch. 149, MCS11)

FCC ID: BCGA2903 IC: 579C-A2903		MEASUREMENT REPORT (CERTIFICATION)	Approved by: Technical Manager
Test Report S/N: 1C2311270064-26-R1.BCG	Test Dates: 11/28/2023 - 04/04/2024	EUT Type: Tablet Device	Page 190 of 523

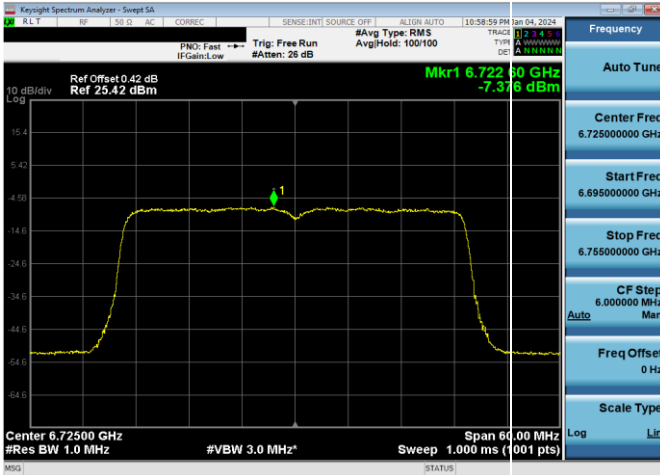




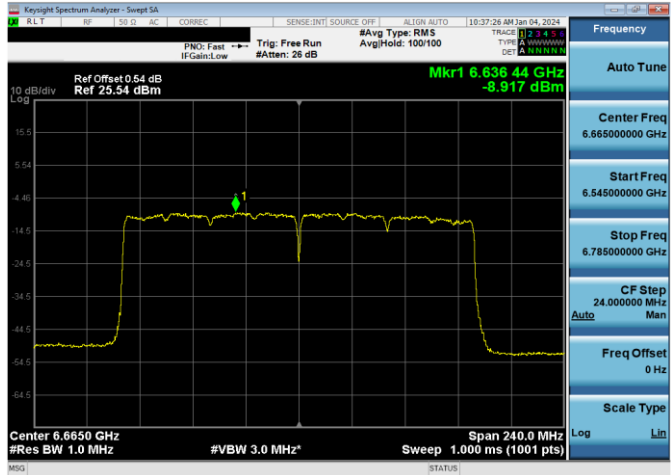
Plot 7-533. Power Spectral Density Plot SDM Primary Antenna 3c Low Power Indoor (40MHz 802.11ax (UNII Band 7) – Ch. 155, MCS11)



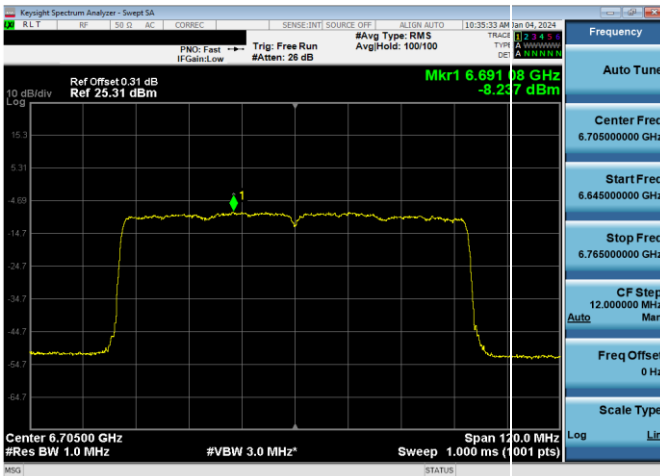
Plot 7-536. Power Spectral Density Plot SDM Primary Antenna 3a Low Power Indoor (80MHz 802.11ax (UNII Band 7) – Ch. 151, MCS11)



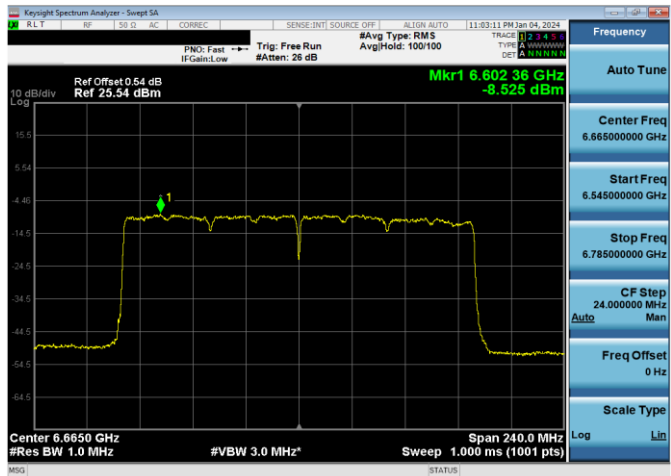
Plot 7-534. Power Spectral Density Plot SDM Primary Antenna 3a Low Power Indoor (40MHz 802.11ax (UNII Band 7) – Ch. 155, MCS11)



Plot 7-537. Power Spectral Density Plot SDM Primary Antenna 3c Low Power Indoor (160MHz 802.11ax (UNII Band 7) – Ch. 143, MCS11)

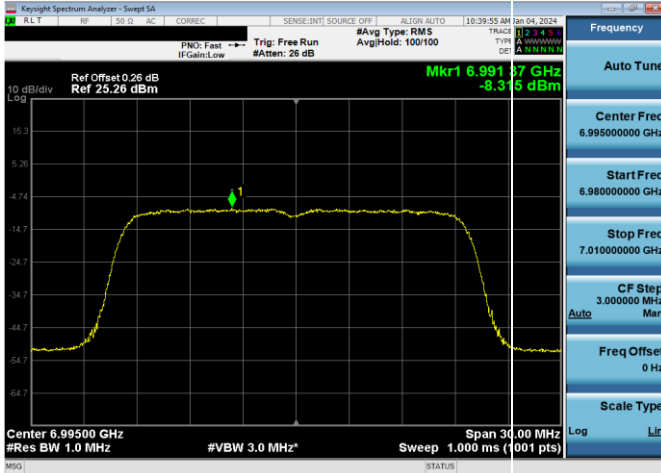


Plot 7-535. Power Spectral Density Plot SDM Primary Antenna 3c Low Power Indoor (80MHz 802.11ax (UNII Band 7) – Ch. 151, MCS11)

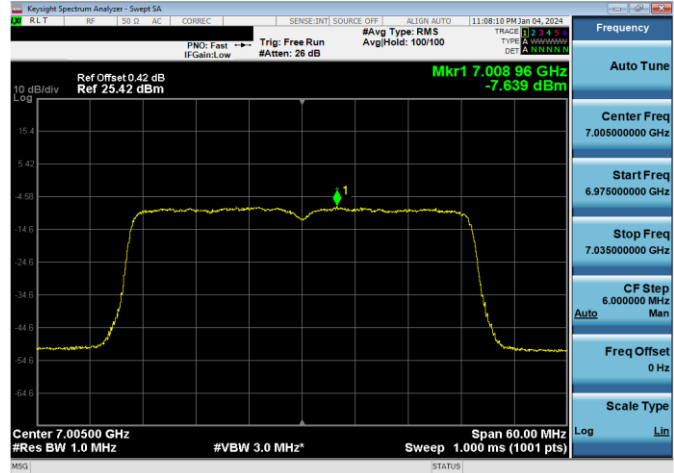


Plot 7-538. Power Spectral Density Plot SDM Primary Antenna 3a Low Power Indoor (160MHz 802.11ax (UNII Band 7) – Ch. 143, MCS11)

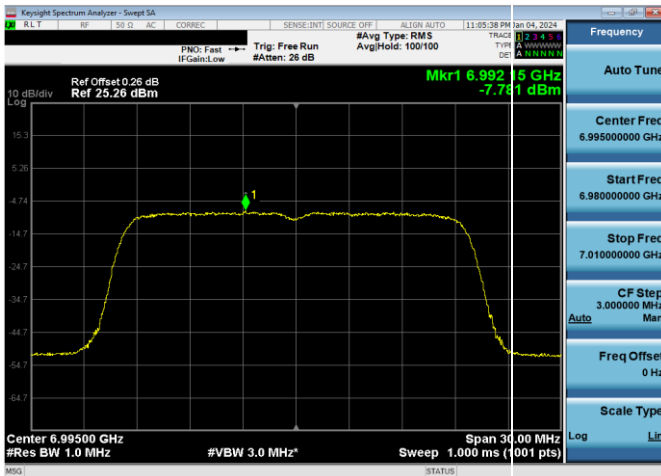
FCC ID: BCGA2903 IC: 579C-A2903		MEASUREMENT REPORT (CERTIFICATION)	Approved by: Technical Manager
Test Report S/N: 1C2311270064-26-R1.BCG	Test Dates: 11/28/2023 - 04/04/2024	EUT Type: Tablet Device	Page 191 of 523



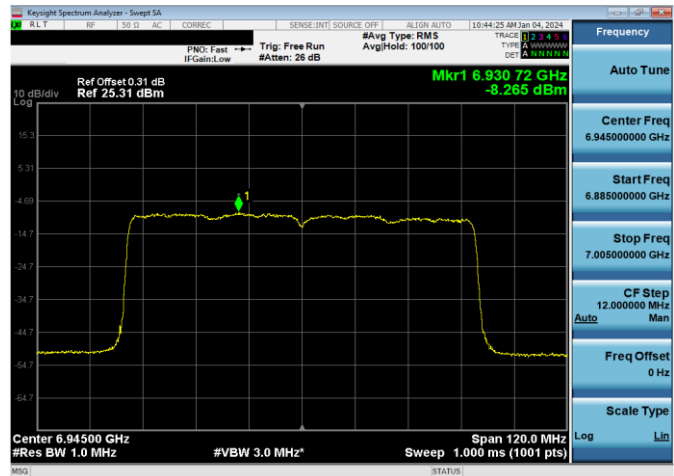
Plot 7-539. Power Spectral Density Plot SDM Primary Antenna 3c Low Power Indoor (20MHz 802.11ax (UNII Band 8) – Ch. 209, MCS11)



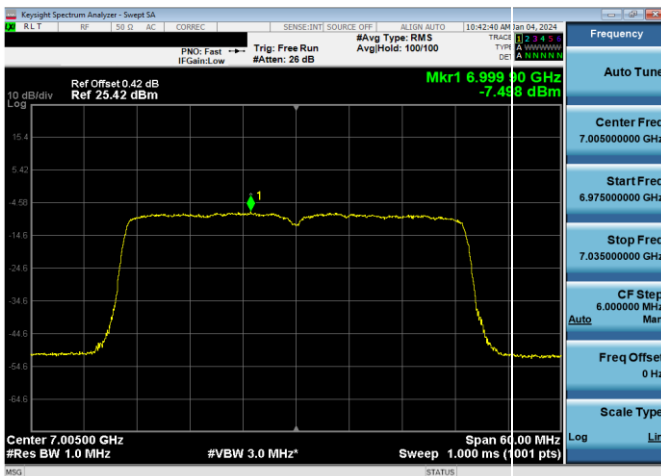
Plot 7-542. Power Spectral Density Plot SDM Primary Antenna 3a Low Power Indoor (40MHz 802.11ax (UNII Band 8) – Ch. 211, MCS11)



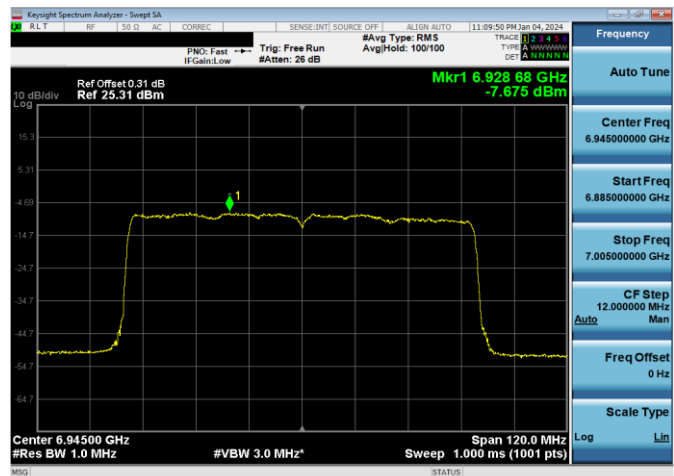
Plot 7-540. Power Spectral Density Plot SDM Primary Antenna 3a Low Power Indoor (20MHz 802.11ax (UNII Band 8) – Ch. 209, MCS11)



Plot 7-543. Power Spectral Density Plot SDM Primary Antenna 3c Low Power Indoor (80MHz 802.11ax (UNII Band 8) – Ch. 199, MCS11)

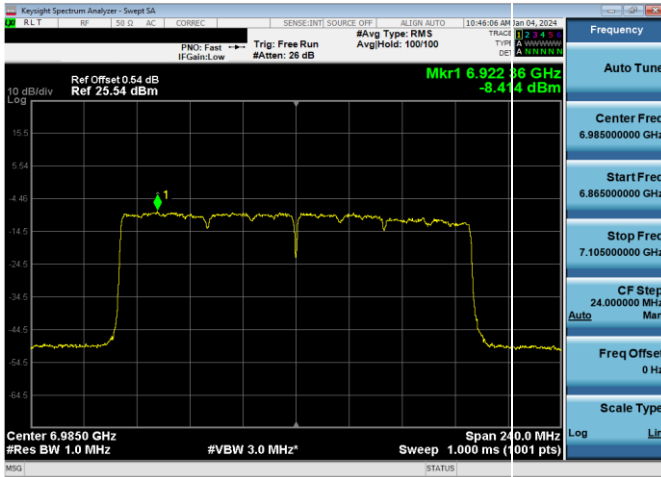


Plot 7-541. Power Spectral Density Plot SDM Primary Antenna 3c Low Power Indoor (40MHz 802.11ax (UNII Band 8) – Ch. 211, MCS11)

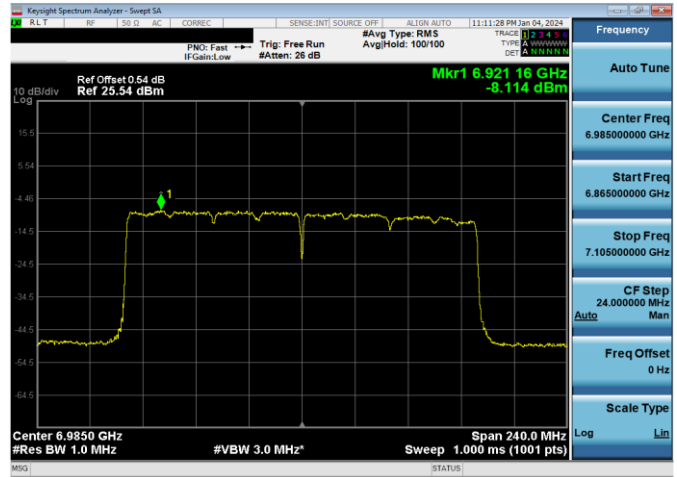


Plot 7-544. Power Spectral Density Plot SDM Primary Antenna 3a Low Power Indoor (80MHz 802.11ax (UNII Band 8) – Ch. 199, MCS11)

FCC ID: BCGA2903 IC: 579C-A2903		MEASUREMENT REPORT (CERTIFICATION)	Approved by: Technical Manager
Test Report S/N: 1C2311270064-26-R1.BCG	Test Dates: 11/28/2023 - 04/04/2024	EUT Type: Tablet Device	Page 192 of 523



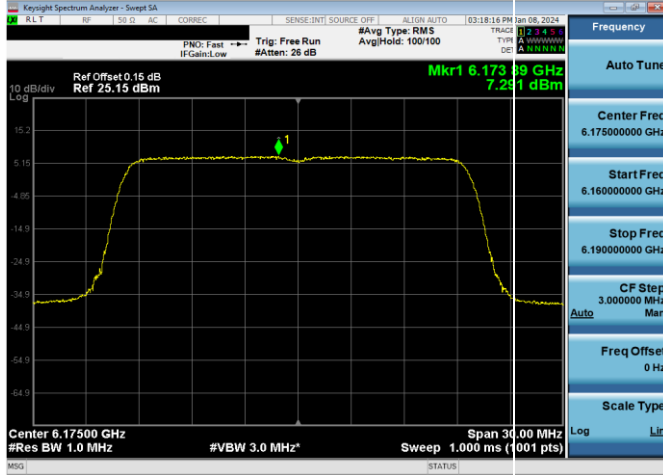
Plot 7-545. Power Spectral Density Plot SDM Primary Antenna 3c Low Power Indoor (160MHz 802.11ax (UNII Band 8) – Ch. 207, MCS11)



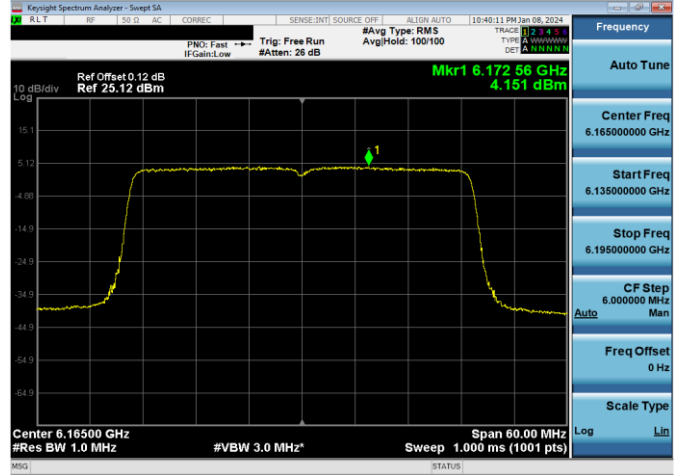
Plot 7-546. Power Spectral Density Plot SDM Primary Antenna 3a Low Power Indoor (160MHz 802.11ax (UNII Band 8) – Ch. 207, MCS11)

FCC ID: BCGA2903 IC: 579C-A2903		<b>MEASUREMENT REPORT (CERTIFICATION)</b>	<b>Approved by:</b> Technical Manager
<b>Test Report S/N:</b> 1C2311270064-26-R1.BCG	<b>Test Dates:</b> 11/28/2023 - 04/04/2024	<b>EUT Type:</b> Tablet Device	Page 193 of 523

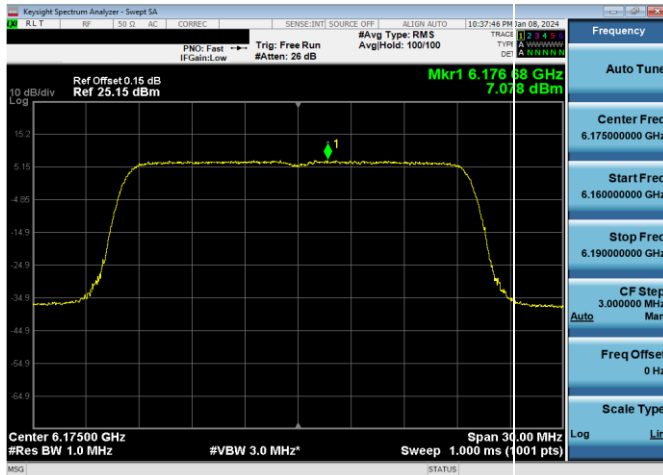
Low Data Rate



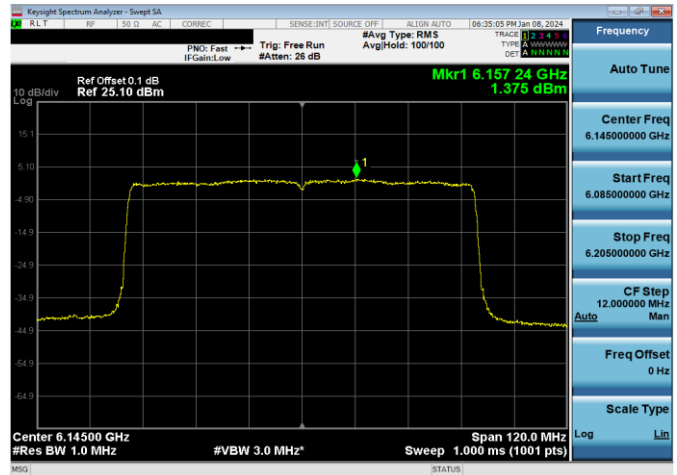
Plot 7-547. Power Spectral Density Plot CDD Primary Antenna 3c Standard Power (20MHz 802.11ax (UNII Band 5) - Ch. 45, MCS2)



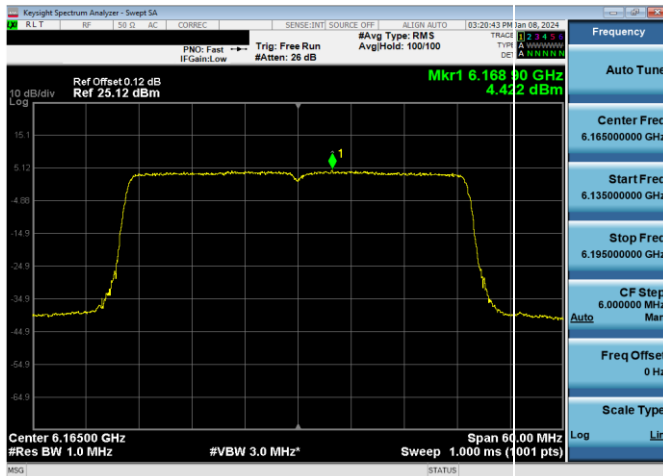
Plot 7-550. Power Spectral Density Plot CDD Primary Antenna 3a Standard Power (40MHz 802.11ax (UNII Band 5) - Ch. 43, MCS2)



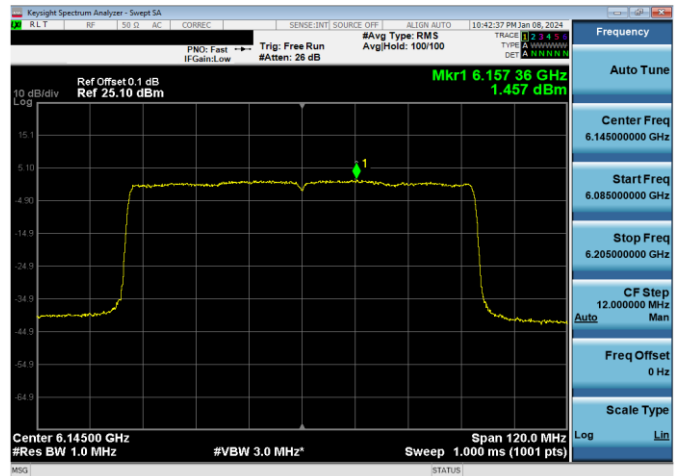
Plot 7-548. Power Spectral Density Plot CDD Primary Antenna 3a Standard Power (20MHz 802.11ax (UNII Band 5) - Ch. 45, MCS2)



Plot 7-551. Power Spectral Density Plot CDD Primary Antenna 3c Standard Power (80MHz 802.11ax (UNII Band 5) - Ch. 39, MCS2)

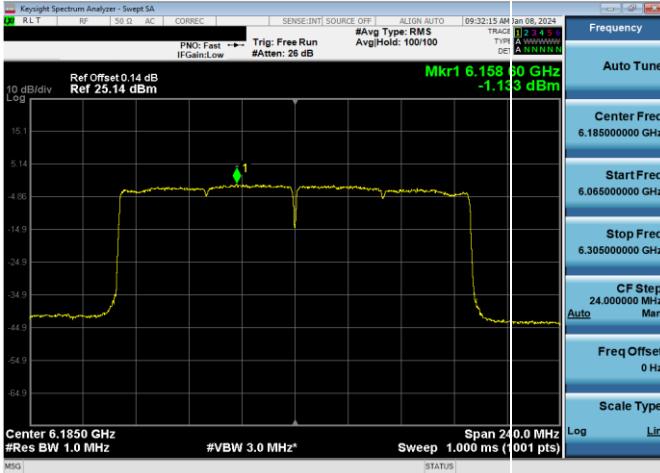


Plot 7-549. Power Spectral Density Plot CDD Primary Antenna 3c Standard Power (40MHz 802.11ax (UNII Band 5) - Ch. 43, MCS2)

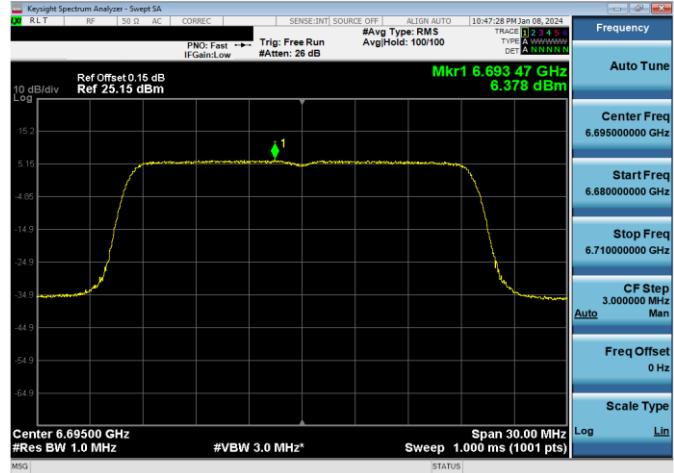


Plot 7-552. Power Spectral Density Plot CDD Primary Antenna 3a Standard Power (80MHz 802.11ax (UNII Band 5) - Ch. 39, MCS2)

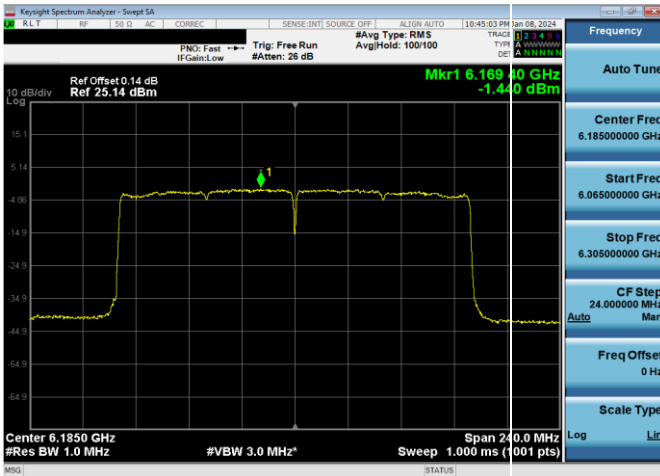
FCC ID: BCGA2903 IC: 579C-A2903		MEASUREMENT REPORT (CERTIFICATION)	Approved by: Technical Manager
Test Report S/N: 1C2311270064-26-R1.BCG	Test Dates: 11/28/2023 - 04/04/2024	EUT Type: Tablet Device	Page 194 of 523



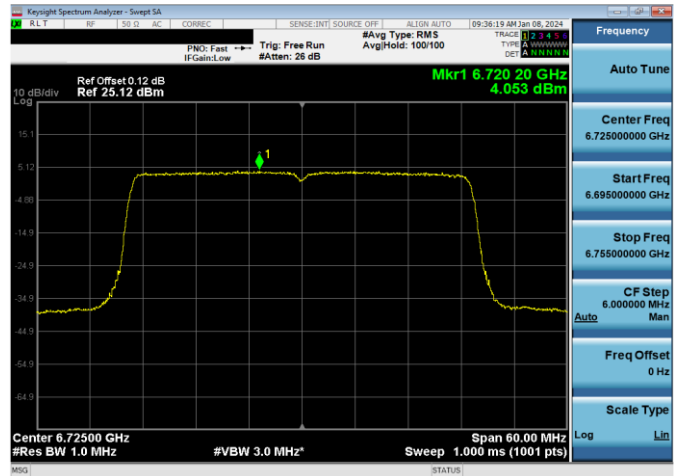
Plot 7-553. Power Spectral Density Plot CDD Primary Antenna 3c Standard Power (160MHz 802.11ax (UNII Band 5) – Ch. 47, MCS2)



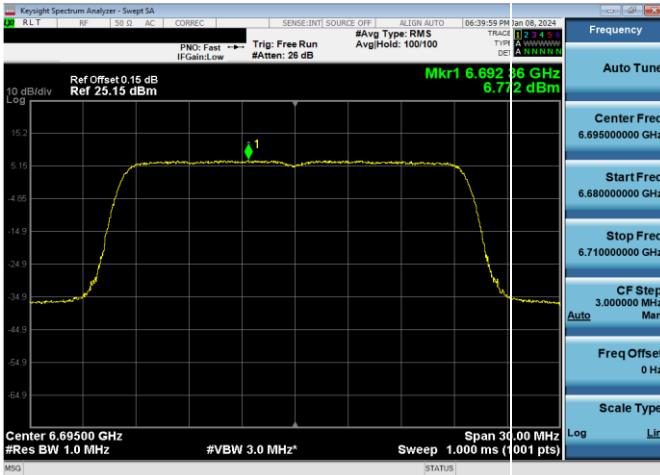
Plot 7-556. Power Spectral Density Plot SDM Primary Antenna 3a Standard Power (20MHz 802.11ax (UNII Band 7) – Ch. 149, MCS2)



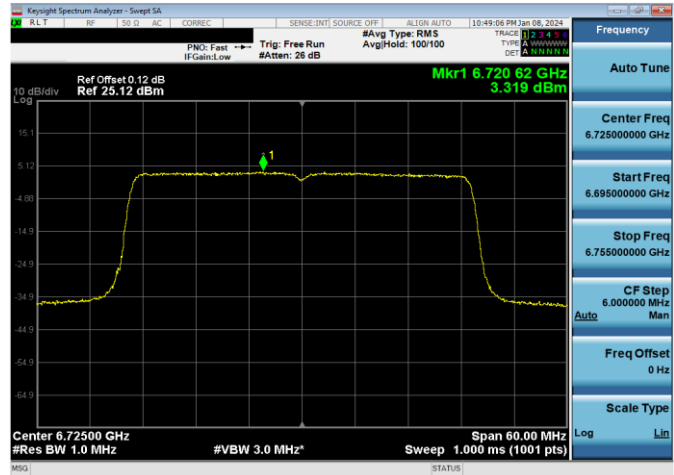
Plot 7-554. Power Spectral Density Plot CDD Primary Antenna 3a Standard Power (160MHz 802.11ax (UNII Band 5) – Ch. 47, MCS2)



Plot 7-557. Power Spectral Density Plot SDM Primary Antenna 3c Standard Power (40MHz 802.11ax (UNII Band 7) – Ch. 155, MCS2)

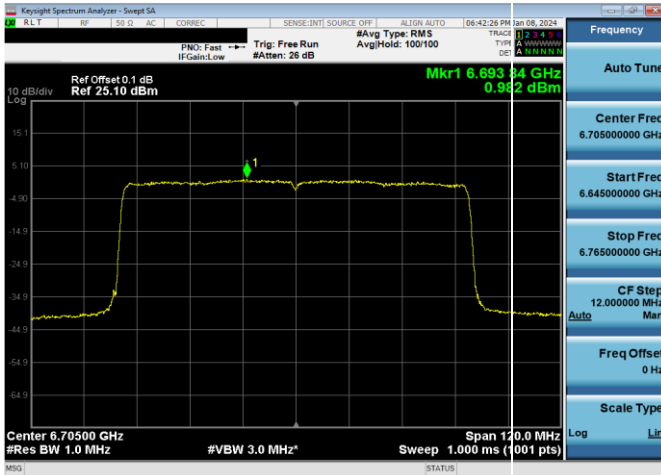


Plot 7-555. Power Spectral Density Plot SDM Primary Antenna 3c Standard Power (20MHz 802.11ax (UNII Band 7) – Ch. 149, MCS2)

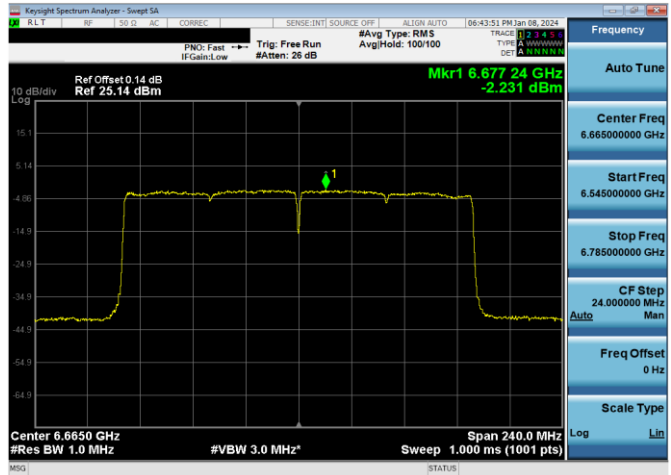


Plot 7-558. Power Spectral Density Plot SDM Primary Antenna 3a Standard Power (40MHz 802.11ax (UNII Band 7) – Ch. 155, MCS2)

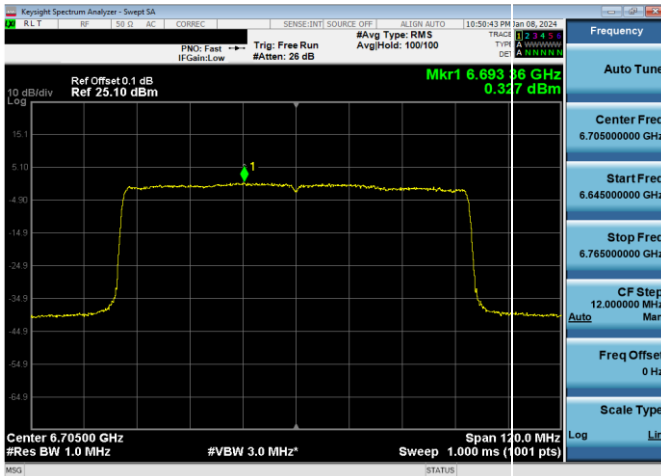
FCC ID: BCGA2903 IC: 579C-A2903		MEASUREMENT REPORT (CERTIFICATION)	Approved by: Technical Manager
Test Report S/N: 1C2311270064-26-R1.BCG	Test Dates: 11/28/2023 - 04/04/2024	EUT Type: Tablet Device	Page 195 of 523



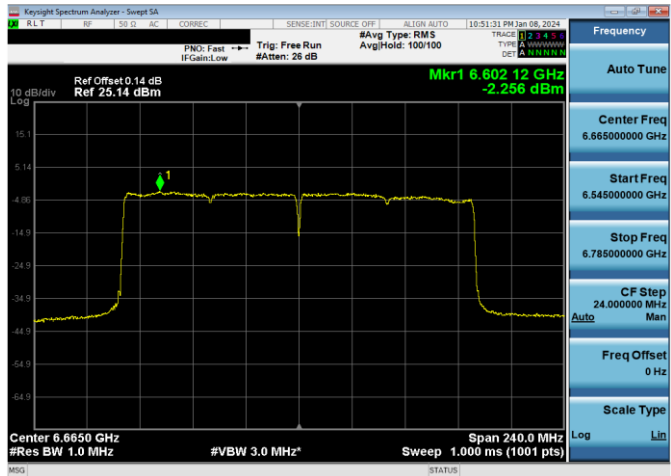
Plot 7-559. Power Spectral Density Plot SDM Primary Antenna 3c Standard Power (80MHz 802.11ax (UNII Band 7) – Ch. 151, MCS2)



Plot 7-561. Power Spectral Density Plot SDM Primary Antenna 3c Standard Power (160MHz 802.11ax (UNII Band 7) – Ch. 143, MCS2)



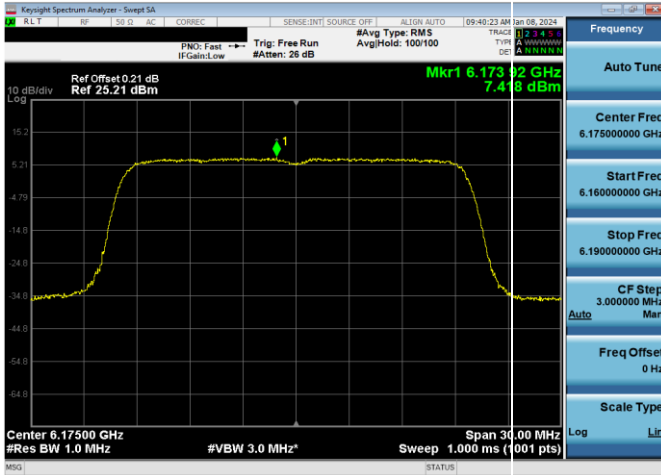
Plot 7-560. Power Spectral Density Plot SDM Primary Antenna 3a Standard Power (80MHz 802.11ax (UNII Band 7) – Ch. 151, MCS2)



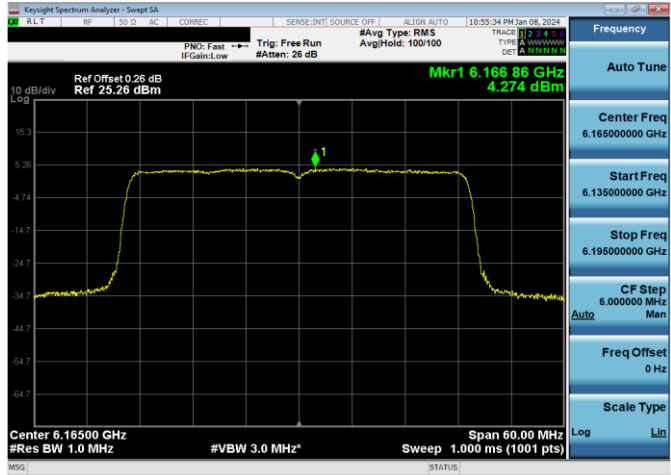
Plot 7-562. Power Spectral Density Plot SDM Primary Antenna 3a Standard Power (160MHz 802.11ax (UNII Band 7) – Ch. 143, MCS2)

FCC ID: BCGA2903 IC: 579C-A2903		MEASUREMENT REPORT (CERTIFICATION)	Approved by: Technical Manager
Test Report S/N: 1C2311270064-26-R1.BCG	Test Dates: 11/28/2023 - 04/04/2024	EUT Type: Tablet Device	Page 196 of 523

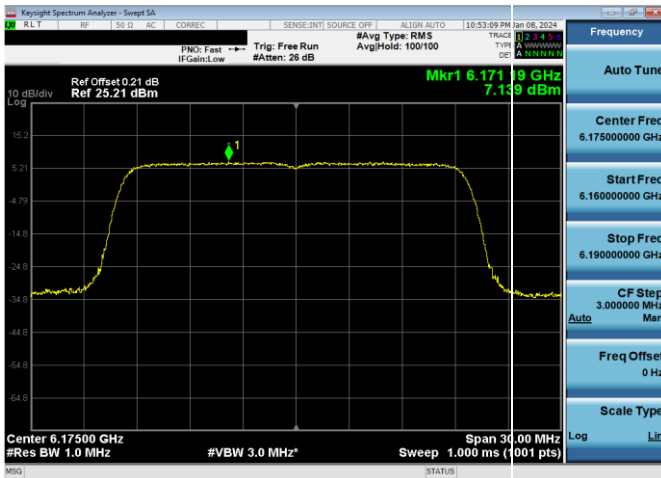
Mid Data Rate



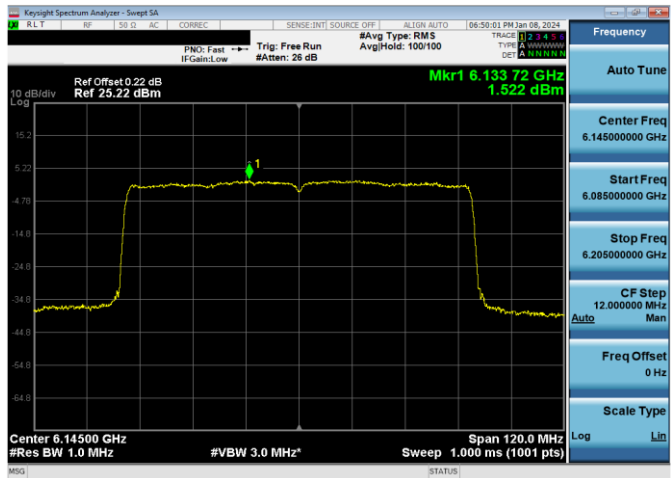
Plot 7-563. Power Spectral Density Plot CDD Primary Antenna 3c Standard Power (20MHz 802.11ax (UNII Band 5) - Ch. 45, MCS4)



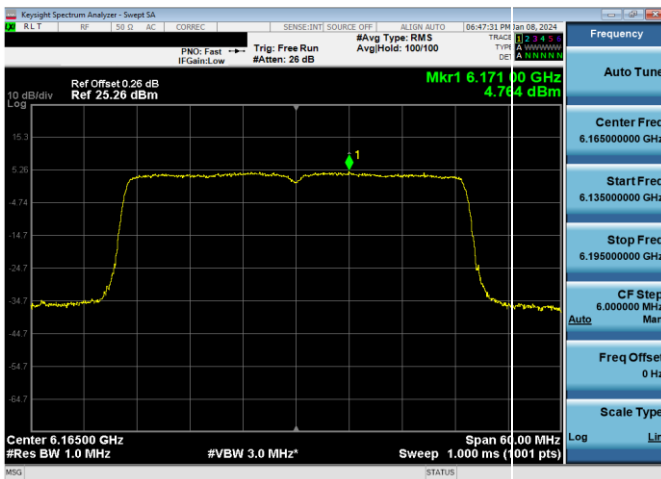
Plot 7-566. Power Spectral Density Plot CDD Primary Antenna 3a Standard Power (40MHz 802.11ax (UNII Band 5) - Ch. 43, MCS4)



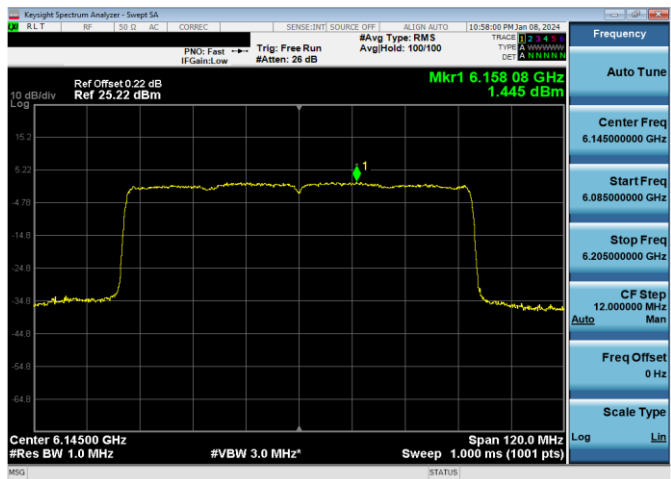
Plot 7-564. Power Spectral Density Plot CDD Primary Antenna 3a Standard Power (20MHz 802.11ax (UNII Band 5) - Ch. 45, MCS4)



Plot 7-567. Power Spectral Density Plot CDD Primary Antenna 3c Standard Power (80MHz 802.11ax (UNII Band 5) - Ch. 39, MCS4)



Plot 7-565. Power Spectral Density Plot CDD Primary Antenna 3c Standard Power (40MHz 802.11ax (UNII Band 5) - Ch. 43, MCS4)



Plot 7-568. Power Spectral Density Plot CDD Primary Antenna 3a Standard Power (80MHz 802.11ax (UNII Band 5) - Ch. 39, MCS4)

FCC ID: BCGA2903 IC: 579C-A2903		MEASUREMENT REPORT (CERTIFICATION)	Approved by: Technical Manager
Test Report S/N: 1C2311270064-26-R1.BCG	Test Dates: 11/28/2023 - 04/04/2024	EUT Type: Tablet Device	Page 197 of 523