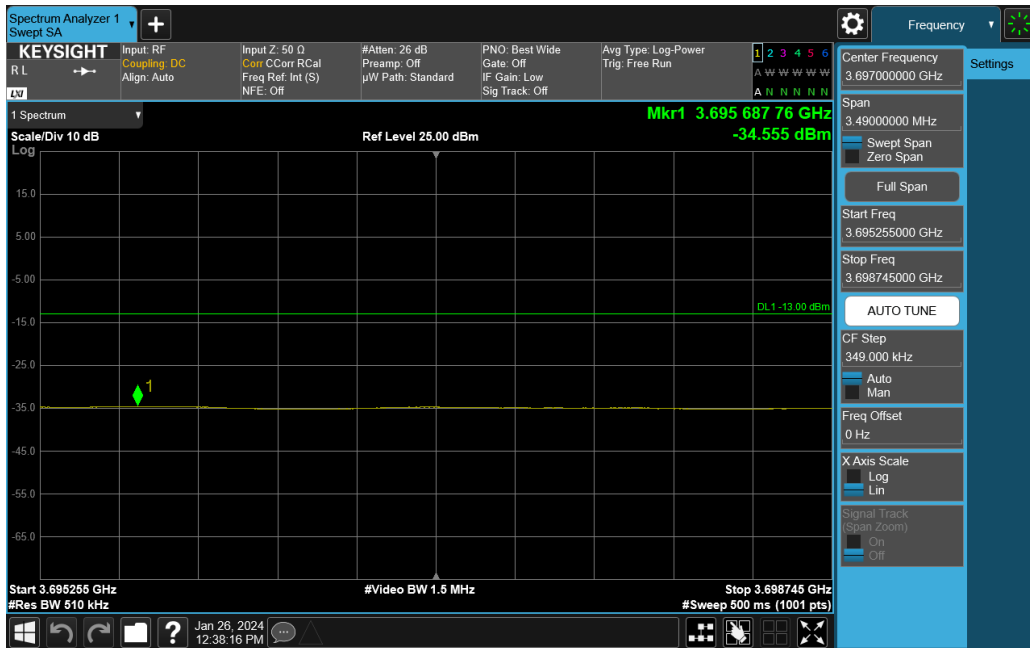
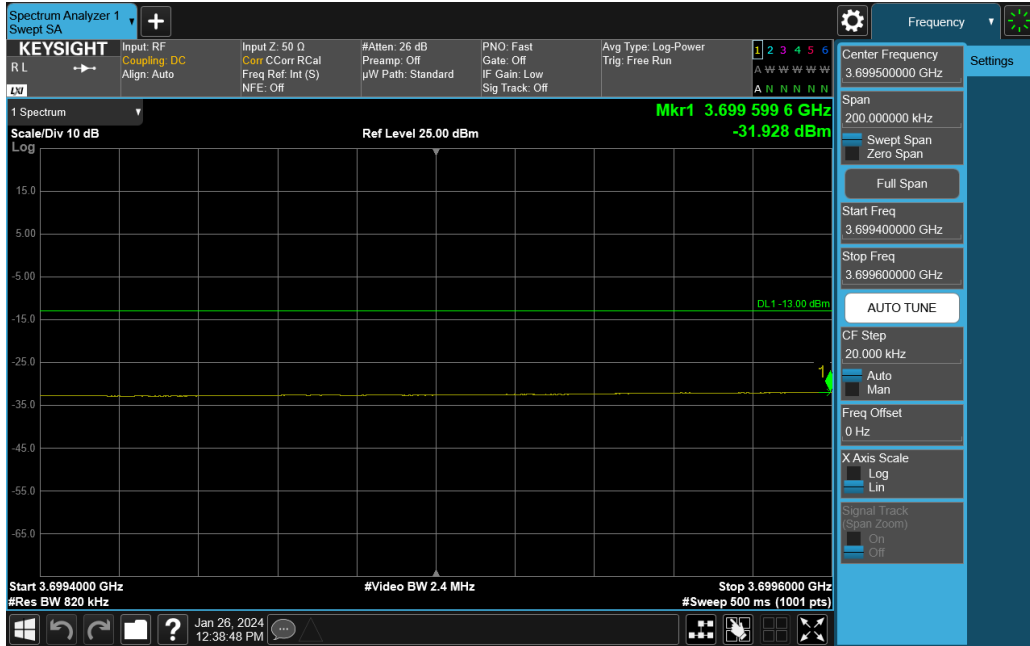


Plot 7-281. Lower ACP Plot (NR Band n77 - 80MHz DFT-s-OFDM QPSK – Full RB)

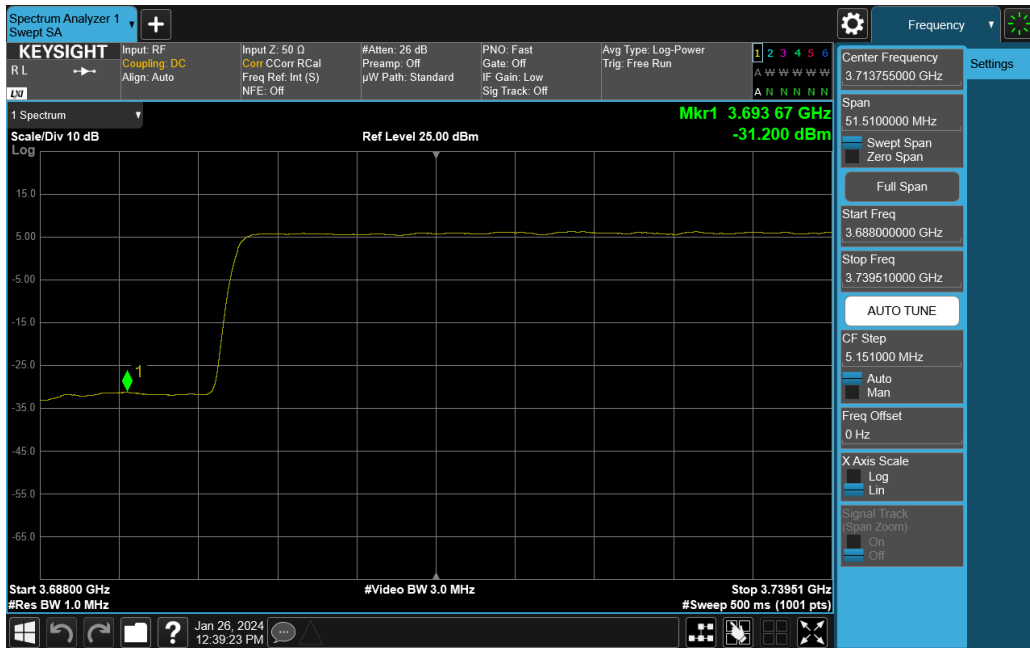


Plot 7-282. Lower ACP Plot (NR Band n77 - 80MHz DFT-s-OFDM QPSK – Full RB)

FCC ID: BCGA2903	PART 27 MEASUREMENT REPORT	Approved by: Technical Manager
Test Report S/N: 1C2311270064-11-R1.BCG	Test Dates: 10/1/2023 - 3/18/2024	EUT Type: Tablet Device
		Page 164 of 266

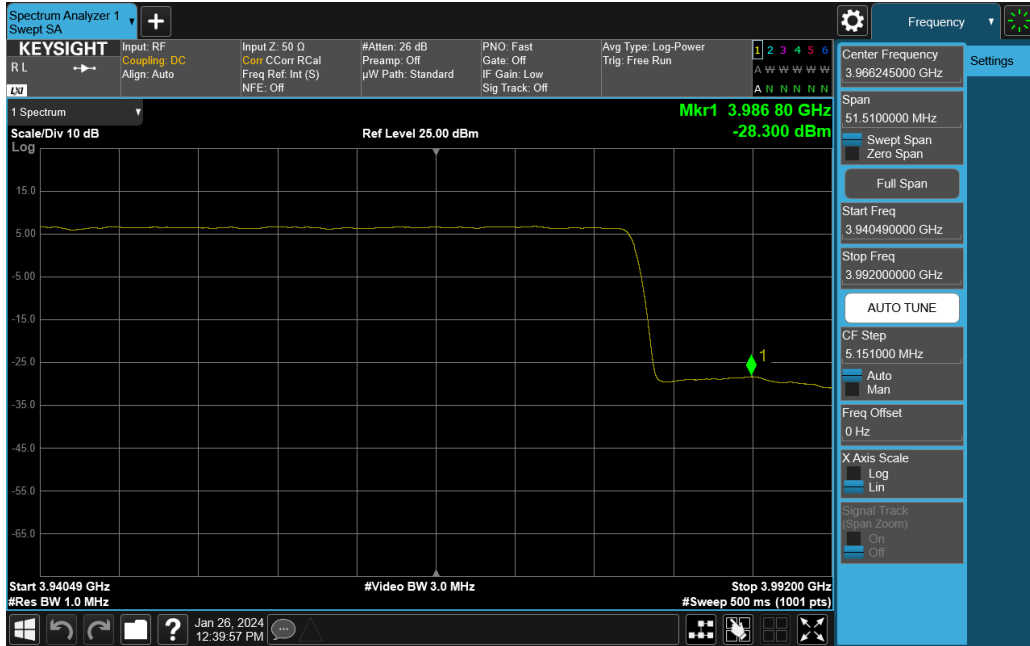


Plot 7-283. Lower ACP Plot (NR Band n77 - 80MHz DFT-s-OFDM QPSK – Full RB)

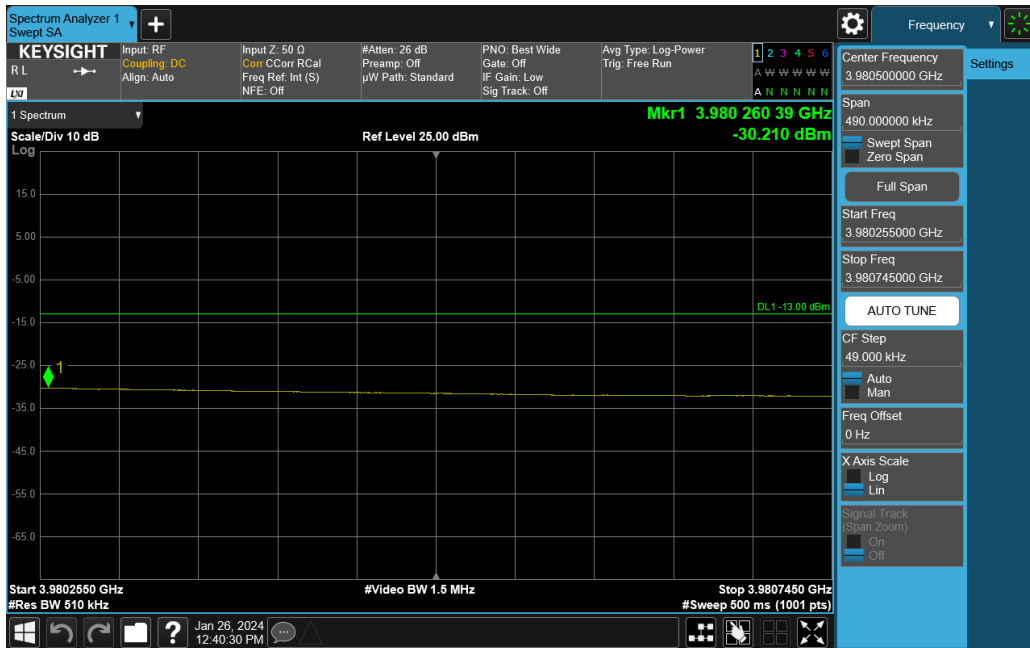


Plot 7-284. Lower ACP Plot (NR Band n77 - 80MHz DFT-s-OFDM QPSK – Full RB)

FCC ID: BCGA2903	PART 27 MEASUREMENT REPORT	Approved by: Technical Manager
Test Report S/N: 1C2311270064-11-R1.BCG	Test Dates: 10/1/2023 - 3/18/2024	EUT Type: Tablet Device
		Page 165 of 266

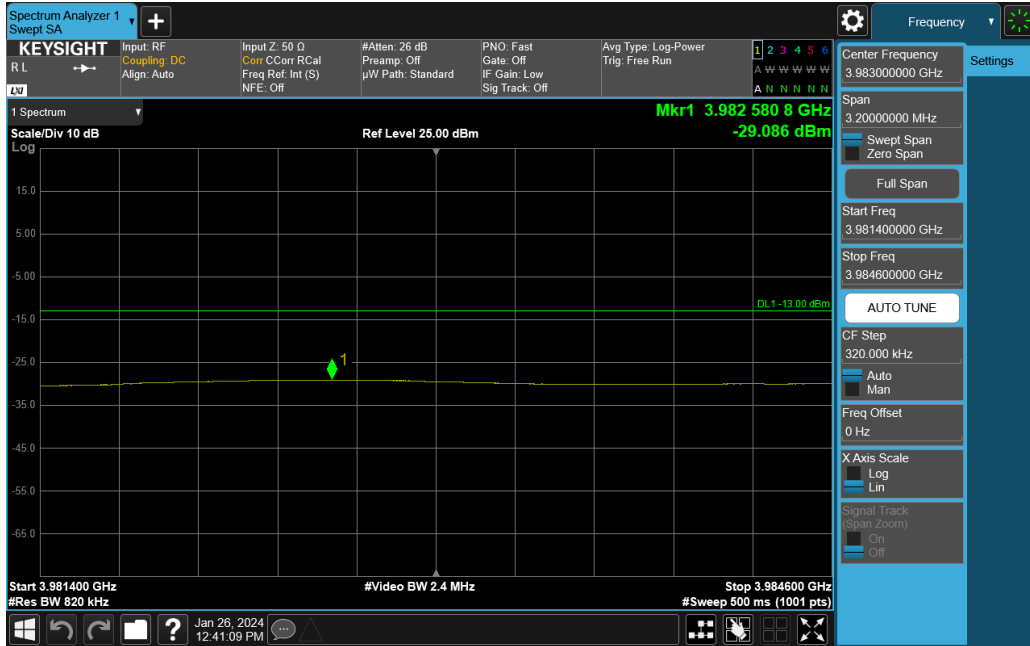


Plot 7-285. Upper ACP Plot (NR Band n77 - 80MHz DFT-s-OFDM QPSK – Full RB)

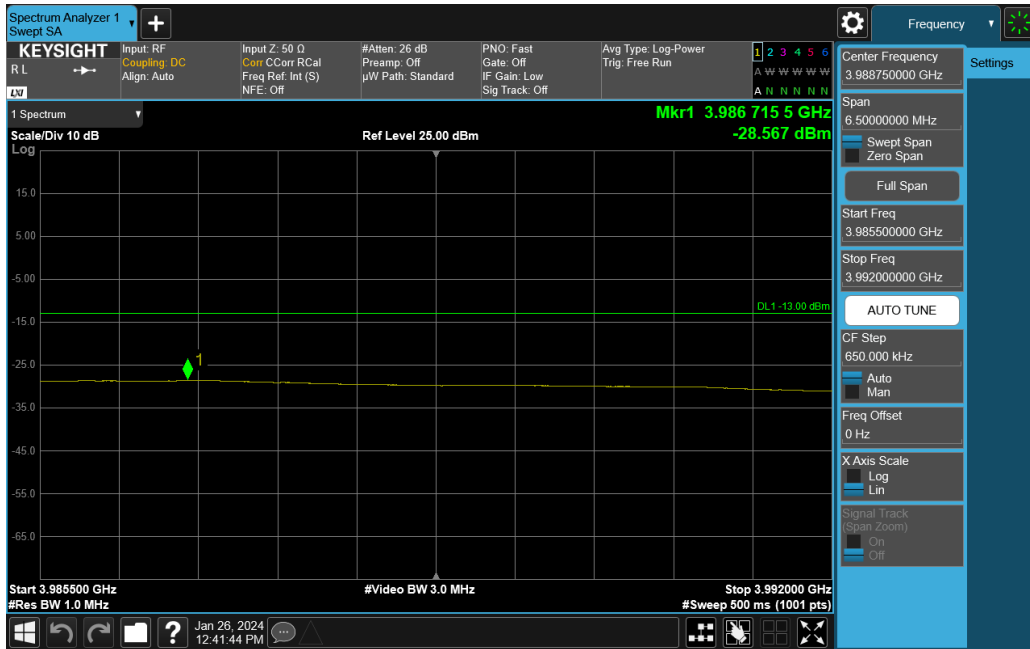


Plot 7-286. Upper ACP Plot (NR Band n77 - 80MHz DFT-s-OFDM QPSK – Full RB)

FCC ID: BCGA2903	PART 27 MEASUREMENT REPORT	Approved by: Technical Manager
Test Report S/N: 1C2311270064-11-R1.BCG	Test Dates: 10/1/2023 - 3/18/2024	EUT Type: Tablet Device
		Page 166 of 266

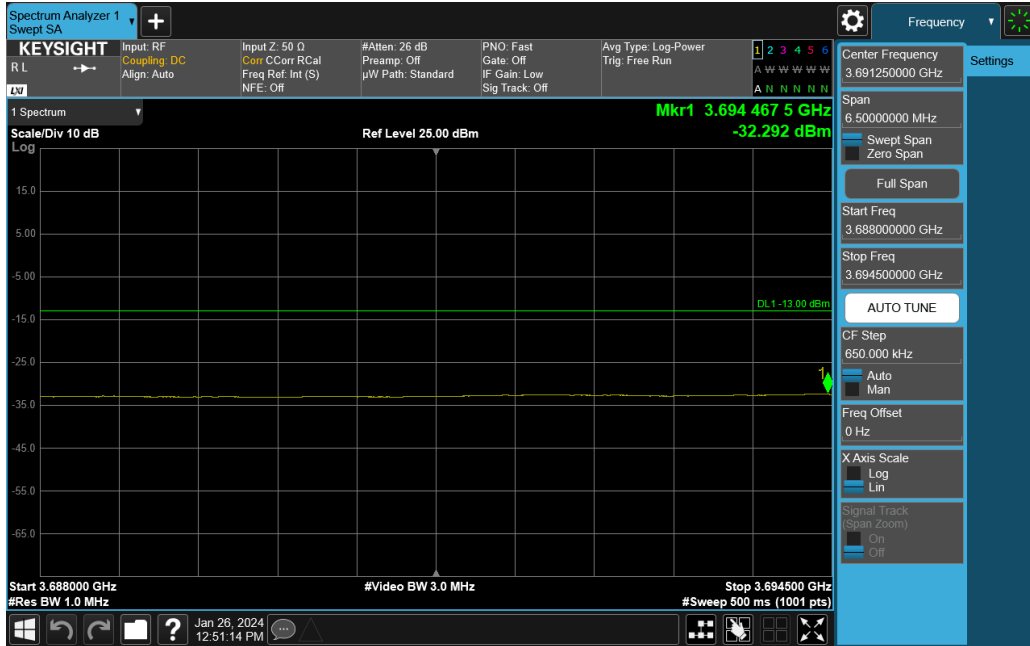


Plot 7-287. Upper ACP Plot (NR Band n77 - 80MHz DFT-s-OFDM QPSK – Full RB)

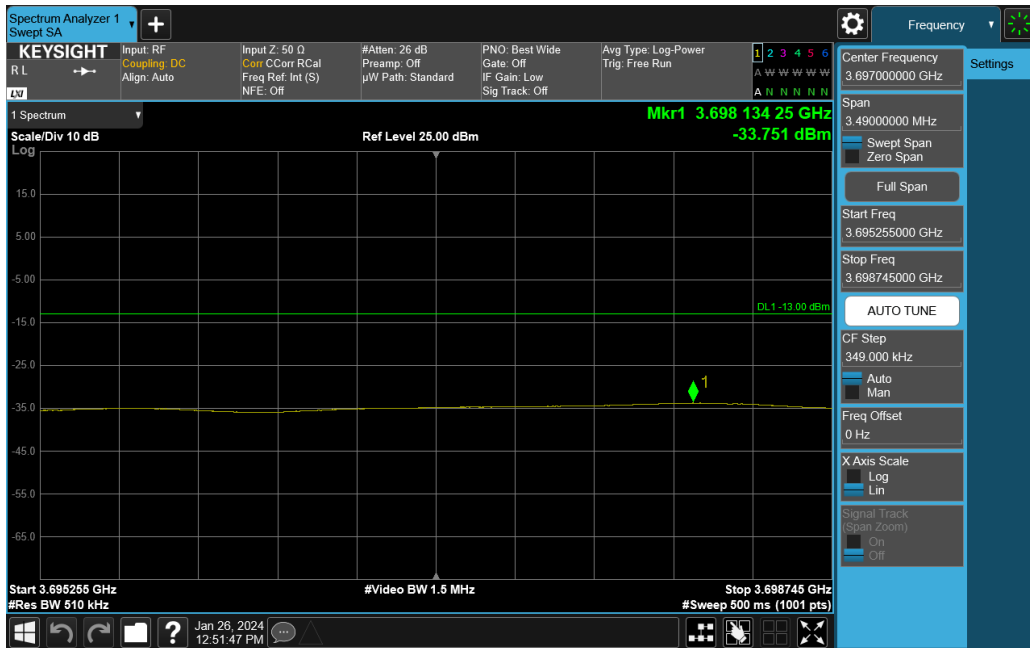


Plot 7-288. Upper ACP Plot (NR Band n77 - 80MHz DFT-s-OFDM QPSK – Full RB)

FCC ID: BCGA2903	PART 27 MEASUREMENT REPORT	Approved by: Technical Manager
Test Report S/N: 1C2311270064-11-R1.BCG	Test Dates: 10/1/2023 - 3/18/2024	EUT Type: Tablet Device
		Page 167 of 266

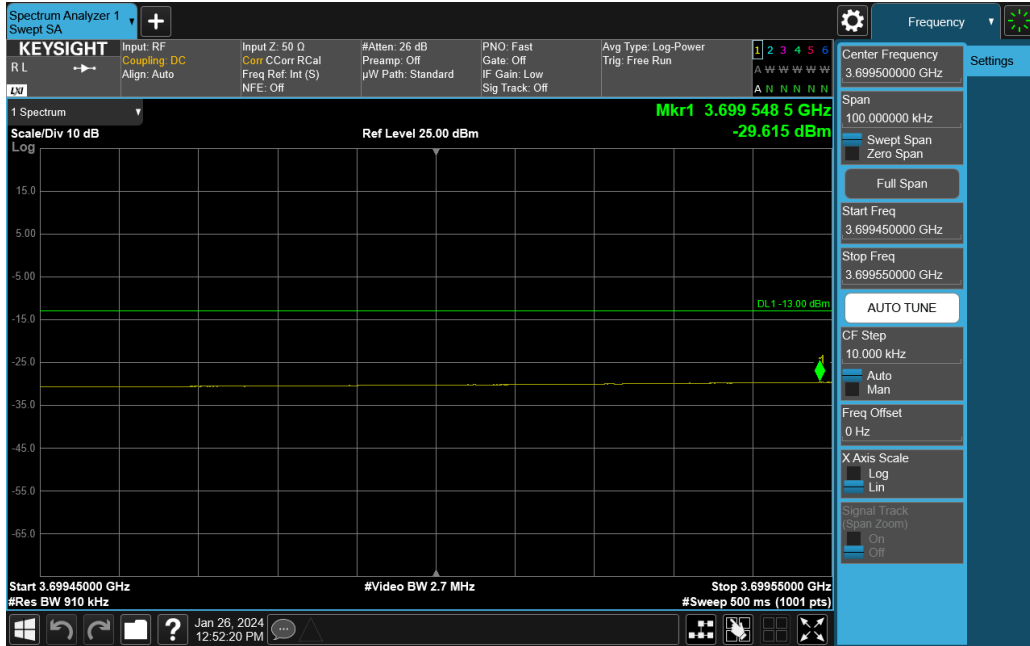


Plot 7-289. Lower ACP Plot (NR Band n77 - 90MHz DFT-s-OFDM QPSK – Full RB)

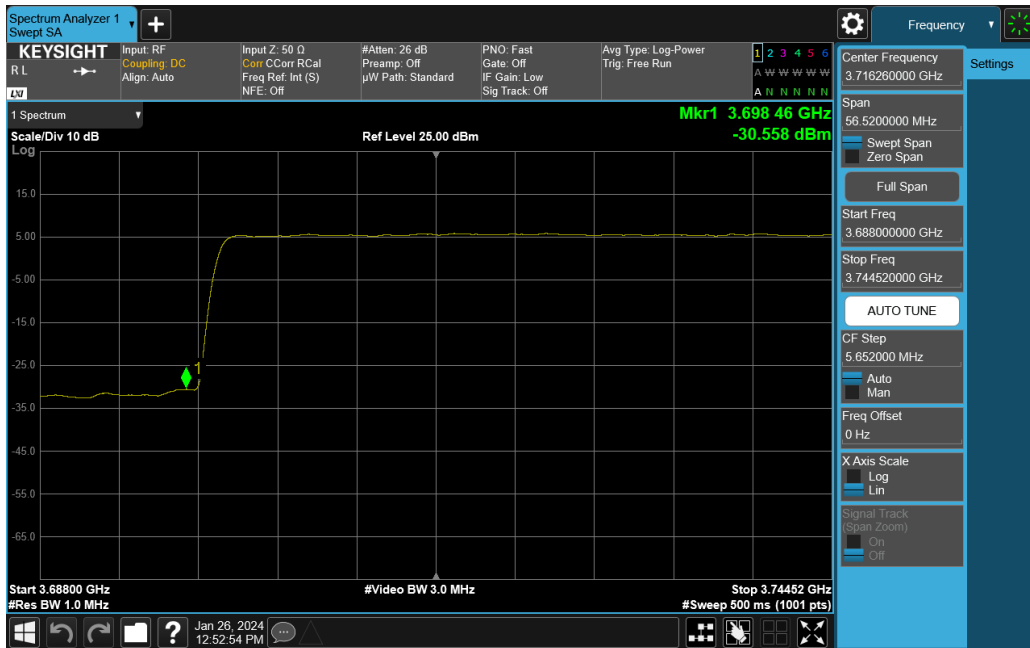


Plot 7-290. Lower ACP Plot (NR Band n77 - 90MHz DFT-s-OFDM QPSK – Full RB)

FCC ID: BCGA2903	PART 27 MEASUREMENT REPORT	Approved by: Technical Manager
Test Report S/N: 1C2311270064-11-R1.BCG	Test Dates: 10/1/2023 - 3/18/2024	EUT Type: Tablet Device
		Page 168 of 266

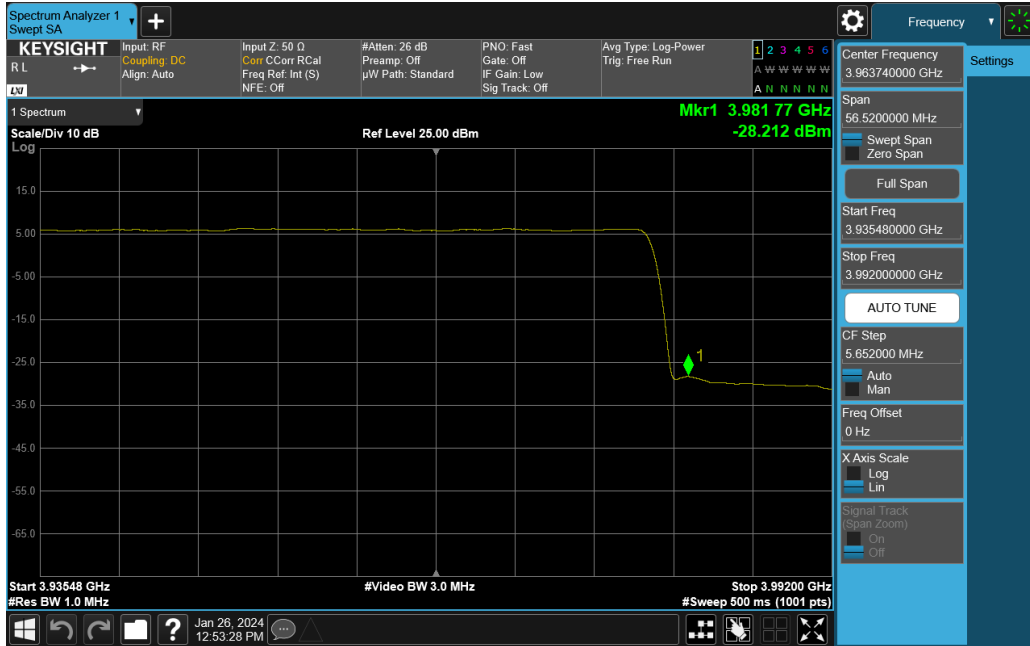


Plot 7-291. Lower ACP Plot (NR Band n77 - 90MHz DFT-s-OFDM QPSK – Full RB)

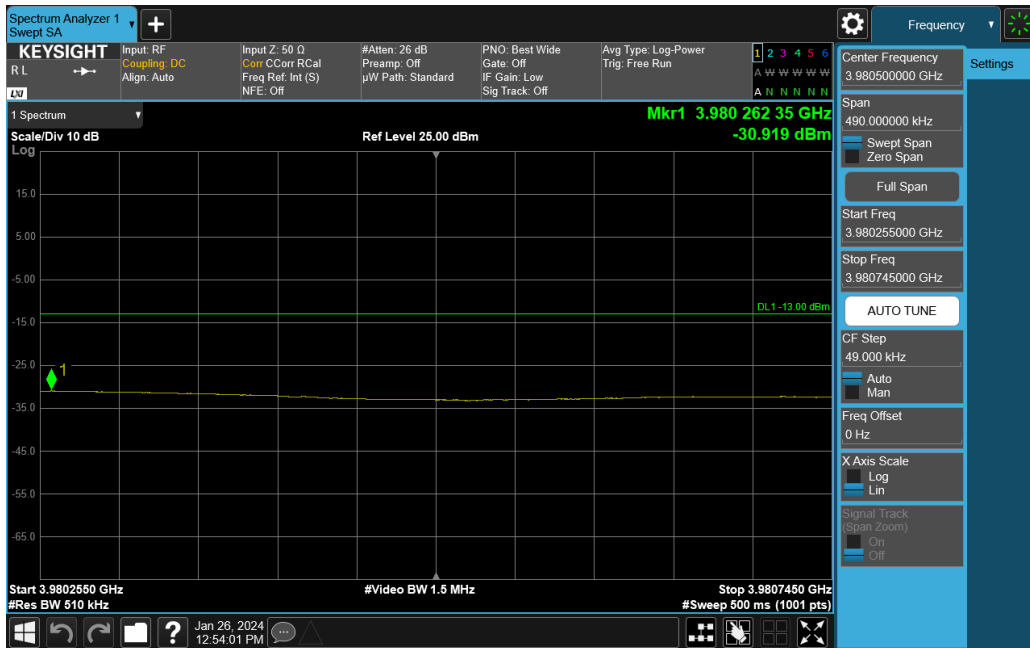


Plot 7-292. Lower ACP Plot (NR Band n77 - 90MHz DFT-s-OFDM QPSK – Full RB)

FCC ID: BCGA2903	PART 27 MEASUREMENT REPORT	Approved by: Technical Manager
Test Report S/N: 1C2311270064-11-R1.BCG	Test Dates: 10/1/2023 - 3/18/2024	EUT Type: Tablet Device
		Page 169 of 266

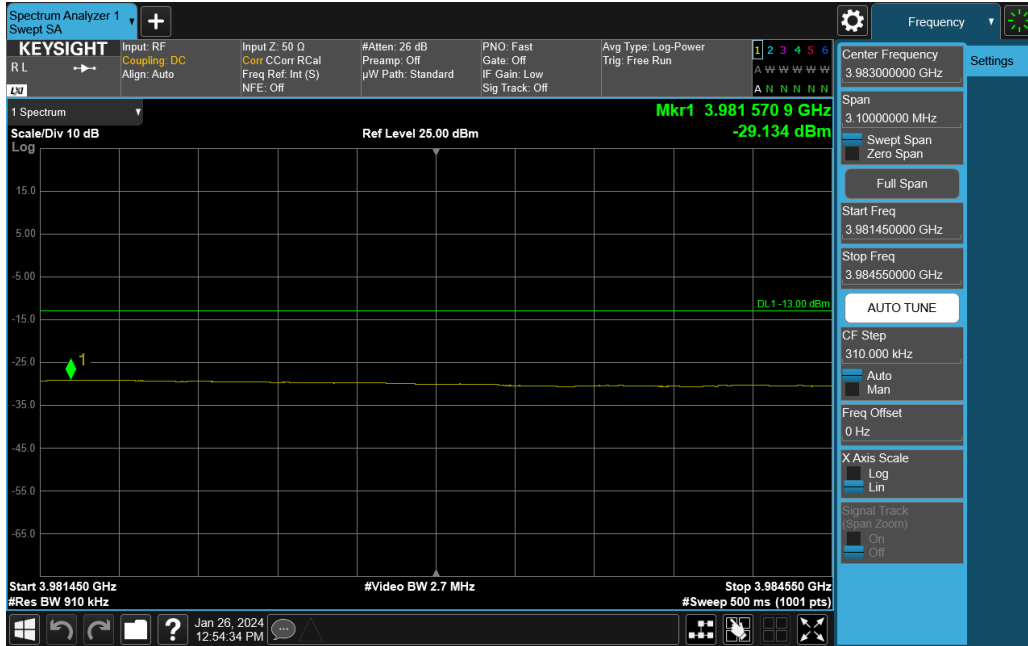


Plot 7-293. Upper ACP Plot (NR Band n77 - 90MHz DFT-s-OFDM QPSK – Full RB)

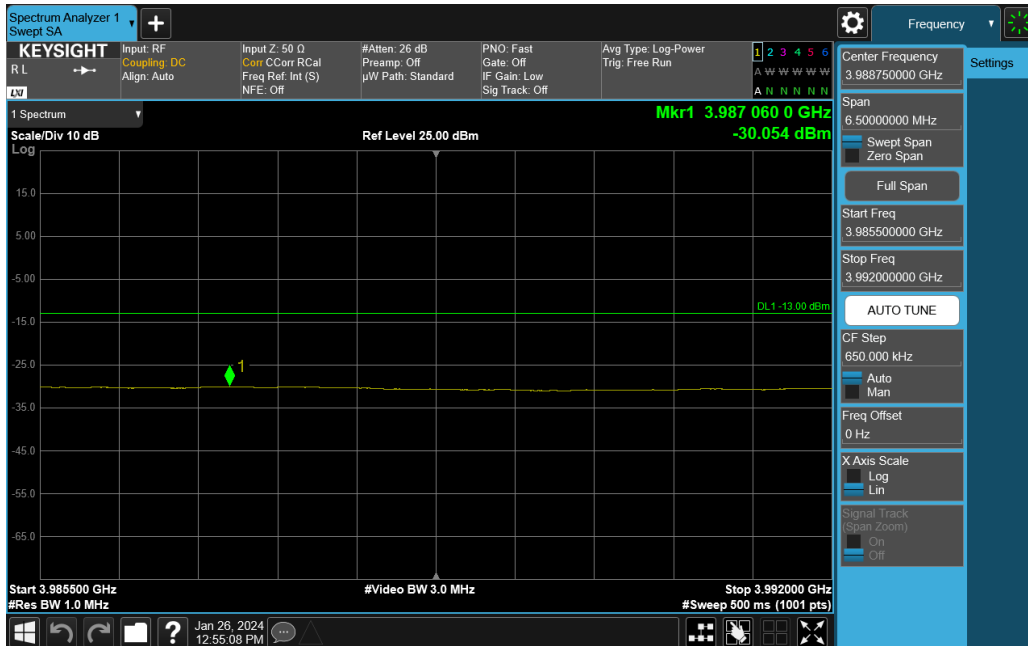


Plot 7-294. Upper ACP Plot (NR Band n77 - 90MHz DFT-s-OFDM QPSK – Full RB)

FCC ID: BCGA2903	PART 27 MEASUREMENT REPORT	Approved by: Technical Manager
Test Report S/N: 1C2311270064-11-R1.BCG	Test Dates: 10/1/2023 - 3/18/2024	EUT Type: Tablet Device
		Page 170 of 266

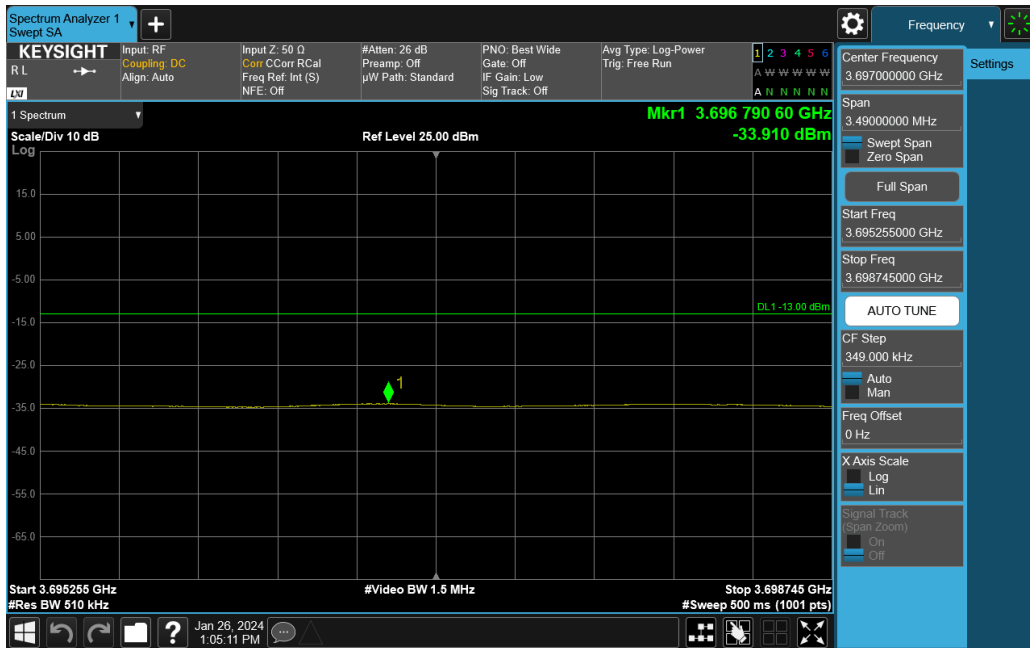
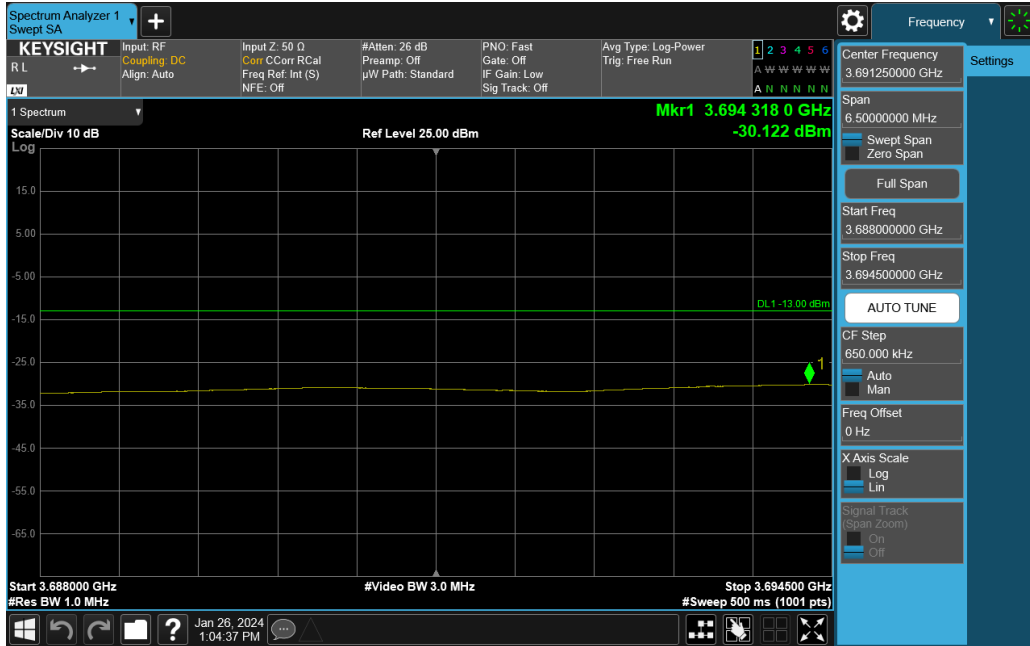


Plot 7-295. Upper ACP Plot (NR Band n77 - 90MHz DFT-s-OFDM QPSK – Full RB)

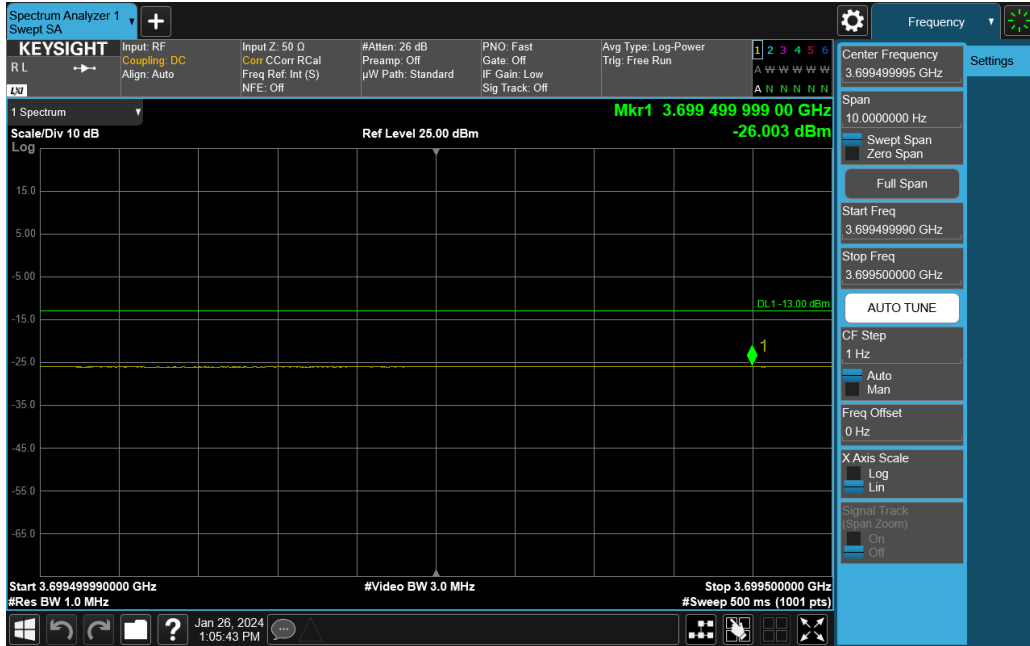


Plot 7-296. Upper ACP Plot (NR Band n77 - 90MHz DFT-s-OFDM QPSK – Full RB)

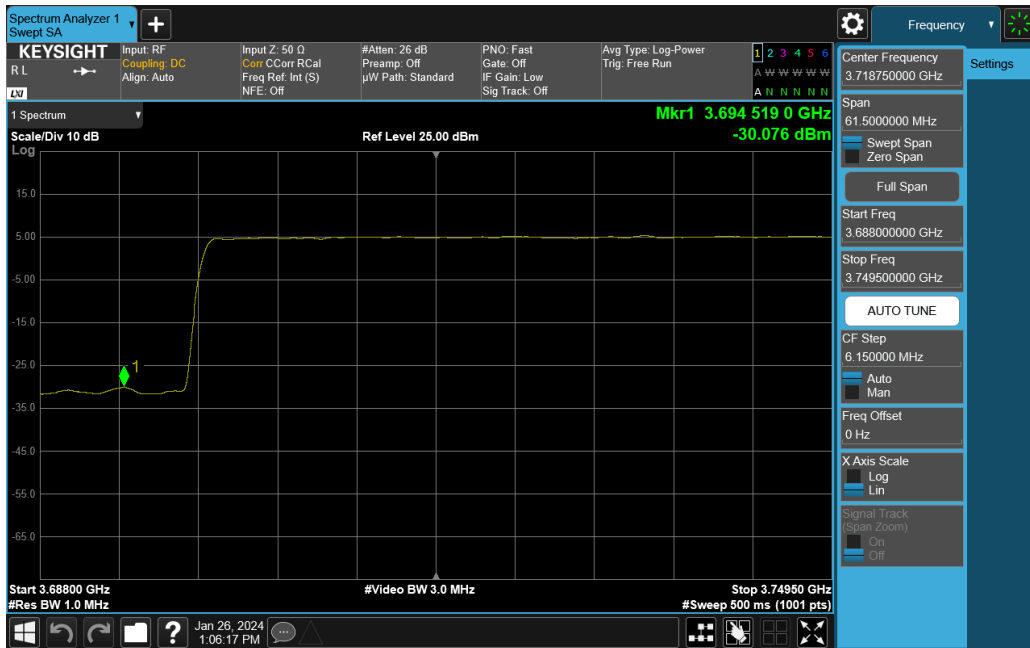
FCC ID: BCGA2903	PART 27 MEASUREMENT REPORT	Approved by: Technical Manager
Test Report S/N: 1C2311270064-11-R1.BCG	Test Dates: 10/1/2023 - 3/18/2024	EUT Type: Tablet Device
		Page 171 of 266



FCC ID: BCGA2903	PART 27 MEASUREMENT REPORT	Approved by: Technical Manager
Test Report S/N: 1C2311270064-11-R1.BCG	Test Dates: 10/1/2023 - 3/18/2024	EUT Type: Tablet Device
		Page 172 of 266

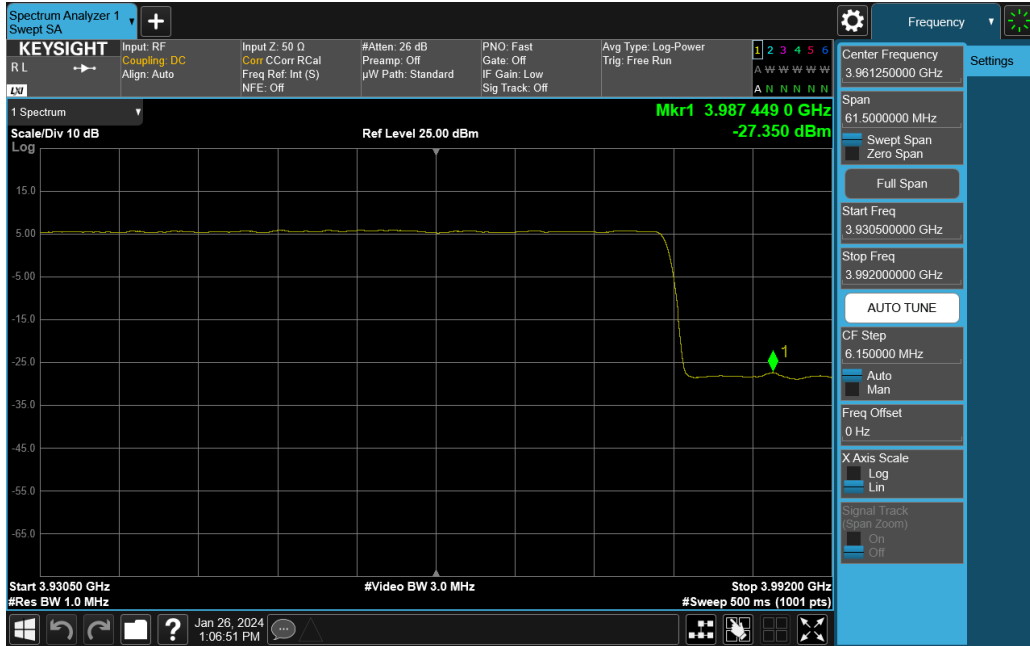


Plot 7-299. Lower ACP Plot (NR Band n77 - 100MHz DFT-s-OFDM QPSK – Full RB)

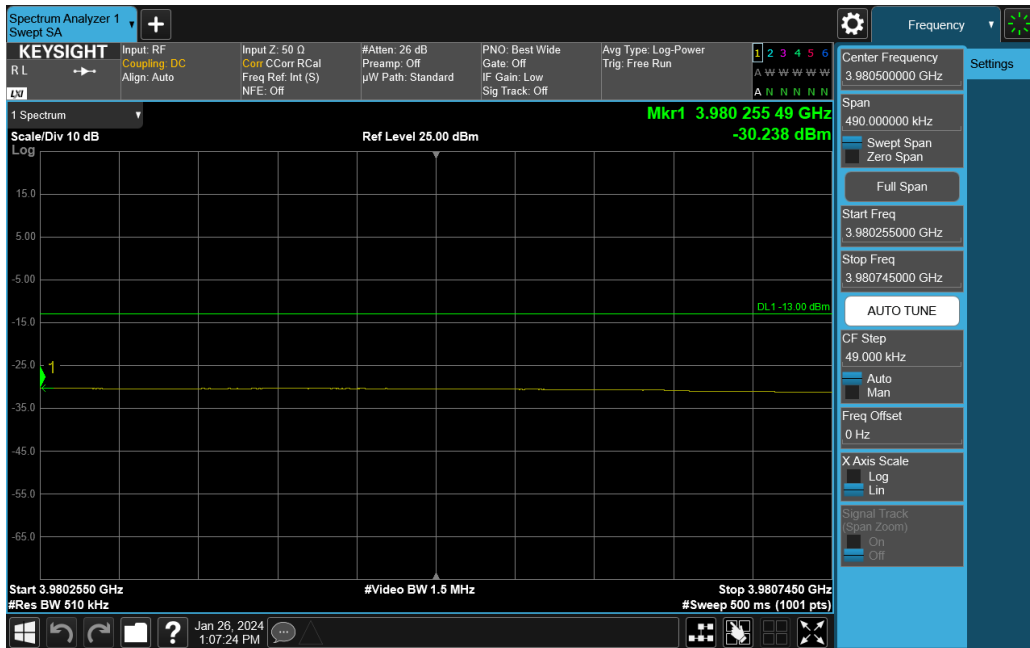


Plot 7-300. Lower ACP Plot (NR Band n77 - 100MHz DFT-s-OFDM QPSK – Full RB)

FCC ID: BCGA2903	PART 27 MEASUREMENT REPORT	Approved by: Technical Manager
Test Report S/N: 1C2311270064-11-R1.BCG	Test Dates: 10/1/2023 - 3/18/2024	EUT Type: Tablet Device
		Page 173 of 266

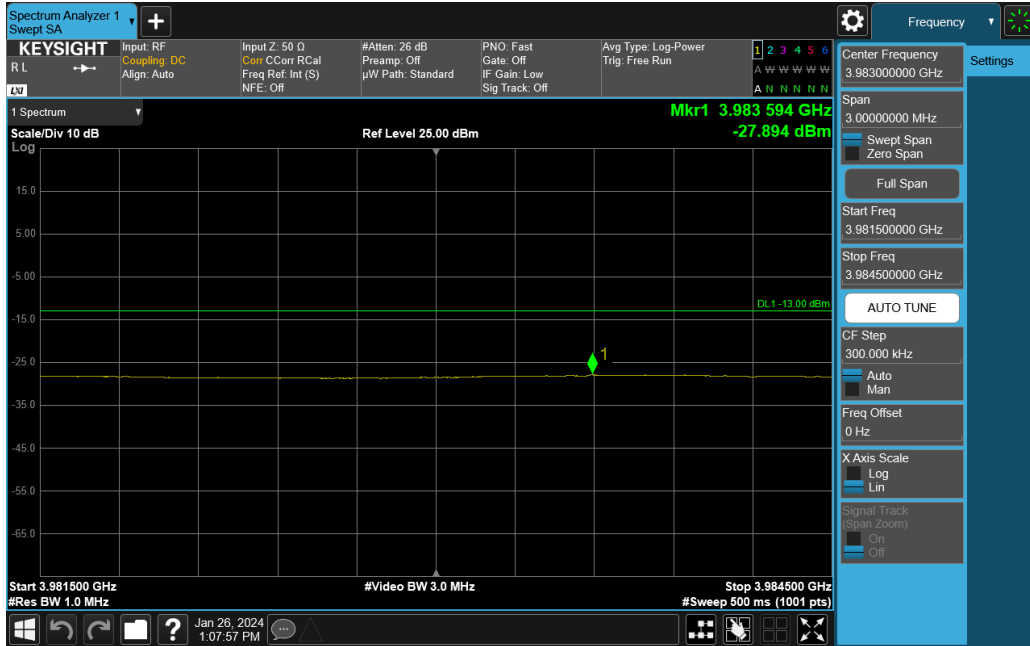


Plot 7-301. Upper ACP Plot (NR Band n77 - 100MHz DFT-s-OFDM QPSK – Full RB)

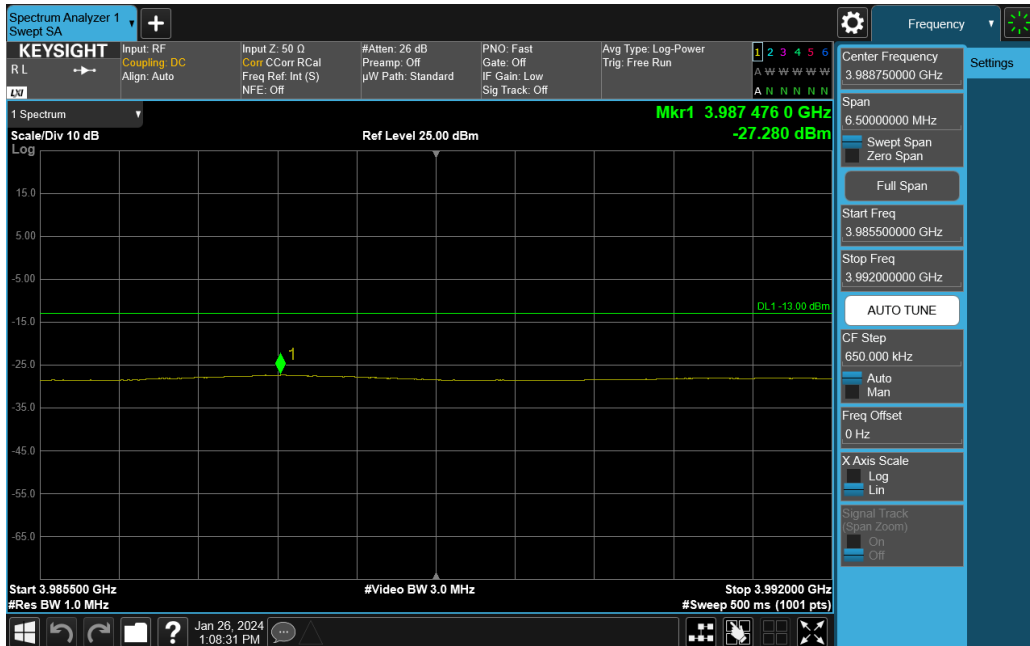


Plot 7-302. Upper ACP Plot (NR Band n77 - 100MHz DFT-s-OFDM QPSK – Full RB)

FCC ID: BCGA2903	PART 27 MEASUREMENT REPORT	Approved by: Technical Manager
Test Report S/N: 1C2311270064-11-R1.BCG	Test Dates: 10/1/2023 - 3/18/2024	Page 174 of 266
	EUT Type: Tablet Device	



Plot 7-303. Upper ACP Plot (NR Band n77 - 100MHz DFT-s-OFDM QPSK – Full RB)



Plot 7-304. Upper ACP Plot (NR Band n77 - 100MHz DFT-s-OFDM QPSK – Full RB)

FCC ID: BCGA2903	PART 27 MEASUREMENT REPORT	Approved by: Technical Manager
Test Report S/N: 1C2311270064-11-R1.BCG	Test Dates: 10/1/2023 - 3/18/2024	EUT Type: Tablet Device
		Page 175 of 266

7.5 Peak-Average Ratio

§27.50(k)(4), §27.50(j)(4):

Test Overview

A peak to average ratio measurement is performed at the conducted port of the EUT. The spectrum analyzers Complementary Cumulative Distribution Function (CCDF) measurement profile is used to determine the largest deviation between the average and the peak power of the EUT in a given bandwidth. The CCDF curve shows how much time the peak waveform spends at or above a given average power level. The percent of time the signal spends at or above the level defines the probability for that particular power level. All ports were tested and only the worst case data were reported.

Test Procedure Used

KDB 971168 D01 v03r01 – Section 5.7.1

Test Settings

1. The signal analyzer's CCDF measurement profile is enabled
2. Frequency = carrier center frequency
3. Measurement BW \geq OBW or specified reference bandwidth
4. The signal analyzer was set to collect one million samples to generate the CCDF curve
5. The measurement interval was set depending on the type of signal analyzed. For continuous signals (>98% duty cycle), the measurement interval was set to 1ms. For burst transmissions, the spectrum analyzer is set to use an internal "RF Burst" trigger that is synced with an incoming pulse and the measurement interval is set to less than the duration of the "on time" of one burst to ensure that energy is only captured during a time in which the transmitter is operating at maximum power

Test Setup

The EUT and measurement equipment were set up as shown in the diagram below.

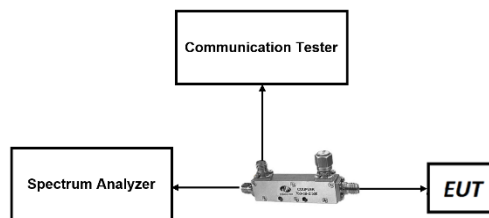



Figure 7-4. Test Instrument & Measurement Setup

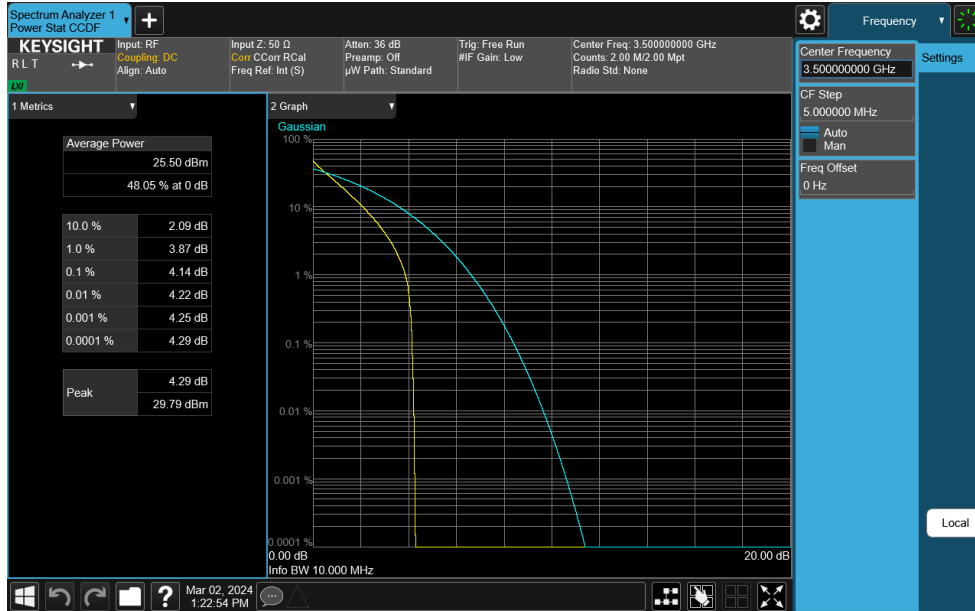
Test Notes

None.

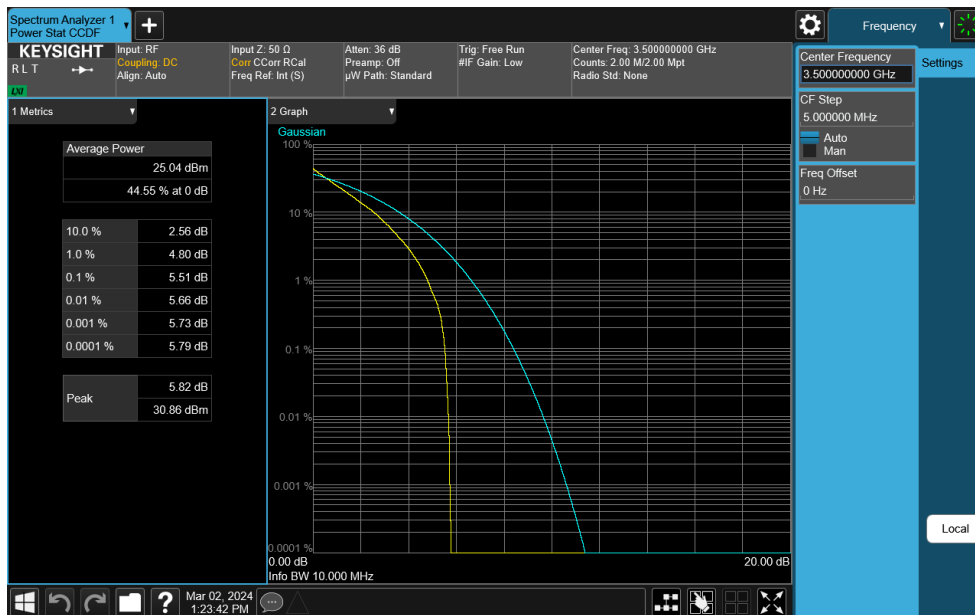
FCC ID: BCGA2903	 PART 27 MEASUREMENT REPORT	Approved by: Technical Manager
Test Report S/N: 1C2311270064-11-R1.BCG	Test Dates: 10/1/2023 - 3/18/2024	EUT Type: Tablet Device
		Page 176 of 266

V2.2 09/07/2023

NR Band n77 DoD-Band

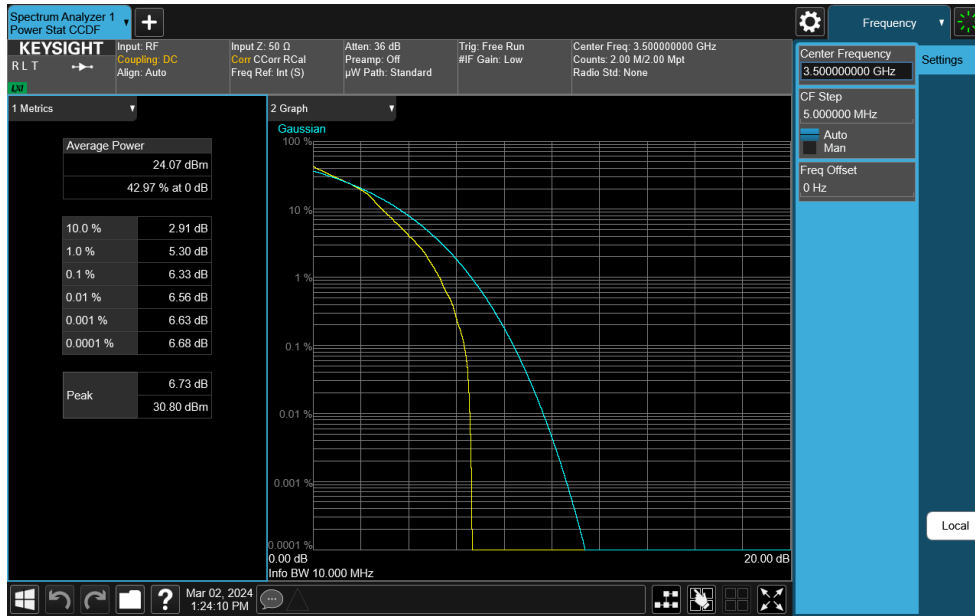


Plot 7-305. PAR Plot (NR Band n77 - 10MHz DFT-s-OFDM $\pi/2$ BPSK - Full RB)

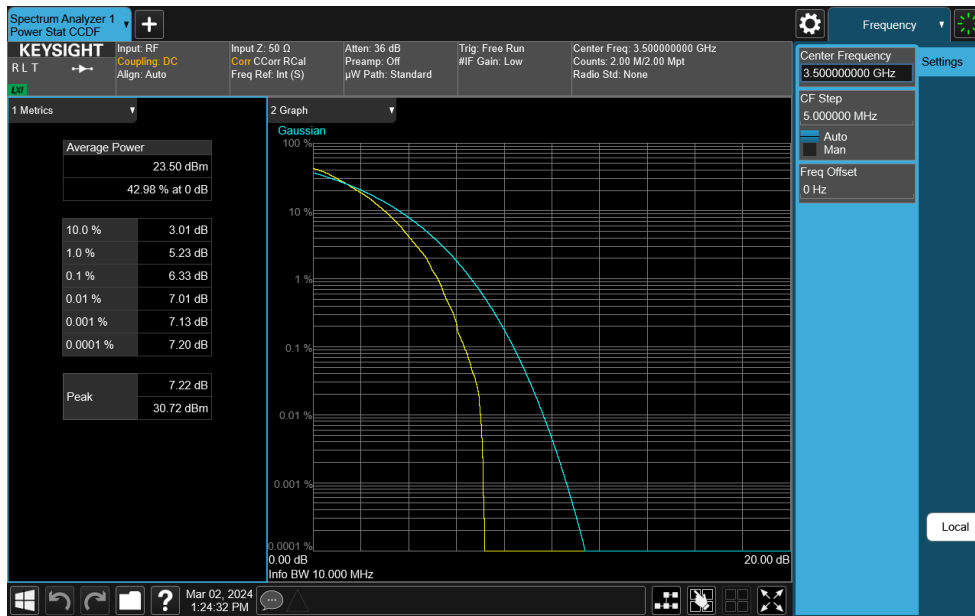


Plot 7-306. PAR Plot (NR Band n77 - 10MHz DFT-s-OFDM QPSK - Full RB)

FCC ID: BCGA2903	PART 27 MEASUREMENT REPORT	Approved by: Technical Manager
Test Report S/N: 1C2311270064-11-R1.BCG	Test Dates: 10/1/2023 - 3/18/2024	EUT Type: Tablet Device
		Page 177 of 266

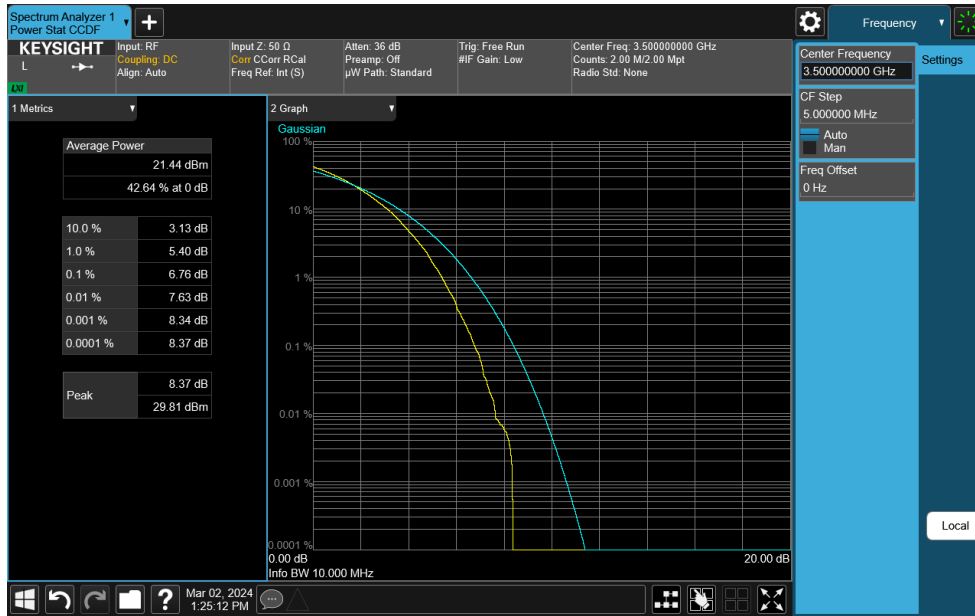


Plot 7-307. PAR Plot (NR Band n77 - 10MHz DFT-s-OFDM 16-QAM - Full RB)

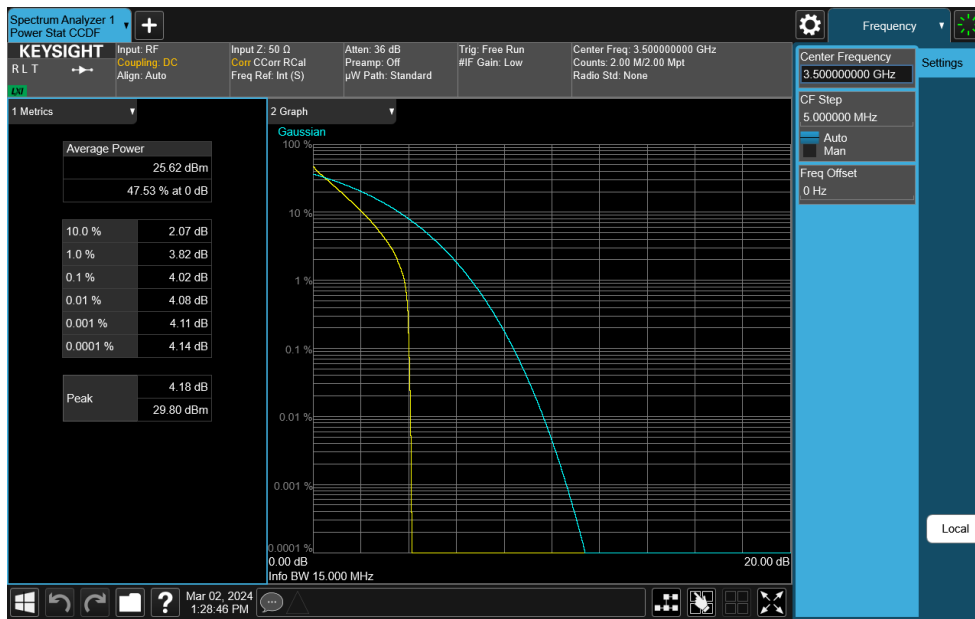


Plot 7-308. PAR Plot (NR Band n77 - 10MHz DFT-s-OFDM 64-QAM - Full RB)

FCC ID: BCGA2903	PART 27 MEASUREMENT REPORT	Approved by: Technical Manager
Test Report S/N: 1C2311270064-11-R1.BCG	Test Dates: 10/1/2023 - 3/18/2024	EUT Type: Tablet Device
		Page 178 of 266

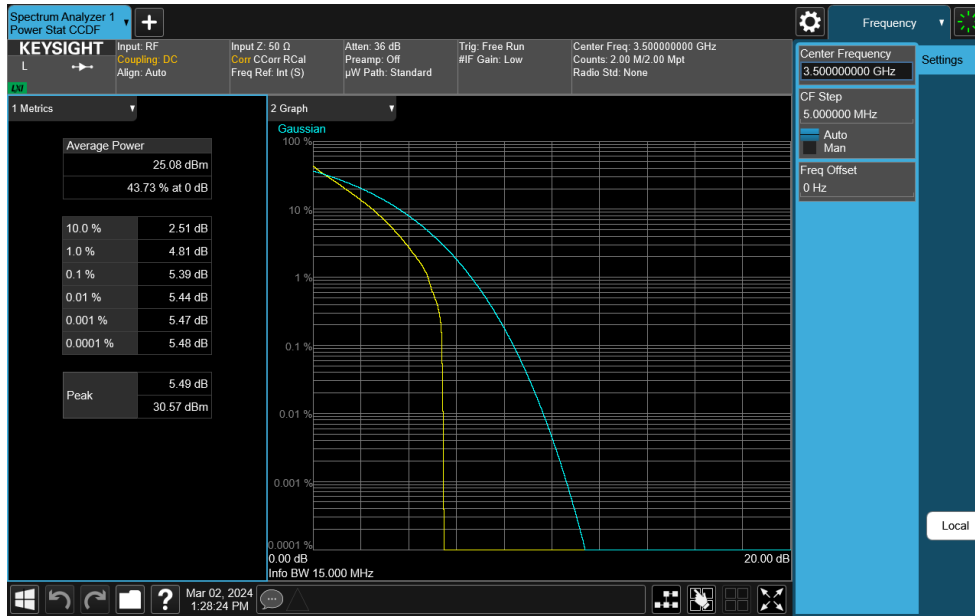


Plot 7-309. PAR Plot (NR Band n77 - 10MHz DFT-s-OFDM 256-QAM - Full RB)

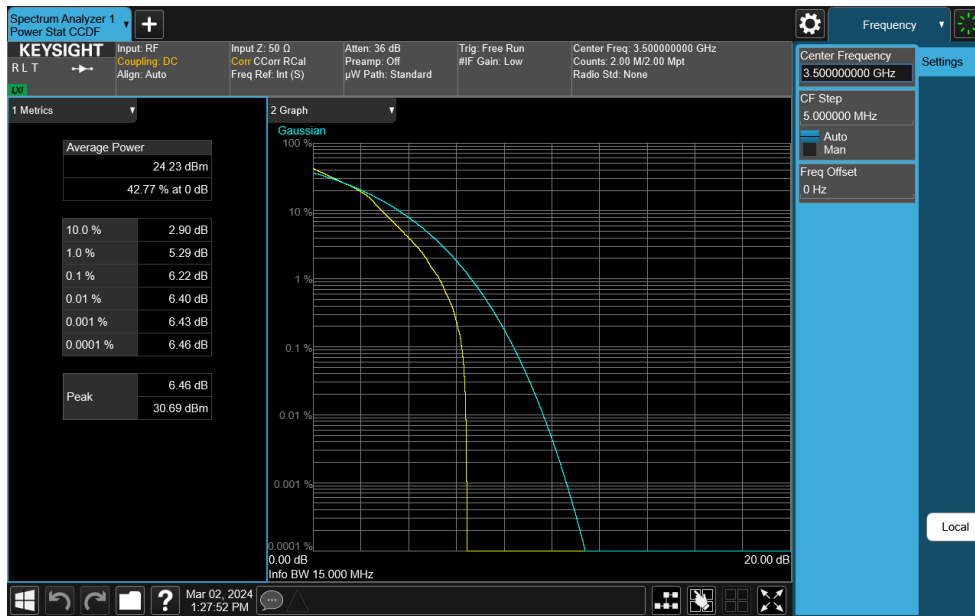


Plot 7-310. PAR Plot (NR Band n77 - 15MHz DFT-s-OFDM $\pi/2$ BPSK - Full RB)

FCC ID: BCGA2903	PART 27 MEASUREMENT REPORT	Approved by: Technical Manager
Test Report S/N: 1C2311270064-11-R1.BCG	Test Dates: 10/1/2023 - 3/18/2024	EUT Type: Tablet Device
		Page 179 of 266

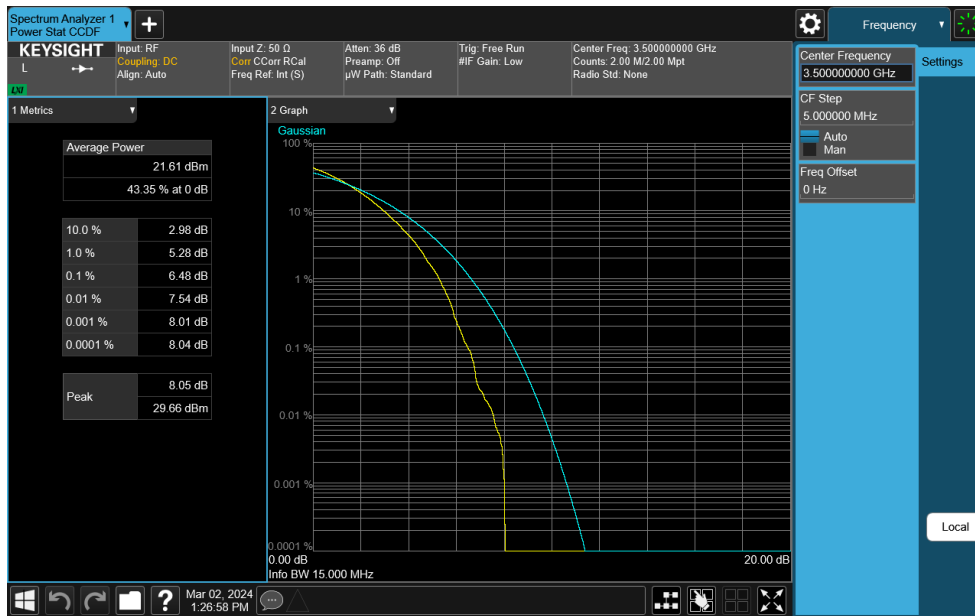
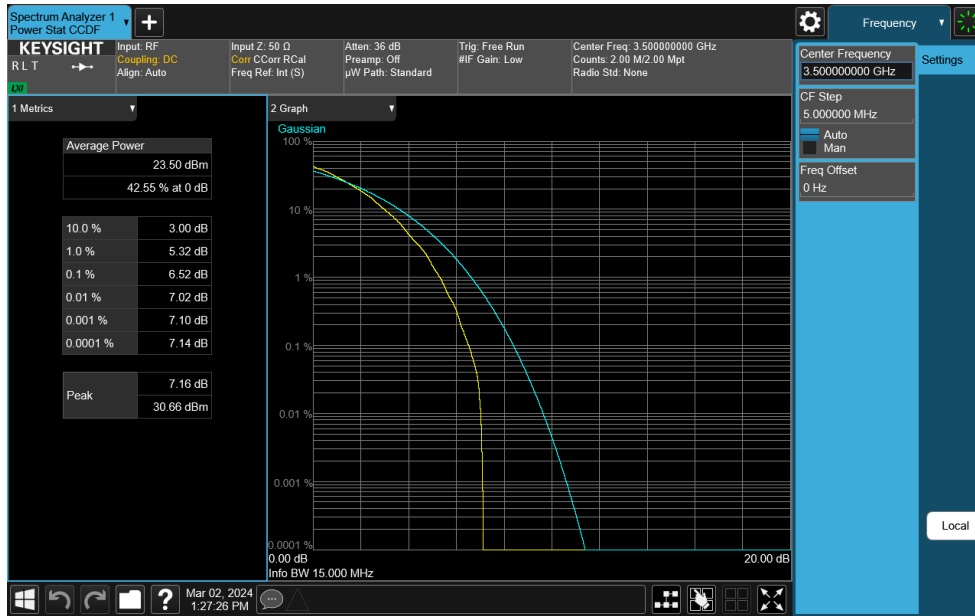


Plot 7-311. PAR Plot (NR Band n77 - 15MHz DFT-s-OFDM QPSK - Full RB)

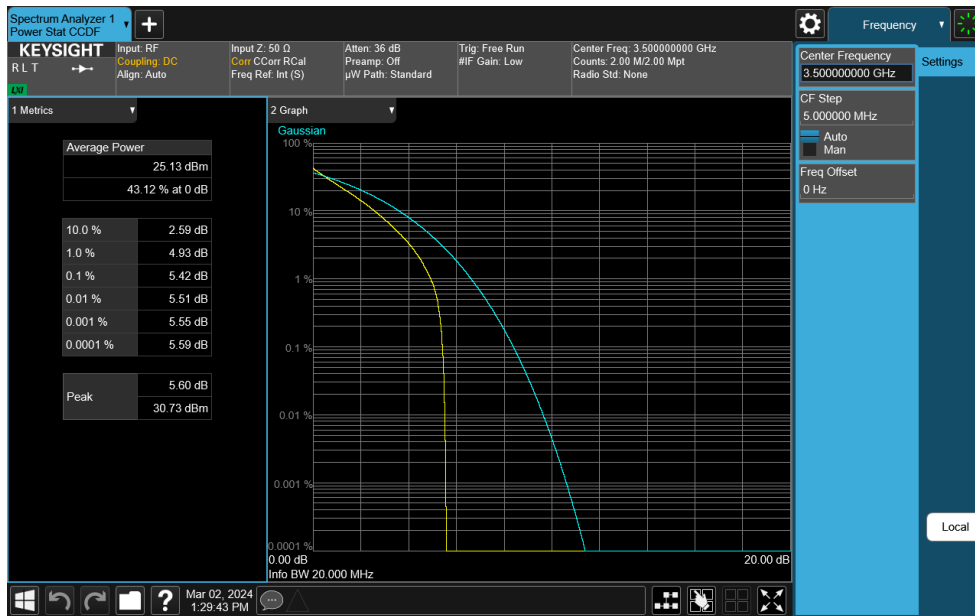
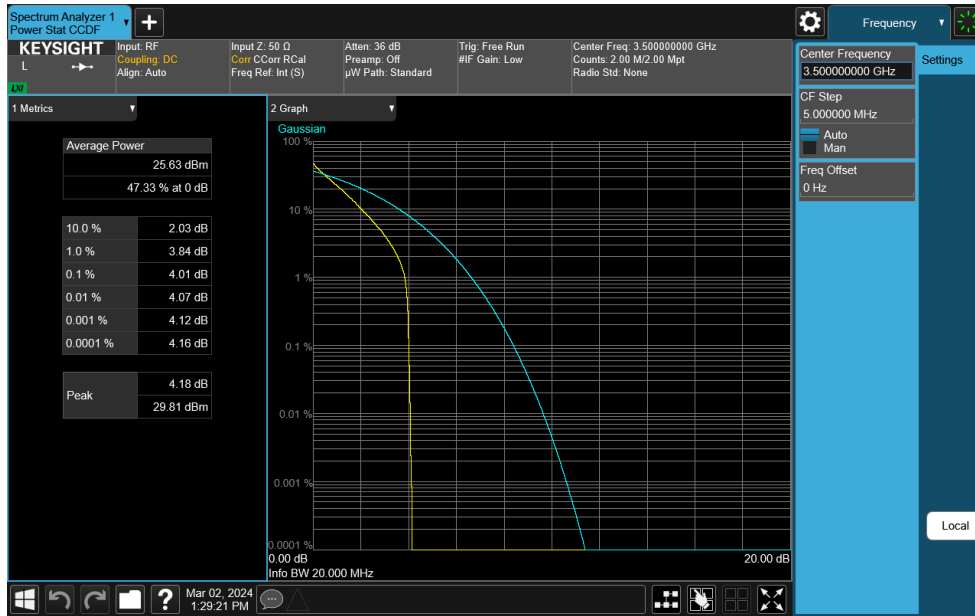


Plot 7-312. PAR Plot (NR Band n77 - 15MHz DFT-s-OFDM 16-QAM - Full RB)

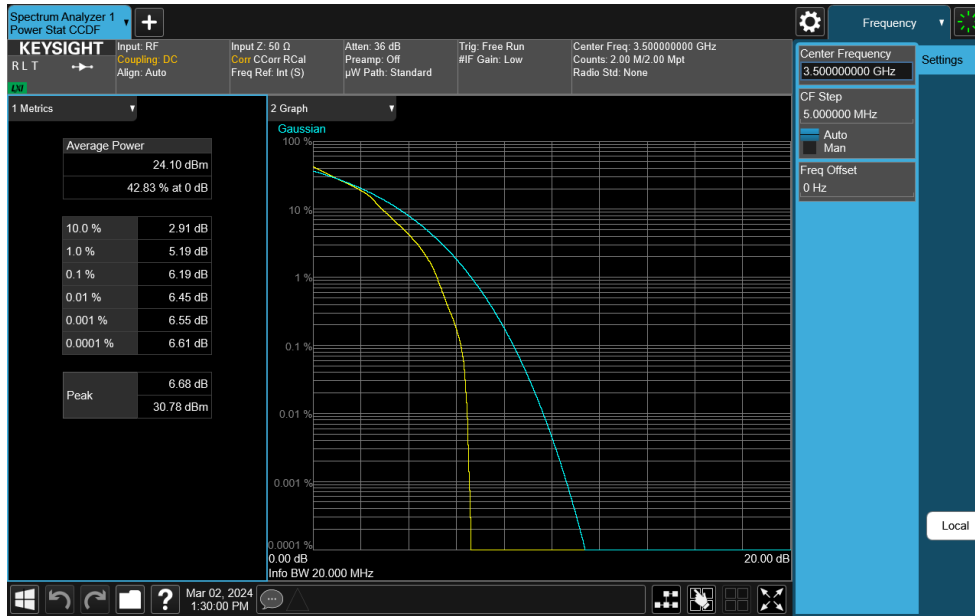
FCC ID: BCGA2903	PART 27 MEASUREMENT REPORT	Approved by: Technical Manager
Test Report S/N: 1C2311270064-11-R1.BCG	Test Dates: 10/1/2023 - 3/18/2024	EUT Type: Tablet Device
		Page 180 of 266



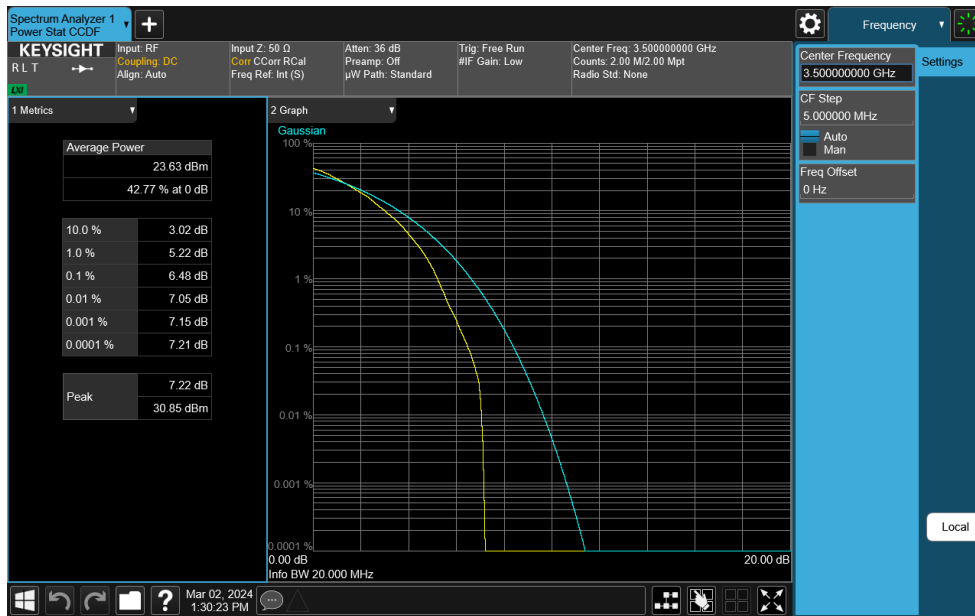
FCC ID: BCGA2903	PART 27 MEASUREMENT REPORT	Approved by: Technical Manager
Test Report S/N: 1C2311270064-11-R1.BCG	Test Dates: 10/1/2023 - 3/18/2024	EUT Type: Tablet Device
		Page 181 of 266



FCC ID: BCGA2903	PART 27 MEASUREMENT REPORT	Approved by: Technical Manager
Test Report S/N: 1C2311270064-11-R1.BCG	Test Dates: 10/1/2023 - 3/18/2024	EUT Type: Tablet Device
		Page 182 of 266

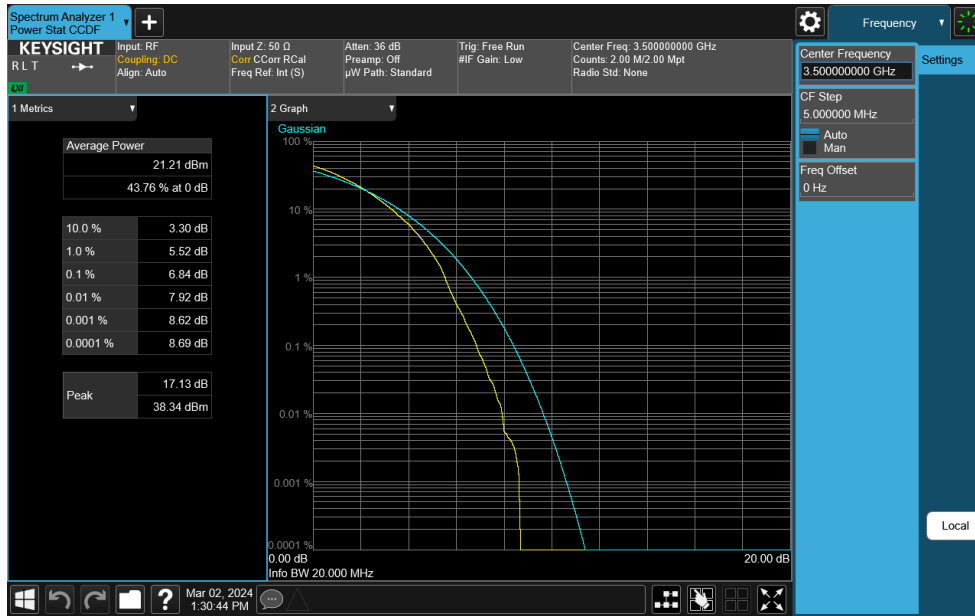


Plot 7-317. PAR Plot (NR Band n77 - 20MHz DFT-s-OFDM 16-QAM - Full RB)

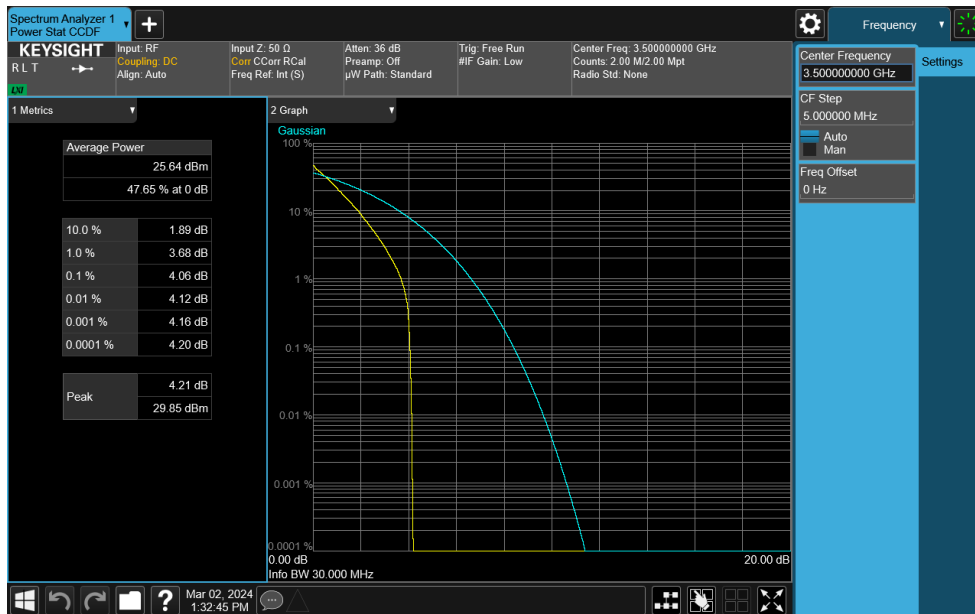


Plot 7-318. PAR Plot (NR Band n77 - 20MHz DFT-s-OFDM 64-QAM - Full RB)

FCC ID: BCGA2903	PART 27 MEASUREMENT REPORT	Approved by: Technical Manager
Test Report S/N: 1C2311270064-11-R1.BCG	Test Dates: 10/1/2023 - 3/18/2024	EUT Type: Tablet Device
		Page 183 of 266

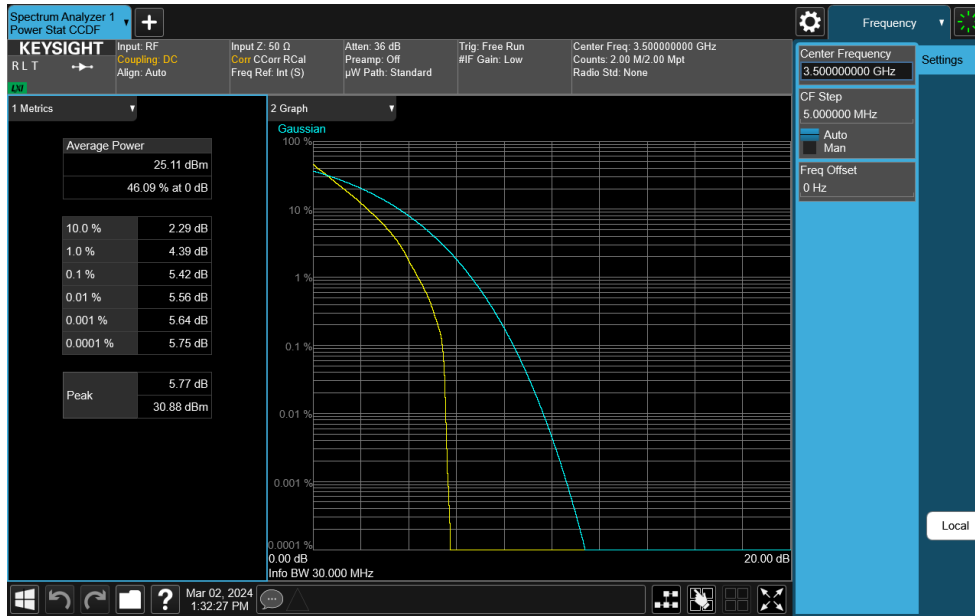


Plot 7-319. PAR Plot (NR Band n77 - 20MHz DFT-s-OFDM 256-QAM - Full RB)

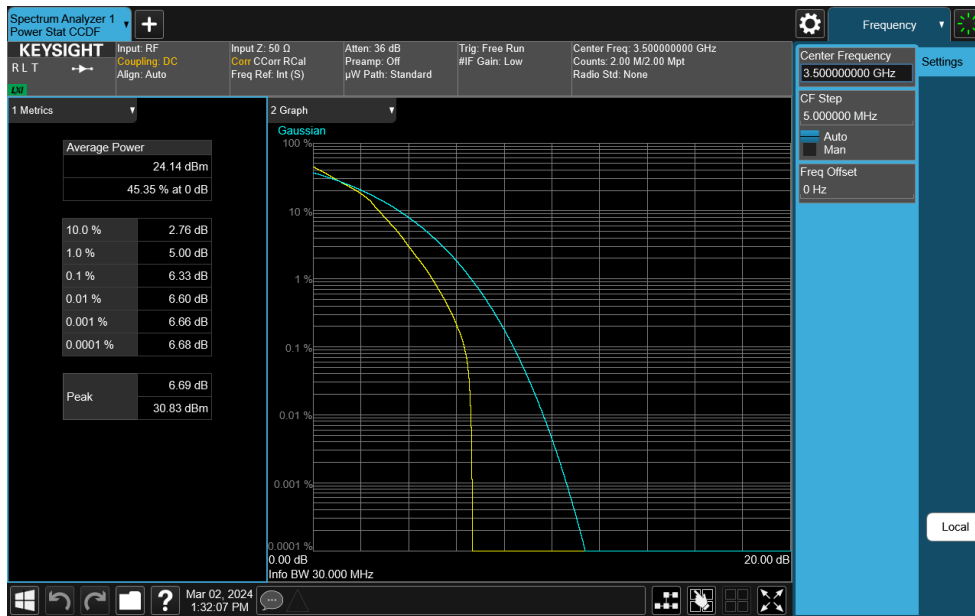


Plot 7-320. PAR Plot (NR Band n77 - 30MHz DFT-s-OFDM $\pi/2$ BPSK - Full RB)

FCC ID: BCGA2903	PART 27 MEASUREMENT REPORT	Approved by: Technical Manager
Test Report S/N: 1C2311270064-11-R1.BCG	Test Dates: 10/1/2023 - 3/18/2024	EUT Type: Tablet Device
		Page 184 of 266

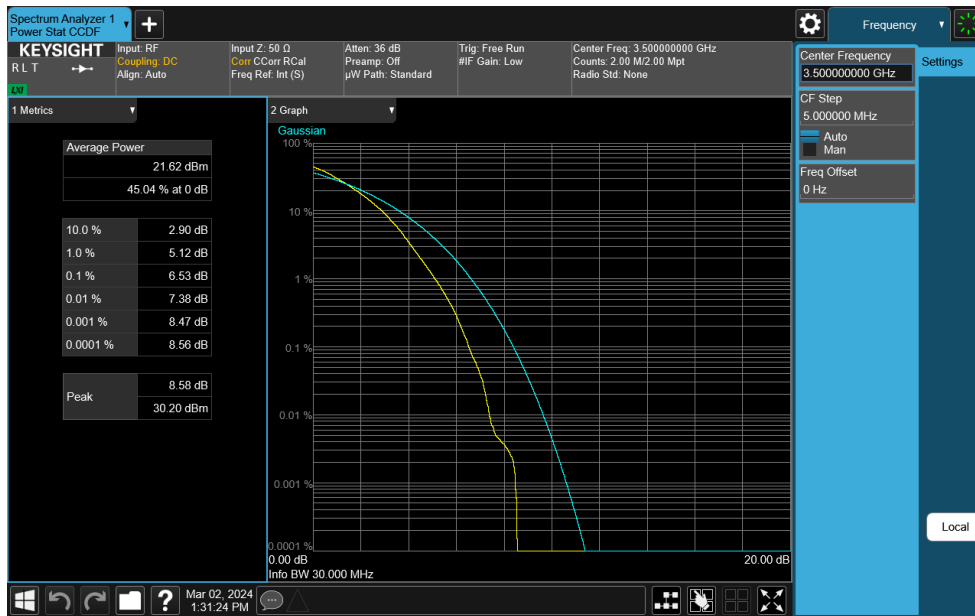
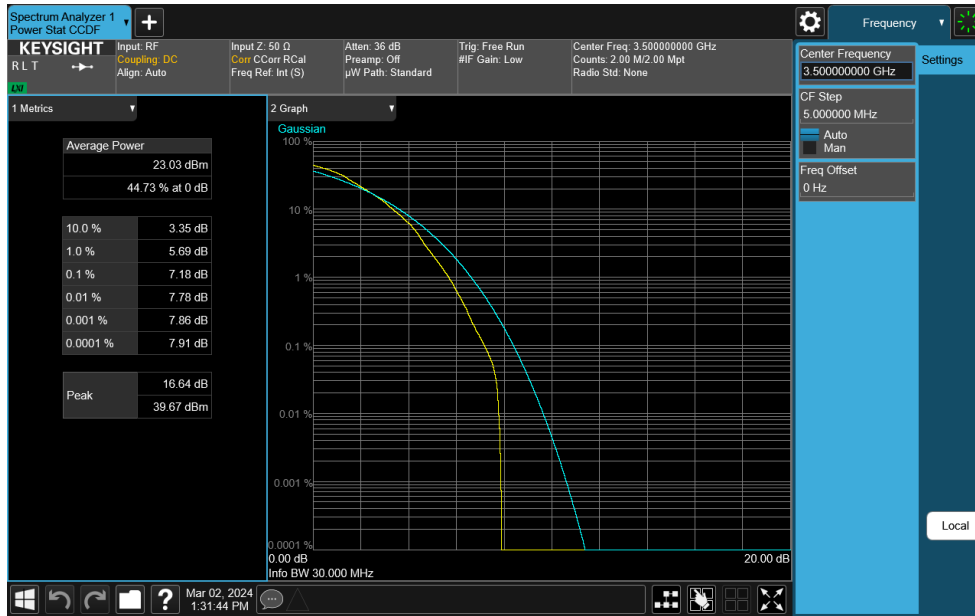


Plot 7-321. PAR Plot (NR Band n77 - 30MHz DFT-s-OFDM QPSK - Full RB)

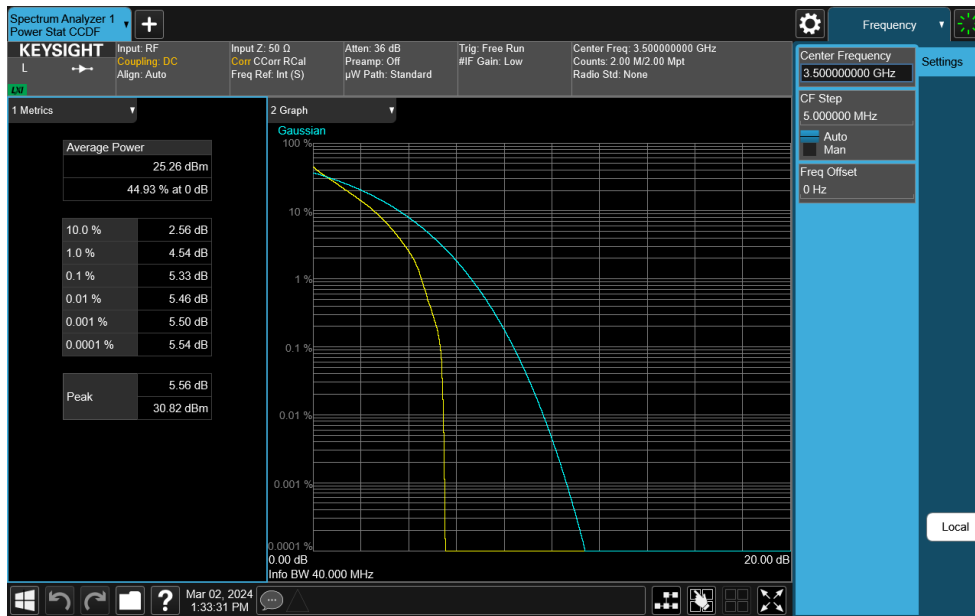
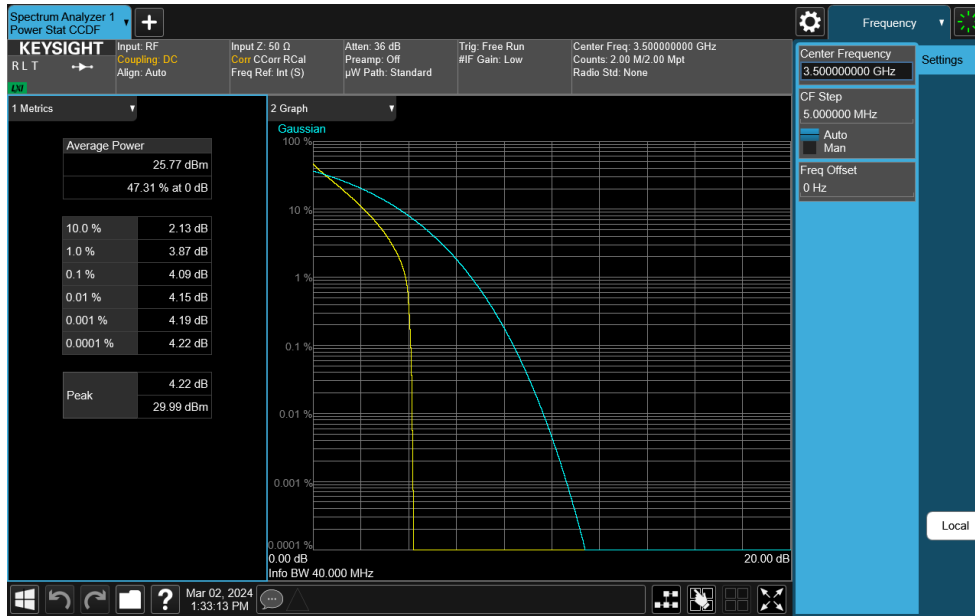


Plot 7-322. PAR Plot (NR Band n77 - 30MHz DFT-s-OFDM 16-QAM - Full RB)

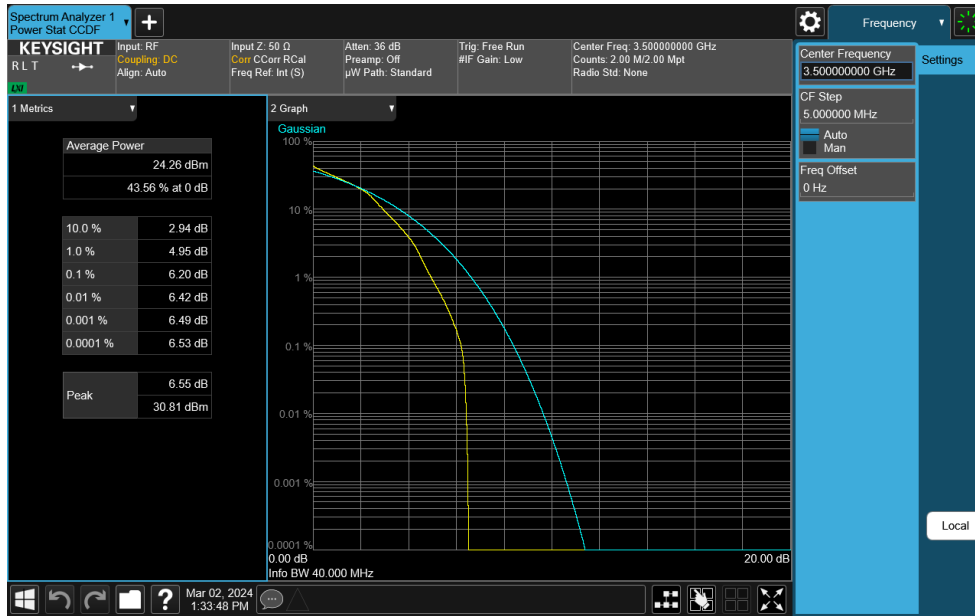
FCC ID: BCGA2903	PART 27 MEASUREMENT REPORT	Approved by: Technical Manager
Test Report S/N: 1C2311270064-11-R1.BCG	Test Dates: 10/1/2023 - 3/18/2024	EUT Type: Tablet Device
		Page 185 of 266



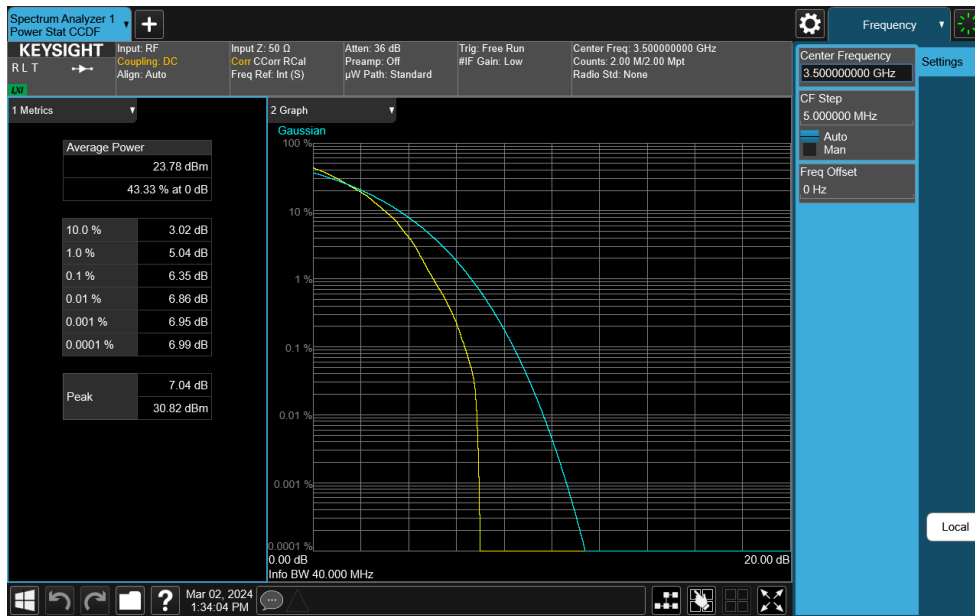
FCC ID: BCGA2903	PART 27 MEASUREMENT REPORT	Approved by: Technical Manager
Test Report S/N: 1C2311270064-11-R1.BCG	Test Dates: 10/1/2023 - 3/18/2024	EUT Type: Tablet Device
		Page 186 of 266



FCC ID: BCGA2903	PART 27 MEASUREMENT REPORT	Approved by: Technical Manager
Test Report S/N: 1C2311270064-11-R1.BCG	Test Dates: 10/1/2023 - 3/18/2024	EUT Type: Tablet Device
		Page 187 of 266

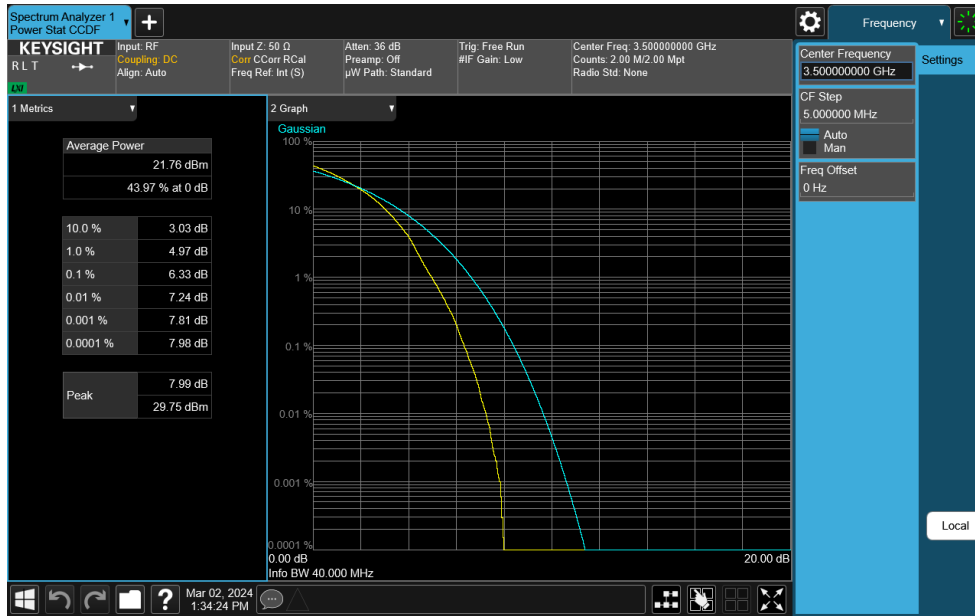


Plot 7-327. PAR Plot (NR Band n77 - 40MHz DFT-s-OFDM 16-QAM - Full RB)

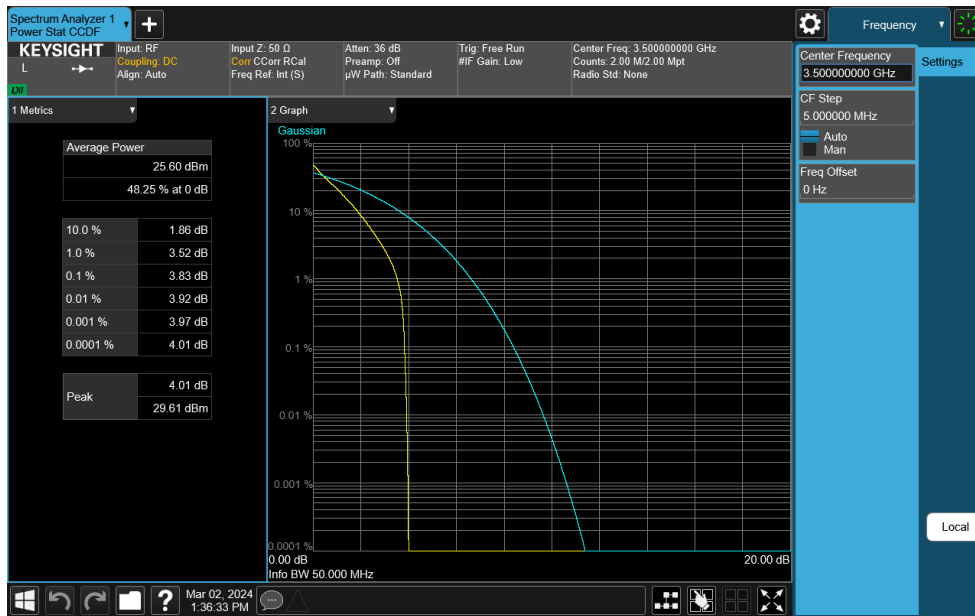


Plot 7-328. PAR Plot (NR Band n77 - 40MHz DFT-s-OFDM 64-QAM - Full RB)

FCC ID: BCGA2903	PART 27 MEASUREMENT REPORT	Approved by: Technical Manager
Test Report S/N: 1C2311270064-11-R1.BCG	Test Dates: 10/1/2023 - 3/18/2024	EUT Type: Tablet Device
		Page 188 of 266

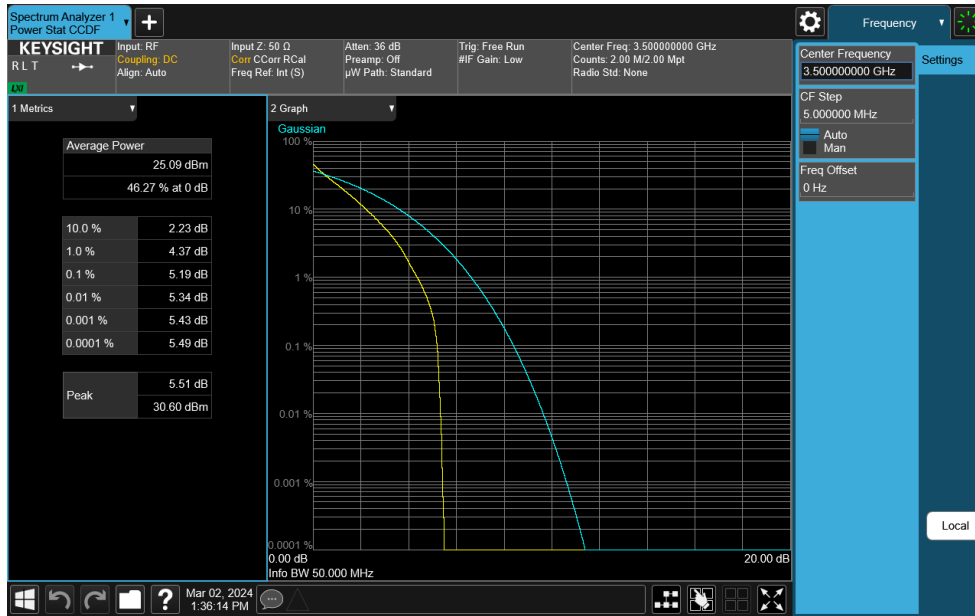


Plot 7-329. PAR Plot (NR Band n77 - 40MHz DFT-s-OFDM 256-QAM - Full RB)

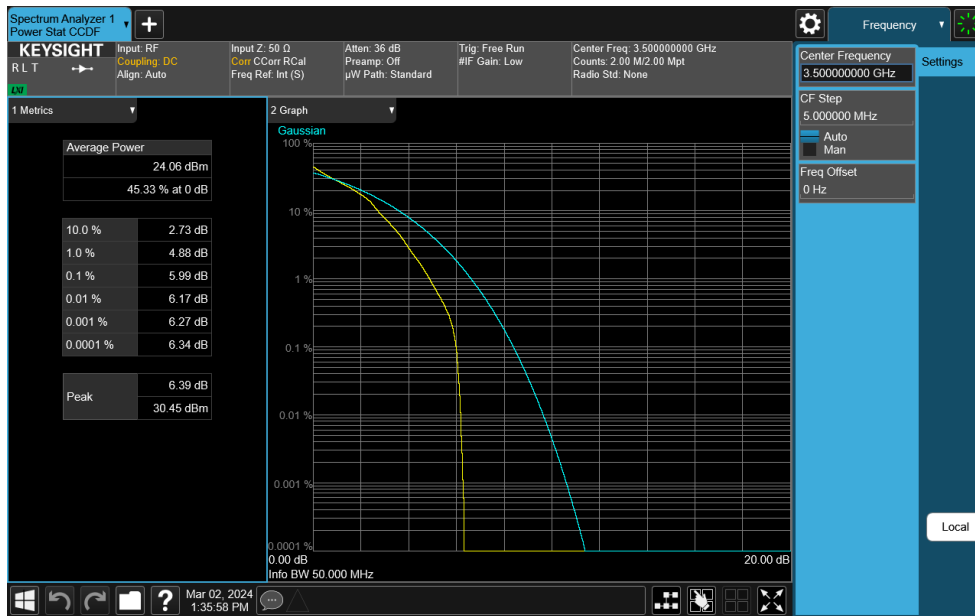


Plot 7-330. PAR Plot (NR Band n77 - 50MHz DFT-s-OFDM $\pi/2$ BPSK - Full RB)

FCC ID: BCGA2903	PART 27 MEASUREMENT REPORT	Approved by: Technical Manager
Test Report S/N: 1C2311270064-11-R1.BCG	Test Dates: 10/1/2023 - 3/18/2024	EUT Type: Tablet Device
		Page 189 of 266

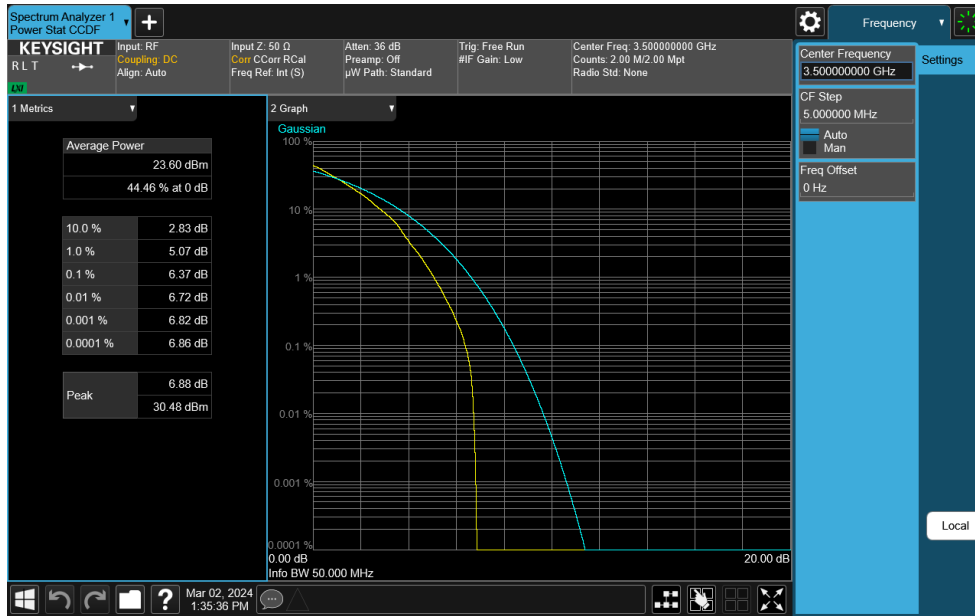


Plot 7-331. PAR Plot (NR Band n77 - 50MHz DFT-s-OFDM QPSK - Full RB)

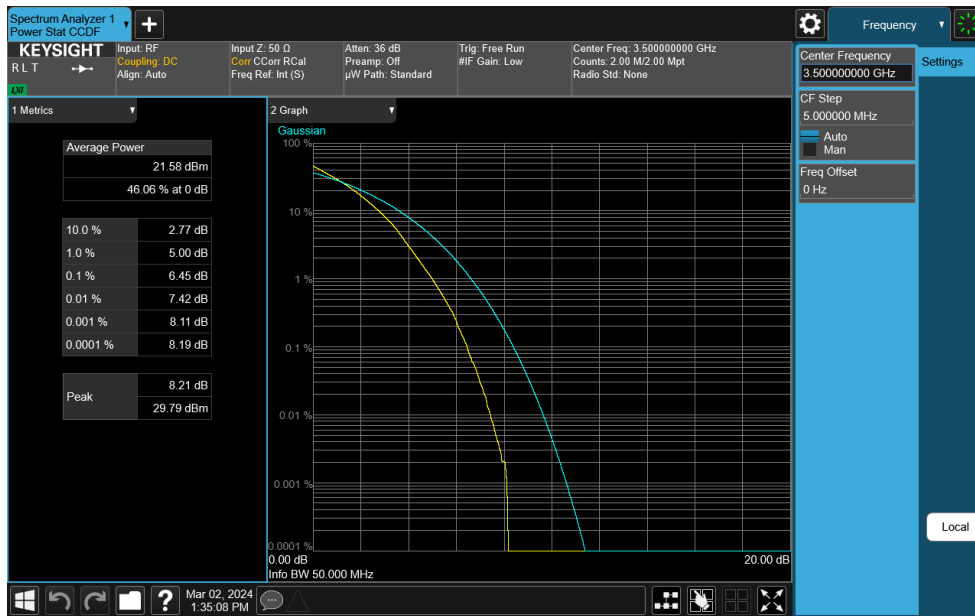


Plot 7-332. PAR Plot (NR Band n77 - 50MHz DFT-s-OFDM 16-QAM - Full RB)

FCC ID: BCGA2903	PART 27 MEASUREMENT REPORT	Approved by: Technical Manager
Test Report S/N: 1C2311270064-11-R1.BCG	Test Dates: 10/1/2023 - 3/18/2024	EUT Type: Tablet Device
		Page 190 of 266

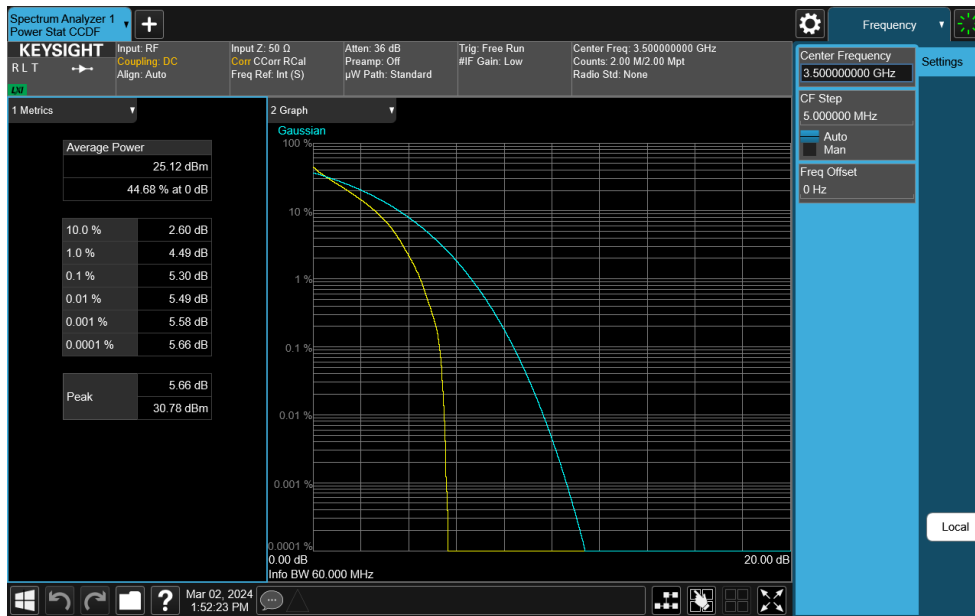
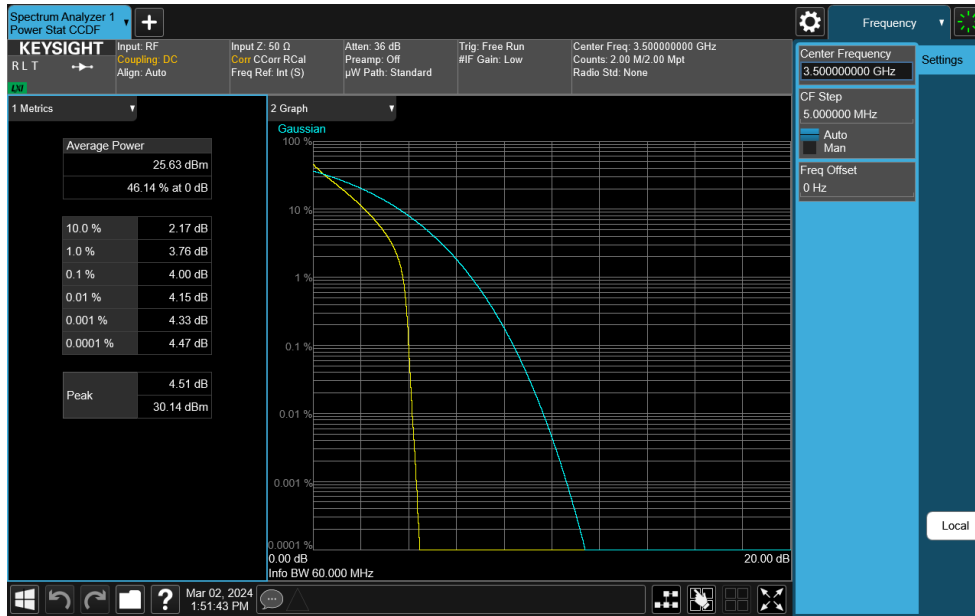


Plot 7-333. PAR Plot (NR Band n77 - 50MHz DFT-s-OFDM 64-QAM - Full RB)

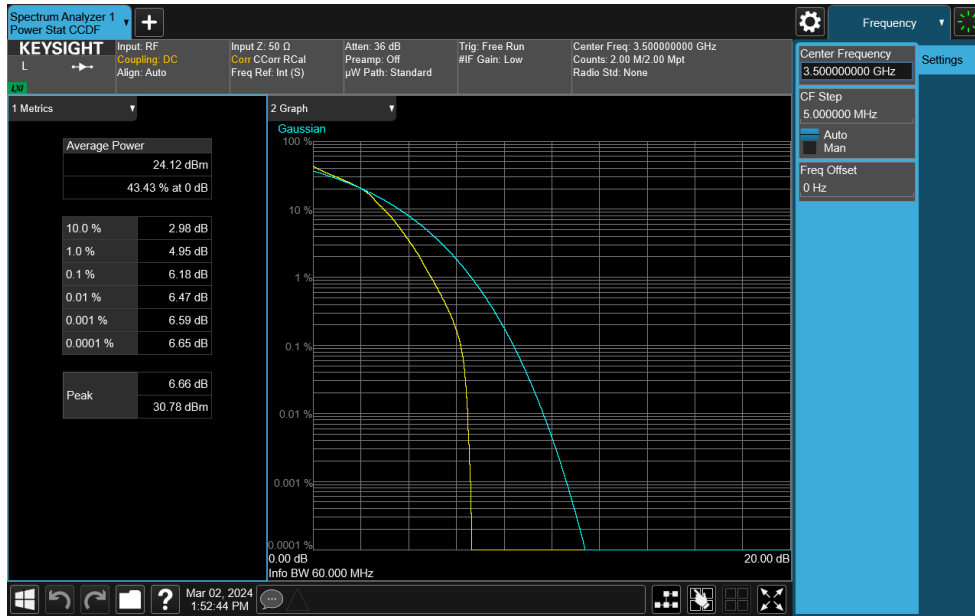


Plot 7-334. PAR Plot (NR Band n77 - 50MHz DFT-s-OFDM 256-QAM - Full RB)

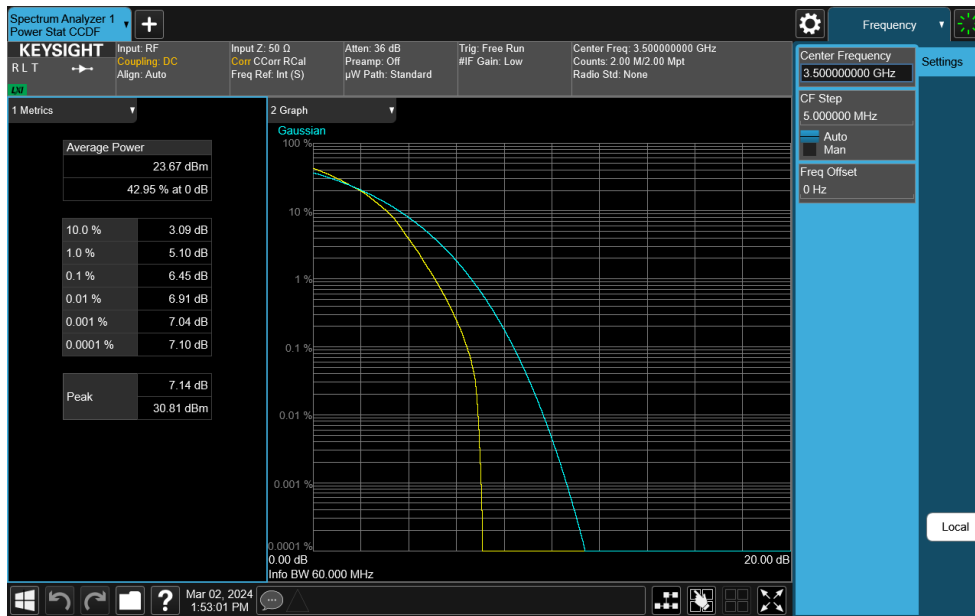
FCC ID: BCGA2903	PART 27 MEASUREMENT REPORT	Approved by: Technical Manager
Test Report S/N: 1C2311270064-11-R1.BCG	Test Dates: 10/1/2023 - 3/18/2024	EUT Type: Tablet Device
		Page 191 of 266



FCC ID: BCGA2903	PART 27 MEASUREMENT REPORT	Approved by: Technical Manager
Test Report S/N: 1C2311270064-11-R1.BCG	Test Dates: 10/1/2023 - 3/18/2024	EUT Type: Tablet Device
		Page 192 of 266

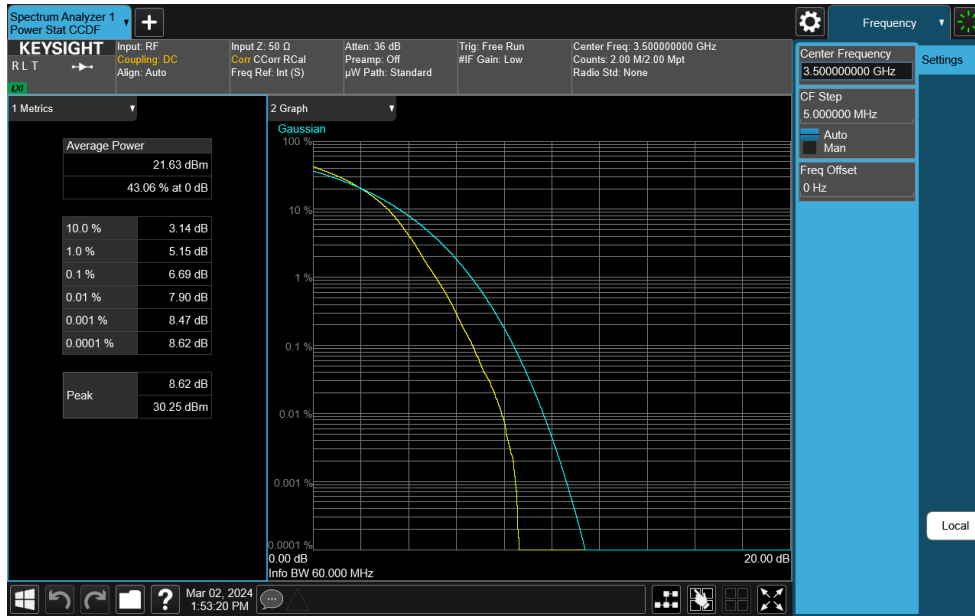


Plot 7-337. PAR Plot (NR Band n77 - 60MHz DFT-s-OFDM 16-QAM - Full RB)

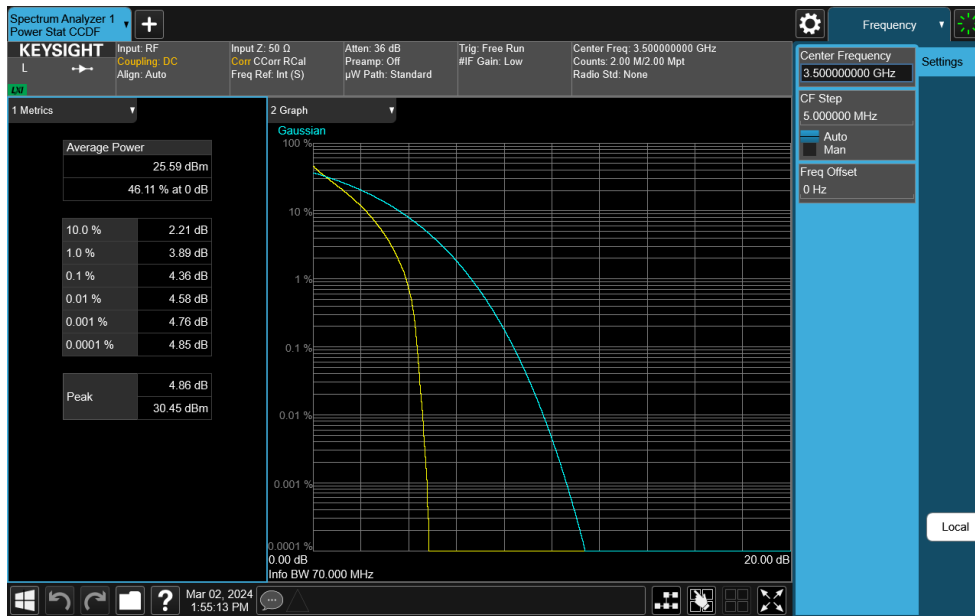


Plot 7-338. PAR Plot (NR Band n77 - 60MHz DFT-s-OFDM 64-QAM - Full RB)

FCC ID: BCGA2903	PART 27 MEASUREMENT REPORT	Approved by: Technical Manager
Test Report S/N: 1C2311270064-11-R1.BCG	Test Dates: 10/1/2023 - 3/18/2024	EUT Type: Tablet Device
		Page 193 of 266

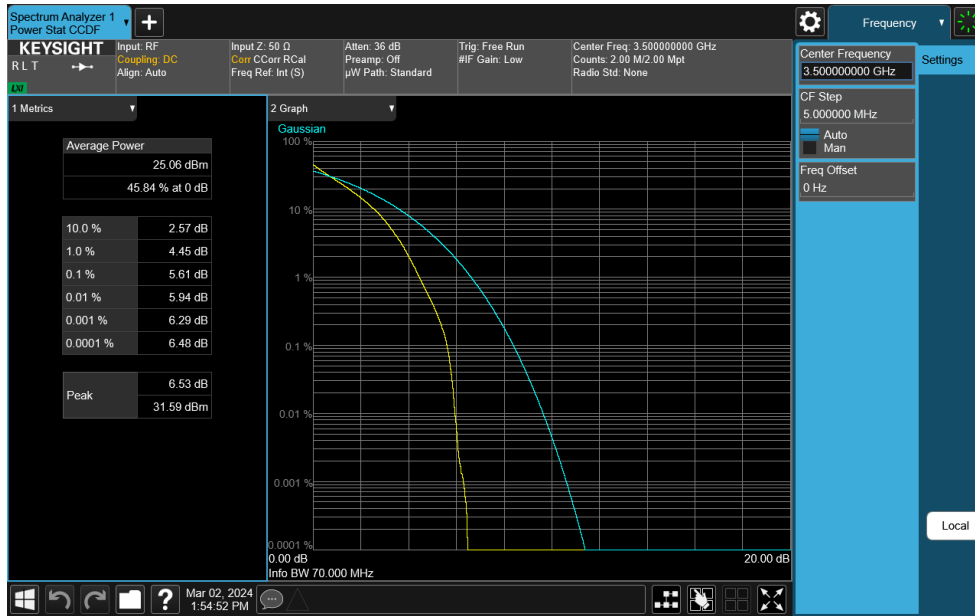


Plot 7-339. PAR Plot (NR Band n77 - 60MHz DFT-s-OFDM 256-QAM - Full RB)

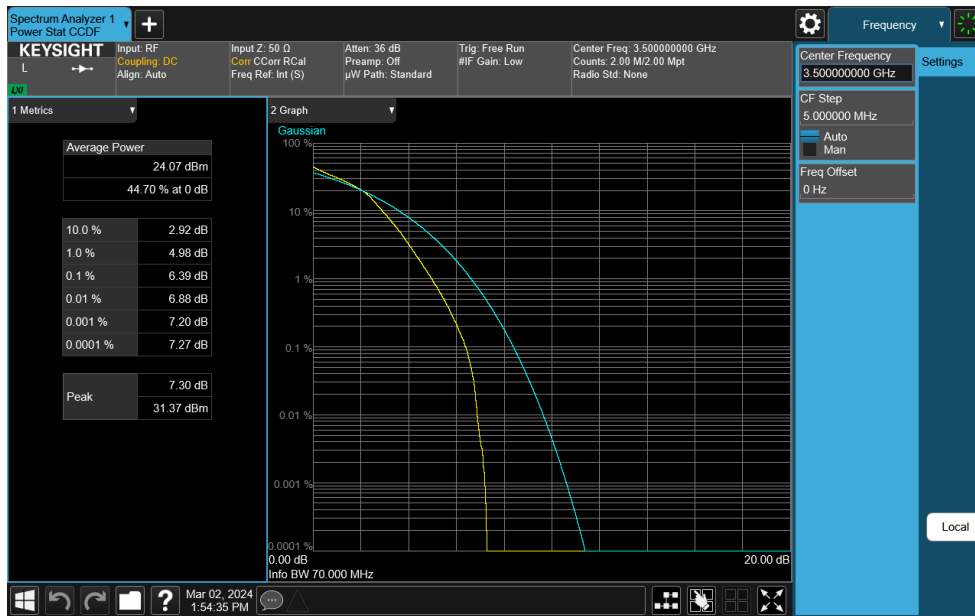


Plot 7-340. PAR Plot (NR Band n77 - 70MHz DFT-s-OFDM $\pi/2$ BPSK - Full RB)

FCC ID: BCGA2903	PART 27 MEASUREMENT REPORT	Approved by: Technical Manager
Test Report S/N: 1C2311270064-11-R1.BCG	Test Dates: 10/1/2023 - 3/18/2024	EUT Type: Tablet Device
		Page 194 of 266

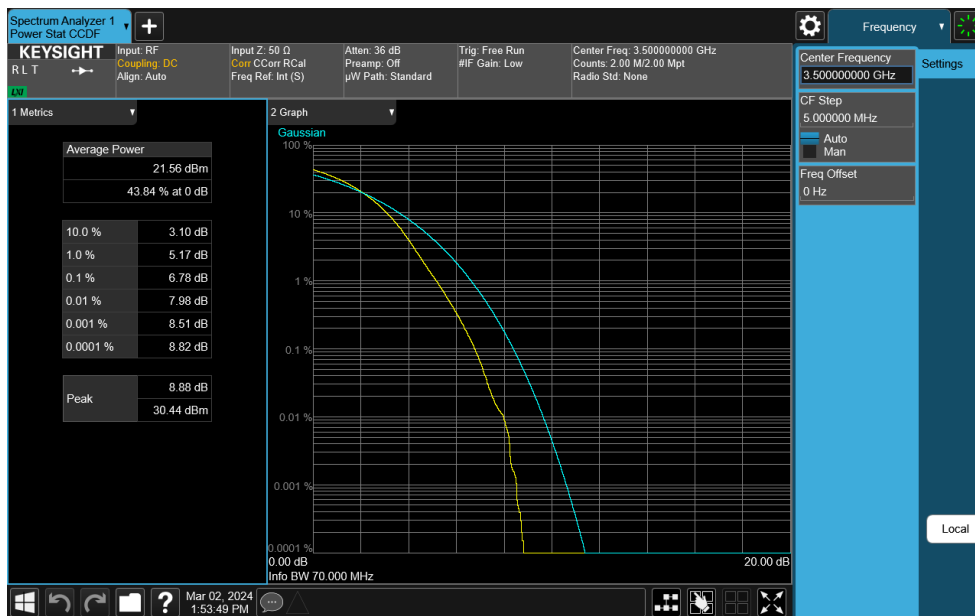
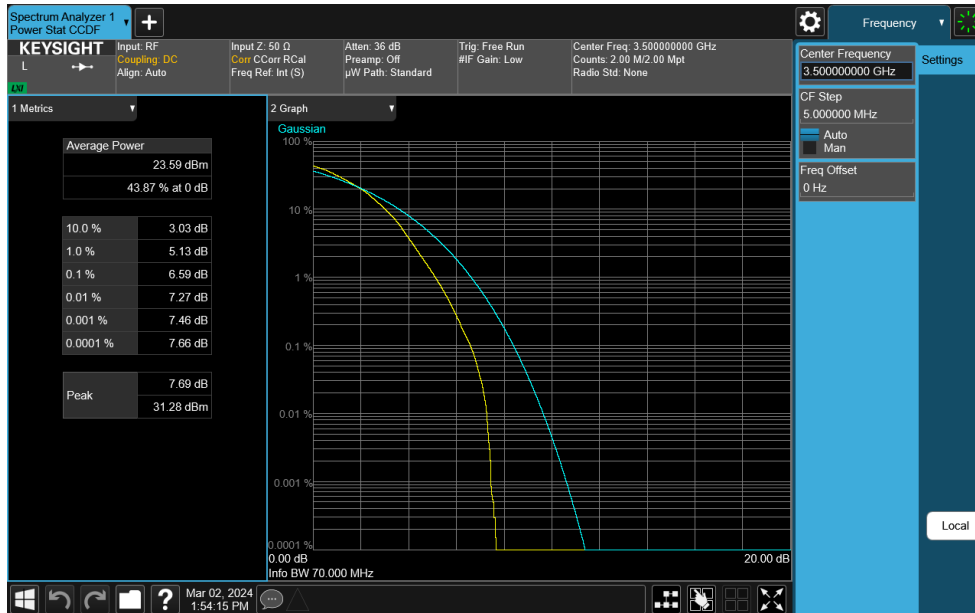


Plot 7-341. PAR Plot (NR Band n77 - 70MHz DFT-s-OFDM QPSK - Full RB)

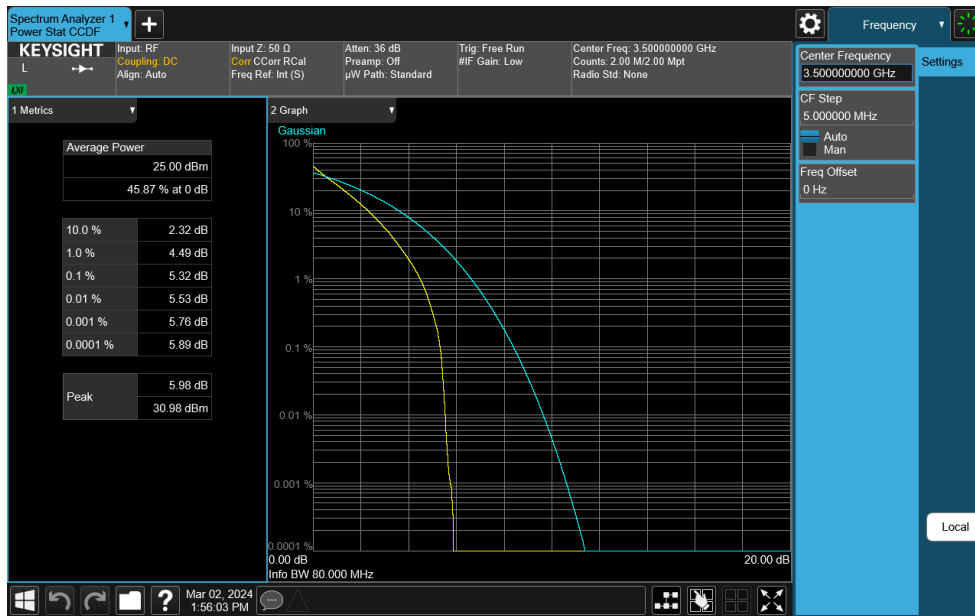
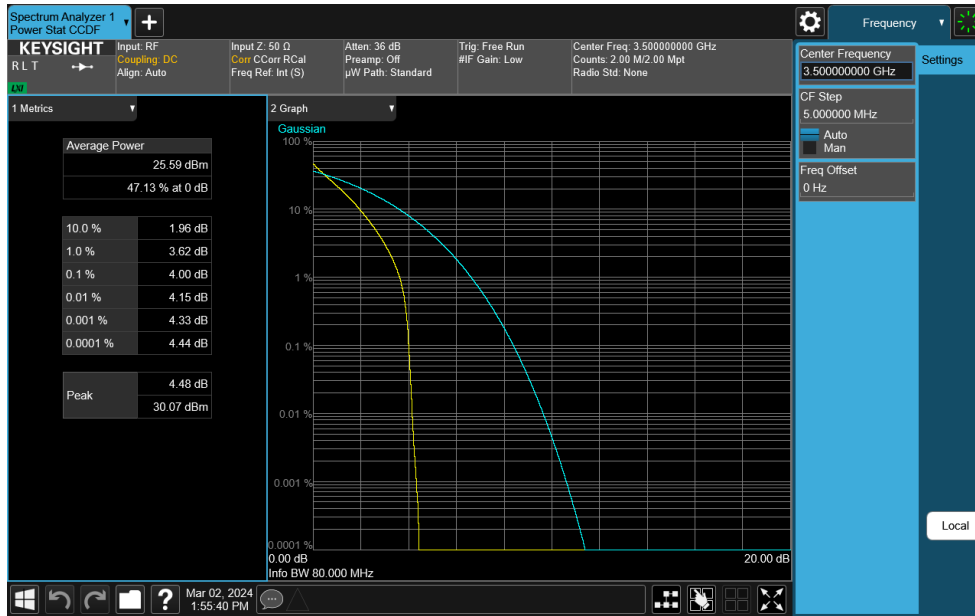


Plot 7-342. PAR Plot (NR Band n77 - 70MHz DFT-s-OFDM 16-QAM - Full RB)

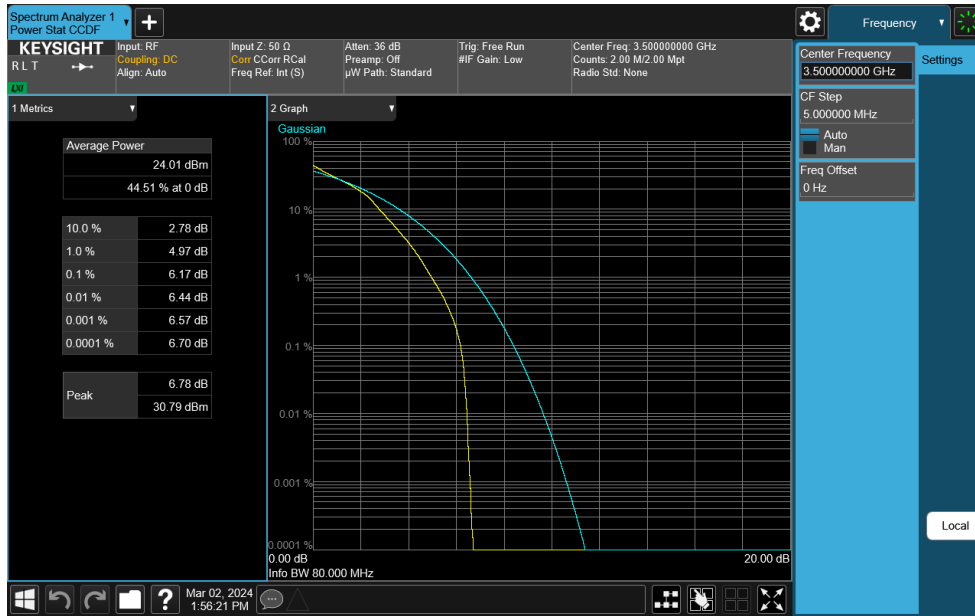
FCC ID: BCGA2903	PART 27 MEASUREMENT REPORT	Approved by: Technical Manager
Test Report S/N: 1C2311270064-11-R1.BCG	Test Dates: 10/1/2023 - 3/18/2024	EUT Type: Tablet Device
		Page 195 of 266



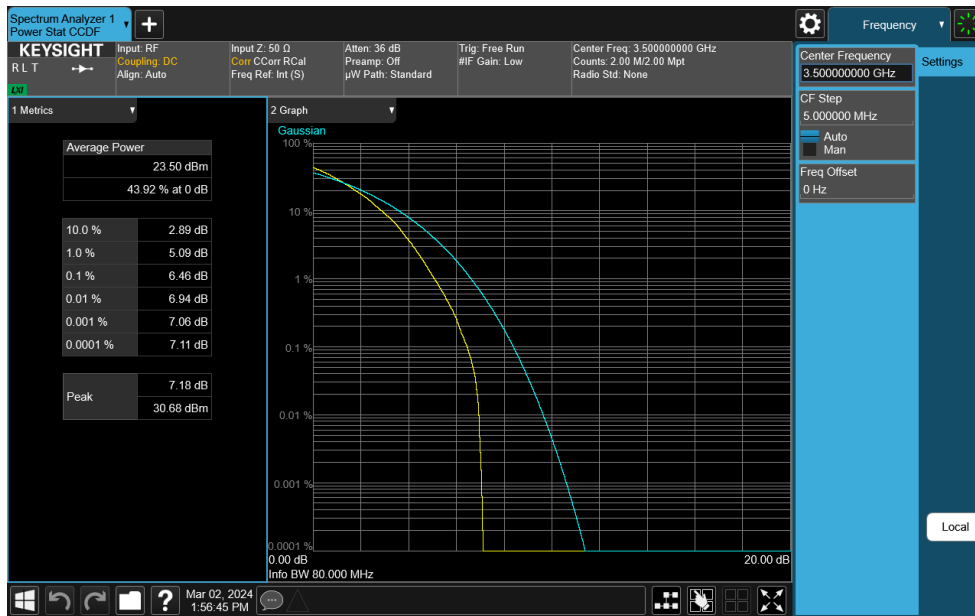
FCC ID: BCGA2903	PART 27 MEASUREMENT REPORT	Approved by: Technical Manager
Test Report S/N: 1C2311270064-11-R1.BCG	Test Dates: 10/1/2023 - 3/18/2024	EUT Type: Tablet Device
		Page 196 of 266



FCC ID: BCGA2903	PART 27 MEASUREMENT REPORT	Approved by: Technical Manager
Test Report S/N: 1C2311270064-11-R1.BCG	Test Dates: 10/1/2023 - 3/18/2024	EUT Type: Tablet Device
		Page 197 of 266

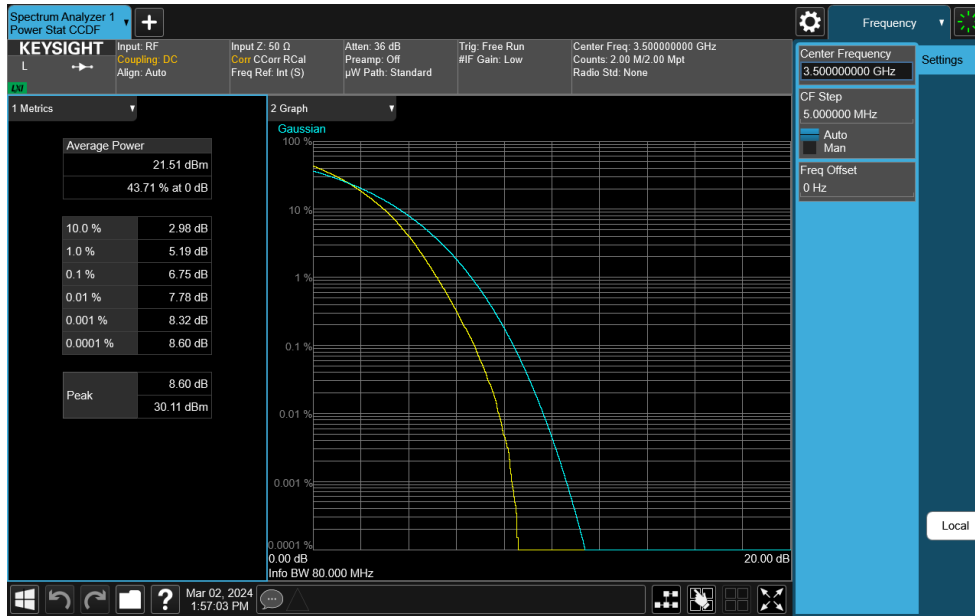


Plot 7-347. PAR Plot (NR Band n77 - 80MHz DFT-s-OFDM 16-QAM - Full RB)

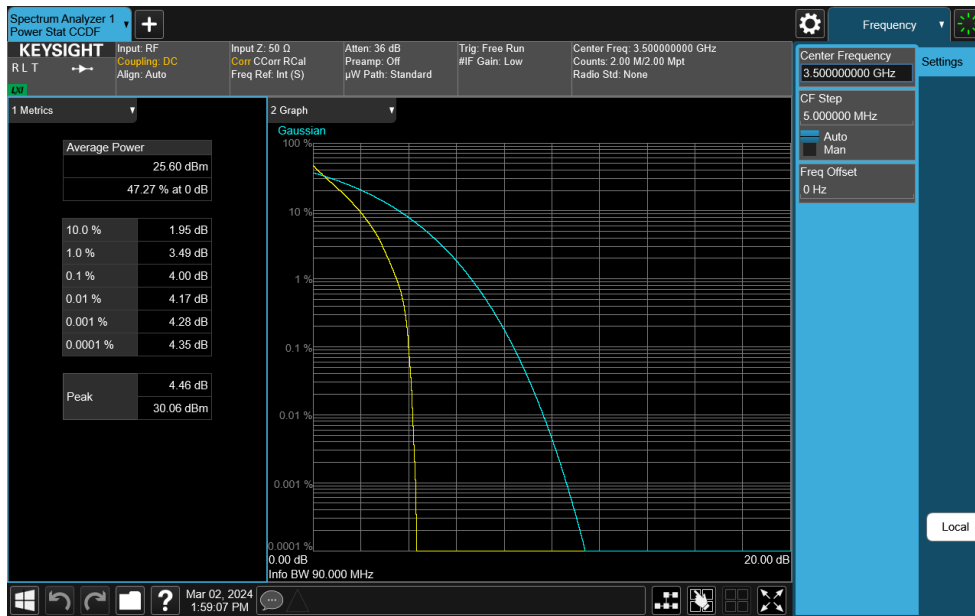


Plot 7-348. PAR Plot (NR Band n77 - 80MHz DFT-s-OFDM 64-QAM - Full RB)

FCC ID: BCGA2903	PART 27 MEASUREMENT REPORT	Approved by: Technical Manager
Test Report S/N: 1C2311270064-11-R1.BCG	Test Dates: 10/1/2023 - 3/18/2024	EUT Type: Tablet Device
		Page 198 of 266

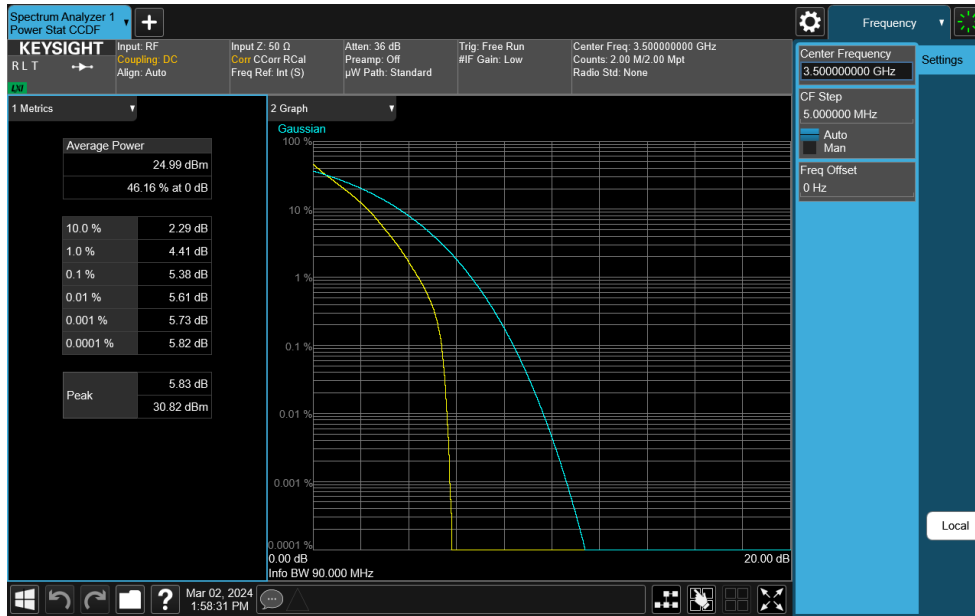


Plot 7-349. PAR Plot (NR Band n77 - 80MHz DFT-s-OFDM 256-QAM - Full RB)

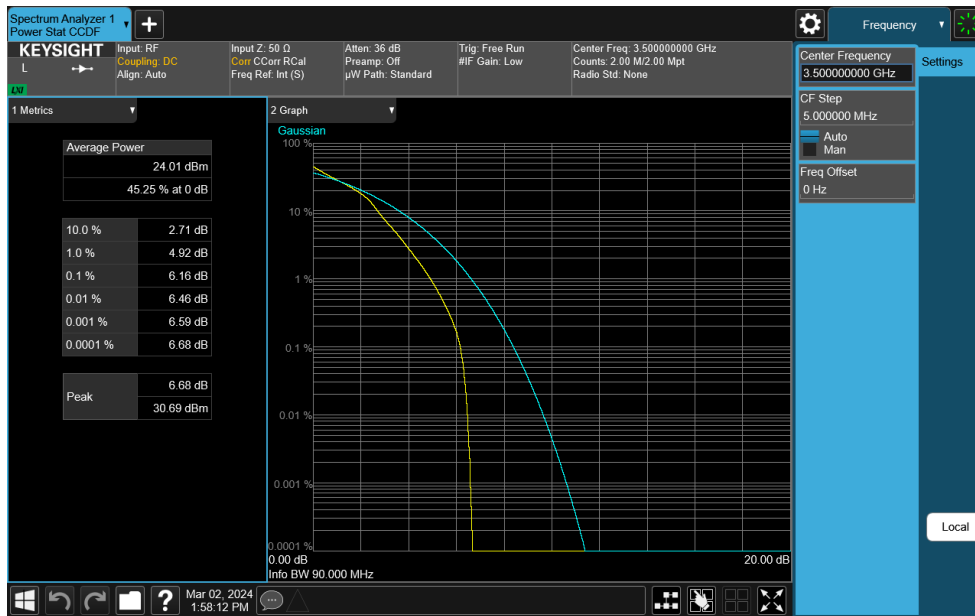


Plot 7-350. PAR Plot (NR Band n77 - 90MHz DFT-s-OFDM $\pi/2$ BPSK - Full RB)

FCC ID: BCGA2903	PART 27 MEASUREMENT REPORT	Approved by: Technical Manager
Test Report S/N: 1C2311270064-11-R1.BCG	Test Dates: 10/1/2023 - 3/18/2024	EUT Type: Tablet Device
		Page 199 of 266

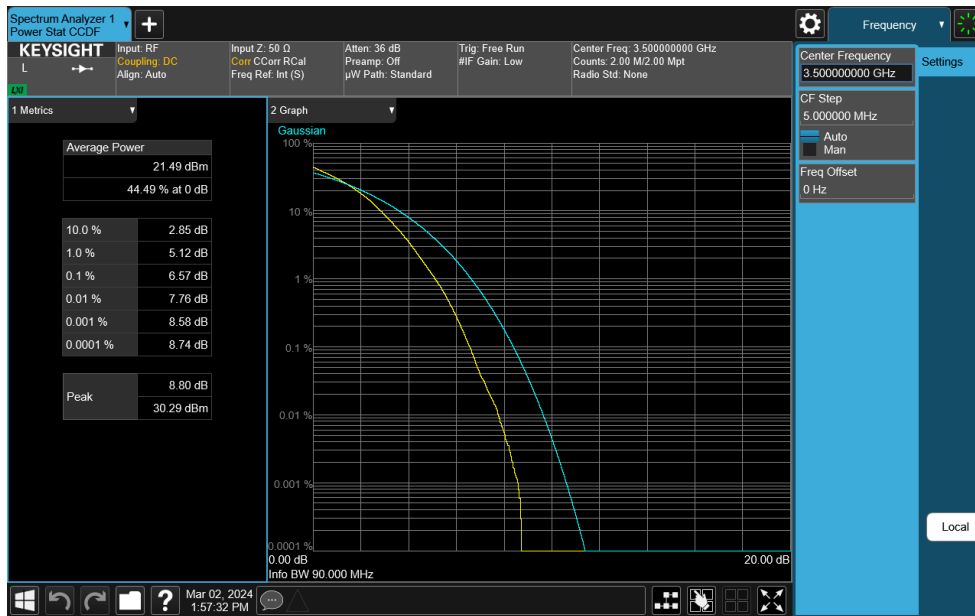
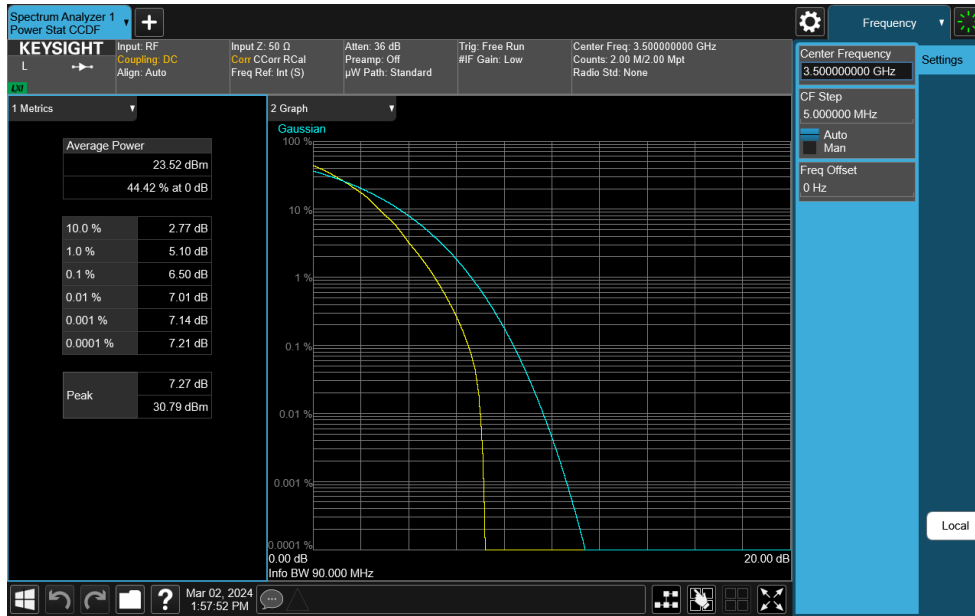


Plot 7-351. PAR Plot (NR Band n77 - 90MHz DFT-s-OFDM QPSK - Full RB)

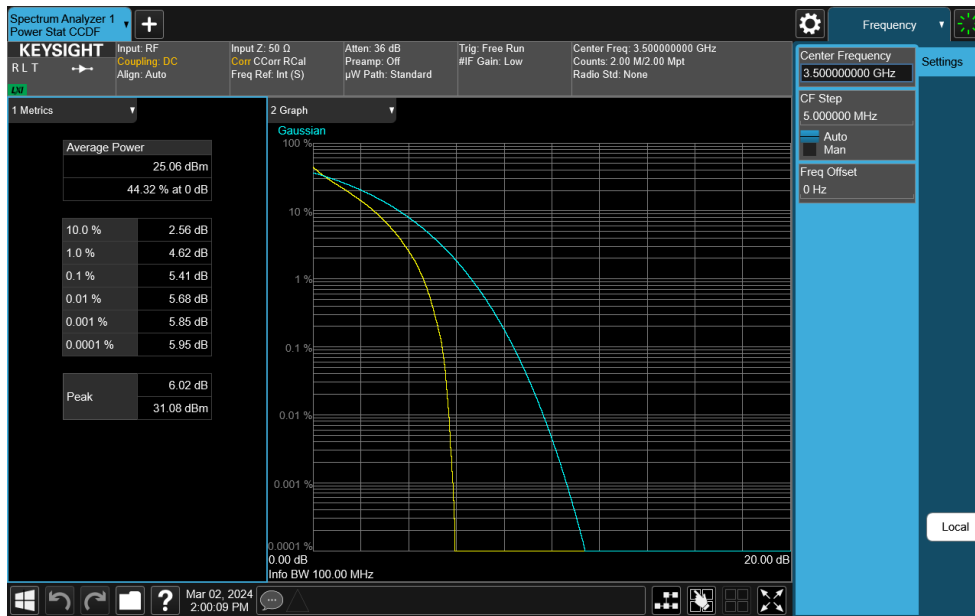
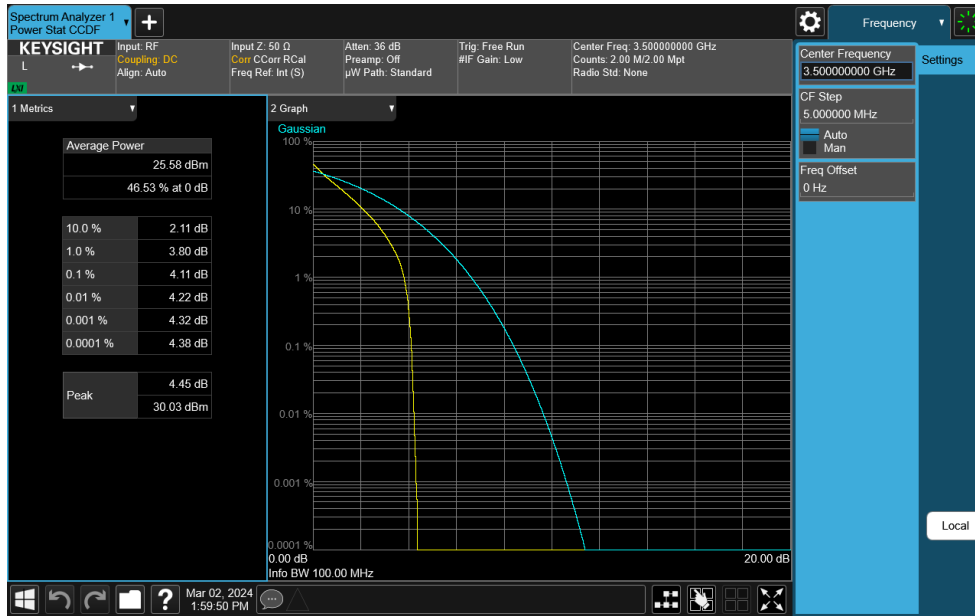


Plot 7-352. PAR Plot (NR Band n77 - 90MHz DFT-s-OFDM 16-QAM - Full RB)

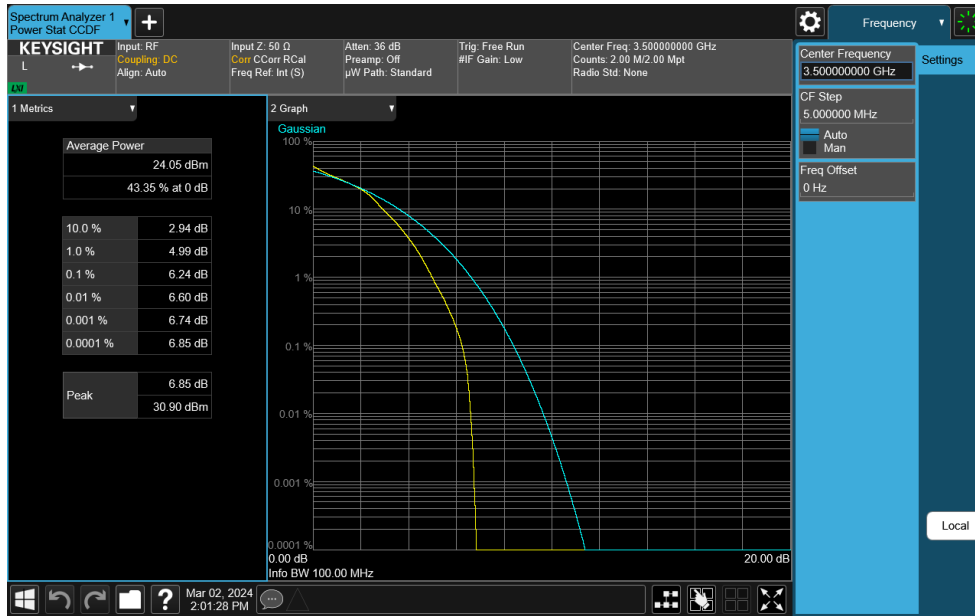
FCC ID: BCGA2903	PART 27 MEASUREMENT REPORT	Approved by: Technical Manager
Test Report S/N: 1C2311270064-11-R1.BCG	Test Dates: 10/1/2023 - 3/18/2024	EUT Type: Tablet Device
		Page 200 of 266



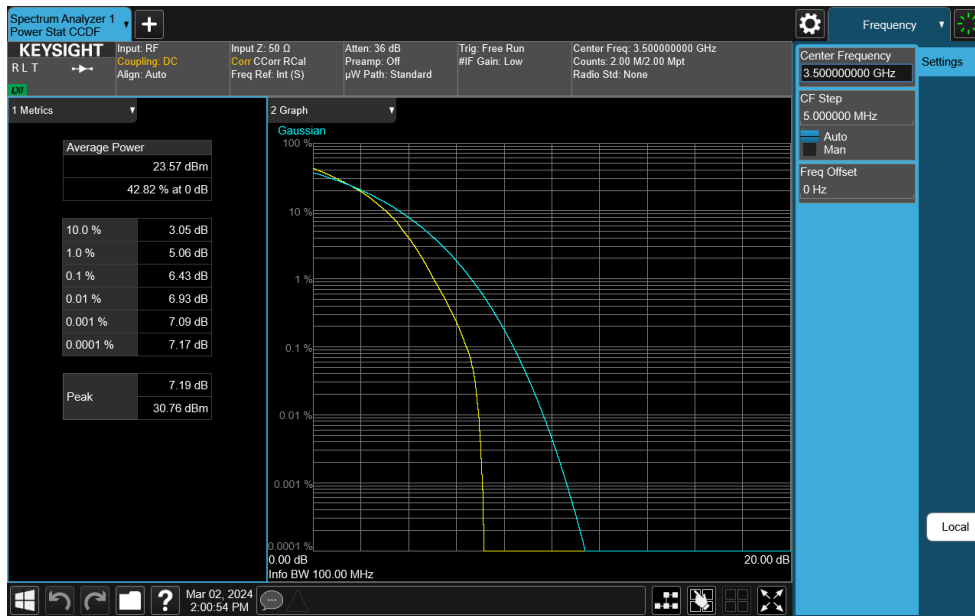
FCC ID: BCGA2903	PART 27 MEASUREMENT REPORT	Approved by: Technical Manager
Test Report S/N: 1C2311270064-11-R1.BCG	Test Dates: 10/1/2023 - 3/18/2024	EUT Type: Tablet Device
		Page 201 of 266



FCC ID: BCGA2903	PART 27 MEASUREMENT REPORT	Approved by: Technical Manager
Test Report S/N: 1C2311270064-11-R1.BCG	Test Dates: 10/1/2023 - 3/18/2024	EUT Type: Tablet Device
		Page 202 of 266

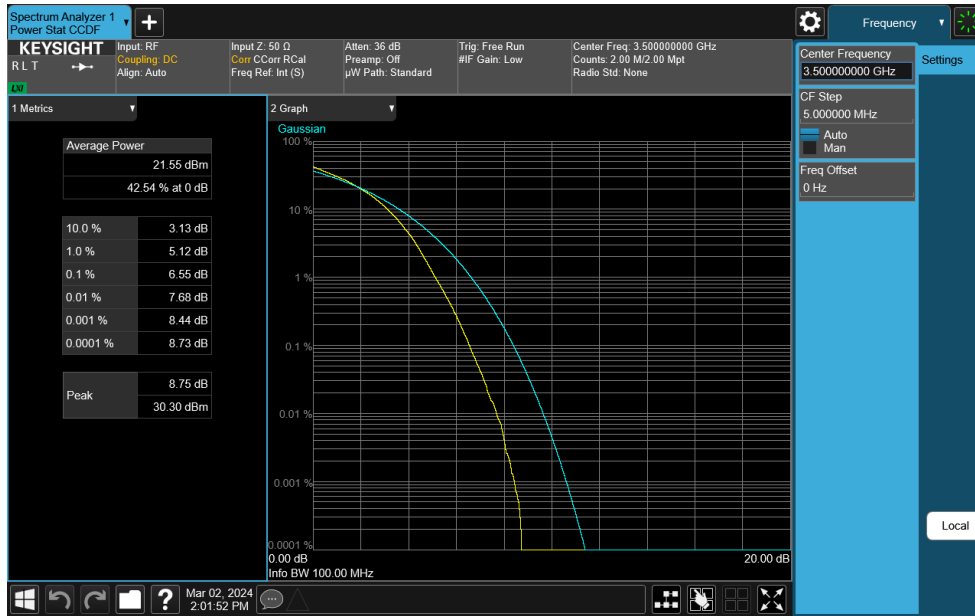


Plot 7-357. PAR Plot (NR Band n77 - 100MHz DFT-s-OFDM 16-QAM - Full RB)



Plot 7-358. PAR Plot (NR Band n77 - 100MHz DFT-s-OFDM 64-QAM - Full RB)

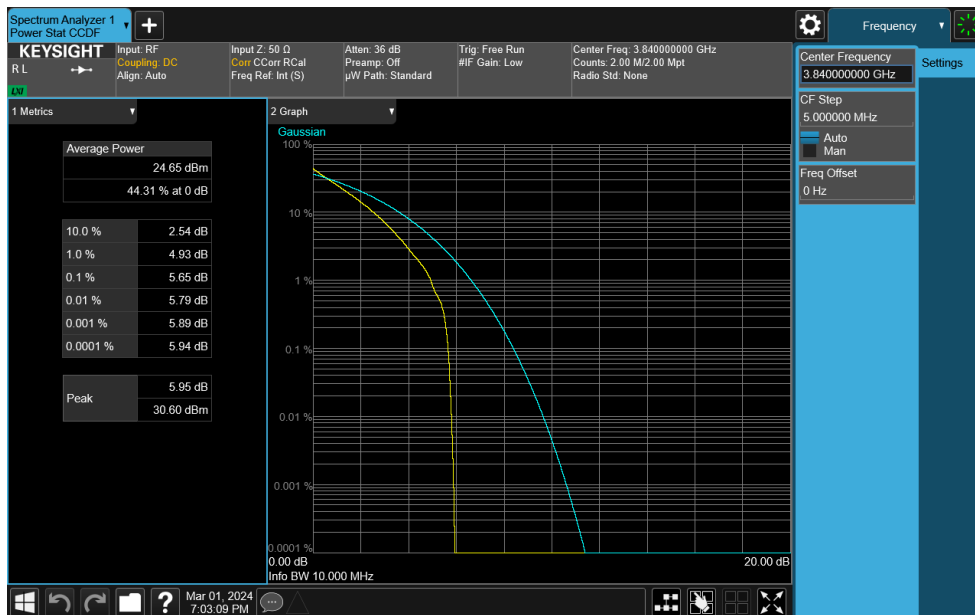
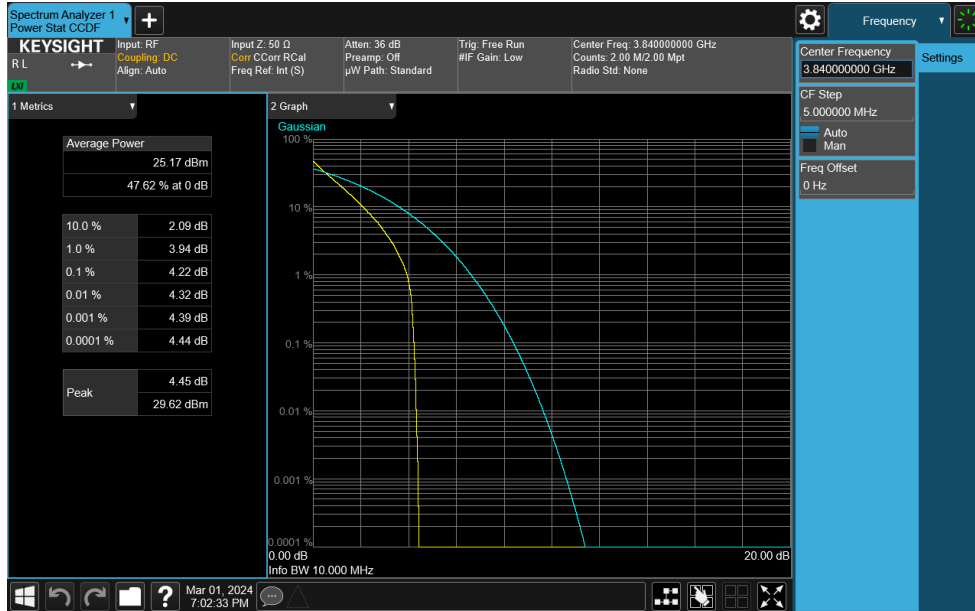
FCC ID: BCGA2903	PART 27 MEASUREMENT REPORT	Approved by: Technical Manager
Test Report S/N: 1C2311270064-11-R1.BCG	Test Dates: 10/1/2023 - 3/18/2024	EUT Type: Tablet Device
		Page 203 of 266



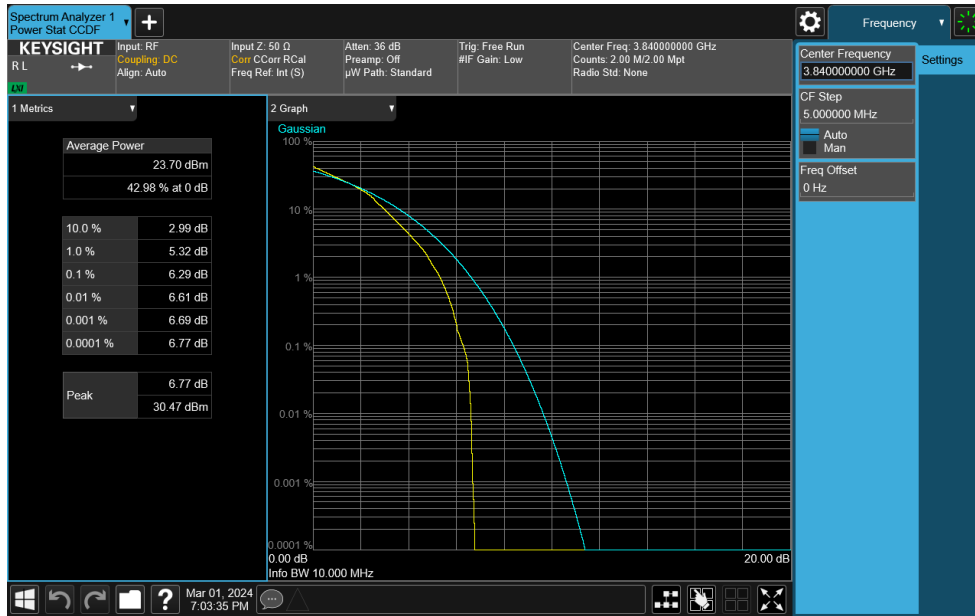
Plot 7-359. PAR Plot (NR Band n77 - 100MHz DFT-s-OFDM 256-QAM - Full RB)

FCC ID: BCGA2903	PART 27 MEASUREMENT REPORT		Approved by: Technical Manager
Test Report S/N: 1C2311270064-11-R1.BCG	Test Dates: 10/1/2023 - 3/18/2024	EUT Type: Tablet Device	Page 204 of 266

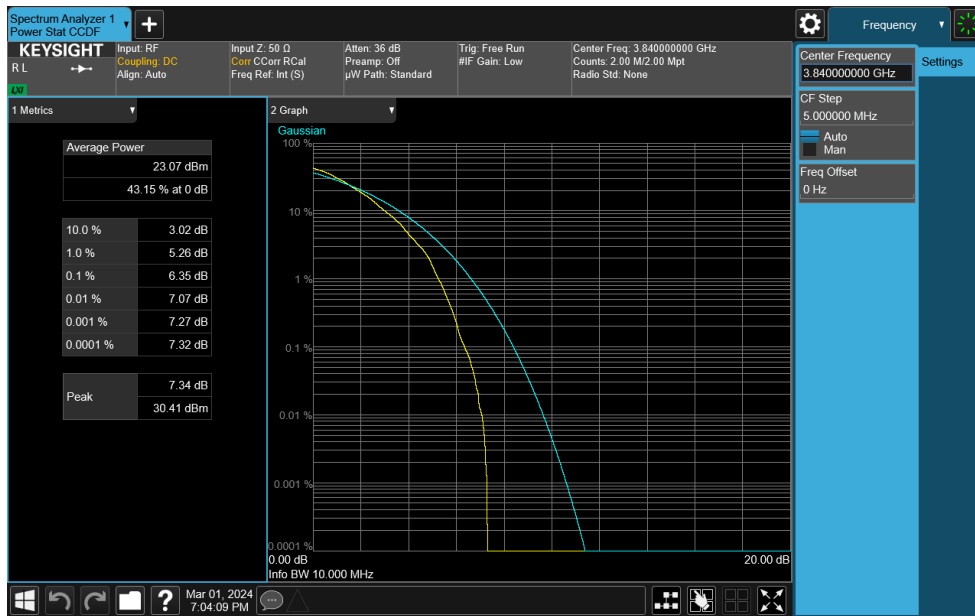
NR Band n77 C-Band



FCC ID: BCGA2903	PART 27 MEASUREMENT REPORT	Approved by: Technical Manager
Test Report S/N: 1C2311270064-11-R1.BCG	Test Dates: 10/1/2023 - 3/18/2024	EUT Type: Tablet Device
		Page 205 of 266

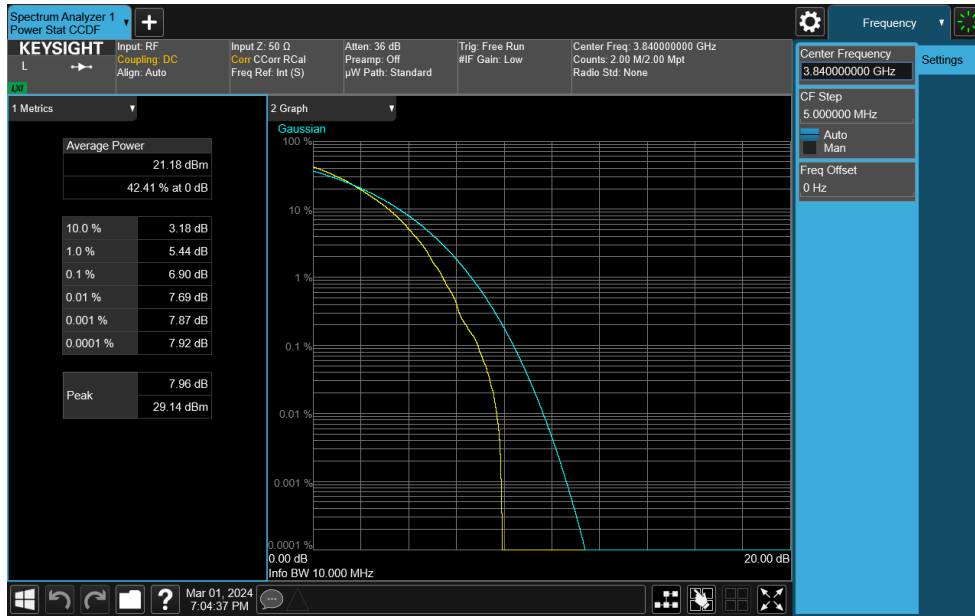


Plot 7-362. PAR Plot (NR Band n77 - 10MHz DFT-s-OFDM 16-QAM - Full RB)

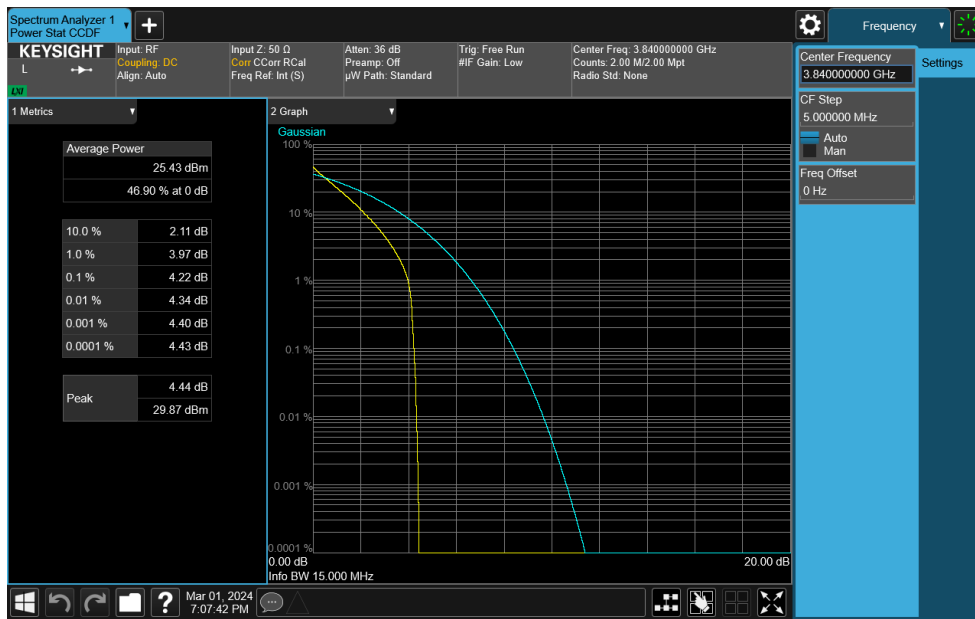


Plot 7-363. PAR Plot (NR Band n77 - 10MHz DFT-s-OFDM 64-QAM - Full RB)

FCC ID: BCGA2903	PART 27 MEASUREMENT REPORT	Approved by: Technical Manager
Test Report S/N: 1C2311270064-11-R1.BCG	Test Dates: 10/1/2023 - 3/18/2024	Page 206 of 266
	EUT Type: Tablet Device	

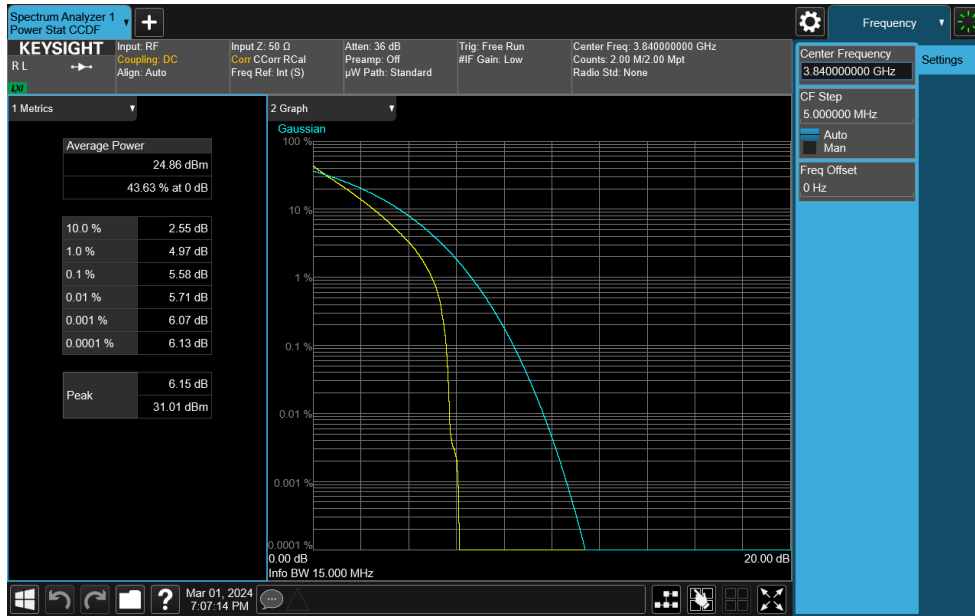


Plot 7-364. PAR Plot (NR Band n77 - 10MHz DFT-s-OFDM 256-QAM - Full RB)

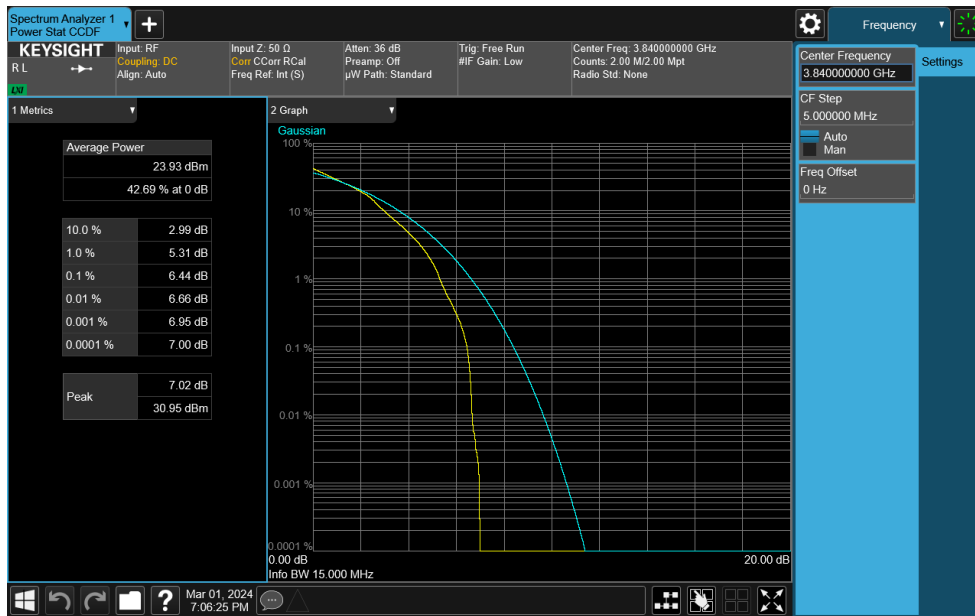


Plot 7-365. PAR Plot (NR Band n77 - 15MHz DFT-s-OFDM $\pi/2$ BPSK - Full RB)

FCC ID: BCGA2903	PART 27 MEASUREMENT REPORT	Approved by: Technical Manager
Test Report S/N: 1C2311270064-11-R1.BCG	Test Dates: 10/1/2023 - 3/18/2024	EUT Type: Tablet Device
		Page 207 of 266

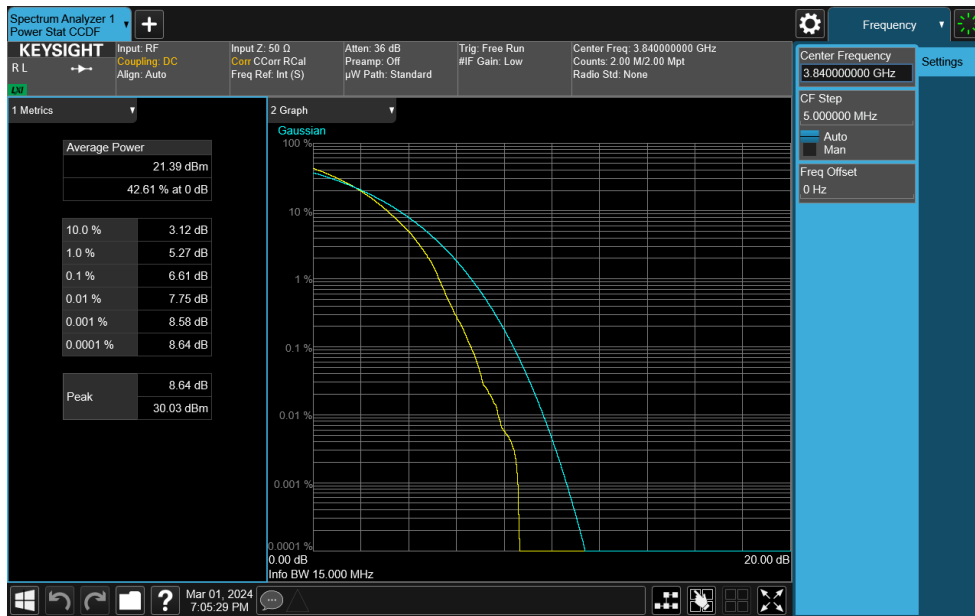
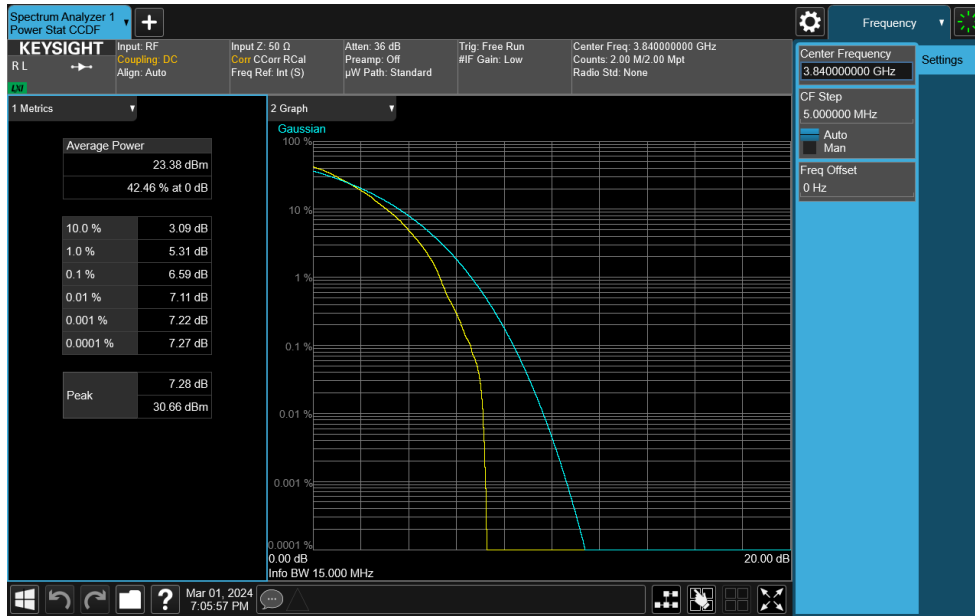


Plot 7-366. PAR Plot (NR Band n77 - 15MHz DFT-s-OFDM QPSK - Full RB)

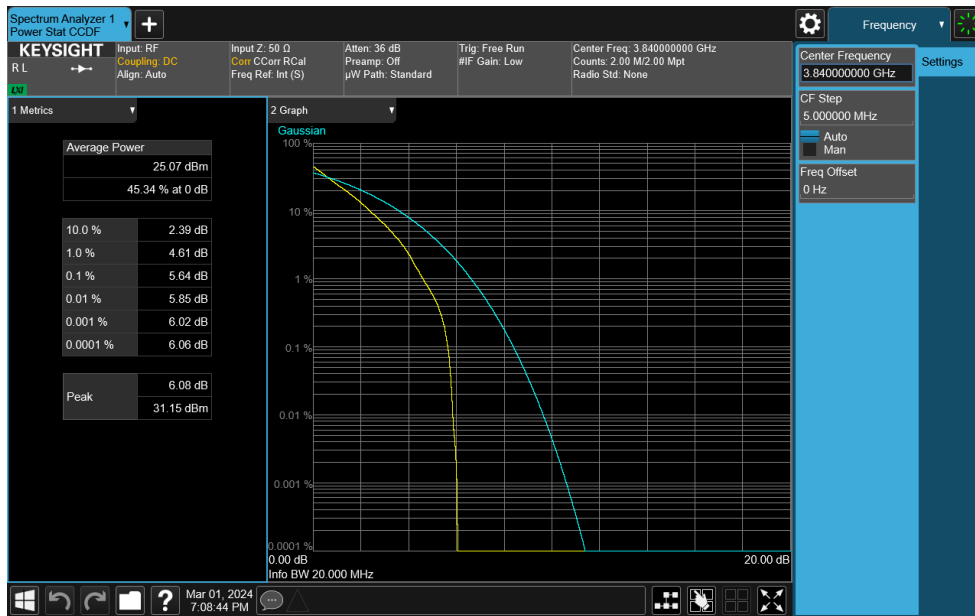
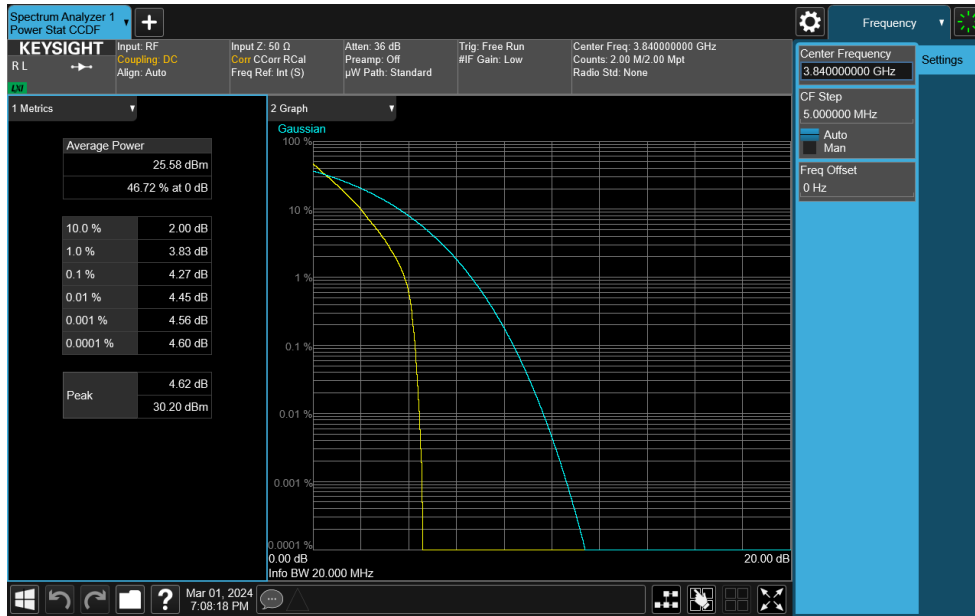


Plot 7-367. PAR Plot (NR Band n77 - 15MHz DFT-s-OFDM 16-QAM - Full RB)

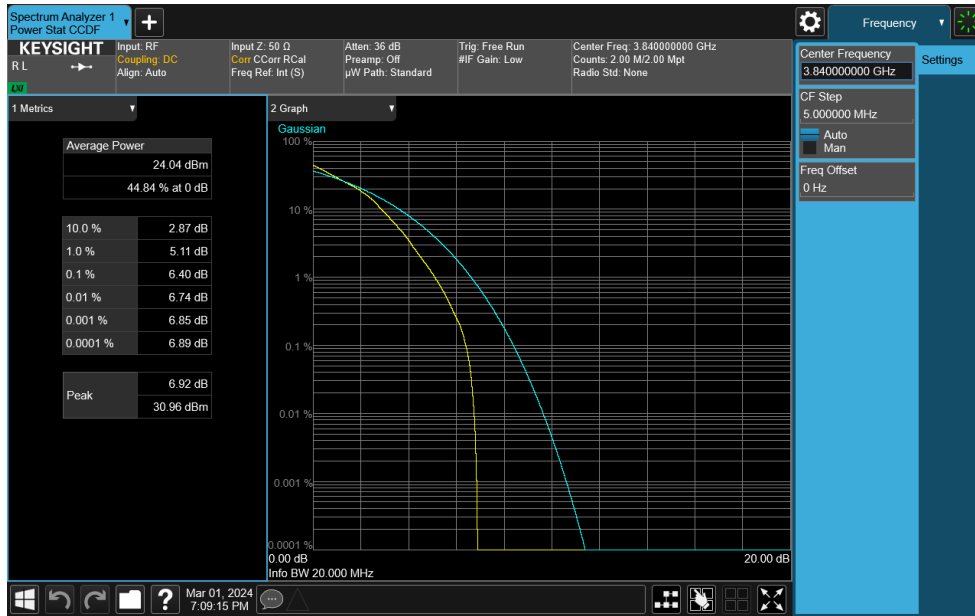
FCC ID: BCGA2903	PART 27 MEASUREMENT REPORT	Approved by: Technical Manager
Test Report S/N: 1C2311270064-11-R1.BCG	Test Dates: 10/1/2023 - 3/18/2024	EUT Type: Tablet Device
		Page 208 of 266



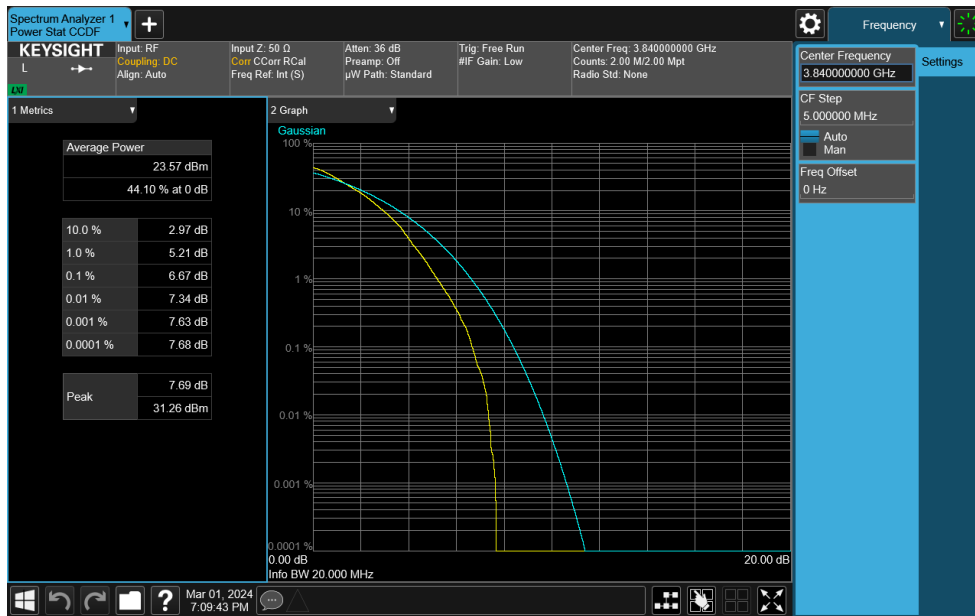
FCC ID: BCGA2903	PART 27 MEASUREMENT REPORT	Approved by: Technical Manager
Test Report S/N: 1C2311270064-11-R1.BCG	Test Dates: 10/1/2023 - 3/18/2024	EUT Type: Tablet Device
		Page 209 of 266



FCC ID: BCGA2903	PART 27 MEASUREMENT REPORT	Approved by: Technical Manager
Test Report S/N: 1C2311270064-11-R1.BCG	Test Dates: 10/1/2023 - 3/18/2024	EUT Type: Tablet Device
		Page 210 of 266

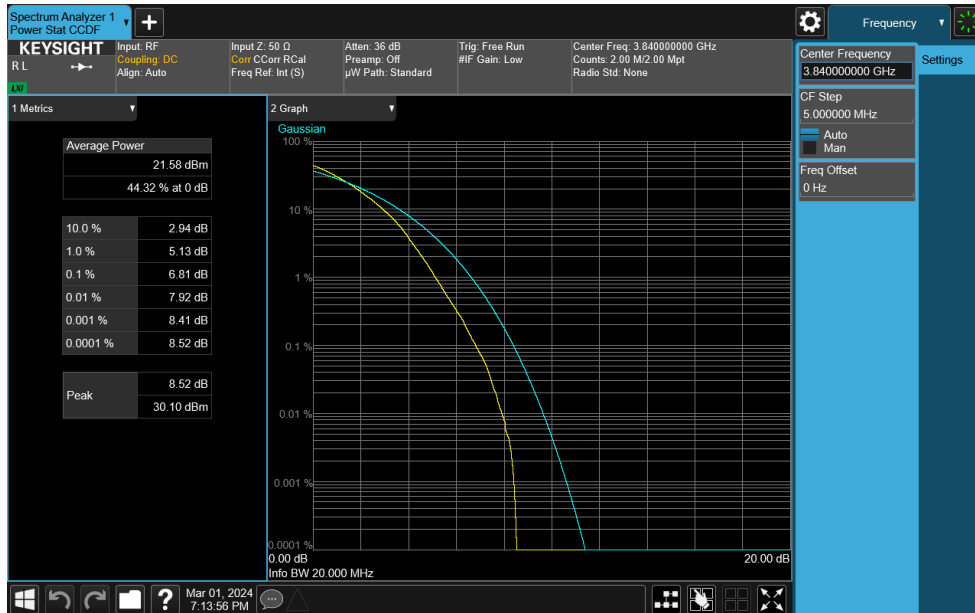


Plot 7-372. PAR Plot (NR Band n77 - 20MHz DFT-s-OFDM 16-QAM - Full RB)

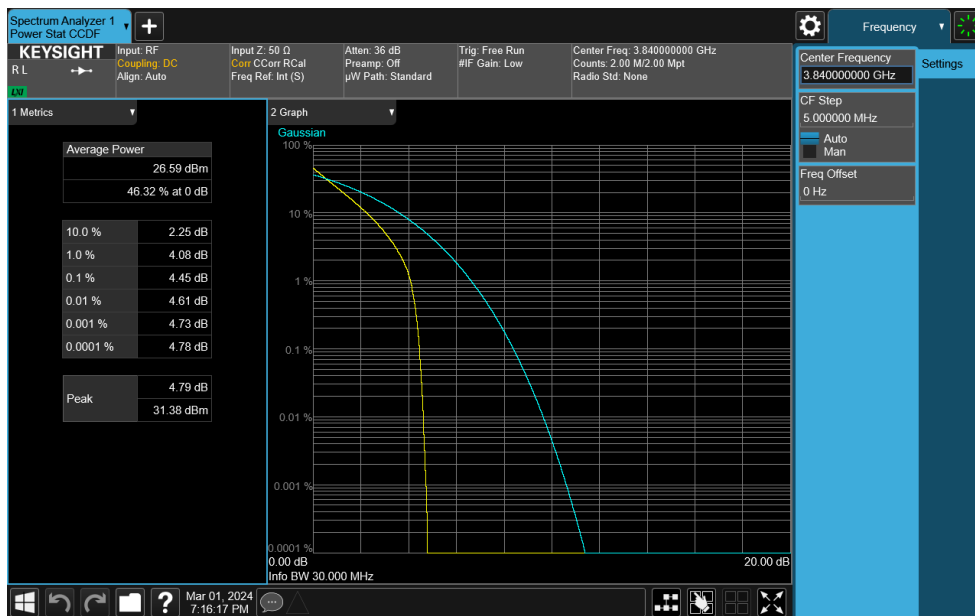


Plot 7-373. PAR Plot (NR Band n77 - 20MHz DFT-s-OFDM 64-QAM - Full RB)

FCC ID: BCGA2903	PART 27 MEASUREMENT REPORT	Approved by: Technical Manager
Test Report S/N: 1C2311270064-11-R1.BCG	Test Dates: 10/1/2023 - 3/18/2024	EUT Type: Tablet Device
		Page 211 of 266

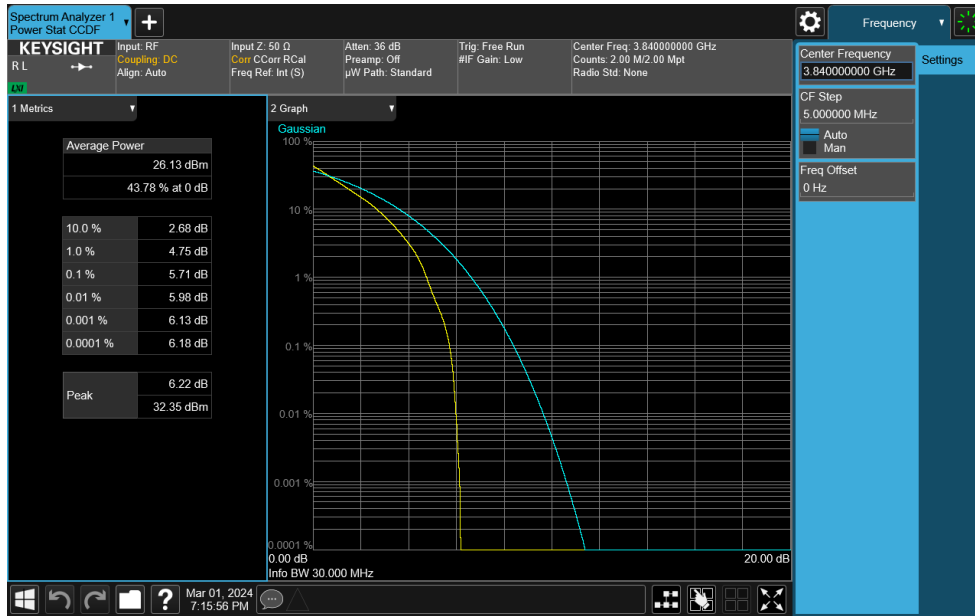


Plot 7-374. PAR Plot (NR Band n77 - 20MHz DFT-s-OFDM 256-QAM - Full RB)

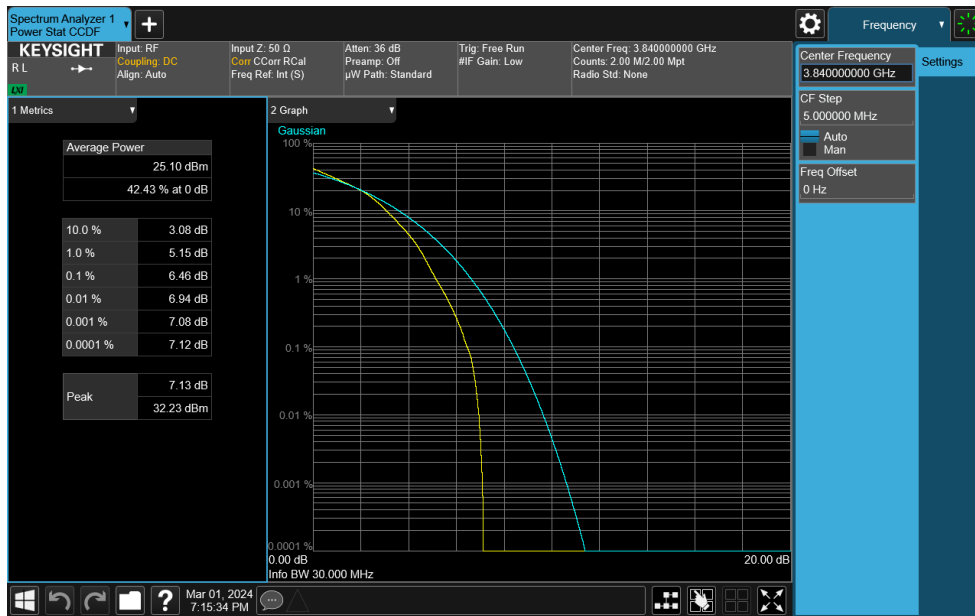


Plot 7-375. PAR Plot (NR Band n77 - 30MHz DFT-s-OFDM $\pi/2$ BPSK - Full RB)

FCC ID: BCGA2903	PART 27 MEASUREMENT REPORT	Approved by: Technical Manager
Test Report S/N: 1C2311270064-11-R1.BCG	Test Dates: 10/1/2023 - 3/18/2024	EUT Type: Tablet Device
		Page 212 of 266



Plot 7-376. PAR Plot (NR Band n77 - 30MHz DFT-s-OFDM QPSK - Full RB)



Plot 7-377. PAR Plot (NR Band n77 - 30MHz DFT-s-OFDM 16-QAM - Full RB)

FCC ID: BCGA2903	PART 27 MEASUREMENT REPORT	Approved by: Technical Manager
Test Report S/N: 1C2311270064-11-R1.BCG	Test Dates: 10/1/2023 - 3/18/2024	EUT Type: Tablet Device
		Page 213 of 266