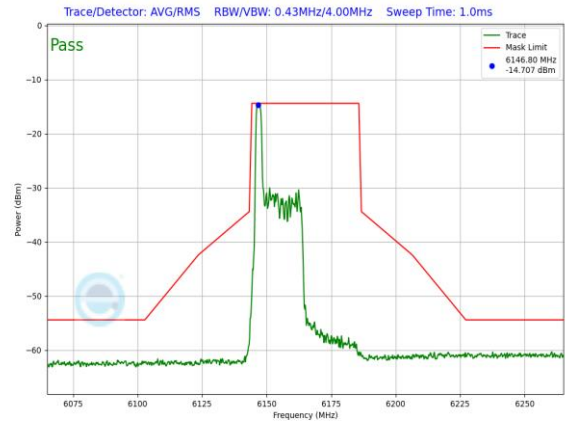
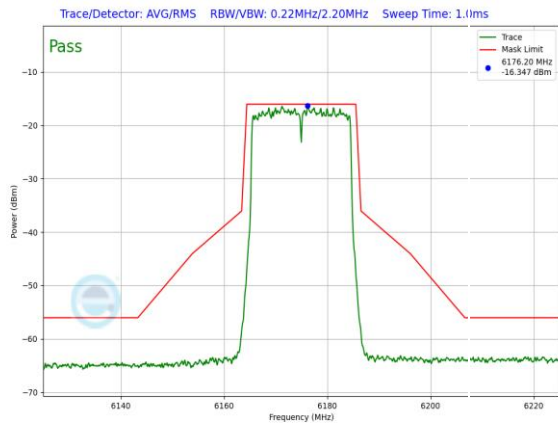


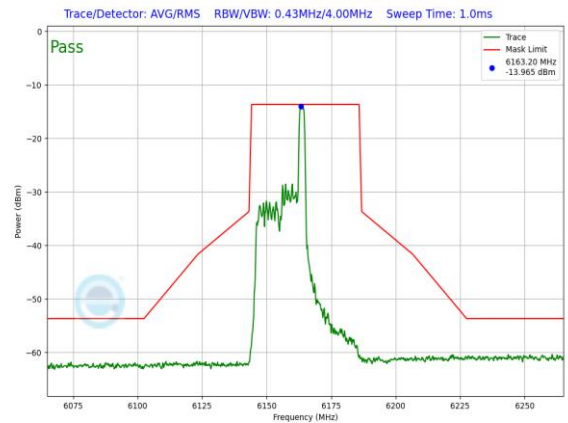
Plot 7-775. LPI In-Band Emission Plot SDM Antenna WF7a (20MHz 802.11ax RU242 (UNII Band 5) – Ch. 45)



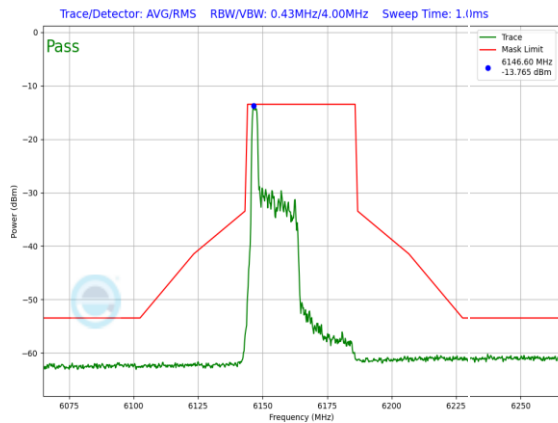
Plot 7-778. LPI In-Band Emission Plot SDM Antenna WF7a (40MHz 802.11ax RU26 (UNII Band 5) – Ch. 43)



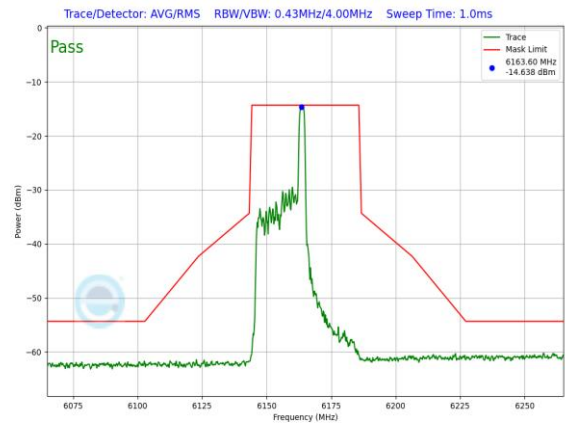
Plot 7-776. LPI In-Band Emission Plot SDM Antenna WF8 (20MHz 802.11ax RU242 (UNII Band 5) – Ch. 45)



Plot 7-779. LPI In-Band Emission Plot SDM Antenna WF8 (40MHz 802.11ax RU26 (UNII Band 5) – Ch. 43)

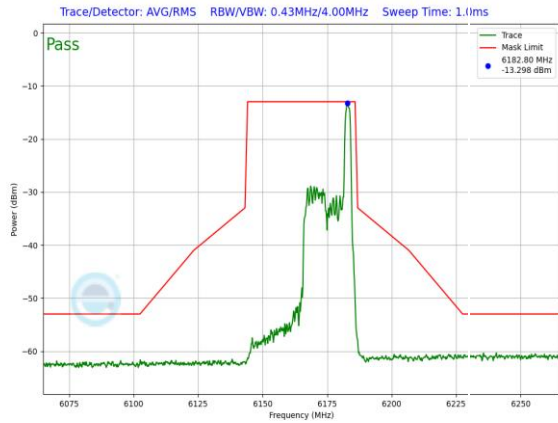


Plot 7-777. LPI In-Band Emission Plot SDM Antenna WF8 (40MHz 802.11ax RU26 (UNII Band 5) – Ch. 43)

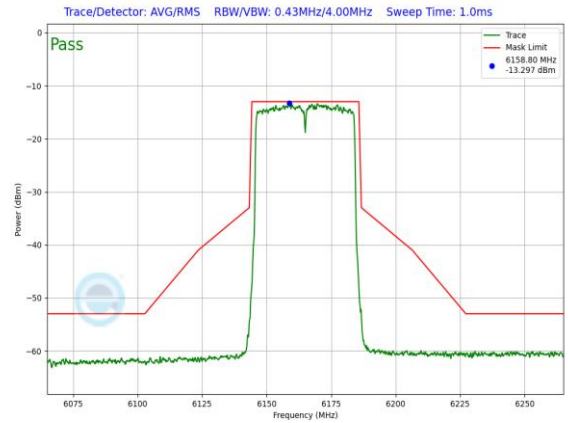


Plot 7-780. LPI In-Band Emission Plot SDM Antenna WF7a (40MHz 802.11ax RU26 (UNII Band 5) – Ch. 43)

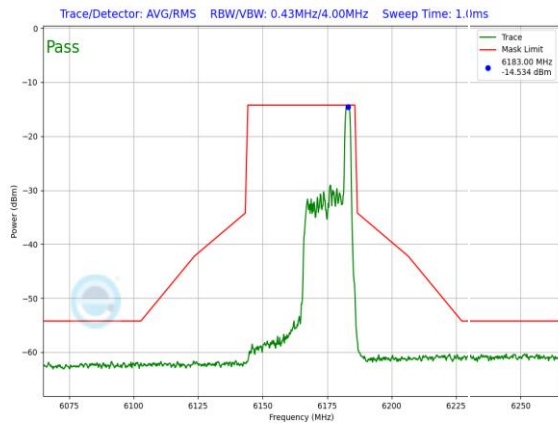
| | | | |
|---|---|---|--|
| FCC ID: BCGA2902 IC: 579C-A2902 |  | MEASUREMENT REPORT (CERTIFICATION) | Approved by: Technical Manager |
| Test Report S/N: 1C2311270063-14-R1.BCG | Test Dates: 11/29/2023 - 04/04/2024 | EUT Type: Tablet Device | Page 209 of 384 |



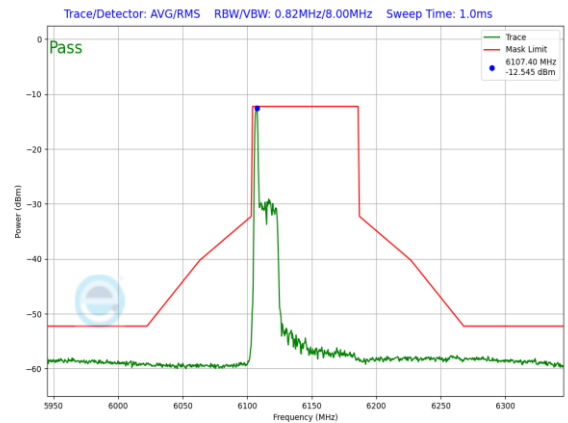
Plot 7-781. LPI In-Band Emission Plot SDM Antenna WF8 (40MHz 802.11ax RU26 (UNII Band 5) – Ch. 43)



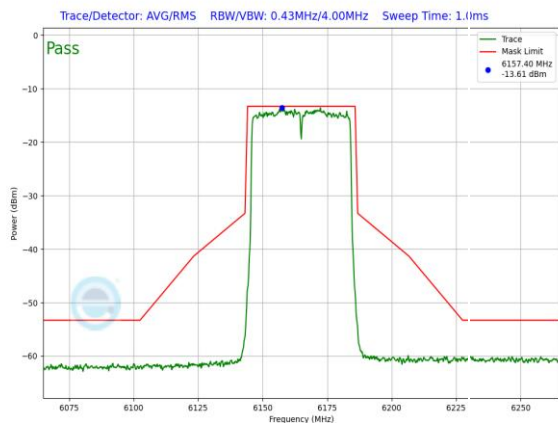
Plot 7-784. LPI In-Band Emission Plot SDM Antenna WF7a (40MHz 802.11ax RU484 (UNII Band 5) – Ch. 43)



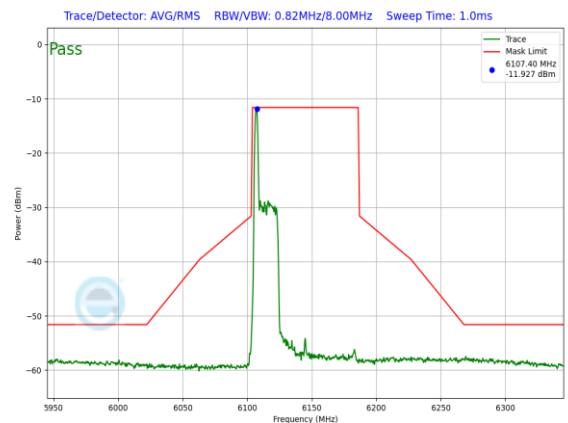
Plot 7-782. LPI In-Band Emission Plot SDM Antenna WF7a (40MHz 802.11ax RU26 (UNII Band 5) – Ch. 43)



Plot 7-785. LPI In-Band Emission Plot SDM Antenna WF8 (80MHz 802.11ax RU26 (UNII Band 5) – Ch. 39)

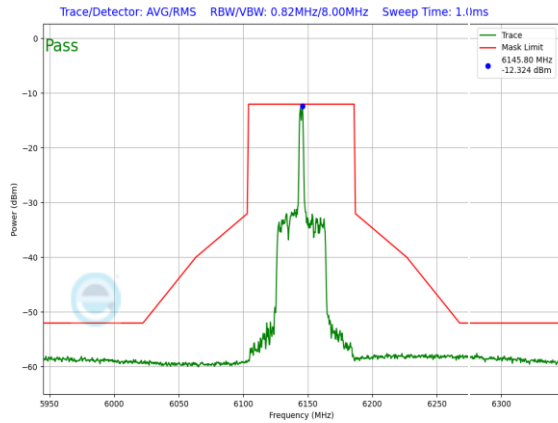


Plot 7-783. LPI In-Band Emission Plot SDM Antenna WF8 (40MHz 802.11ax RU484 (UNII Band 5) – Ch. 43)

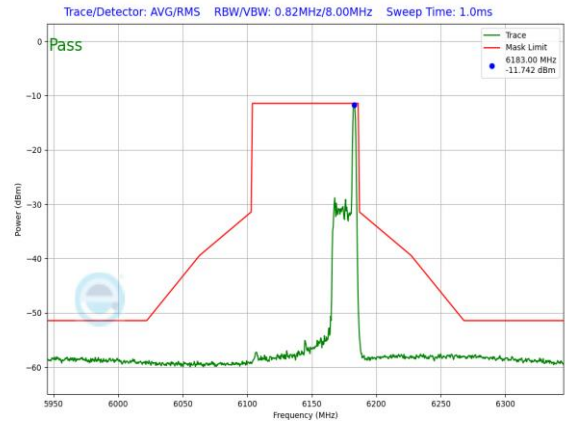


Plot 7-786. LPI In-Band Emission Plot SDM Antenna WF7a (80MHz 802.11ax RU26 (UNII Band 5) – Ch. 39)

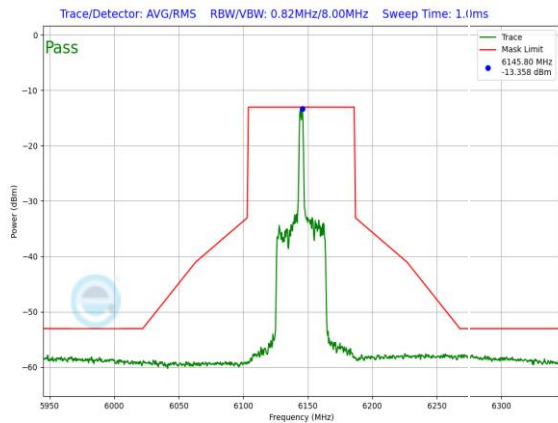
| | | | |
|--|--|---------------------------------------|-----------------------------------|
| FCC ID: BCGA2902 IC: 579C-A2902 | | MEASUREMENT REPORT (CERTIFICATION) | Approved by: Technical Manager |
| Test Report S/N: 1C2311270063-14-R1.BCG | Test Dates: 11/29/2023 - 04/04/2024 | EUT Type: Tablet Device | Page 210 of 384 |



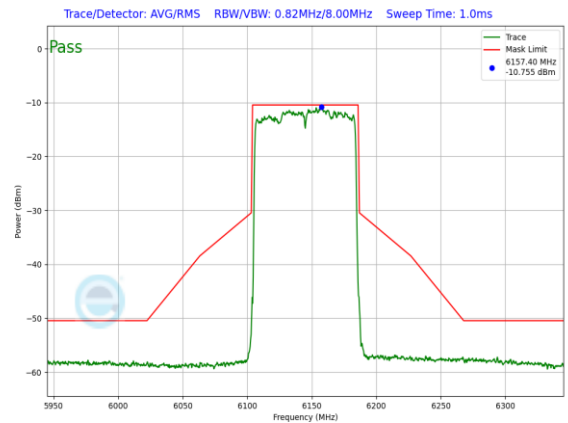
Plot 7-787. LPI In-Band Emission Plot SDM Antenna WF8 (80MHz 802.11ax RU26 (UNII Band 5) – Ch. 39)



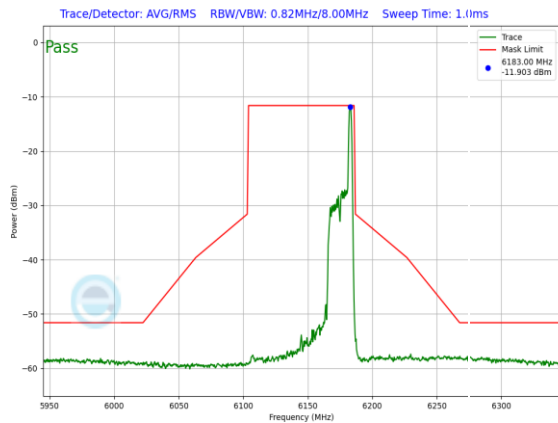
Plot 7-790. LPI In-Band Emission Plot SDM Antenna WF7a (80MHz 802.11ax RU26 (UNII Band 5) – Ch. 39)



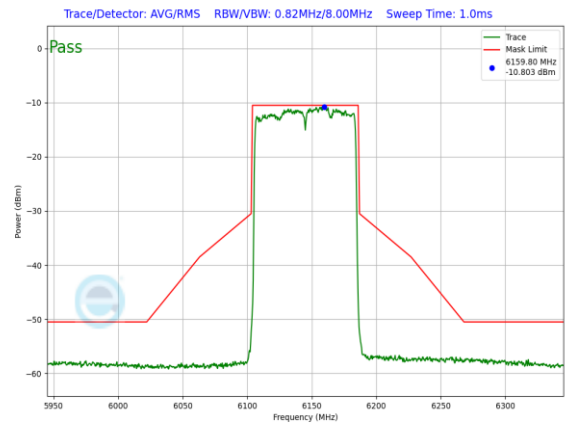
Plot 7-788. LPI In-Band Emission Plot SDM Antenna WF7a (80MHz 802.11ax RU26 (UNII Band 5) – Ch. 39)



Plot 7-791. LPI In-Band Emission Plot SDM Antenna WF8 (80MHz 802.11ax RU996 (UNII Band 5) – Ch. 39)

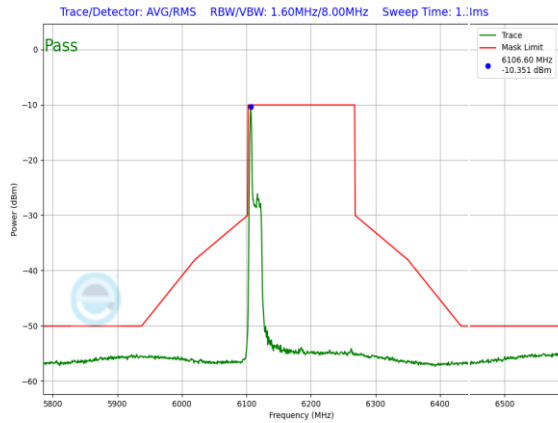


Plot 7-789. LPI In-Band Emission Plot SDM Antenna WF8 (80MHz 802.11ax RU26 (UNII Band 5) – Ch. 39)

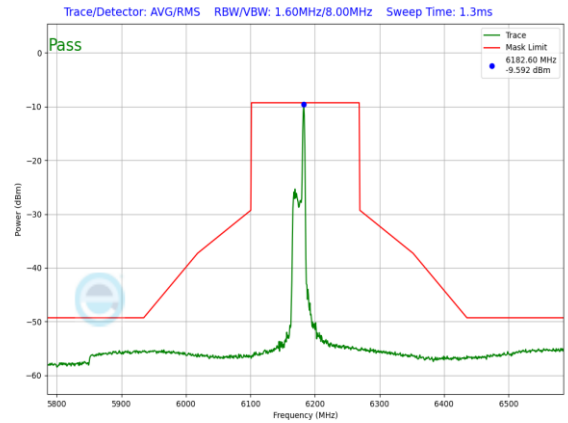


Plot 7-792. LPI In-Band Emission Plot SDM Antenna WF7a (80MHz 802.11ax RU996 (UNII Band 5) – Ch. 39)

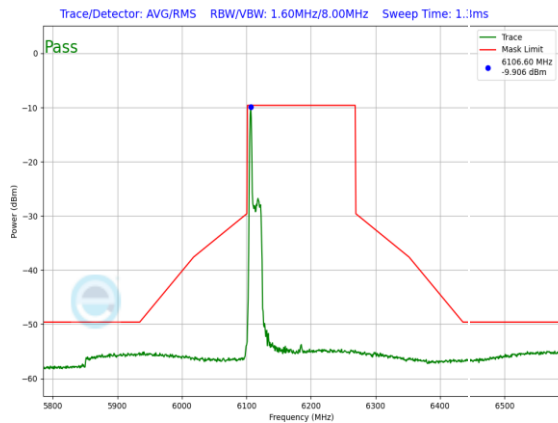
| | | | |
|--|---|---------------------------------------|-----------------------------------|
| FCC ID: BCGA2902 IC: 579C-A2902 |  | MEASUREMENT REPORT (CERTIFICATION) | Approved by: Technical Manager |
| Test Report S/N: 1C2311270063-14-R1.BCG | Test Dates: 11/29/2023 - 04/04/2024 | EUT Type: Tablet Device | Page 211 of 384 |



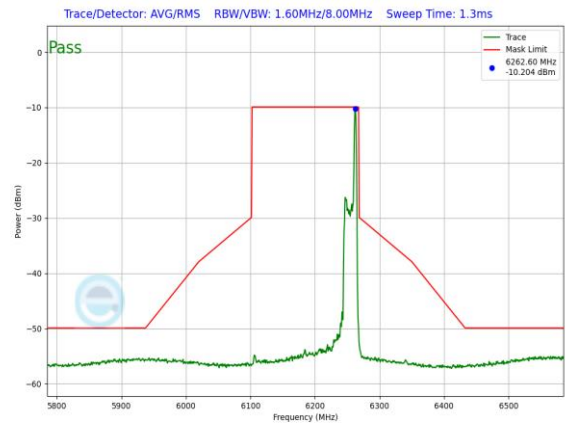
Plot 7-793. LPI In-Band Emission Plot SDM Antenna WF8 (160MHz 802.11ax RU26 (UNII Band 5) – Ch. 47)



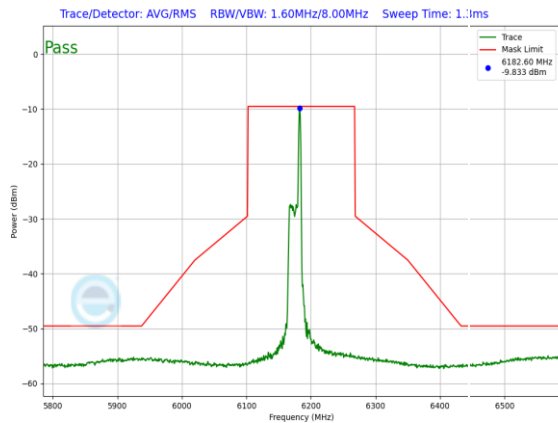
Plot 7-796. LPI In-Band Emission Plot SDM Antenna WF7a (160MHz 802.11ax RU26 (UNII Band 5) – Ch. 47)



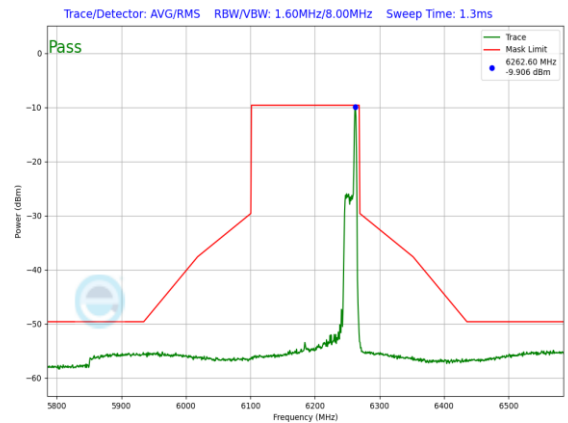
Plot 7-794. LPI In-Band Emission Plot SDM Antenna WF7a (160MHz 802.11ax RU26 (UNII Band 5) – Ch. 47)



Plot 7-797. LPI In-Band Emission Plot SDM Antenna WF8 (160MHz 802.11ax RU26 (UNII Band 5) – Ch. 47)

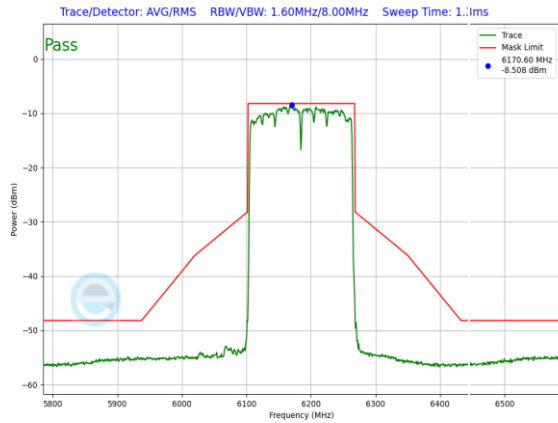


Plot 7-795. LPI In-Band Emission Plot SDM Antenna WF8 (160MHz 802.11ax RU26 (UNII Band 5) – Ch. 47)

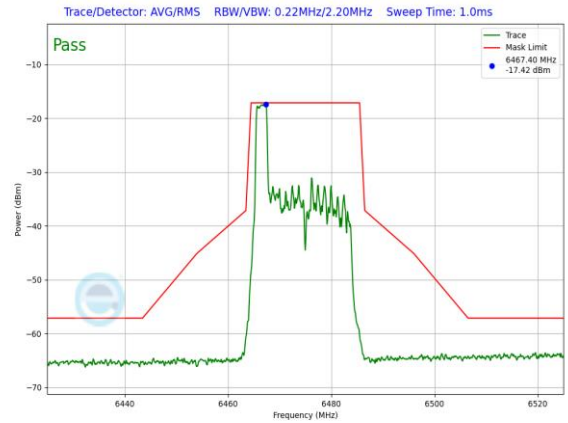


Plot 7-798. LPI In-Band Emission Plot SDM Antenna WF7a (160MHz 802.11ax RU26 (UNII Band 5) – Ch. 47)

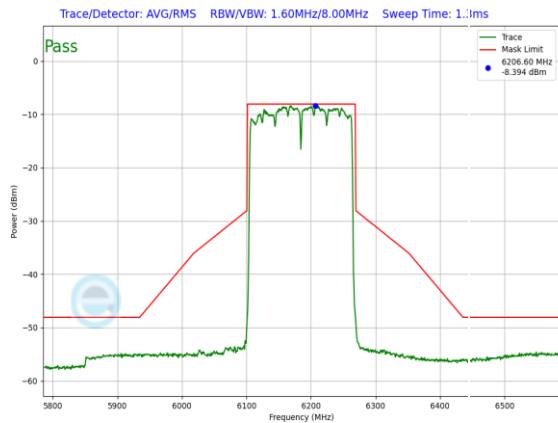
| | | | |
|--|---|---------------------------------------|-----------------------------------|
| FCC ID: BCGA2902 IC: 579C-A2902 |  | MEASUREMENT REPORT (CERTIFICATION) | Approved by: Technical Manager |
| Test Report S/N: 1C2311270063-14-R1.BCG | Test Dates: 11/29/2023 - 04/04/2024 | EUT Type: Tablet Device | Page 212 of 384 |



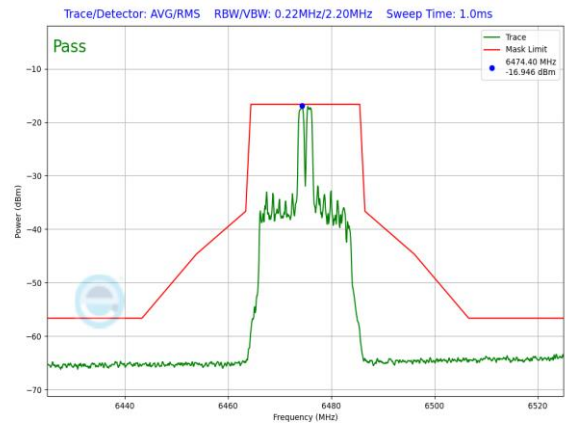
Plot 7-799. LPI In-Band Emission Plot SDM Antenna WF8 (160MHz 802.11ax RU996x2 (UNII Band 5) – Ch. 47)



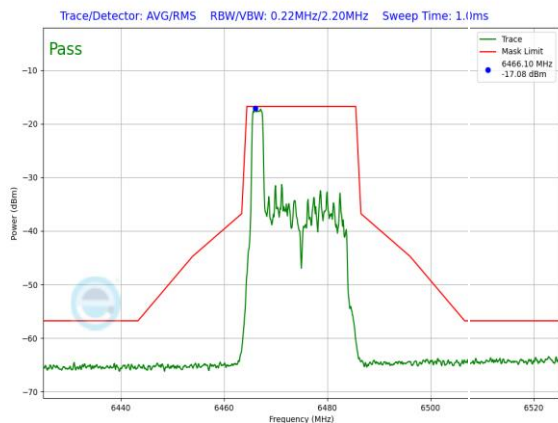
Plot 7-802. LPI In-Band Emission Plot SDM Antenna WF7a (20MHz 802.11ax RU26 (UNII Band 6) – Ch. 105)



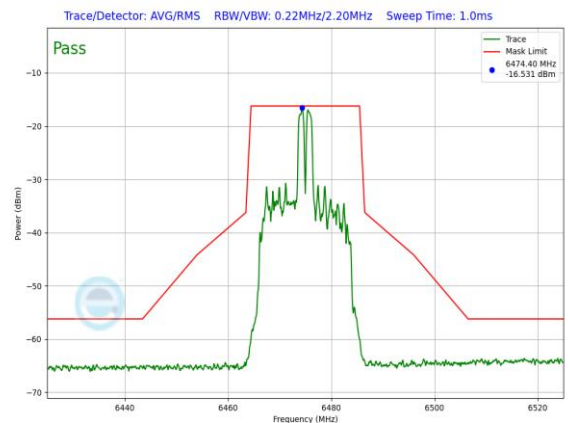
Plot 7-800. LPI In-Band Emission Plot SDM Antenna WF7a (160MHz 802.11ax RU996x2 (UNII Band 5) – Ch. 47)



Plot 7-803. LPI In-Band Emission Plot SDM Antenna WF8 (20MHz 802.11ax RU26 (UNII Band 6) – Ch. 105)

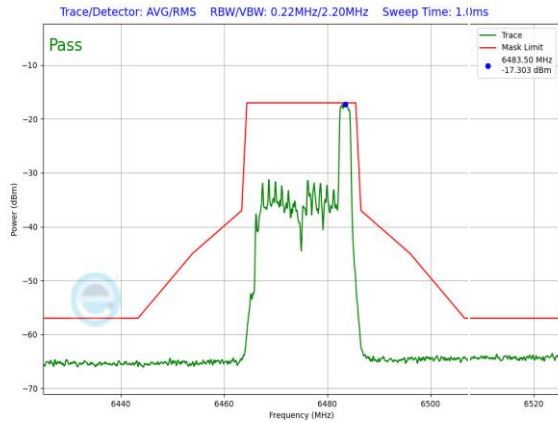


Plot 7-801. LPI In-Band Emission Plot SDM Antenna WF8 (20MHz 802.11ax RU26 (UNII Band 6) – Ch. 105)

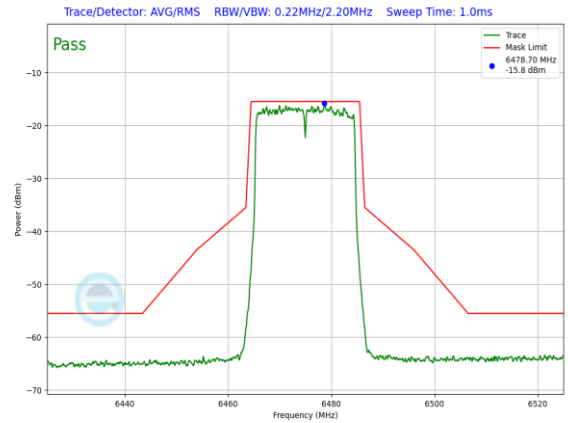


Plot 7-804. LPI In-Band Emission Plot SDM Antenna WF7a (20MHz 802.11ax RU26 (UNII Band 6) – Ch. 105)

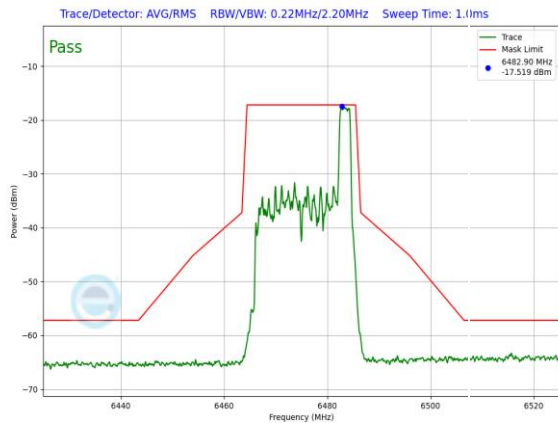
| | | | |
|---|---|---|--|
| FCC ID: BCGA2902 IC: 579C-A2902 |  | MEASUREMENT REPORT (CERTIFICATION) | Approved by: Technical Manager |
| Test Report S/N: 1C2311270063-14-R1.BCG | Test Dates: 11/29/2023 - 04/04/2024 | EUT Type: Tablet Device | Page 213 of 384 |



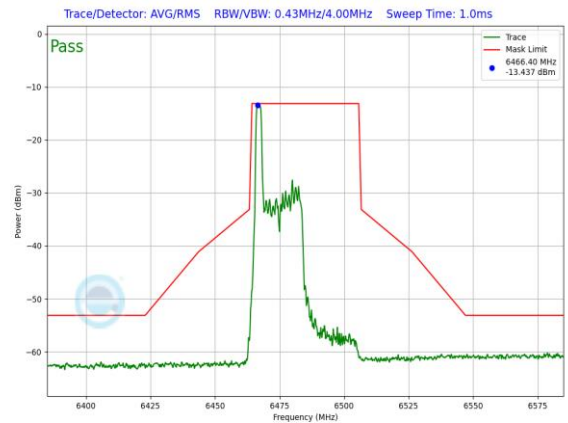
Plot 7-805. LPI In-Band Emission Plot SDM Antenna WF8 (20MHz 802.11ax RU26 (UNII Band 6) – Ch. 105)



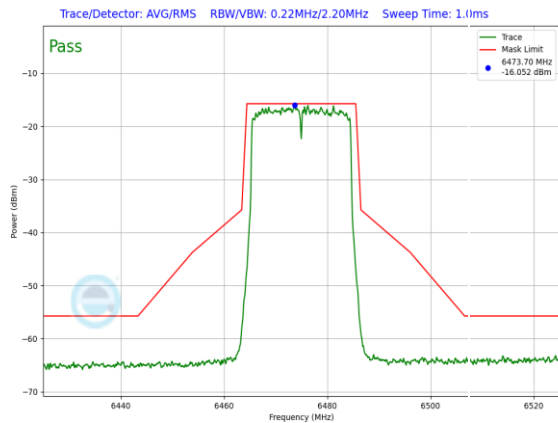
Plot 7-808. LPI In-Band Emission Plot SDM Antenna WF7a (20MHz 802.11ax RU242 (UNII Band 6) – Ch. 105)



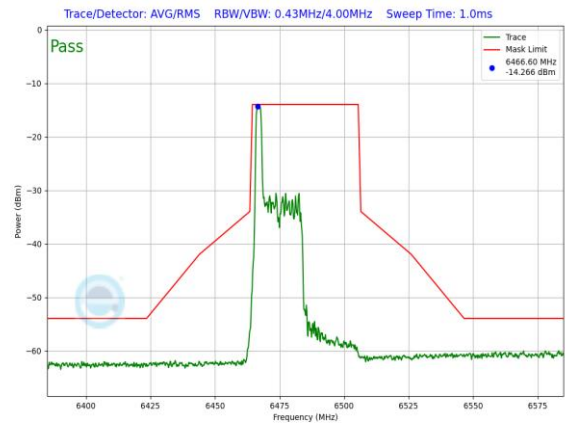
Plot 7-806. LPI In-Band Emission Plot SDM Antenna WF7a (20MHz 802.11ax RU26 (UNII Band 6) – Ch. 105)



Plot 7-809. LPI In-Band Emission Plot SDM Antenna WF8 (40MHz 802.11ax RU26 (UNII Band 6) – Ch. 107)

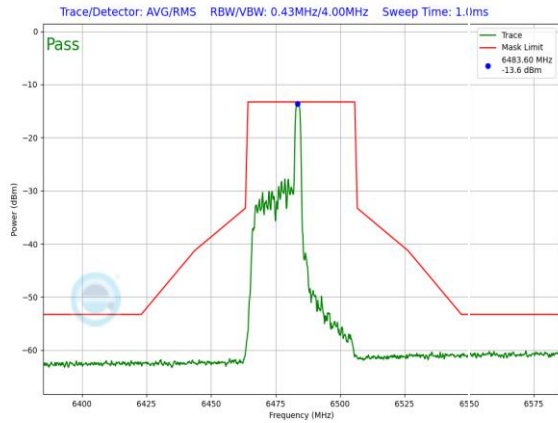


Plot 7-807. LPI In-Band Emission Plot SDM Antenna WF8 (20MHz 802.11ax RU242 (UNII Band 6) – Ch. 105)

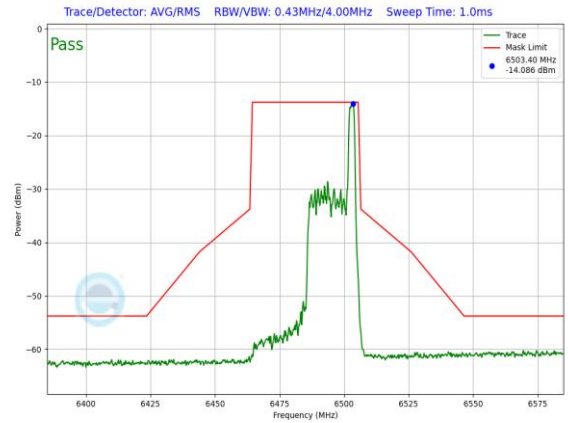


Plot 7-810. LPI In-Band Emission Plot SDM Antenna WF7a (40MHz 802.11ax RU26 (UNII Band 6) – Ch. 107)

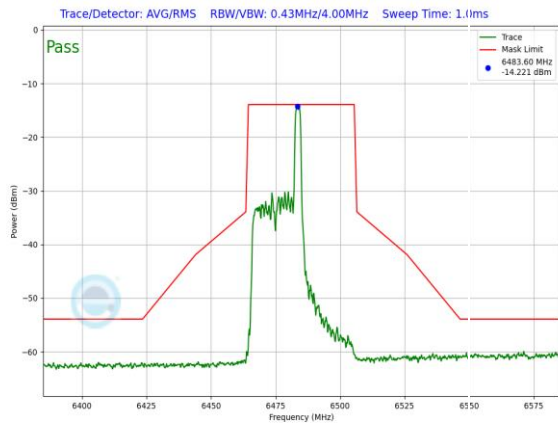
| | | | |
|---|---|---|--|
| FCC ID: BCGA2902 IC: 579C-A2902 |  | MEASUREMENT REPORT (CERTIFICATION) | Approved by: Technical Manager |
| Test Report S/N: 1C2311270063-14-R1.BCG | Test Dates: 11/29/2023 - 04/04/2024 | EUT Type: Tablet Device | Page 214 of 384 |



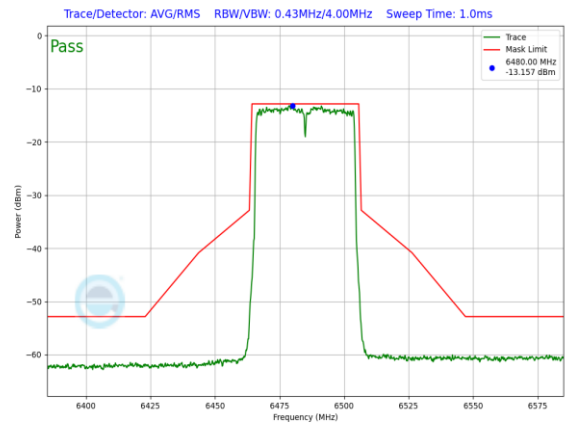
Plot 7-811. LPI In-Band Emission Plot SDM Antenna WF8 (40MHz 802.11ax RU26 (UNII Band 6) – Ch. 107)



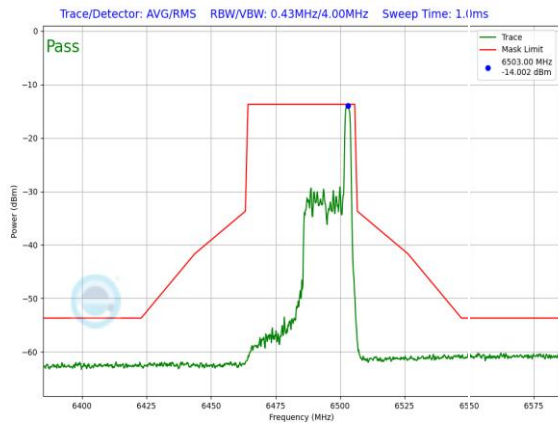
Plot 7-814. LPI In-Band Emission Plot SDM Antenna WF7a (40MHz 802.11ax RU26 (UNII Band 6) – Ch. 107)



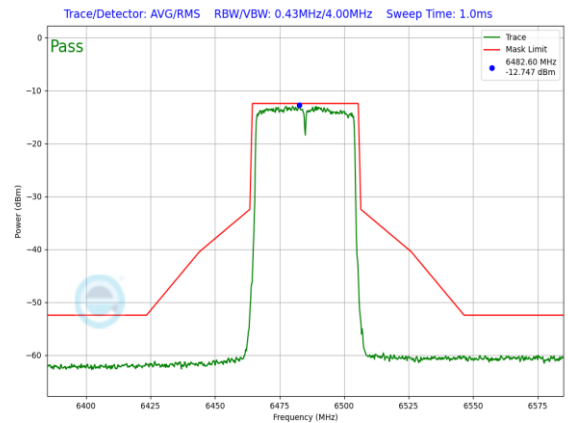
Plot 7-812. LPI In-Band Emission Plot SDM Antenna WF7a (40MHz 802.11ax RU26 (UNII Band 6) – Ch. 107)



Plot 7-815. LPI In-Band Emission Plot SDM Antenna WF8 (40MHz 802.11ax RU484 (UNII Band 6) – Ch. 107)

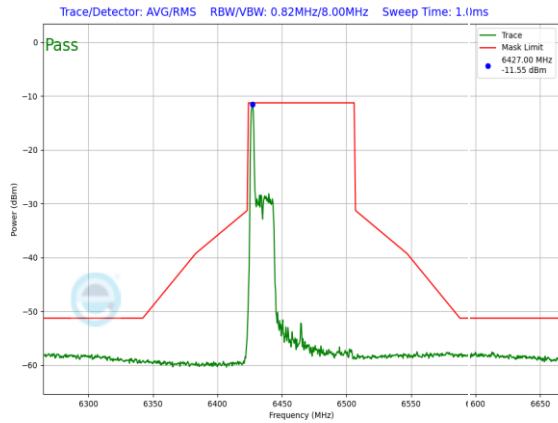


Plot 7-813. LPI In-Band Emission Plot SDM Antenna WF8 (40MHz 802.11ax RU26 (UNII Band 6) – Ch. 107)

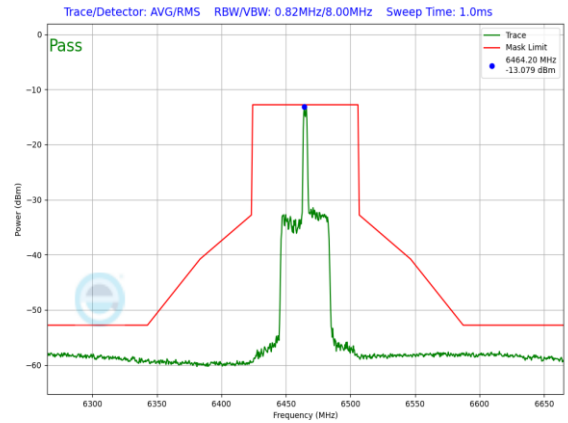


Plot 7-816. LPI In-Band Emission Plot SDM Antenna WF7a (40MHz 802.11ax RU484 (UNII Band 6) – Ch. 107)

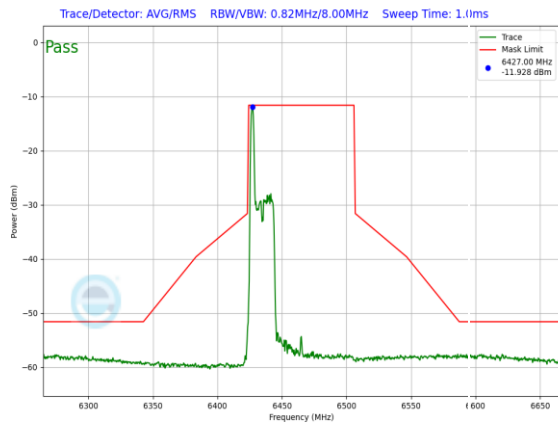
| | | | |
|--|--|---------------------------------------|-----------------------------------|
| FCC ID: BCGA2902 IC: 579C-A2902 | | MEASUREMENT REPORT (CERTIFICATION) | Approved by: Technical Manager |
| Test Report S/N: 1C2311270063-14-R1.BCG | Test Dates: 11/29/2023 - 04/04/2024 | EUT Type: Tablet Device | Page 215 of 384 |



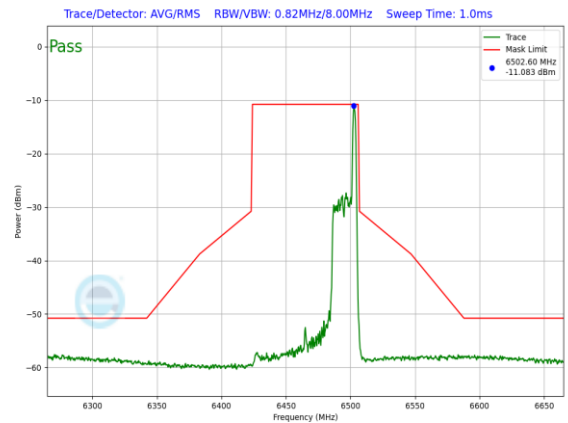
Plot 7-817. LPI In-Band Emission Plot SDM Antenna WF8 (80MHz 802.11ax RU26 (UNII Band 6) – Ch. 103)



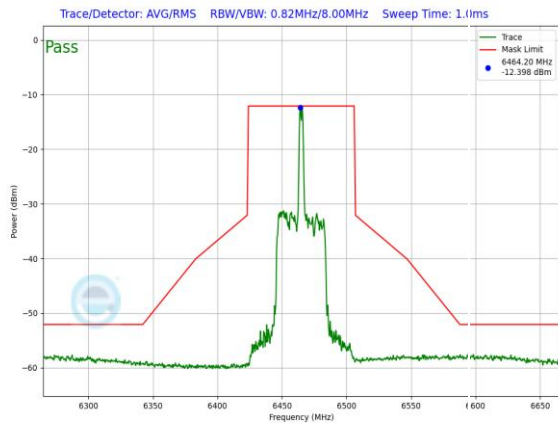
Plot 7-820. LPI In-Band Emission Plot SDM Antenna WF7a (80MHz 802.11ax RU26 (UNII Band 6) – Ch. 103)



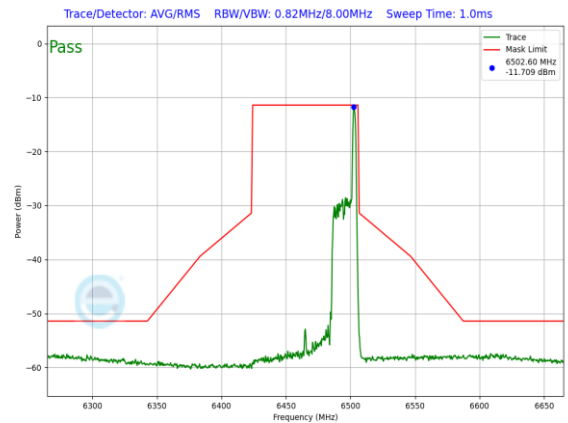
Plot 7-818. LPI In-Band Emission Plot SDM Antenna WF7a (80MHz 802.11ax RU26 (UNII Band 6) – Ch. 103)



Plot 7-821. LPI In-Band Emission Plot SDM Antenna WF8 (80MHz 802.11ax RU26 (UNII Band 6) – Ch. 103)

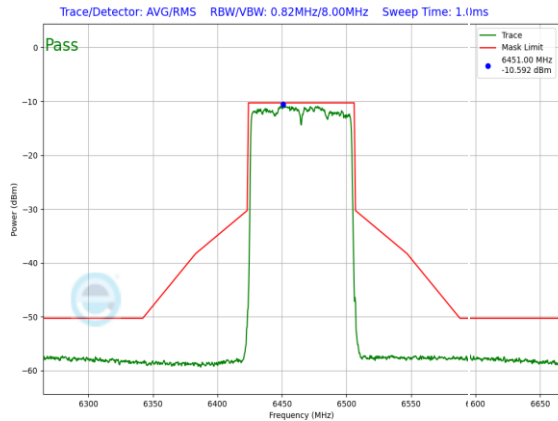


Plot 7-819. LPI In-Band Emission Plot SDM Antenna WF8 (80MHz 802.11ax RU26 (UNII Band 6) – Ch. 103)

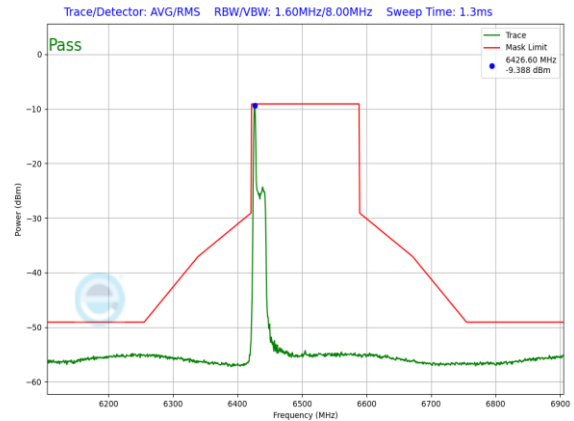


Plot 7-822. LPI In-Band Emission Plot SDM Antenna WF7a (80MHz 802.11ax RU26 (UNII Band 6) – Ch. 103)

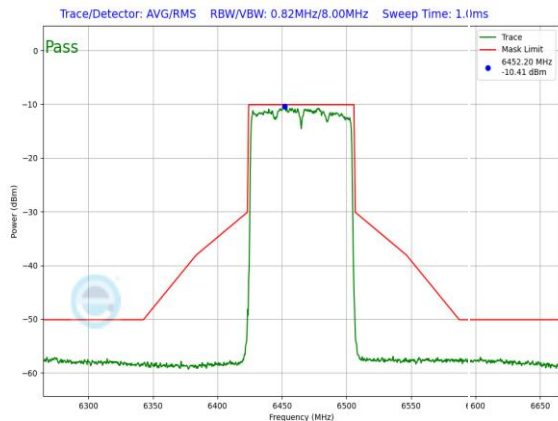
| | | | |
|--|---|---------------------------------------|-----------------------------------|
| FCC ID: BCGA2902 IC: 579C-A2902 |  | MEASUREMENT REPORT (CERTIFICATION) | Approved by: Technical Manager |
| Test Report S/N: 1C2311270063-14-R1.BCG | Test Dates: 11/29/2023 - 04/04/2024 | EUT Type: Tablet Device | Page 216 of 384 |



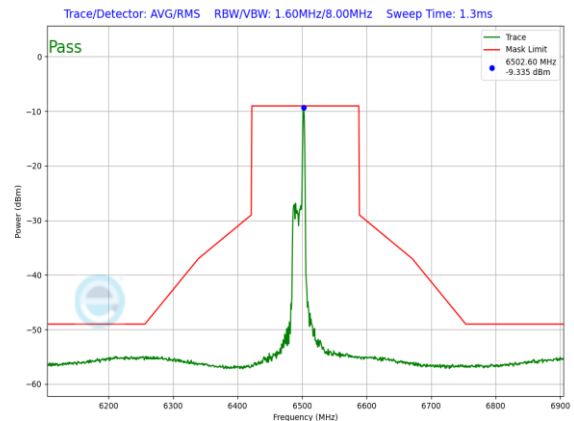
Plot 7-823. LPI In-Band Emission Plot SDM Antenna WF8 (80MHz 802.11ax RU996 (UNII Band 6) – Ch. 103)



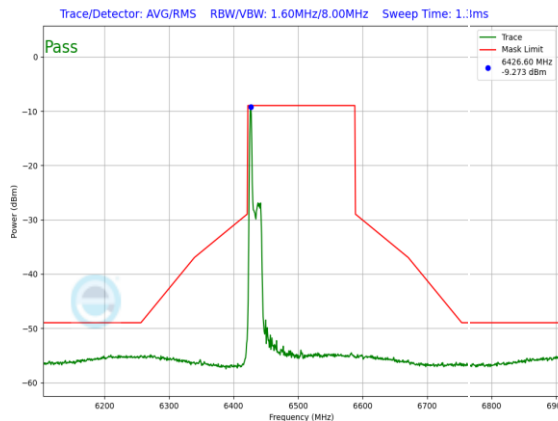
Plot 7-826. LPI In-Band Emission Plot SDM Antenna WF7a (160MHz 802.11ax RU26 (UNII Band 6) – Ch. 111)



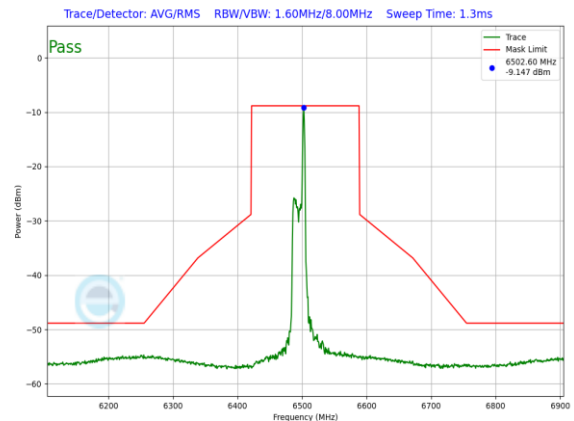
Plot 7-824. LPI In-Band Emission Plot SDM Antenna WF7a (80MHz 802.11ax RU996 (UNII Band 6) – Ch. 103)



Plot 7-827. LPI In-Band Emission Plot SDM Antenna WF8 (160MHz 802.11ax RU26 (UNII Band 6) – Ch. 111)

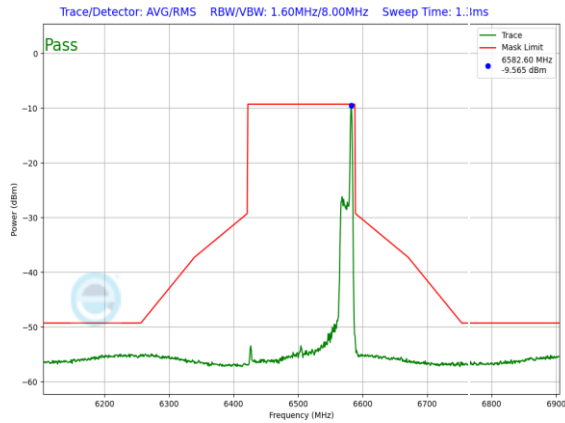


Plot 7-825. LPI In-Band Emission Plot SDM Antenna WF8 (160MHz 802.11ax RU26 (UNII Band 6) – Ch. 111)

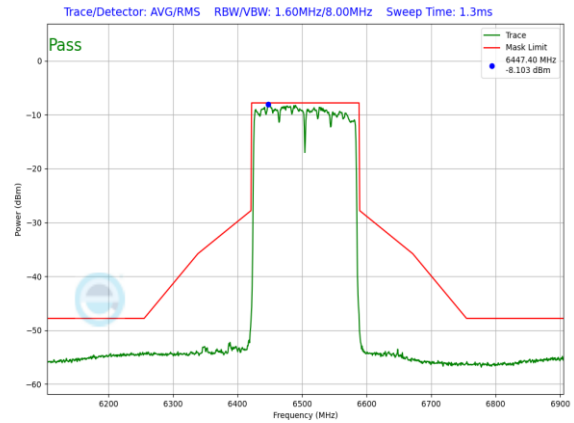


Plot 7-828. LPI In-Band Emission Plot SDM Antenna WF7a (160MHz 802.11ax RU26 (UNII Band 6) – Ch. 111)

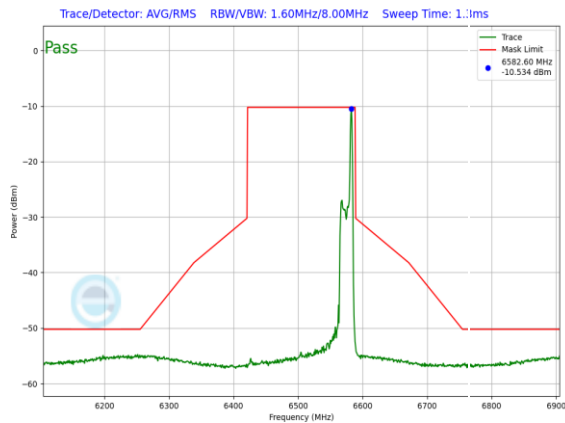
| | | | |
|--|---|---------------------------------------|-----------------------------------|
| FCC ID: BCGA2902 IC: 579C-A2902 |  | MEASUREMENT REPORT (CERTIFICATION) | Approved by: Technical Manager |
| Test Report S/N: 1C2311270063-14-R1.BCG | Test Dates: 11/29/2023 - 04/04/2024 | EUT Type: Tablet Device | Page 217 of 384 |



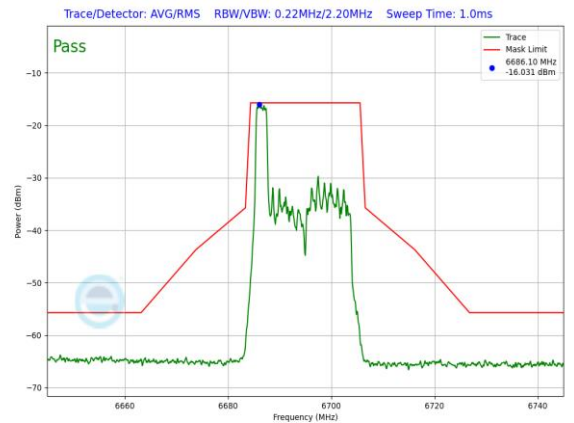
Plot 7-829. LPI In-Band Emission Plot SDM Antenna WF8 (160MHz 802.11ax RU26 (UNII Band 6) – Ch. 111)



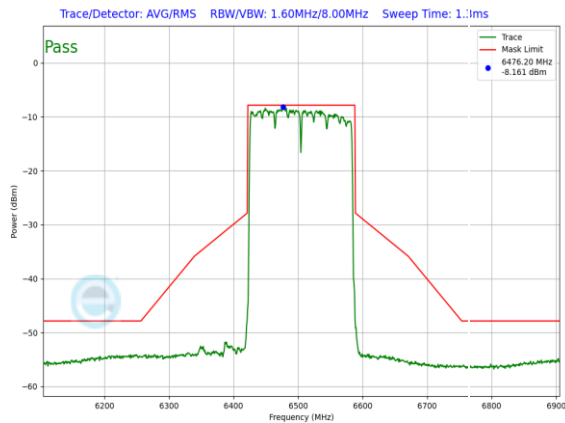
Plot 7-832. LPI In-Band Emission Plot SDM Antenna WF7a (160MHz 802.11ax RU996x2 (UNII Band 6) – Ch. 111)



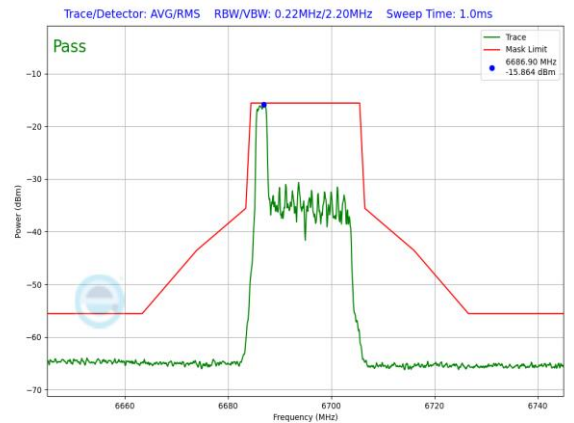
Plot 7-830. LPI In-Band Emission Plot SDM Antenna WF7a (160MHz 802.11ax RU26 (UNII Band 6) – Ch. 111)



Plot 7-833. LPI In-Band Emission Plot SDM Antenna WF8 (20MHz 802.11ax RU26 (UNII Band 7) – Ch. 149)

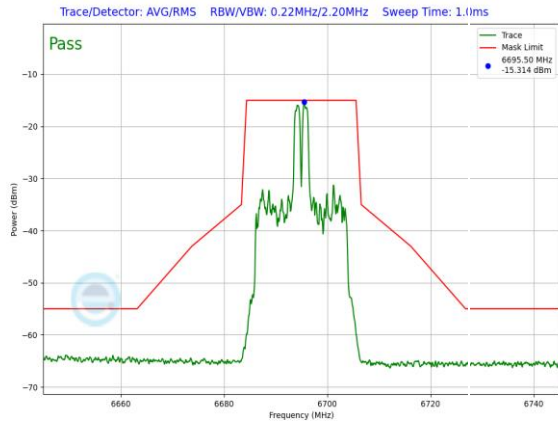


Plot 7-831. LPI In-Band Emission Plot SDM Antenna WF8 (160MHz 802.11ax RU996x2 (UNII Band 6) – Ch. 111)

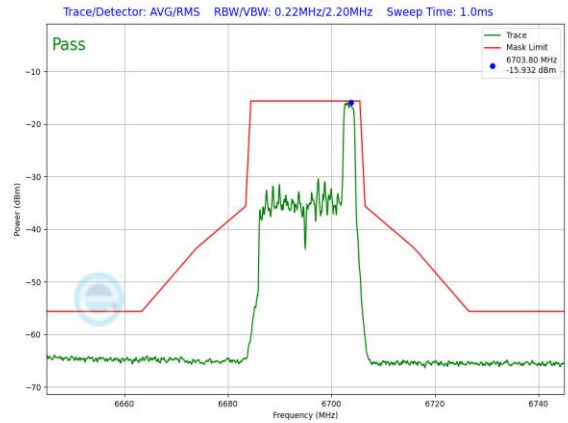


Plot 7-834. LPI In-Band Emission Plot SDM Antenna WF7a (20MHz 802.11ax RU26 (UNII Band 7) – Ch. 149)

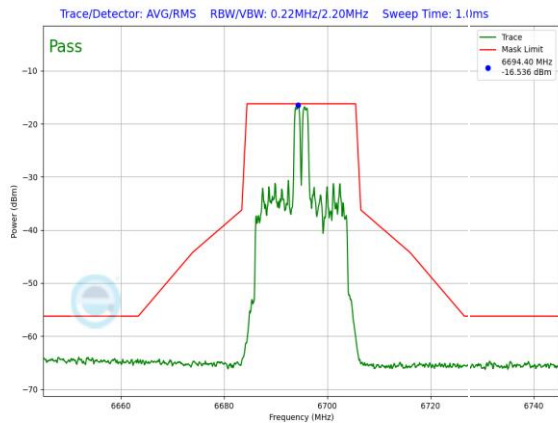
| | | | |
|---|---|---|--|
| FCC ID: BCGA2902 IC: 579C-A2902 |  | MEASUREMENT REPORT (CERTIFICATION) | Approved by: Technical Manager |
| Test Report S/N: 1C2311270063-14-R1.BCG | Test Dates: 11/29/2023 - 04/04/2024 | EUT Type: Tablet Device | Page 218 of 384 |



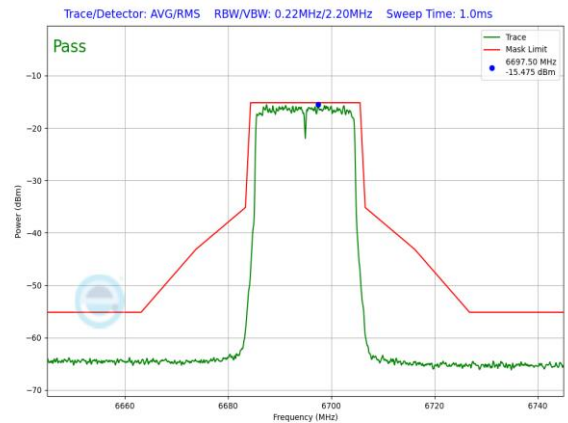
Plot 7-835. LPI In-Band Emission Plot SDM Antenna WF8 (20MHz 802.11ax RU26 (UNII Band 7) – Ch. 149)



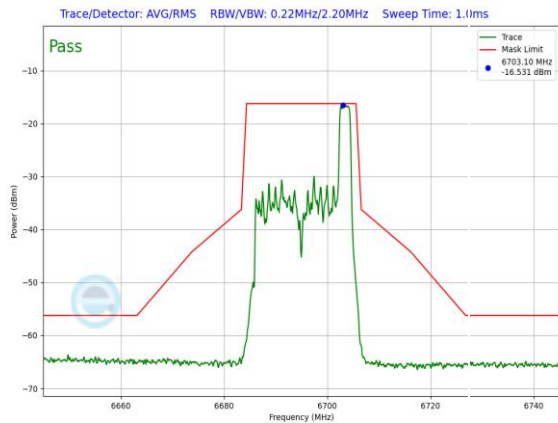
Plot 7-838. LPI In-Band Emission Plot SDM Antenna WF7a (20MHz 802.11ax RU26 (UNII Band 7) – Ch. 149)



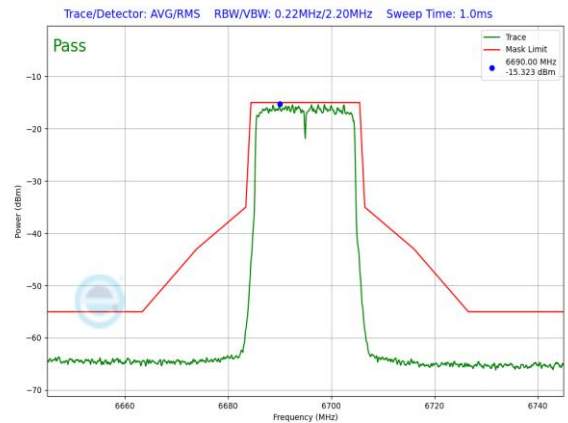
Plot 7-836. LPI In-Band Emission Plot SDM Antenna WF7a (20MHz 802.11ax RU26 (UNII Band 7) – Ch. 149)



Plot 7-839. LPI In-Band Emission Plot SDM Antenna WF8 (20MHz 802.11ax RU242 (UNII Band 7) – Ch. 149)

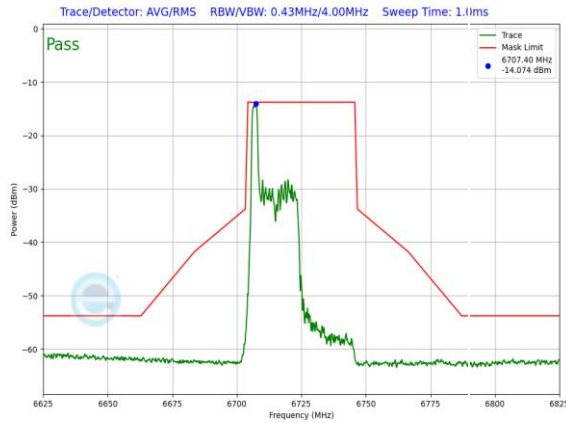


Plot 7-837. LPI In-Band Emission Plot SDM Antenna WF8 (20MHz 802.11ax RU26 (UNII Band 7) – Ch. 149)

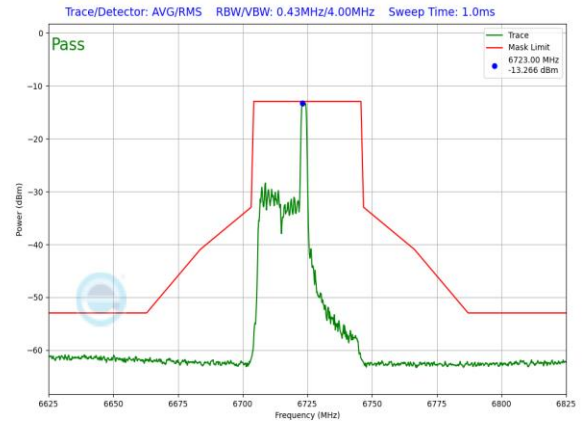


Plot 7-840. LPI In-Band Emission Plot SDM Antenna WF7a (20MHz 802.11ax RU242 (UNII Band 7) – Ch. 149)

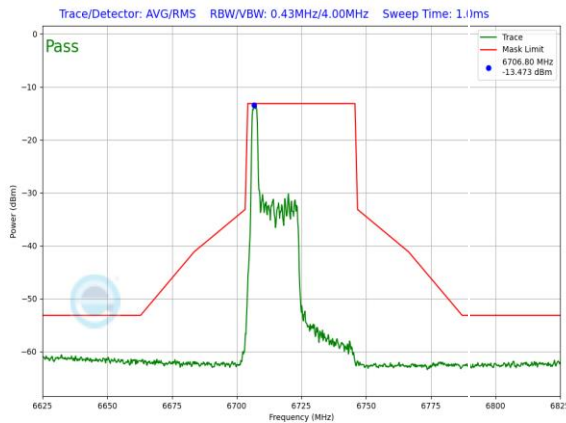
| | | | |
|--|---|---------------------------------------|-----------------------------------|
| FCC ID: BCGA2902 IC: 579C-A2902 |  | MEASUREMENT REPORT (CERTIFICATION) | Approved by: Technical Manager |
| Test Report S/N: 1C2311270063-14-R1.BCG | Test Dates: 11/29/2023 - 04/04/2024 | EUT Type: Tablet Device | Page 219 of 384 |



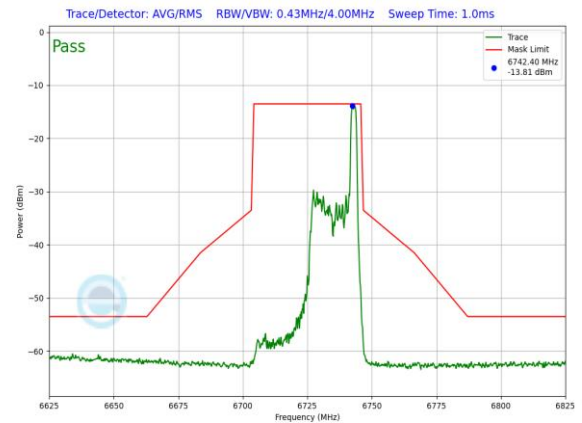
Plot 7-841. LPI In-Band Emission Plot SDM Antenna WF8 (40MHz 802.11ax RU26 (UNII Band 7) – Ch. 155)



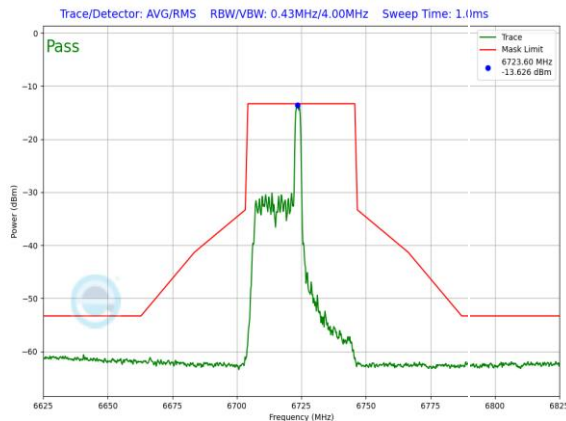
Plot 7-844. LPI In-Band Emission Plot SDM Antenna WF7a (40MHz 802.11ax RU26 (UNII Band 7) – Ch. 155)



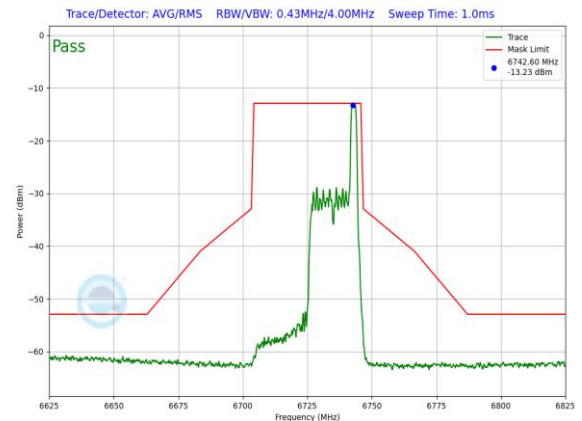
Plot 7-842. LPI In-Band Emission Plot SDM Antenna WF7a (40MHz 802.11ax RU26 (UNII Band 7) – Ch. 155)



Plot 7-845. LPI In-Band Emission Plot SDM Antenna WF8 (40MHz 802.11ax RU26 (UNII Band 7) – Ch. 155)

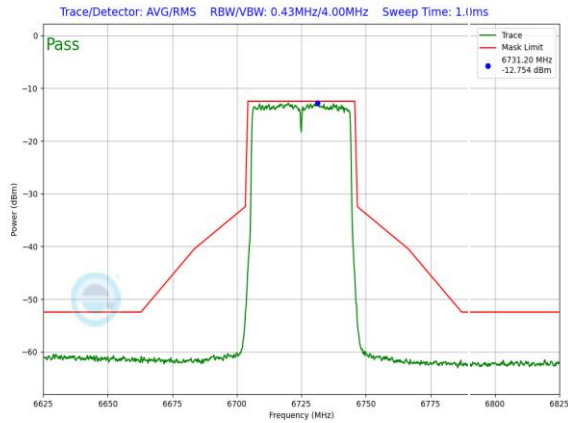


Plot 7-843. LPI In-Band Emission Plot SDM Antenna WF8 (40MHz 802.11ax RU26 (UNII Band 7) – Ch. 155)

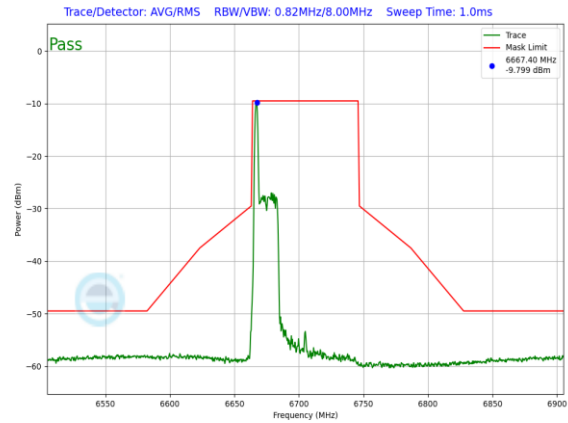


Plot 7-846. LPI In-Band Emission Plot SDM Antenna WF7a (40MHz 802.11ax RU26 (UNII Band 7) – Ch. 155)

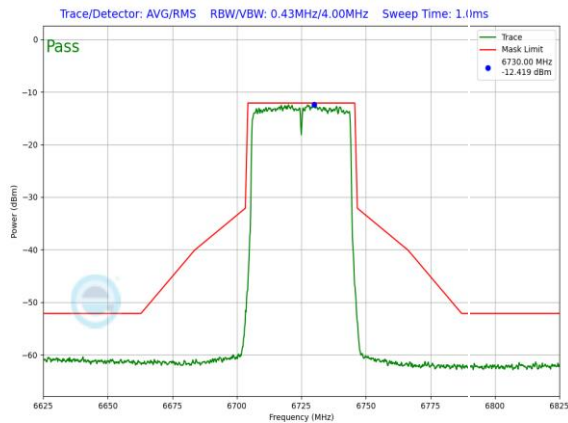
| | | | |
|---|---|---|--|
| FCC ID: BCGA2902 IC: 579C-A2902 |  | MEASUREMENT REPORT (CERTIFICATION) | Approved by: Technical Manager |
| Test Report S/N: 1C2311270063-14-R1.BCG | Test Dates: 11/29/2023 - 04/04/2024 | EUT Type: Tablet Device | Page 220 of 384 |



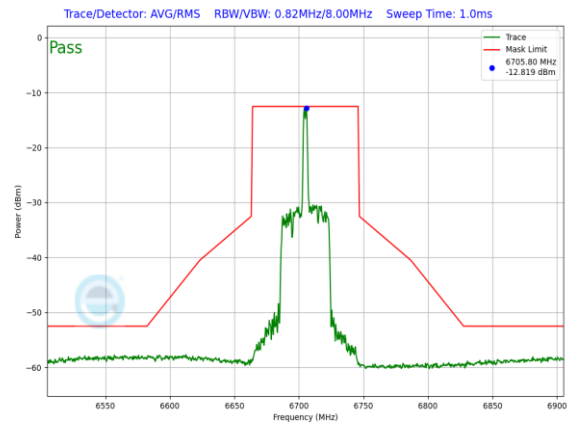
Plot 7-847. LPI In-Band Emission Plot SDM Antenna WF8 (40MHz 802.11ax RU484 (UNII Band 7) – Ch. 155)



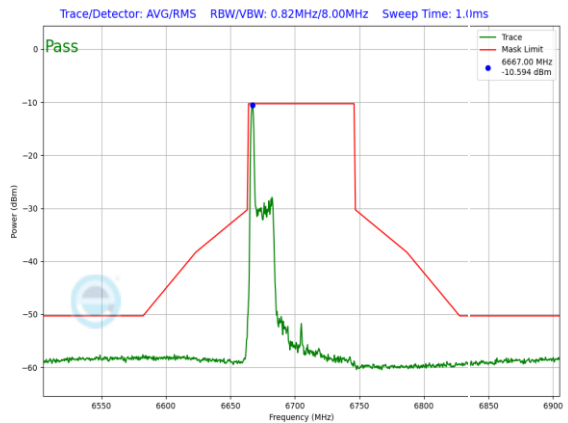
Plot 7-850. LPI In-Band Emission Plot SDM Antenna WF7a (80MHz 802.11ax RU26 (UNII Band 7) – Ch. 151)



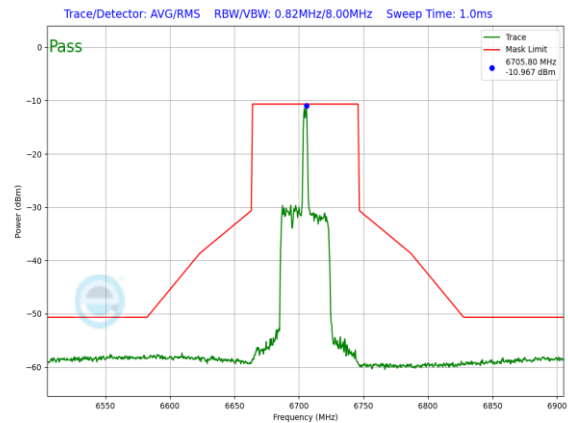
Plot 7-848. LPI In-Band Emission Plot SDM Antenna WF7a (40MHz 802.11ax RU484 (UNII Band 7) – Ch. 155)



Plot 7-851. LPI In-Band Emission Plot SDM Antenna WF8 (80MHz 802.11ax RU26 (UNII Band 7) – Ch. 151)

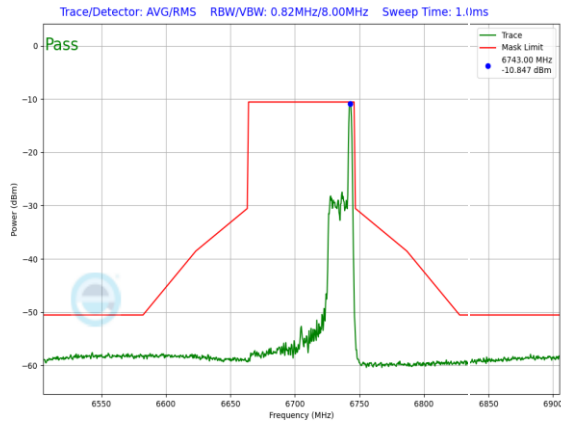


Plot 7-849. LPI In-Band Emission Plot SDM Antenna WF8 (80MHz 802.11ax RU26 (UNII Band 7) – Ch. 151)

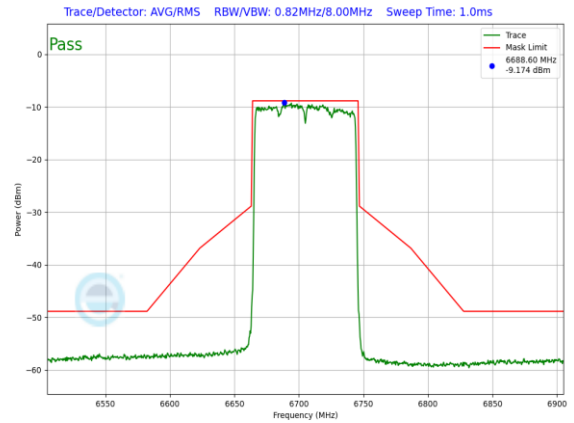


Plot 7-852. LPI In-Band Emission Plot SDM Antenna WF7a (80MHz 802.11ax RU26 (UNII Band 7) – Ch. 151)

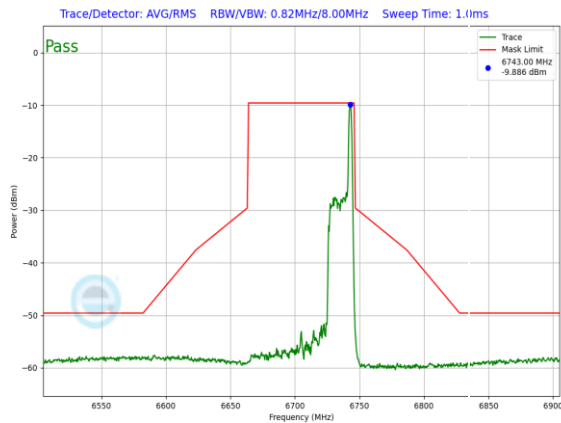
| | | | |
|--|---|---------------------------------------|-----------------------------------|
| FCC ID: BCGA2902 IC: 579C-A2902 |  | MEASUREMENT REPORT (CERTIFICATION) | Approved by: Technical Manager |
| Test Report S/N: 1C2311270063-14-R1.BCG | Test Dates: 11/29/2023 - 04/04/2024 | EUT Type: Tablet Device | Page 221 of 384 |



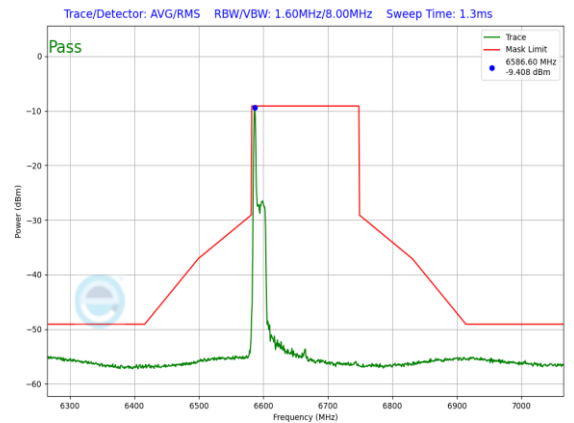
Plot 7-853. LPI In-Band Emission Plot SDM Antenna WF8 (80MHz 802.11ax RU26 (UNII Band 7) – Ch. 151)



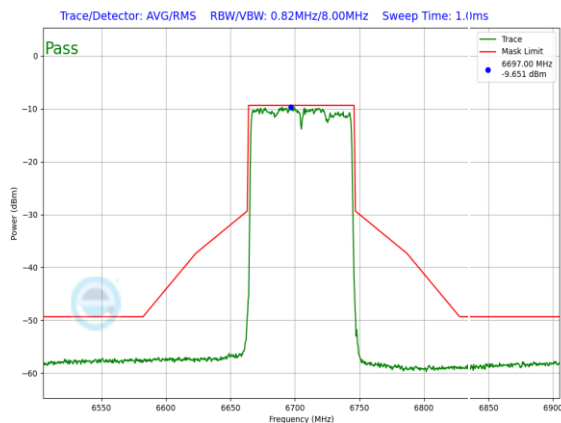
Plot 7-856. LPI In-Band Emission Plot SDM Antenna WF7a (80MHz 802.11ax RU996 (UNII Band 7) – Ch. 151)



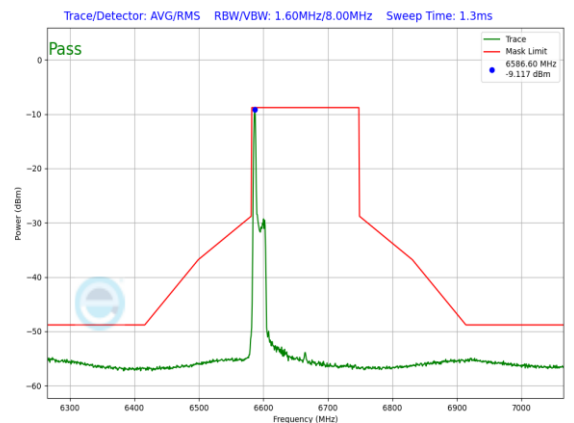
Plot 7-854. LPI In-Band Emission Plot SDM Antenna WF7a (80MHz 802.11ax RU26 (UNII Band 7) – Ch. 151)



Plot 7-857. LPI In-Band Emission Plot SDM Antenna WF8 (160MHz 802.11ax RU26 (UNII Band 7) – Ch. 143)

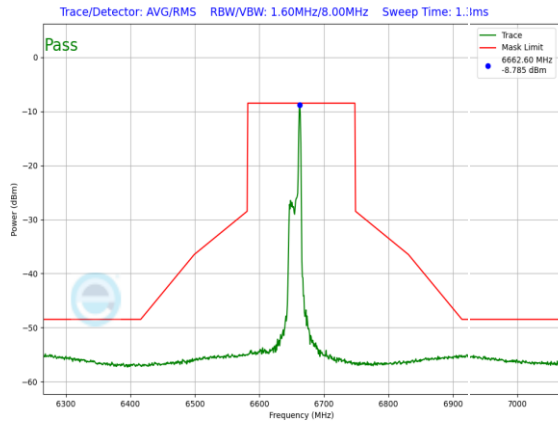


Plot 7-855. LPI In-Band Emission Plot SDM Antenna WF8 (80MHz 802.11ax RU996 (UNII Band 7) – Ch. 151)

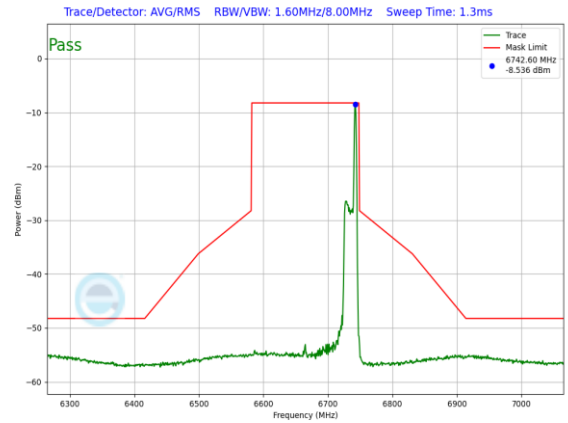


Plot 7-858. LPI In-Band Emission Plot SDM Antenna WF7a (160MHz 802.11ax RU26 (UNII Band 7) – Ch. 143)

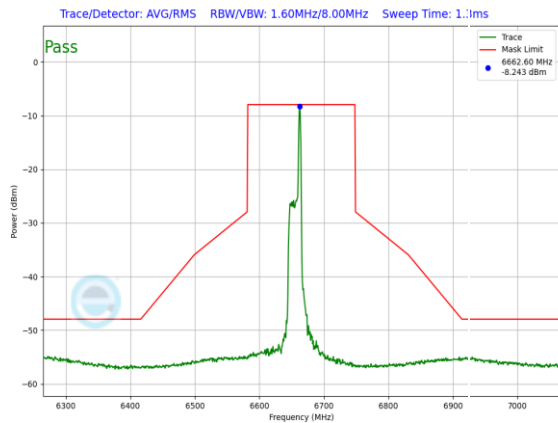
| | | | |
|---|---|---|--|
| FCC ID: BCGA2902 IC: 579C-A2902 |  | MEASUREMENT REPORT (CERTIFICATION) | Approved by: Technical Manager |
| Test Report S/N: 1C2311270063-14-R1.BCG | Test Dates: 11/29/2023 - 04/04/2024 | EUT Type: Tablet Device | Page 222 of 384 |



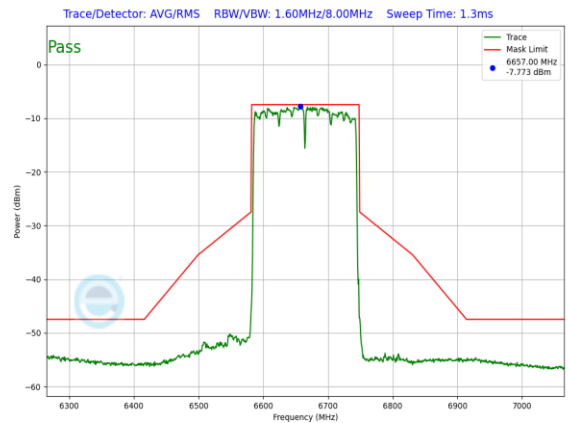
Plot 7-859. LPI In-Band Emission Plot SDM Antenna WF8 (160MHz 802.11ax RU26 (UNII Band 7) – Ch. 143)



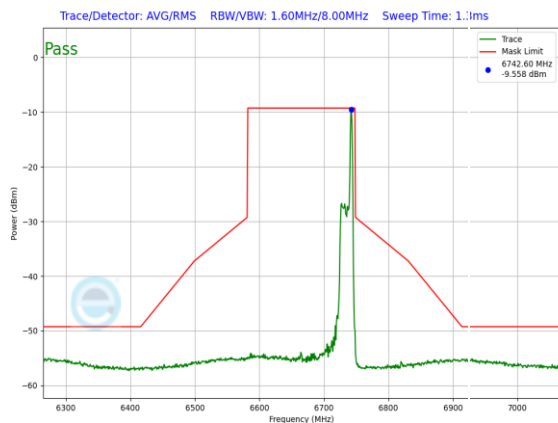
Plot 7-862. LPI In-Band Emission Plot SDM Antenna WF7a (160MHz 802.11ax RU26 (UNII Band 7) – Ch. 143)



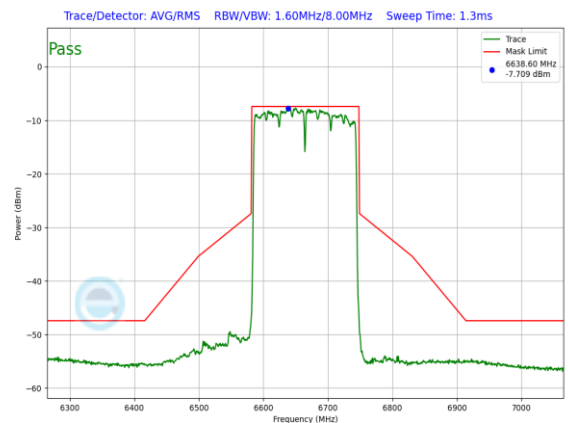
Plot 7-860. LPI In-Band Emission Plot SDM Antenna WF7a (160MHz 802.11ax RU26 (UNII Band 7) – Ch. 143)



Plot 7-863. LPI In-Band Emission Plot SDM Antenna WF8 (160MHz 802.11ax RU996x2 (UNII Band 7) – Ch. 143)

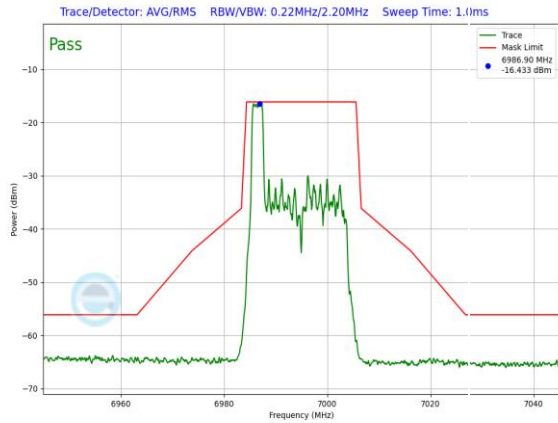


Plot 7-861. LPI In-Band Emission Plot SDM Antenna WF8 (160MHz 802.11ax RU26 (UNII Band 7) – Ch. 143)

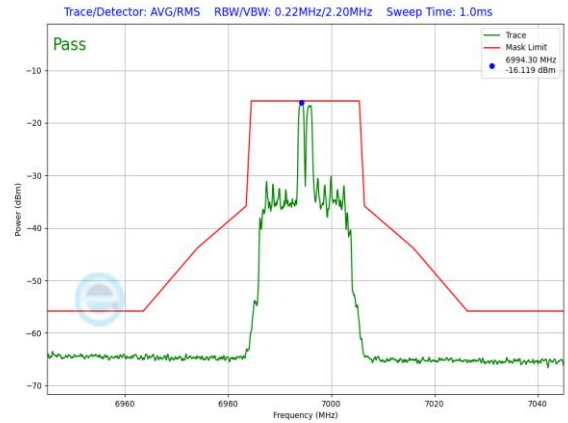


Plot 7-864. LPI In-Band Emission Plot SDM Antenna WF7a (160MHz 802.11ax RU996x2 (UNII Band 7) – Ch. 143)

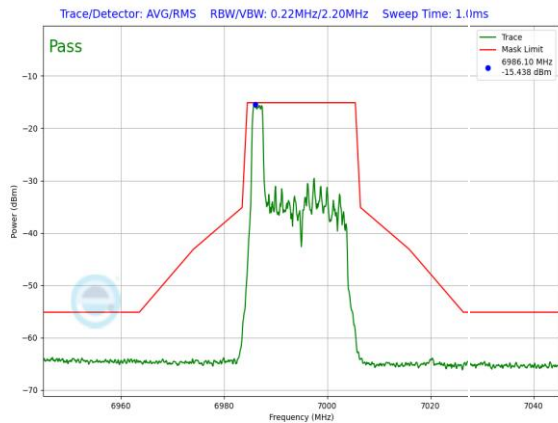
| | | | |
|--|---|---------------------------------------|-----------------------------------|
| FCC ID: BCGA2902 IC: 579C-A2902 |  | MEASUREMENT REPORT (CERTIFICATION) | Approved by: Technical Manager |
| Test Report S/N: 1C2311270063-14-R1.BCG | Test Dates: 11/29/2023 - 04/04/2024 | EUT Type: Tablet Device | Page 223 of 384 |



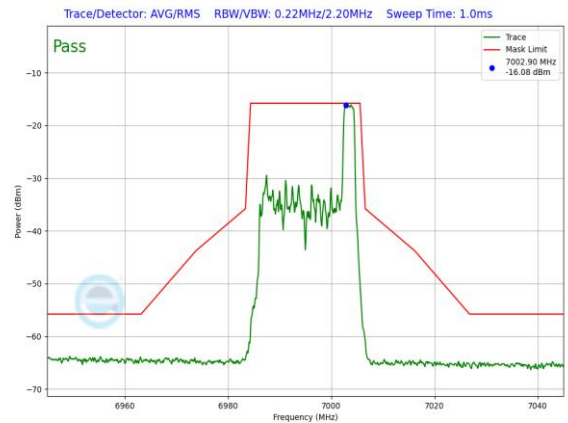
Plot 7-865. LPI In-Band Emission Plot SDM Antenna WF8 (20MHz 802.11ax RU26 (UNII Band 8) – Ch. 209)



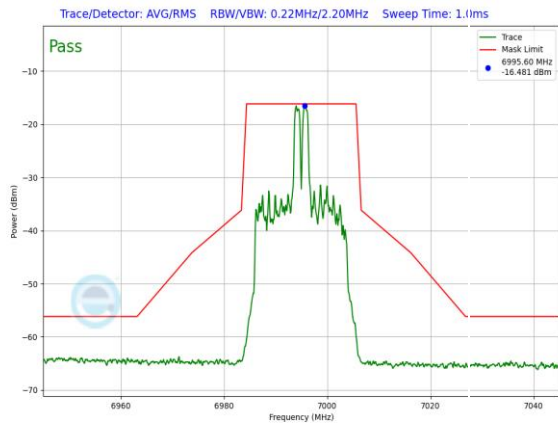
Plot 7-868. LPI In-Band Emission Plot SDM Antenna WF7a (20MHz 802.11ax RU26 (UNII Band 8) – Ch. 209)



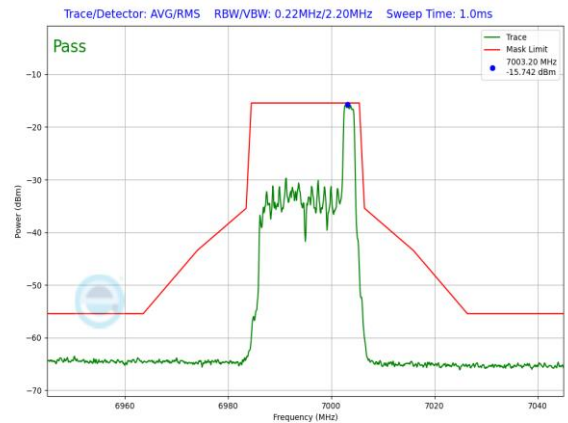
Plot 7-866. LPI In-Band Emission Plot SDM Antenna WF7a (20MHz 802.11ax RU26 (UNII Band 8) – Ch. 209)



Plot 7-869. LPI In-Band Emission Plot SDM Antenna WF8 (20MHz 802.11ax RU26 (UNII Band 8) – Ch. 209)

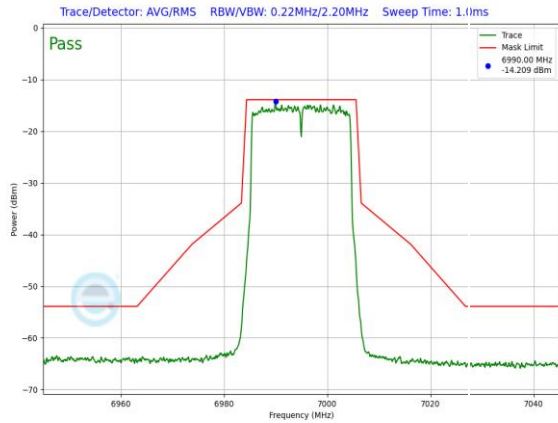


Plot 7-867. LPI In-Band Emission Plot SDM Antenna WF8 (20MHz 802.11ax RU26 (UNII Band 8) – Ch. 209)

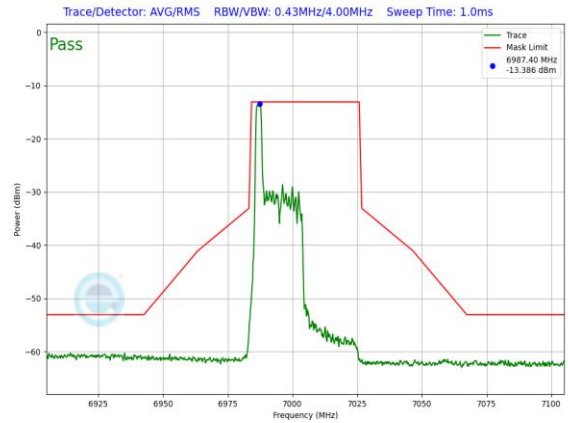


Plot 7-870. LPI In-Band Emission Plot SDM Antenna WF7a (20MHz 802.11ax RU26 (UNII Band 8) – Ch. 209)

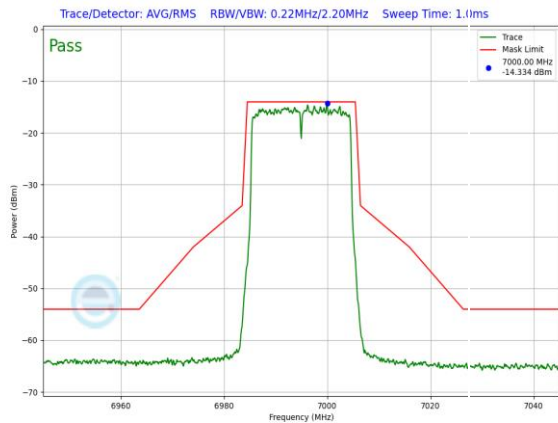
| | | | |
|---|---|---|--|
| FCC ID: BCGA2902 IC: 579C-A2902 |  | MEASUREMENT REPORT (CERTIFICATION) | Approved by: Technical Manager |
| Test Report S/N: 1C2311270063-14-R1.BCG | Test Dates: 11/29/2023 - 04/04/2024 | EUT Type: Tablet Device | Page 224 of 384 |



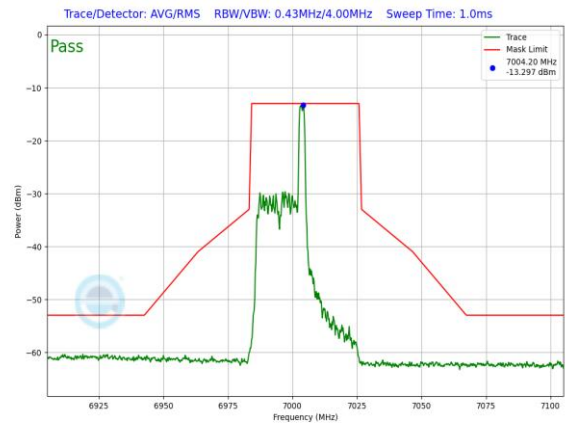
Plot 7-871. LPI In-Band Emission Plot SDM Antenna WF8 (20MHz 802.11ax RU242 (UNII Band 8) – Ch. 209)



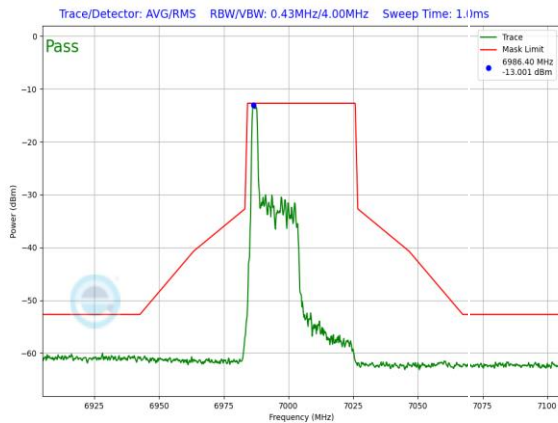
Plot 7-874. LPI In-Band Emission Plot SDM Antenna WF7a (40MHz 802.11ax RU26 (UNII Band 8) – Ch. 211)



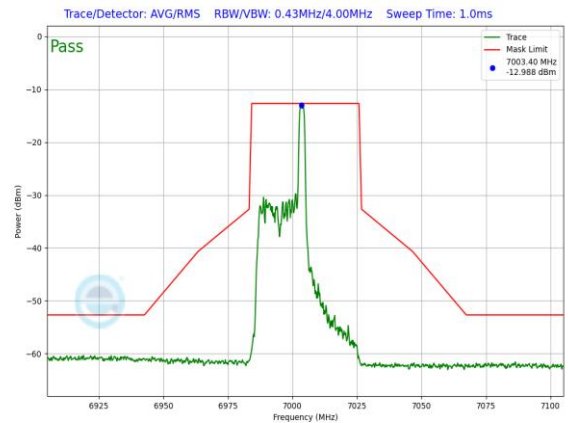
Plot 7-872. LPI In-Band Emission Plot SDM Antenna WF7a (20MHz 802.11ax RU242 (UNII Band 8) – Ch. 209)



Plot 7-875. LPI In-Band Emission Plot SDM Antenna WF8 (40MHz 802.11ax RU26 (UNII Band 8) – Ch. 211)

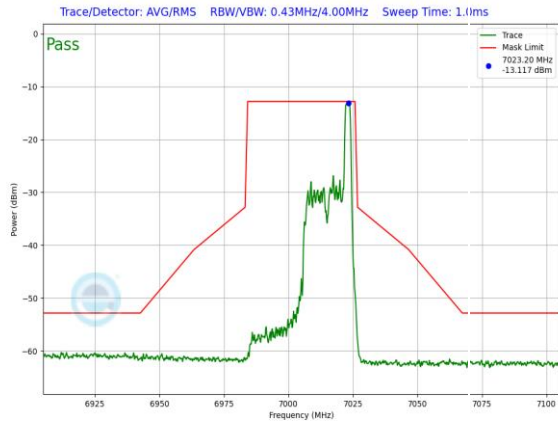


Plot 7-873. LPI In-Band Emission Plot SDM Antenna WF8 (40MHz 802.11ax RU26 (UNII Band 8) – Ch. 211)

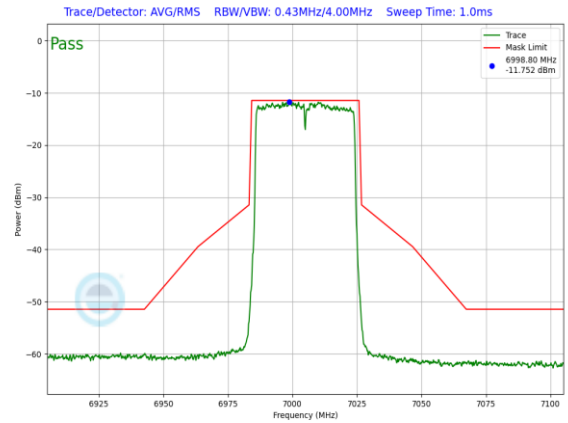


Plot 7-876. LPI In-Band Emission Plot SDM Antenna WF7a (40MHz 802.11ax RU26 (UNII Band 8) – Ch. 211)

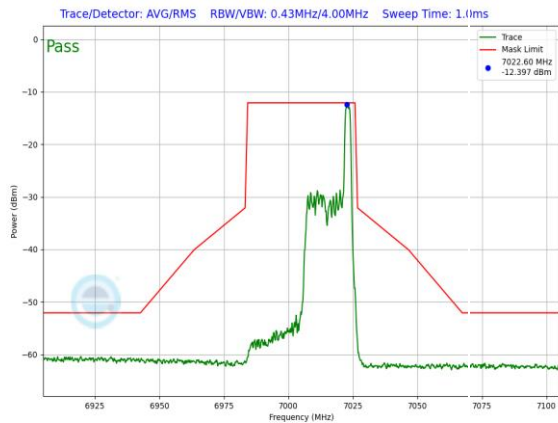
| | | | |
|---|---|---|--|
| FCC ID: BCGA2902 IC: 579C-A2902 |  | MEASUREMENT REPORT (CERTIFICATION) | Approved by: Technical Manager |
| Test Report S/N: 1C2311270063-14-R1.BCG | Test Dates: 11/29/2023 - 04/04/2024 | EUT Type: Tablet Device | Page 225 of 384 |



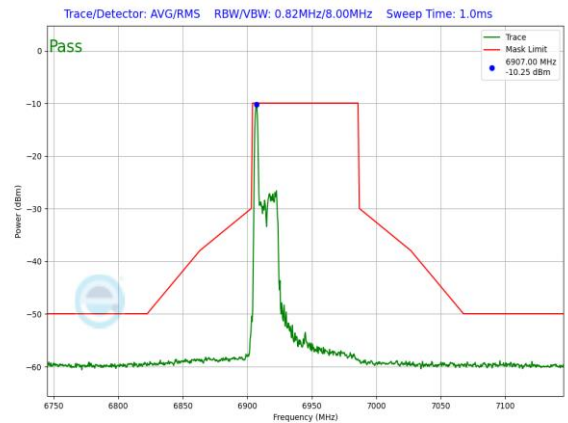
Plot 7-877. LPI In-Band Emission Plot SDM Antenna WF8 (40MHz 802.11ax RU26 (UNII Band 8) – Ch. 211)



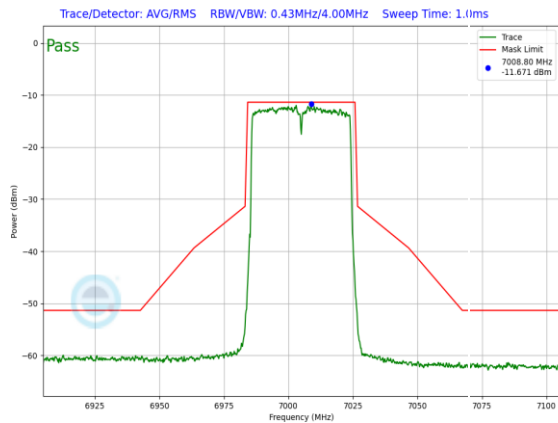
Plot 7-880. LPI In-Band Emission Plot SDM Antenna WF7a (40MHz 802.11ax RU484 (UNII Band 8) – Ch. 211)



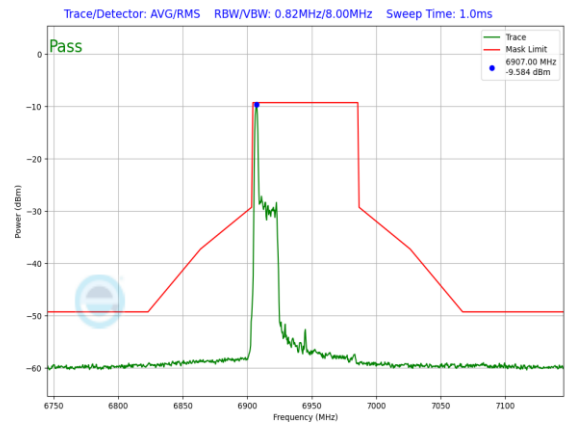
Plot 7-878. LPI In-Band Emission Plot SDM Antenna WF7a (40MHz 802.11ax RU26 (UNII Band 8) – Ch. 211)



Plot 7-881. LPI In-Band Emission Plot SDM Antenna WF8 (80MHz 802.11ax RU26 (UNII Band 8) – Ch. 199)

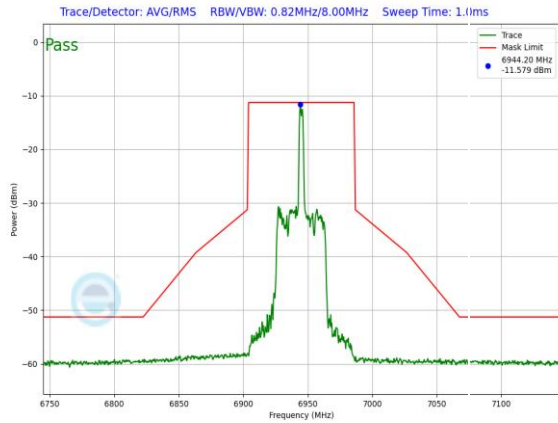


Plot 7-879. LPI In-Band Emission Plot SDM Antenna WF8 (40MHz 802.11ax RU484 (UNII Band 8) – Ch. 211)

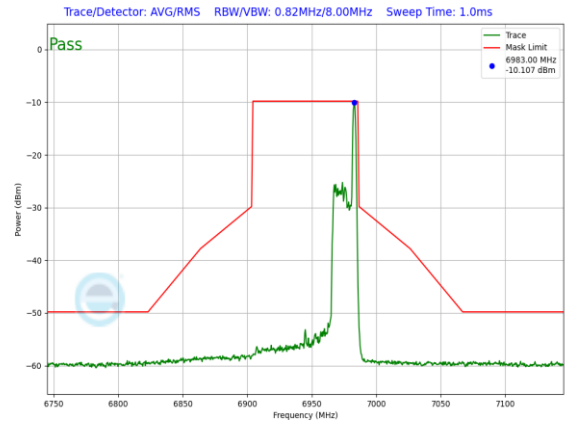


Plot 7-882. LPI In-Band Emission Plot SDM Antenna WF7a (80MHz 802.11ax RU26 (UNII Band 8) – Ch. 199)

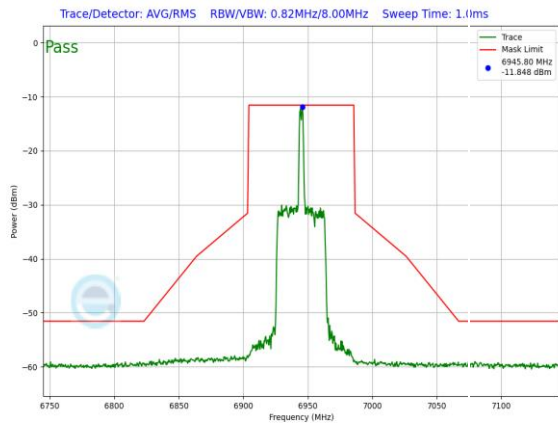
| | | | |
|---|---|---|--|
| FCC ID: BCGA2902 IC: 579C-A2902 |  | MEASUREMENT REPORT (CERTIFICATION) | Approved by: Technical Manager |
| Test Report S/N: 1C2311270063-14-R1.BCG | Test Dates: 11/29/2023 - 04/04/2024 | EUT Type: Tablet Device | Page 226 of 384 |



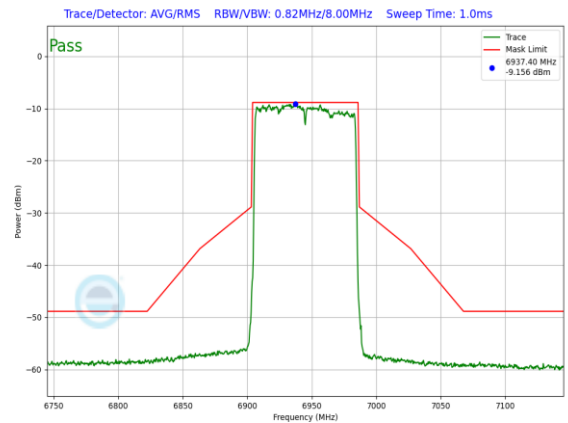
Plot 7-883. LPI In-Band Emission Plot SDM Antenna WF8 (80MHz 802.11ax RU26 (UNII Band 8) – Ch. 199)



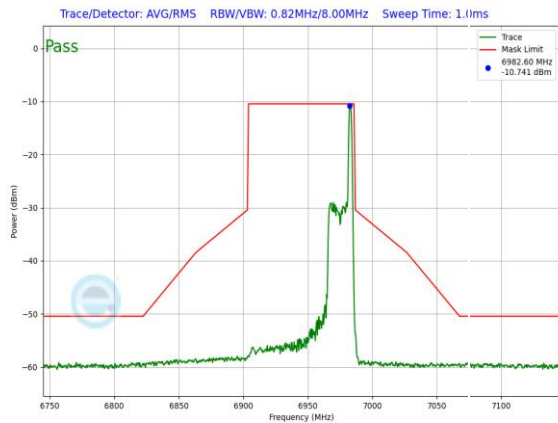
Plot 7-886. LPI In-Band Emission Plot SDM Antenna WF7a (80MHz 802.11ax RU26 (UNII Band 8) – Ch. 199)



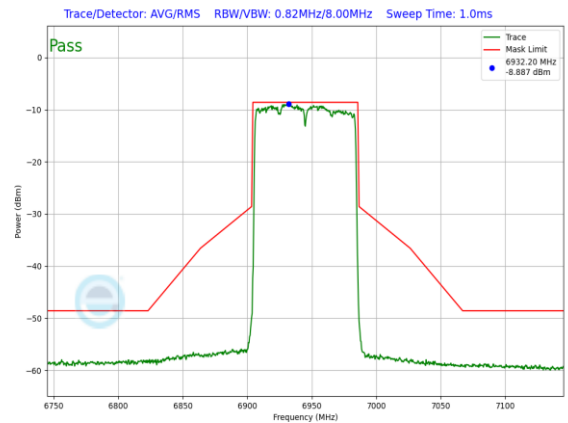
Plot 7-884. LPI In-Band Emission Plot SDM Antenna WF7a (80MHz 802.11ax RU26 (UNII Band 8) – Ch. 199)



Plot 7-887. LPI In-Band Emission Plot SDM Antenna WF8 (80MHz 802.11ax RU996 (UNII Band 8) – Ch. 199)

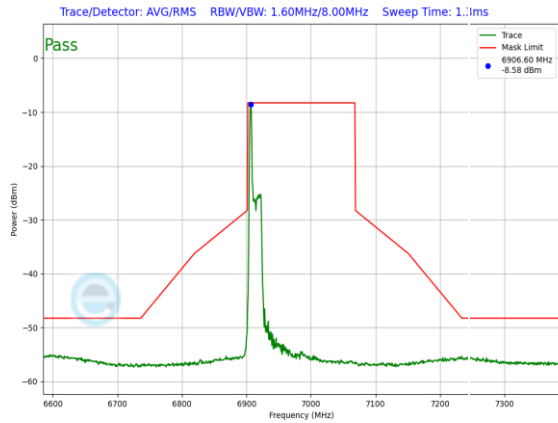


Plot 7-885. LPI In-Band Emission Plot SDM Antenna WF8 (80MHz 802.11ax RU26 (UNII Band 8) – Ch. 199)

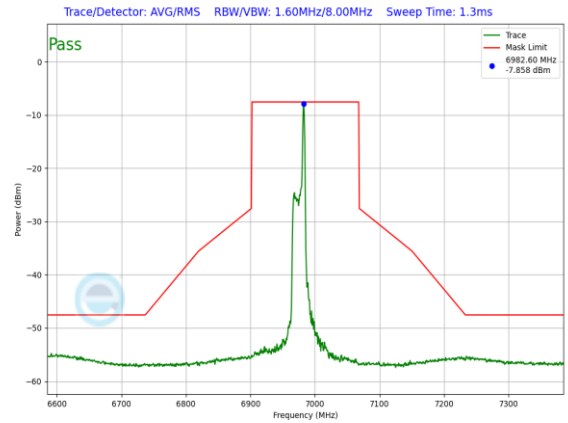


Plot 7-888. LPI In-Band Emission Plot SDM Antenna WF7a (80MHz 802.11ax RU996 (UNII Band 8) – Ch. 199)

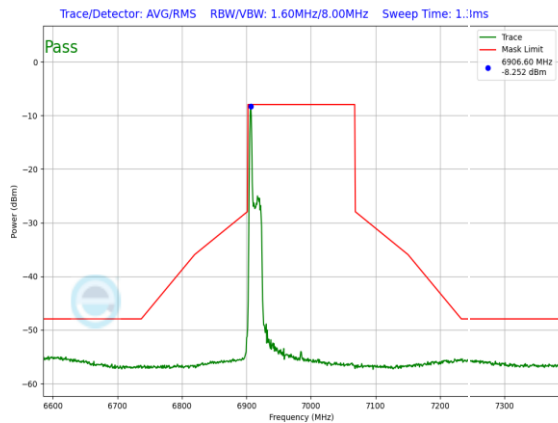
| | | | |
|--|---|---------------------------------------|-----------------------------------|
| FCC ID: BCGA2902 IC: 579C-A2902 |  | MEASUREMENT REPORT (CERTIFICATION) | Approved by: Technical Manager |
| Test Report S/N: 1C2311270063-14-R1.BCG | Test Dates: 11/29/2023 - 04/04/2024 | EUT Type: Tablet Device | Page 227 of 384 |



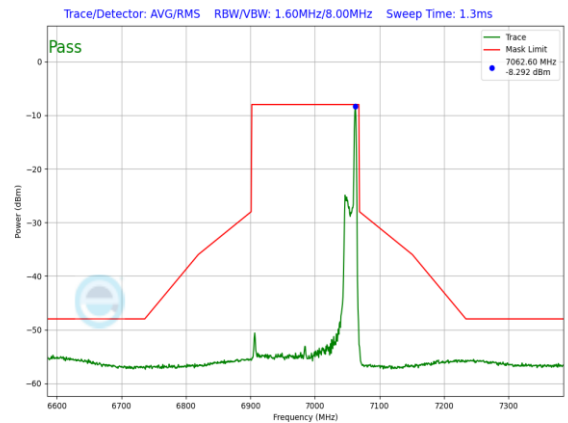
Plot 7-889. LPI In-Band Emission Plot SDM Antenna WF8 (160MHz 802.11ax RU26 (UNII Band 8) – Ch. 207)



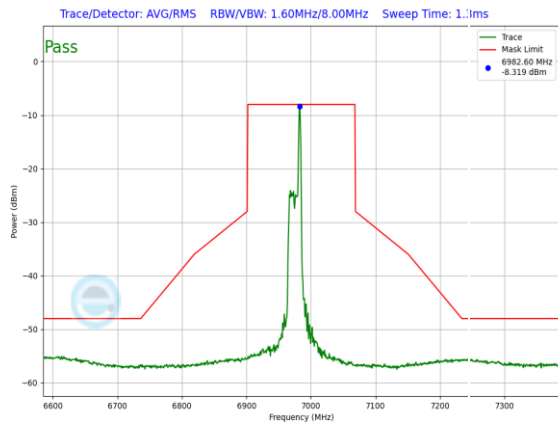
Plot 7-892. LPI In-Band Emission Plot SDM Antenna WF7a (160MHz 802.11ax RU26 (UNII Band 8) – Ch. 207)



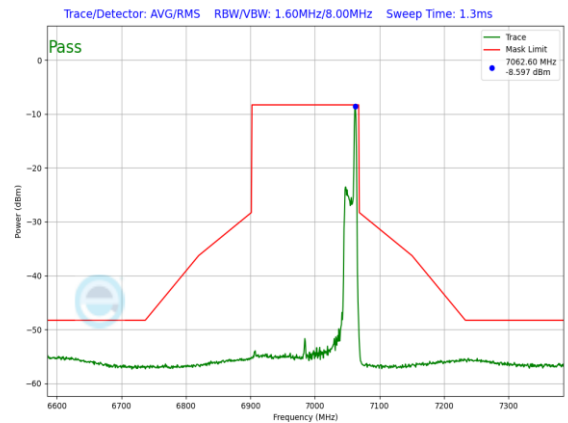
Plot 7-890. LPI In-Band Emission Plot SDM Antenna WF7a (160MHz 802.11ax RU26 (UNII Band 8) – Ch. 207)



Plot 7-893. LPI In-Band Emission Plot SDM Antenna WF8 (160MHz 802.11ax RU26 (UNII Band 8) – Ch. 207)

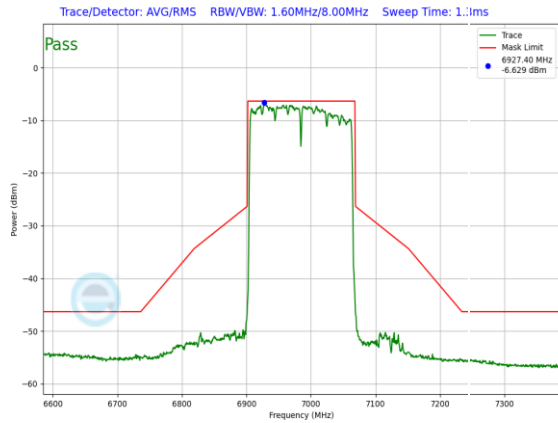


Plot 7-891. LPI In-Band Emission Plot SDM Antenna WF8 (160MHz 802.11ax RU26 (UNII Band 8) – Ch. 207)

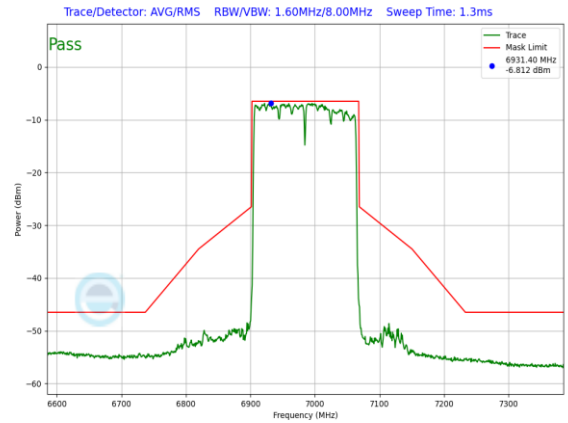


Plot 7-894. LPI In-Band Emission Plot SDM Antenna WF7a (160MHz 802.11ax RU26 (UNII Band 8) – Ch. 207)

| | | | |
|---|---|---|--|
| FCC ID: BCGA2902 IC: 579C-A2902 |  | MEASUREMENT REPORT (CERTIFICATION) | Approved by: Technical Manager |
| Test Report S/N: 1C2311270063-14-R1.BCG | Test Dates: 11/29/2023 - 04/04/2024 | EUT Type: Tablet Device | Page 228 of 384 |



Plot 7-895. LPI In-Band Emission Plot SDM Antenna WF8 (160MHz 802.11ax RU996x2 (UNII Band 8) – Ch. 207)



Plot 7-896. LPI In-Band Emission Plot SDM Antenna WF7a (160MHz 802.11ax RU996x2 (UNII Band 8) – Ch. 207)

| | | | |
|---|---|-----------------------------------|--|
| FCC ID: BCGA2902 IC: 579C-A2902 |  MEASUREMENT REPORT (CERTIFICATION) | | Approved by: Technical Manager |
| Test Report S/N: 1C2311270063-14-R1.BCG | Test Dates: 11/29/2023 - 04/04/2024 | EUT Type: Tablet Device | Page 229 of 384 |

7.6 Contention Based Protocol – 802.11ax OFDMA
§15.407(d)(6), RSS-248 [4.8]

Test Overview and Limit

Indoor access points, subordinate devices and client devices operating in the 5.925-7.125 GHz band (herein referred to as unlicensed devices) are required to use technologies that include a contention-based protocol to avoid co-channel interference with incumbent devices sharing the band. To ensure incumbent co-channel operations are detected in a technology-agnostic manner, unlicensed devices are required to detect co-channel radio frequency energy (energy detect) and avoid simultaneous transmission.

Unlicensed indoor low-power devices must detect co-channel radio frequency power that is at least -62 dBm or lower. Upon detection of energy in the band, unlicensed low power indoor devices must vacate the channel and stay off the channel as long as detected radio frequency power is equal to or greater than the threshold (-62 dBm). The -62 dBm (or lower) threshold is referenced to a 0 dBi antenna gain.

To ensure incumbent operations are reliably detected in the band, low power indoor devices must detect RF energy throughout their intended operating channel.

Test Procedure Used

ANSI C63.10-2013 – Section 12.3.2.2
 KDB 987594 D02 v02r01

Test Settings

1. Configure the EUT to transmit with a constant duty cycle.
2. Set the operating parameters of the EUT including power level, operating frequency, modulation and bandwidth
3. Set the signal analyzer center frequency to the nominal EUT channel center frequency. The span range of the signal analyzer shall be between two times and five times the OBW of the EUT.
4. Connect the output port of the EUT to the signal analyzer 2, as shown in Figure 2. Ensure that the attenuator 2 provides enough attenuation to not overload the signal analyzer 2 receiver.
5. Monitoring the signal analyzer 2, verify the EUT is operating and transmitting with the parameters set at step two.
6. Using an AWGN signal source, generate (but do not transmit, i.e., RF OFF) a 10 MHz-wide AWGN signal. Use Table 1 to determine the center frequency of the 10 MHz AWGN signal relative to the EUT’s channel bandwidth and center frequency.
7. Set the AWGN signal power to an extremely low level (more than 20 dB below the -62 dBm threshold). Connect the AWGN signal source, via a 3-dB splitter, to the signal analyzer 1 and the EUT as shown in Figure 2.
8. Transmit the AWGN signal (RF ON) and verify its characteristics on the signal analyzer 1.
9. Monitor the signal analyzer 2 to verify if the AWGN signal has been detected and the EUT has ceased transmission. If the EUT continues to transmit, then incrementally increase the AWGN signal power level until the EUT stops transmitting.
10. Including all losses in the RF paths) Determine and record the AWGN signal power level (at the EUT’s antenna port) at which the EUT ceased transmission. Repeat the procedure at least 10 times to verify the EUT can detect an AWGN signal with 90% (or better) level of certainty.
11. Refer to Table 1 to determine number of times the detection threshold testing needs to be repeated. If testing is required more than once, then go back to step 5, choose a different center frequency for the AWGN signal and repeat the process.

| | | |
|---|---|---|
| FCC ID: BCGA2902 IC: 579C-A2902 |  MEASUREMENT REPORT (CERTIFICATION) | Approved by: Technical Manager |
| Test Report S/N: 1C2311270063-14-R1.BCG | | Test Dates: 11/29/2023 - 04/04/2024 |

Test Setup

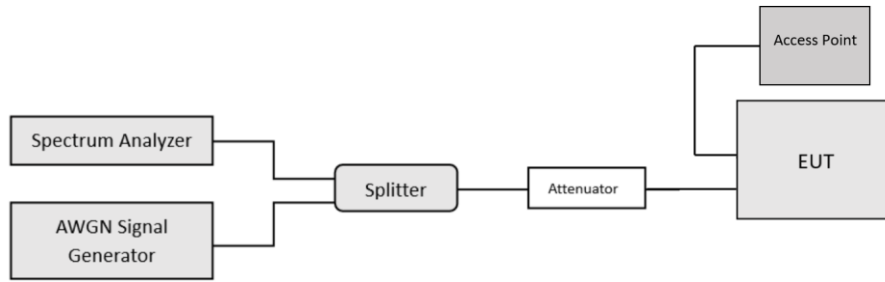


Figure 7-5. Contention-based protocol test setup, conducted method Step-by-Step Procedure, Conducted Setup

Test Notes

1. The EUT does not support channel puncturing.
2. Per guidance from KDB KDB 9875594 D02 v02r01, contention based protocol was tested using an AWGN signal with a bandwidth of 10MHz. The amplitude of the signal was increased until detected by the EUT, signaled by the ceasing of transmission, marker indicates the point at which the AWGN signal is introduced.
3. 15 trials were ran in order to assure that at least 90% of certainty was met.
4. Per Guidance from KDB KDB 987594 D04 v02, contention based protocol was tested with receiver with the lowest antenna gain.

$$\text{Detection Level} = \text{Injected AWGN Power (dBm)} - \text{Antenna Gain (dBi)} + \text{Path Loss (dB)}$$

Equation 7-1. Incumbent Detection Level Calculation

| | | |
|---|---|---|
| FCC ID: BCGA2902 IC: 579C-A2902 |  MEASUREMENT REPORT (CERTIFICATION) | Approved by: Technical Manager |
| Test Report S/N: 1C2311270063-14-R1.BCG | | Test Dates: 11/29/2023 - 04/04/2024 |

| Band | Channel | Channel Frquency [MHz] | Channel BW [MHz] | Incumbent Frequency [MHz] | Injected (AWGN) [dBm] | Antenna Gain [dBi] | Adjusted Power Level [dBm] | Detection Limit [dBm] | Margin [dB] |
|-------------|---------|------------------------|------------------|---------------------------|-----------------------|--------------------|----------------------------|-----------------------|-------------|
| UNII Band 5 | 53 | 6215 | 20 | 6215 | -69.98 | 0.40 | -72.98 | -62.0 | -10.98 |
| | | | | 6110 | -64.20 | 0.40 | -67.20 | -62.0 | -5.20 |
| | 47 | 6185 | 160 | 6185 | -64.43 | 0.40 | -67.43 | -62.0 | -5.43 |
| | | | | 6260 | -62.17 | 0.40 | -65.17 | -62.0 | -3.17 |
| UNII Band 6 | 101 | 6455 | 20 | 6455 | -67.95 | 0.40 | -70.95 | -62.0 | -8.95 |
| | | | | 6430 | -64.31 | 0.40 | -67.31 | -62.0 | -5.31 |
| | 111 | 6505 | 160 | 6505 | -64.40 | 0.40 | -67.40 | -62.0 | -5.40 |
| | | | | 6580 | -62.23 | 0.40 | -65.23 | -62.0 | -3.23 |
| UNII Band 7 | 149 | 6695 | 20 | 6695 | -69.09 | 0.40 | -72.09 | -62.0 | -10.09 |
| | | | | 6590 | -63.21 | 0.40 | -66.21 | -62.0 | -4.21 |
| | 143 | 6665 | 160 | 6665 | -64.40 | 0.40 | -67.40 | -62.0 | -5.40 |
| | | | | 6740 | -62.11 | 0.40 | -65.11 | -62.0 | -3.11 |
| UNII Band 8 | 197 | 6935 | 20 | 6935 | -70.11 | 0.40 | -73.11 | -62.0 | -11.11 |
| | | | | 6910 | -63.23 | 0.40 | -66.23 | -62.0 | -4.23 |
| | 207 | 6985 | 160 | 6985 | -64.65 | 0.40 | -67.65 | -62.0 | -5.65 |
| | | | | 7060 | -64.34 | 0.40 | -67.34 | -62.0 | -5.34 |

Table 7-95. Contention Based Protocol – Incumbent Detection Results

| Band | Channel | Channel Frquency [MHz] | Channel BW [MHz] | Incumbent Frequency [MHz] | EUT Transmission Status | | |
|-------------|---------|------------------------|------------------|---------------------------|---------------------------|---------|--------|
| | | | | | Adjusted AWGN Power (dBm) | | |
| | | | | | Normal | Minimal | Ceased |
| UNII Band 5 | 53 | 6215 | 20 | 6215 | -83.98 | -74.86 | -72.98 |
| | | | | 6110 | -78.20 | -68.31 | -67.20 |
| | 47 | 6185 | 160 | 6185 | -78.43 | -68.25 | -67.43 |
| | | | | 6260 | -76.17 | -66.60 | -65.17 |
| UNII Band 6 | 101 | 6455 | 20 | 6455 | -81.95 | -72.98 | -70.95 |
| | | | | 6430 | -78.31 | -68.30 | -67.31 |
| | 111 | 6505 | 160 | 6505 | -78.40 | -68.51 | -67.40 |
| | | | | 6580 | -76.23 | -66.12 | -65.23 |
| UNII Band 7 | 149 | 6695 | 20 | 6695 | -83.09 | -74.15 | -72.09 |
| | | | | 6750 | -77.21 | -67.36 | -66.21 |
| | 175 | 6665 | 160 | 6825 | -78.40 | -68.45 | -67.40 |
| | | | | 6900 | -76.11 | -66.36 | -65.11 |
| UNII Band 8 | 197 | 6935 | 20 | 6935 | -84.11 | -75.01 | -73.11 |
| | | | | 6910 | -77.23 | -67.21 | -66.23 |
| | 207 | 6985 | 160 | 6985 | -78.65 | -68.75 | -67.65 |
| | | | | 7060 | -78.34 | -68.38 | -67.34 |

Table 7-96. Contention Based Protocol – Detection Results – All Tx Cases

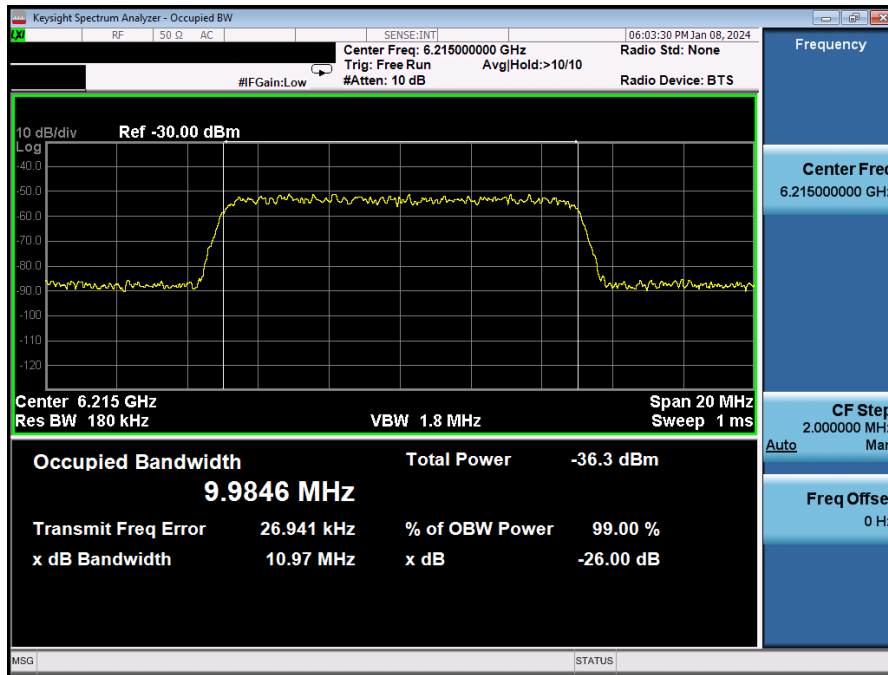
| | | | |
|--|---|---------------------------------------|-----------------------------------|
| FCC ID: BCGA2902 IC: 579C-A2902 |  | MEASUREMENT REPORT (CERTIFICATION) | Approved by: Technical Manager |
| Test Report S/N: 1C2311270063-14-R1.BCG | Test Dates: 11/29/2023 - 04/04/2024 | EUT Type: Tablet Device | Page 232 of 384 |

| CBP Detection (1 = Detection, Blank = No Detection) | | | | | | | | | | | | | | | | | | | | | |
|---|---------|-------------------------|------------------|---|---|---|---|---|---|---|---|----|----|----|----|----|-------|--------------------|-----------|-----------|------|
| Band | Channel | Channel Frequency [MHz] | Channel BW [MHz] | 1 | 3 | 4 | 5 | 6 | 7 | 8 | 9 | 10 | 11 | 12 | 13 | 14 | 15 | Detection Rate [%] | Limit [%] | Pass/Fail | |
| UNII Band 5 | 53 | 6215 | 20 | 1 | 1 | 1 | 1 | 1 | 1 | 1 | 1 | 1 | 1 | 1 | 1 | 1 | 1 | 100.0 | 90 | Pass | |
| | 47 | 6185 | 160 | 1 | 1 | 1 | 1 | 1 | 1 | 1 | 1 | 1 | 1 | 1 | 1 | 1 | 1 | 100.0 | 90 | Pass | |
| | | | | 1 | 1 | 1 | 1 | 1 | 1 | 1 | 1 | 1 | 1 | 1 | 1 | 1 | 1 | 1 | 100.0 | 90 | Pass |
| | | | | 1 | 1 | 1 | 1 | 1 | 1 | 1 | 1 | 1 | 1 | 1 | 1 | 1 | 1 | 1 | 100.0 | 90 | Pass |
| UNII Band 6 | 101 | 6455 | 20 | 1 | 1 | 1 | 1 | 1 | 1 | 1 | 1 | 1 | 1 | 1 | 1 | 1 | 100.0 | 90 | Pass | | |
| | 111 | 6505 | 160 | 1 | 1 | 1 | 1 | 1 | 1 | 1 | 1 | 1 | 1 | 1 | 1 | 1 | 1 | 100.0 | 90 | Pass | |
| | | | | 1 | 1 | 1 | 1 | 1 | 1 | 1 | 1 | 1 | 1 | 1 | 1 | 1 | 1 | 100.0 | 90 | Pass | |
| | | | | 1 | 1 | 1 | 1 | 1 | 1 | 1 | 1 | 1 | 1 | 1 | 1 | 1 | 1 | 100.0 | 90 | Pass | |
| UNII Band 7 | 149 | 6695 | 20 | 1 | 1 | 1 | 1 | 1 | 1 | 1 | 1 | 1 | 1 | 1 | 1 | 1 | 100.0 | 90 | Pass | | |
| | 175 | 6665 | 160 | 1 | 1 | 1 | 1 | 1 | 1 | 1 | 1 | 1 | 1 | 1 | 1 | 1 | 1 | 100.0 | 90 | Pass | |
| | | | | 1 | 1 | 1 | 1 | 1 | 1 | 1 | 1 | 1 | 1 | 1 | 1 | 1 | 1 | 100.0 | 90 | Pass | |
| | | | | 1 | 1 | 1 | 1 | 1 | 1 | 1 | 1 | 1 | 1 | 1 | 1 | 1 | 1 | 100.0 | 90 | Pass | |
| UNII Band 8 | 197 | 6935 | 20 | 1 | 1 | 1 | 1 | 1 | 1 | 1 | 1 | 1 | 1 | 1 | 1 | 1 | 100.0 | 90 | Pass | | |
| | 207 | 6985 | 160 | 1 | 1 | 1 | 1 | 1 | 1 | 1 | 1 | 1 | 1 | 1 | 1 | 1 | 1 | 100.0 | 90 | Pass | |
| | | | | 1 | 1 | 1 | 1 | 1 | 1 | 1 | 1 | 1 | 1 | 1 | 1 | 1 | 1 | 100.0 | 90 | Pass | |
| | | | | 1 | 1 | 1 | 1 | 1 | 1 | 1 | 1 | 1 | 1 | 1 | 1 | 1 | 1 | 100.0 | 90 | Pass | |

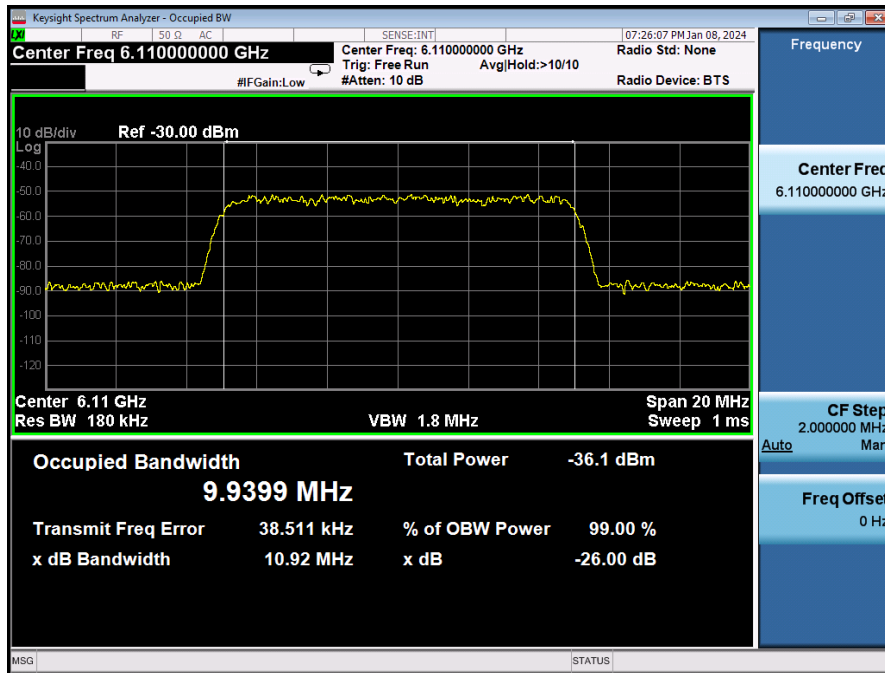
Table 7-97. Contention Based Protocol – Incumbent Detection Trial Results

| | | | |
|---|---|---|--|
| FCC ID: BCGA2902 IC: 579C-A2902 |  | MEASUREMENT REPORT (CERTIFICATION) | Approved by: Technical Manager |
| Test Report S/N: 1C2311270063-14-R1.BCG | Test Dates: 11/29/2023 - 04/04/2024 | EUT Type: Tablet Device | Page 233 of 384 |

AWGN Plots

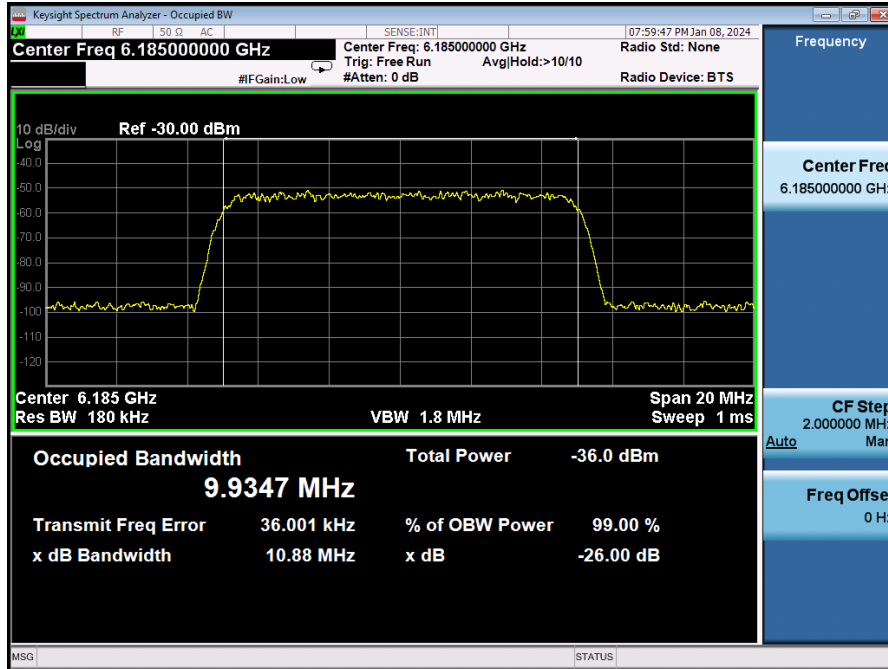


Plot 7-897. AWGN Signal – UNII 5 – 20MHz

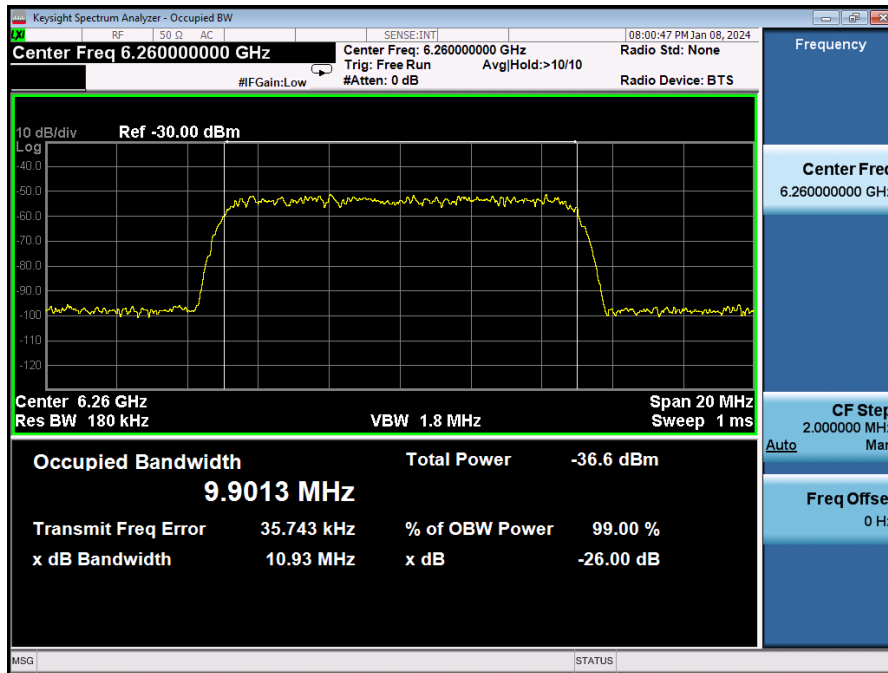


Plot 7-898. AWGN Signal – UNII 5 – 160MHz - Low

| | | | |
|--|--|---------------------------------------|-----------------------------------|
| FCC ID: BCGA2902 IC: 579C-A2902 | | MEASUREMENT REPORT (CERTIFICATION) | Approved by: Technical Manager |
| Test Report S/N: 1C2311270063-14-R1.BCG | Test Dates: 11/29/2023 - 04/04/2024 | EUT Type: Tablet Device | Page 234 of 384 |

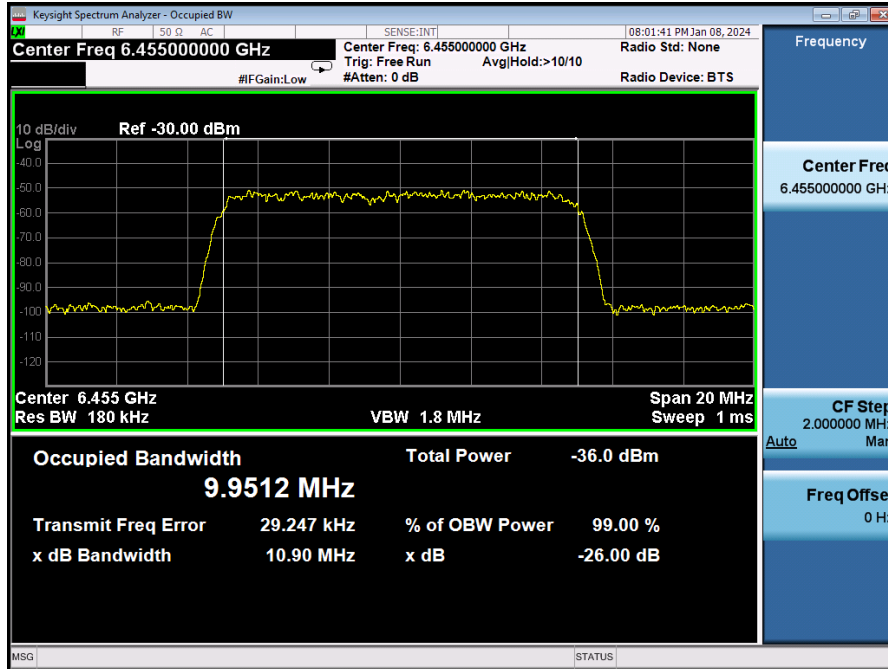


Plot 7-899. AWGN Signal – UNII 5 – 160MHz – Mid

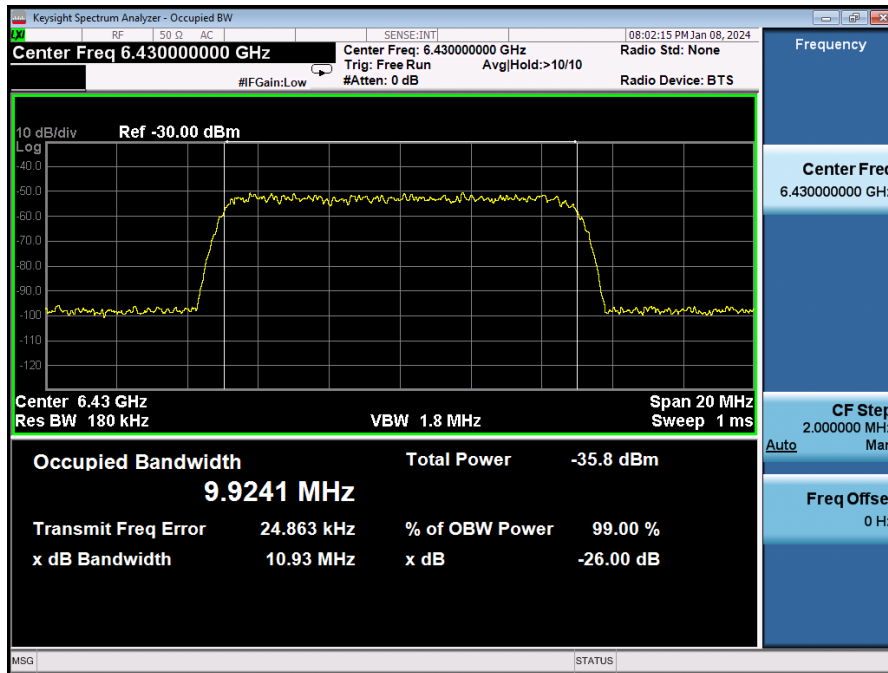


Plot 7-900. AWGN Signal – UNII 5 – 160MHz - High

| | | | |
|--|---|---------------------------------------|-----------------------------------|
| FCC ID: BCGA2902 IC: 579C-A2902 |  | MEASUREMENT REPORT (CERTIFICATION) | Approved by: Technical Manager |
| Test Report S/N: 1C2311270063-14-R1.BCG | Test Dates: 11/29/2023 - 04/04/2024 | EUT Type: Tablet Device | Page 235 of 384 |

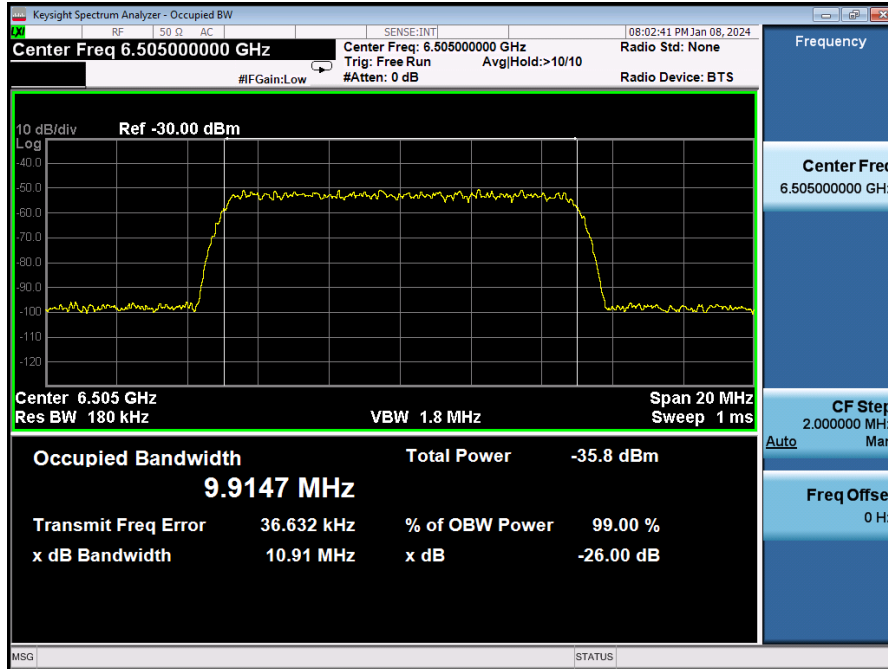


Plot 7-901. AWGN Signal – UNII 6 – 20MHz

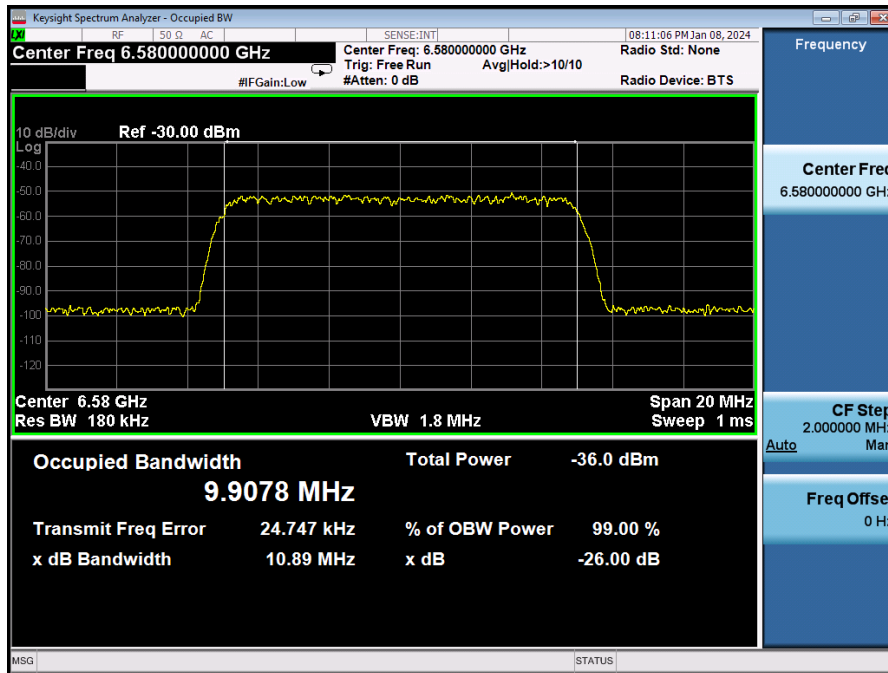


Plot 7-902. AWGN Signal – UNII 6 – 160MHz - Low

| | | | |
|--|--|---------------------------------------|-----------------------------------|
| FCC ID: BCGA2902 IC: 579C-A2902 | | MEASUREMENT REPORT (CERTIFICATION) | Approved by: Technical Manager |
| Test Report S/N: 1C2311270063-14-R1.BCG | Test Dates: 11/29/2023 - 04/04/2024 | EUT Type: Tablet Device | Page 236 of 384 |

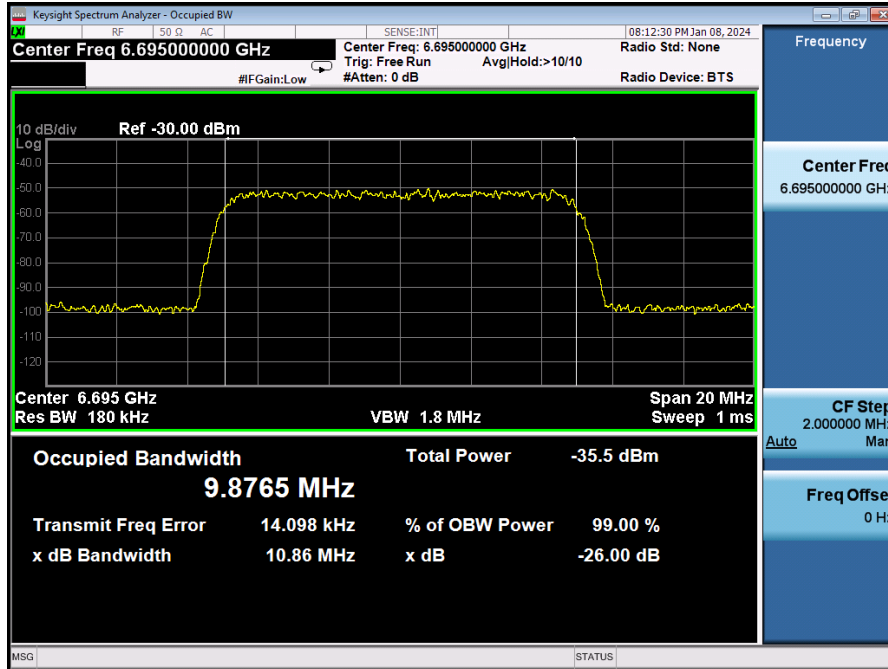


Plot 7-903. AWGN Signal – UNII 6 – 160MHz – Mid

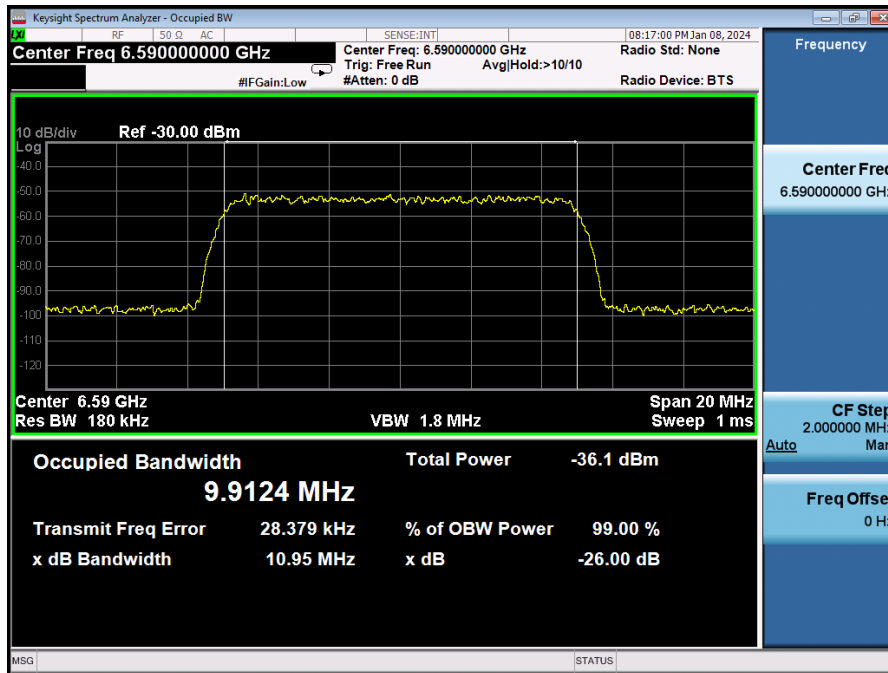


Plot 7-904. AWGN Signal – UNII 6 – 160MHz - High

| | | | |
|--|--|---------------------------------------|-----------------------------------|
| FCC ID: BCGA2902 IC: 579C-A2902 | | MEASUREMENT REPORT (CERTIFICATION) | Approved by: Technical Manager |
| Test Report S/N: 1C2311270063-14-R1.BCG | Test Dates: 11/29/2023 - 04/04/2024 | EUT Type: Tablet Device | Page 237 of 384 |

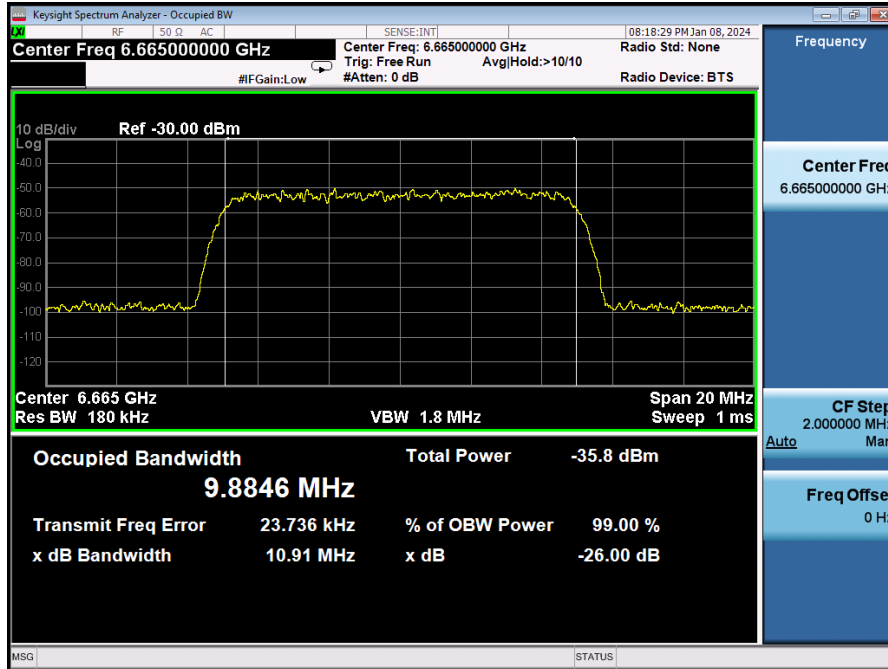


Plot 7-905. AWGN Signal – UNII 7 – 20MHz

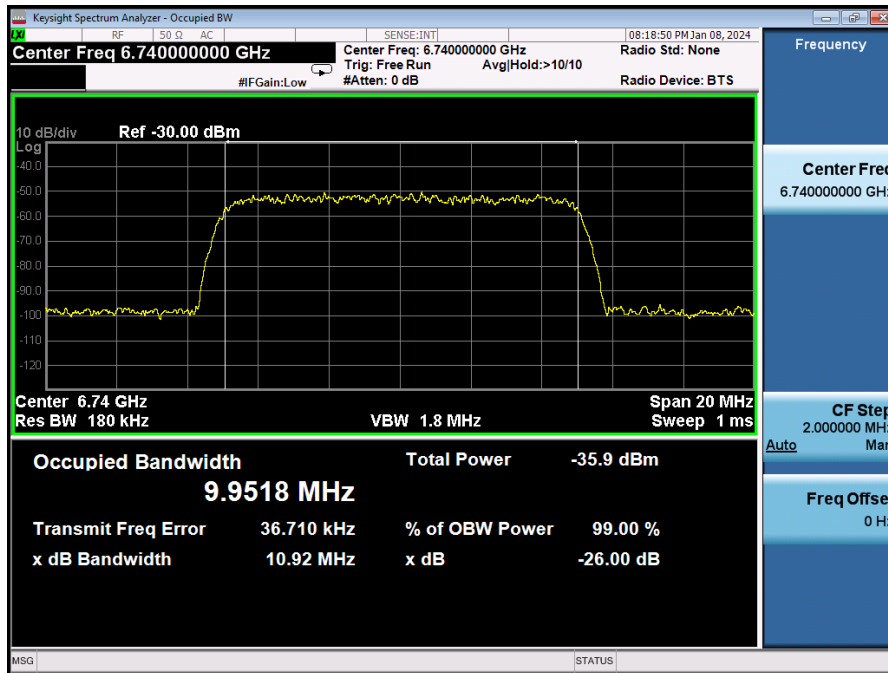


Plot 7-906. AWGN Signal – UNII 7 – 160MHz - Low

| | | | |
|--|--|---------------------------------------|-----------------------------------|
| FCC ID: BCGA2902 IC: 579C-A2902 | | MEASUREMENT REPORT (CERTIFICATION) | Approved by: Technical Manager |
| Test Report S/N: 1C2311270063-14-R1.BCG | Test Dates: 11/29/2023 - 04/04/2024 | EUT Type: Tablet Device | Page 238 of 384 |

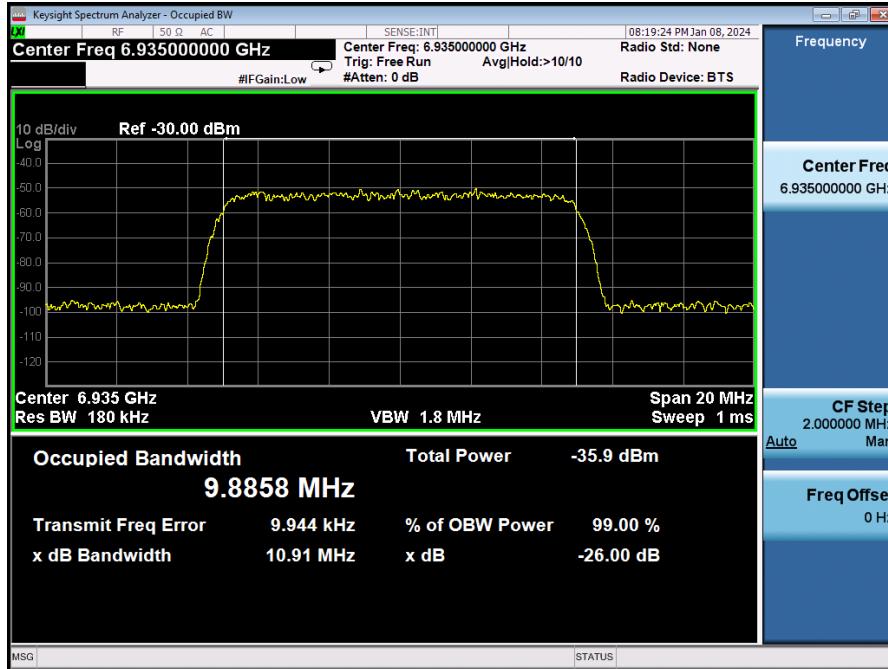


Plot 7-907. AWGN Signal – UNII 7 – 160MHz – Mid

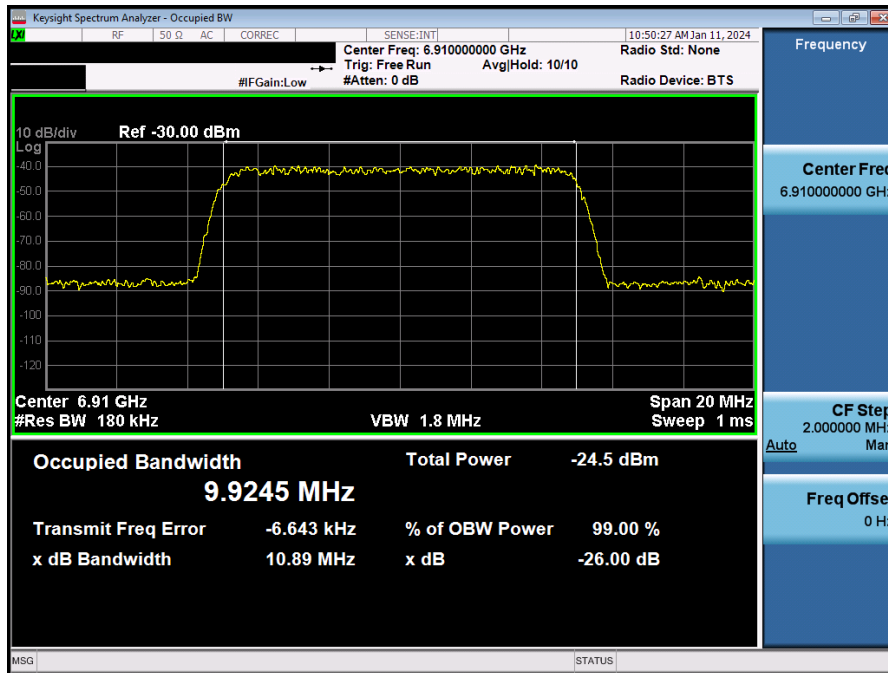


Plot 7-908. AWGN Signal – UNII 7 – 160MHz - High

| | | | |
|--|--|---------------------------------------|-----------------------------------|
| FCC ID: BCGA2902 IC: 579C-A2902 | | MEASUREMENT REPORT (CERTIFICATION) | Approved by: Technical Manager |
| Test Report S/N: 1C2311270063-14-R1.BCG | Test Dates: 11/29/2023 - 04/04/2024 | EUT Type: Tablet Device | Page 239 of 384 |

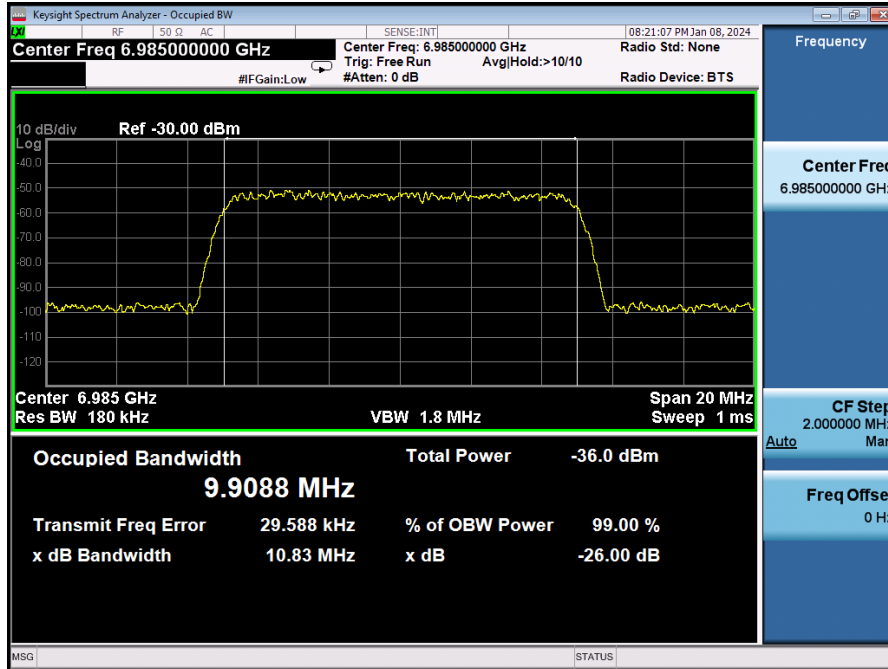


Plot 7-909. AWGN Signal – UNII 8 – 20MHz

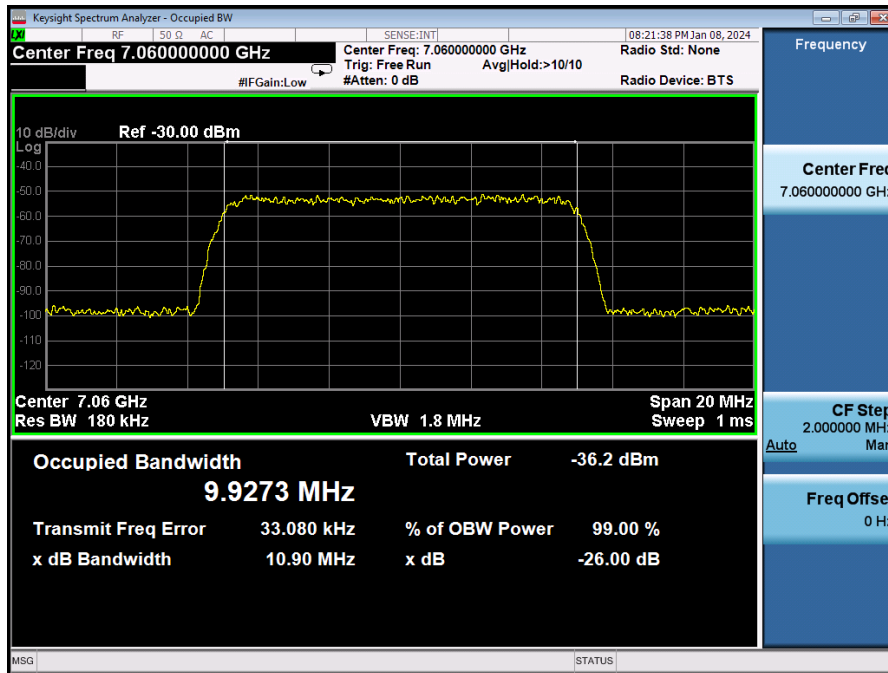


Plot 7-910. AWGN Signal – UNII 8 – 160MHz - Low

| | | | |
|--|---|---------------------------------------|-----------------------------------|
| FCC ID: BCGA2902 IC: 579C-A2902 |  | MEASUREMENT REPORT (CERTIFICATION) | Approved by: Technical Manager |
| Test Report S/N: 1C2311270063-14-R1.BCG | Test Dates: 11/29/2023 - 04/04/2024 | EUT Type: Tablet Device | Page 240 of 384 |



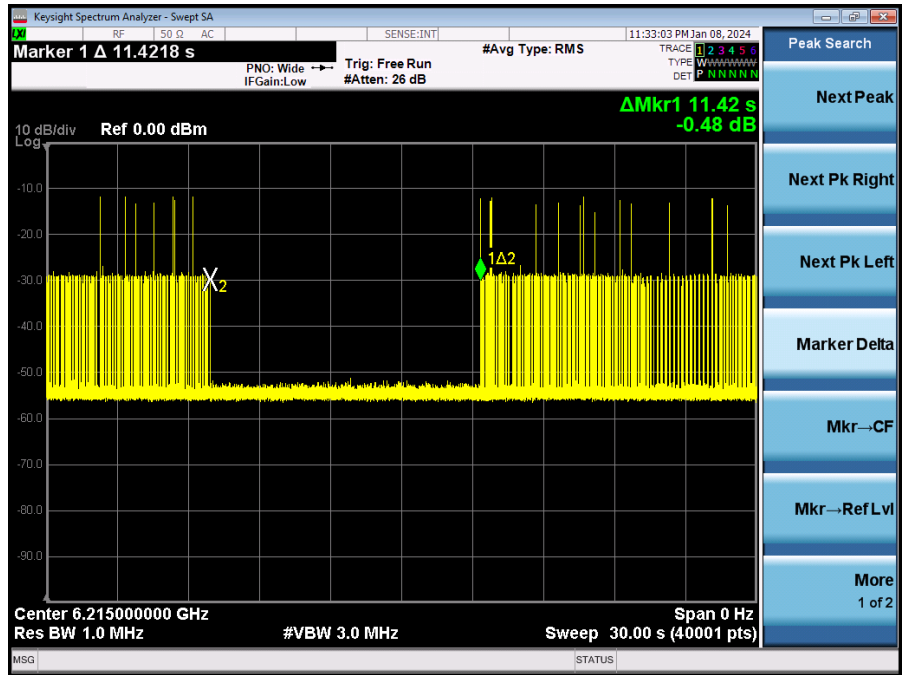
Plot 7-911. AWGN Signal – UNII 8 – 160MHz – Mid



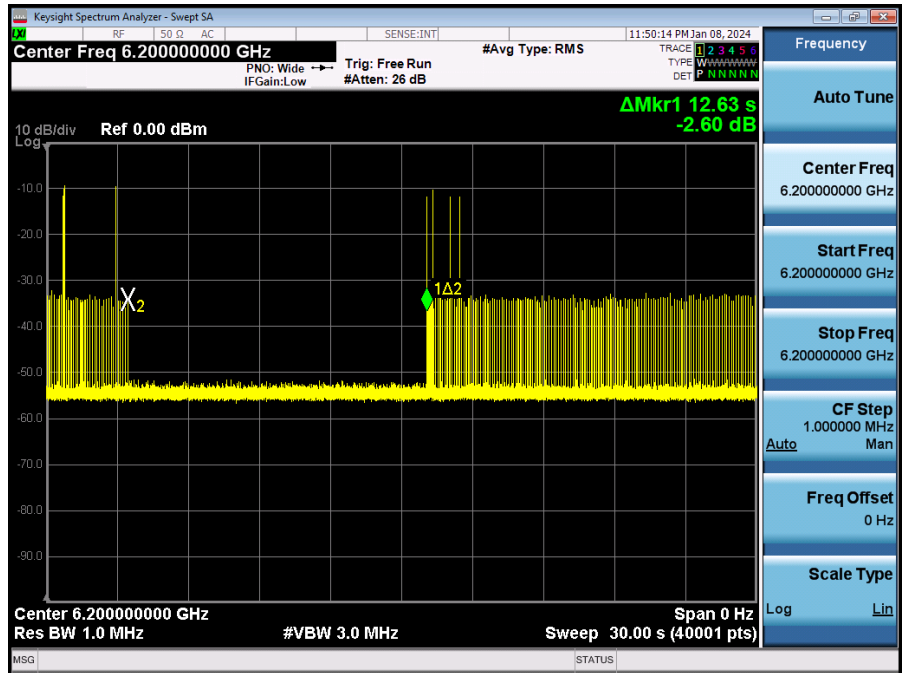
Plot 7-912. AWGN Signal – UNII 8 – 160MHz - High

| | | | |
|--|---|---------------------------------------|-----------------------------------|
| FCC ID: BCGA2902 IC: 579C-A2902 |  | MEASUREMENT REPORT (CERTIFICATION) | Approved by: Technical Manager |
| Test Report S/N: 1C2311270063-14-R1.BCG | Test Dates: 11/29/2023 - 04/04/2024 | EUT Type: Tablet Device | Page 241 of 384 |

Contention-Based Protocol Timing Plots



Plot 7-913. Contention Based Protocol Timing Plot – UNII 5 – 20MHz Channel 53



Plot 7-914. Contention Based Protocol Timing Plot – UNII 5 – 160MHz Channel 47 – Low

| | | | |
|--|--|---------------------------------------|-----------------------------------|
| FCC ID: BCGA2902 IC: 579C-A2902 | | MEASUREMENT REPORT (CERTIFICATION) | Approved by: Technical Manager |
| Test Report S/N: 1C2311270063-14-R1.BCG | Test Dates: 11/29/2023 - 04/04/2024 | EUT Type: Tablet Device | Page 242 of 384 |