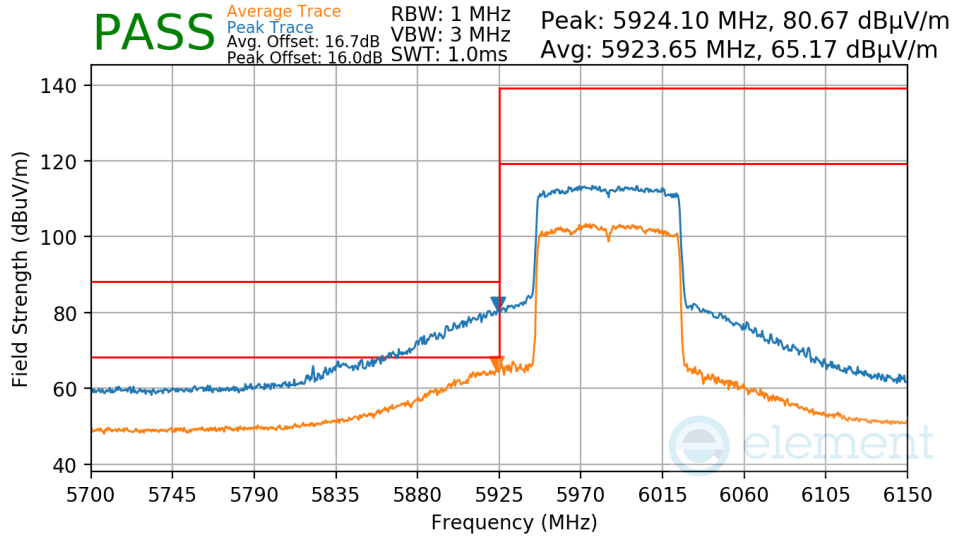
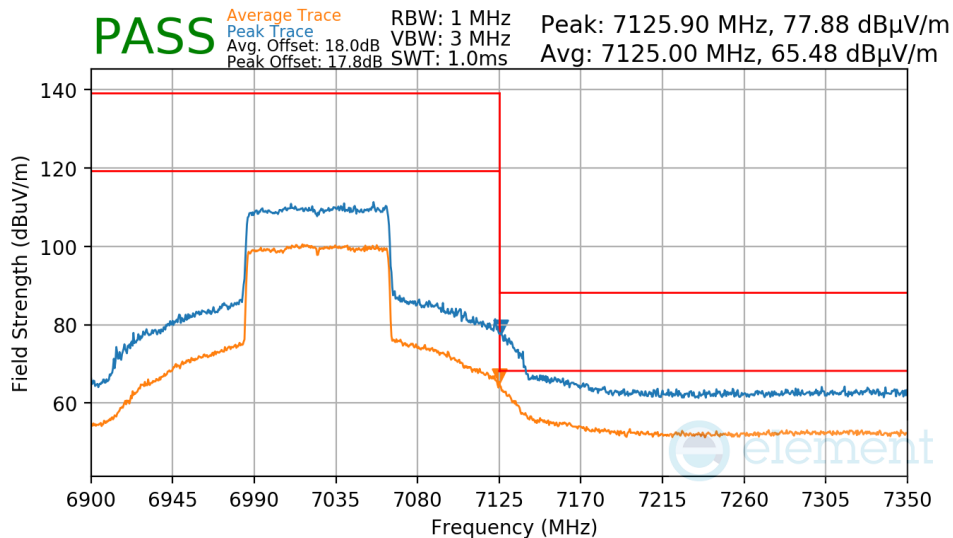


Worst Case Mode: 802.11ax  
 Worst Case Transfer Rate: MCS11  
 Distance of Measurements: 3 Meters  
 Operating Frequency: 5985MHz  
 Channel: 7



**Plot 7-875. Antenna WF8 Radiated Lower Band Edge (Peak & Average – UNII Band 5)**

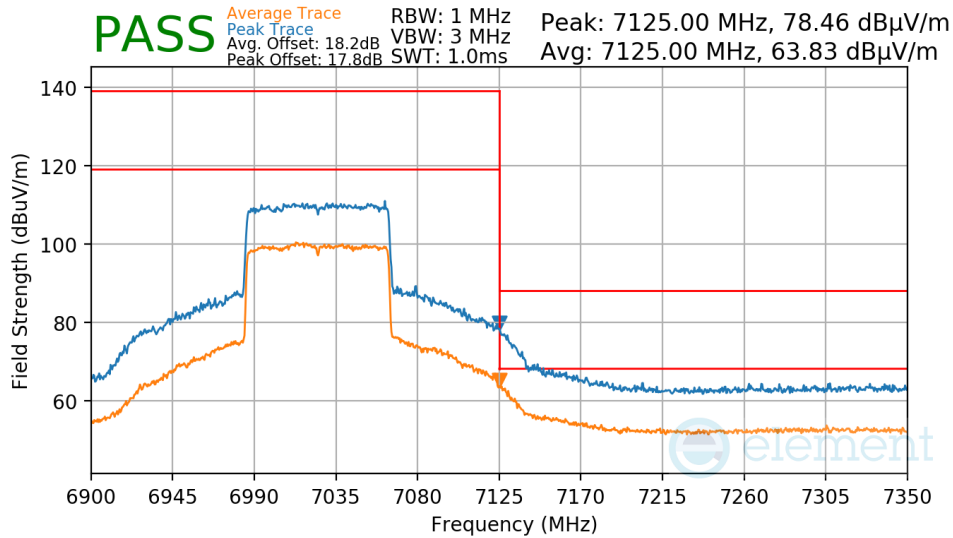
Worst Case Mode: 802.11ax  
 Worst Case Transfer Rate: MCS2  
 Distance of Measurements: 3 Meters  
 Operating Frequency: 7025MHz  
 Channel: 215



**Plot 7-876. Antenna WF8 Radiated Upper Band Edge (Peak & Average – UNII Band 8)**

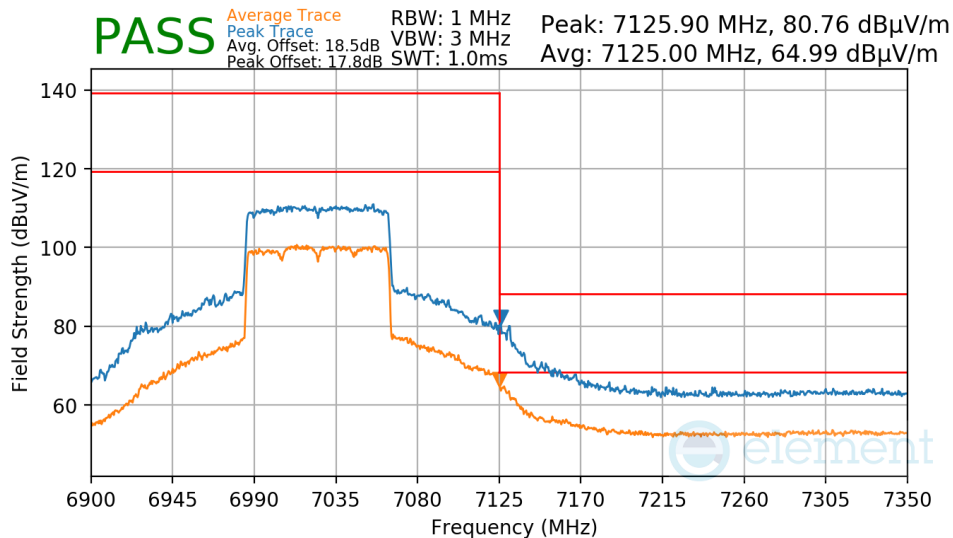
FCC ID: BCGA2902 IC: 579C-A2902		MEASUREMENT REPORT (Certification)	Approved by: Technical Manager
Test Report S/N: 1C2311270063-13-R1.BCG	Test Dates: 11/29/2023 - 04/04/2024	EUT Type: Tablet Device	Page 290 of 336

Worst Case Mode: 802.11ax  
 Worst Case Transfer Rate: MCS4  
 Distance of Measurements: 3 Meters  
 Operating Frequency: 7025MHz  
 Channel: 215



**Plot 7-877. Antenna WF8 Radiated Upper Band Edge (Peak & Average – UNII Band 8)**

Worst Case Mode: 802.11ax  
 Worst Case Transfer Rate: MCS11  
 Distance of Measurements: 3 Meters  
 Operating Frequency: 7025MHz  
 Channel: 215

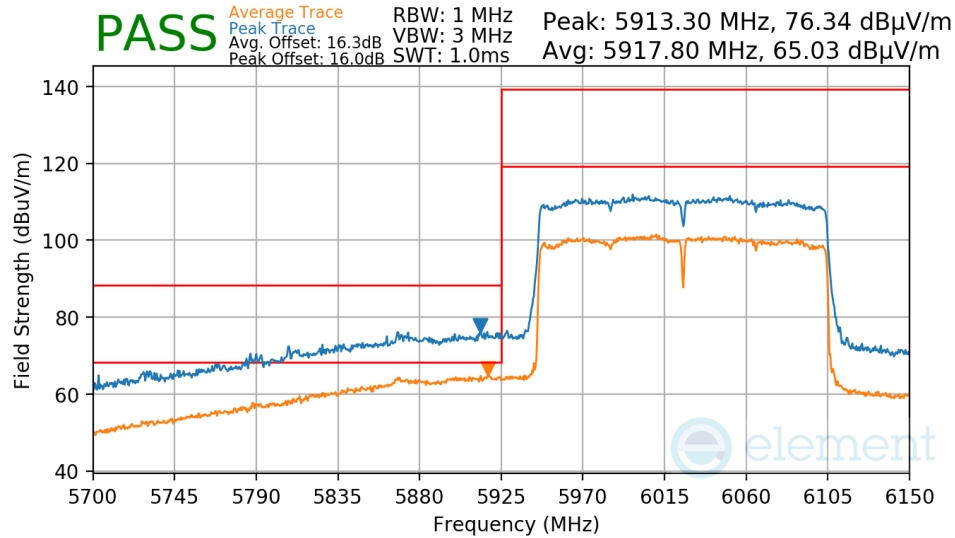


**Plot 7-878. Antenna WF8 Radiated Upper Band Edge (Peak & Average – UNII Band 8)**

FCC ID: BCGA2902 IC: 579C-A2902		MEASUREMENT REPORT (Certification)	Approved by: Technical Manager
Test Report S/N: 1C2311270063-13-R1.BCG	Test Dates: 11/29/2023 - 04/04/2024	EUT Type: Tablet Device	Page 291 of 336

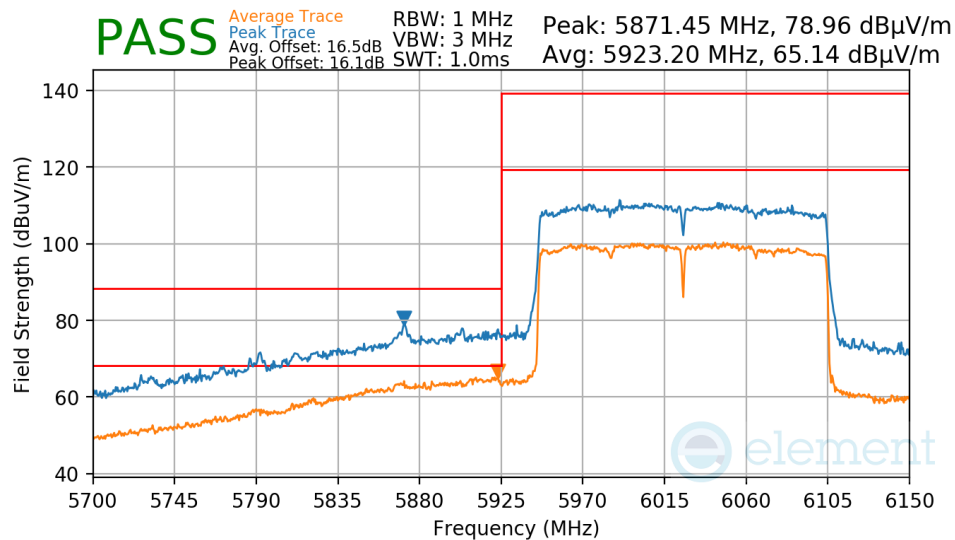
### 7.7.7 Antenna WF8 Radiated Band Edge Measurements (160MHz BW) §15.407(b.1)(b.2) §15.205 §15.209; RSS-Gen [8.9]

Worst Case Mode: 802.11ax  
 Worst Case Transfer Rate: MCS2  
 Distance of Measurements: 3 Meters  
 Operating Frequency: 6025MHz  
 Channel: 15




**Plot 7-879. Antenna WF8 Radiated Lower Band Edge (Peak & Average – UNII Band 5)**

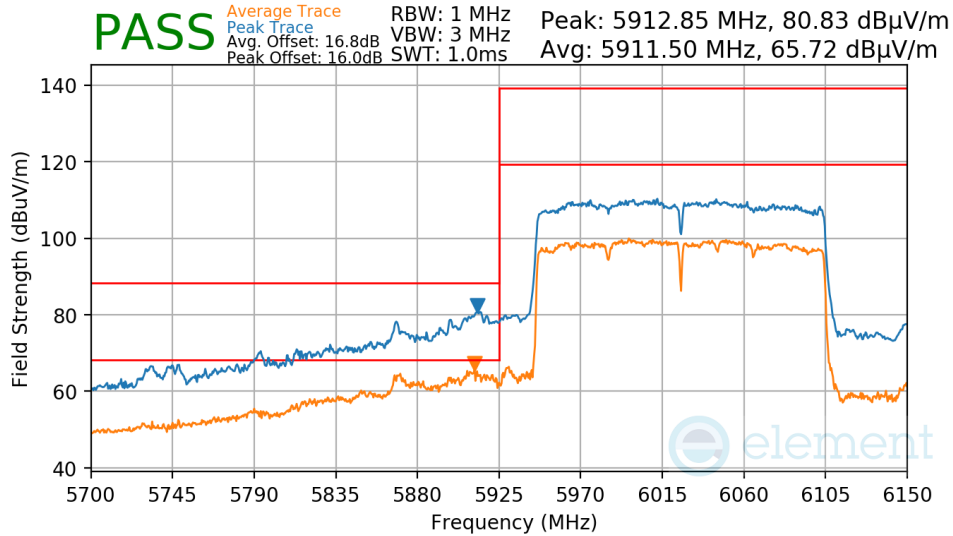
Worst Case Mode: 802.11ax  
 Worst Case Transfer Rate: MCS4  
 Distance of Measurements: 3 Meters  
 Operating Frequency: 6025MHz  
 Channel: 15



**Plot 7-880. Antenna WF8 Radiated Lower Band Edge (Peak & Average – UNII Band 5)**

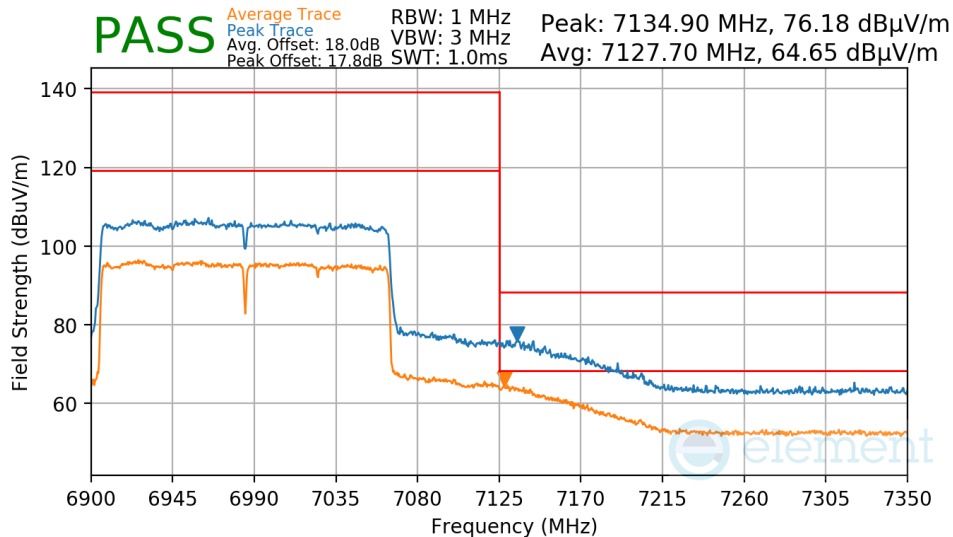
FCC ID: BCGA2902 IC: 579C-A2902		MEASUREMENT REPORT (Certification)	Approved by: Technical Manager
Test Report S/N: 1C2311270063-13-R1.BCG	Test Dates: 11/29/2023 - 04/04/2024	EUT Type: Tablet Device	Page 292 of 336

Worst Case Mode: 802.11ax  
 Worst Case Transfer Rate: MCS11  
 Distance of Measurements: 3 Meters  
 Operating Frequency: 6025MHz  
 Channel: 15



**Plot 7-881. Antenna WF8 Radiated Lower Band Edge (Peak & Average – UNII Band 5)**

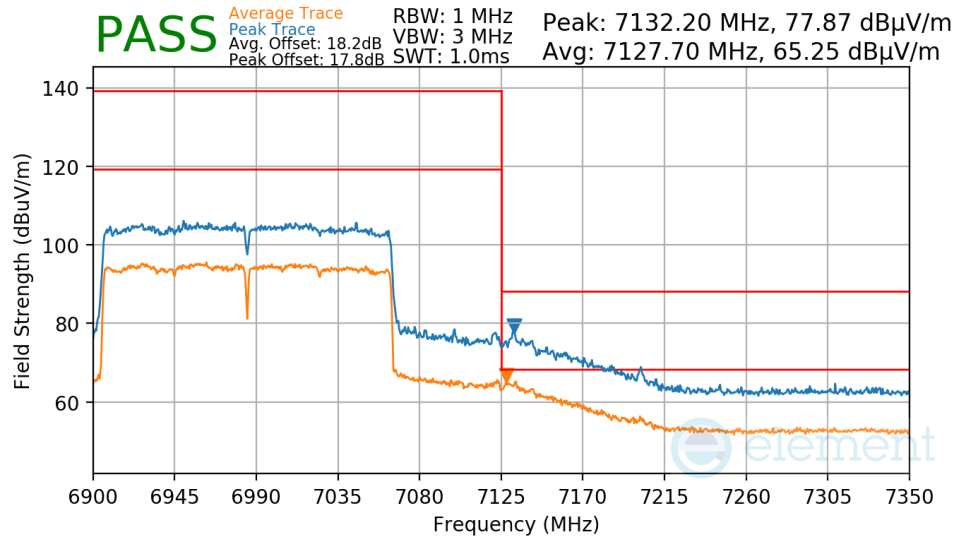
Worst Case Mode: 802.11ax  
 Worst Case Transfer Rate: MCS2  
 Distance of Measurements: 3 Meters  
 Operating Frequency: 6985MHz  
 Channel: 207



**Plot 7-882. Antenna WF8 Radiated Upper Band Edge (Peak & Average – UNII Band 8)**

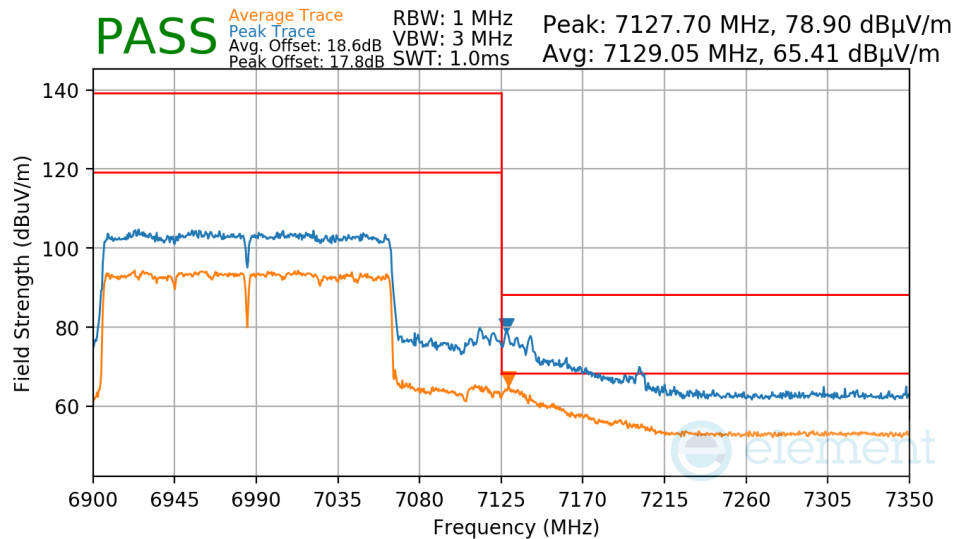
FCC ID: BCGA2902 IC: 579C-A2902		MEASUREMENT REPORT (Certification)	Approved by: Technical Manager
Test Report S/N: 1C2311270063-13-R1.BCG	Test Dates: 11/29/2023 - 04/04/2024	EUT Type: Tablet Device	Page 293 of 336

Worst Case Mode: 802.11ax  
 Worst Case Transfer Rate: MCS4  
 Distance of Measurements: 3 Meters  
 Operating Frequency: 6985MHz  
 Channel: 207



**Plot 7-883. Antenna WF8 Radiated Upper Band Edge (Peak & Average – UNII Band 8)**

Worst Case Mode: 802.11ax  
 Worst Case Transfer Rate: MCS11  
 Distance of Measurements: 3 Meters  
 Operating Frequency: 6985MHz  
 Channel: 207

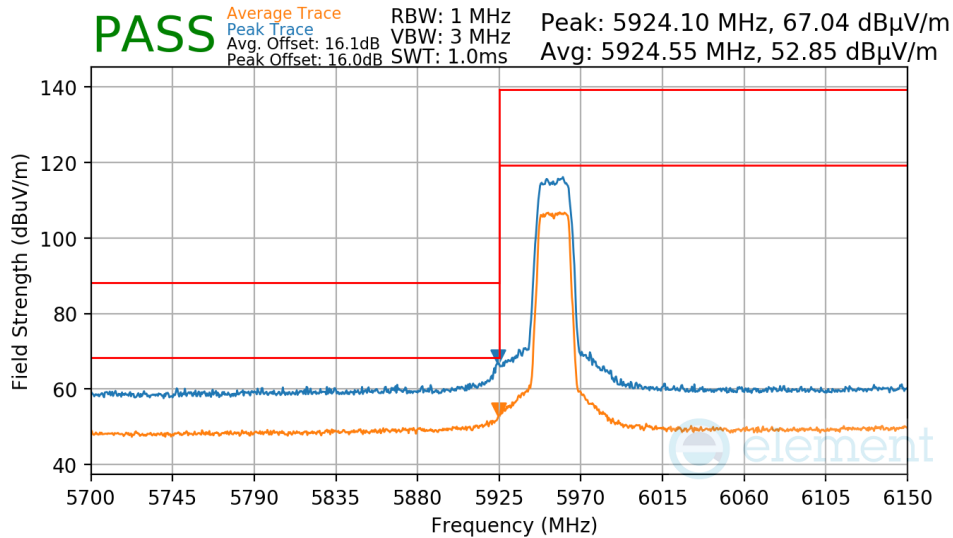


**Plot 7-884. Antenna WF8 Radiated Upper Band Edge (Peak & Average – UNII Band 8)**

FCC ID: BCGA2902 IC: 579C-A2902		<b>MEASUREMENT REPORT</b> (Certification)	Approved by: Technical Manager
Test Report S/N: 1C2311270063-13-R1.BCG	Test Dates: 11/29/2023 - 04/04/2024	EUT Type: Tablet Device	Page 294 of 336

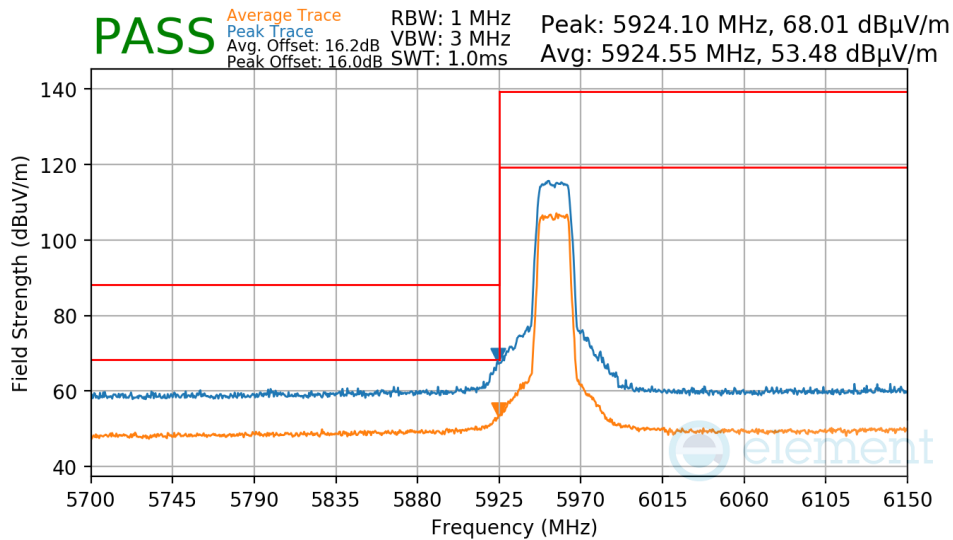
### 7.7.8 Antenna WF7a Radiated Band Edge Measurements (20MHz BW) §15.407(b.1)(b.2) §15.205 §15.209; RSS-Gen [8.9]; RSS-Gen [8.9]

Worst Case Mode:	802.11a
Worst Case Transfer Rate:	12Mbps
Distance of Measurements:	3 Meters
Operating Frequency:	5955MHz
Channel:	1




Plot 7-885. Antenna WF7a Radiated Lower Band Edge (Peak/Average – UNII Band 5)

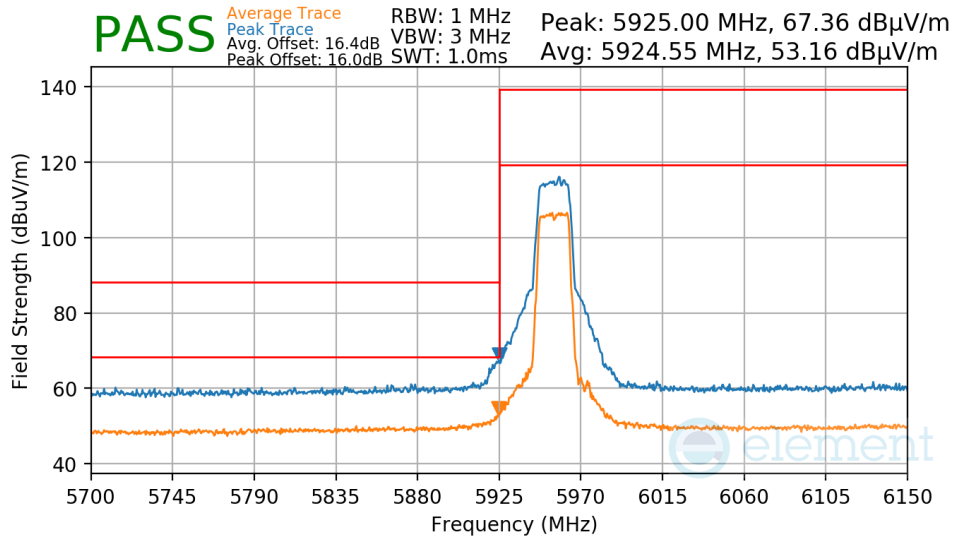
Worst Case Mode:	802.11a
Worst Case Transfer Rate:	24Mbps
Distance of Measurements:	3 Meters
Operating Frequency:	5955MHz
Channel:	1



Plot 7-886. Antenna WF7a Radiated Lower Band Edge (Peak/Average – UNII Band 5)

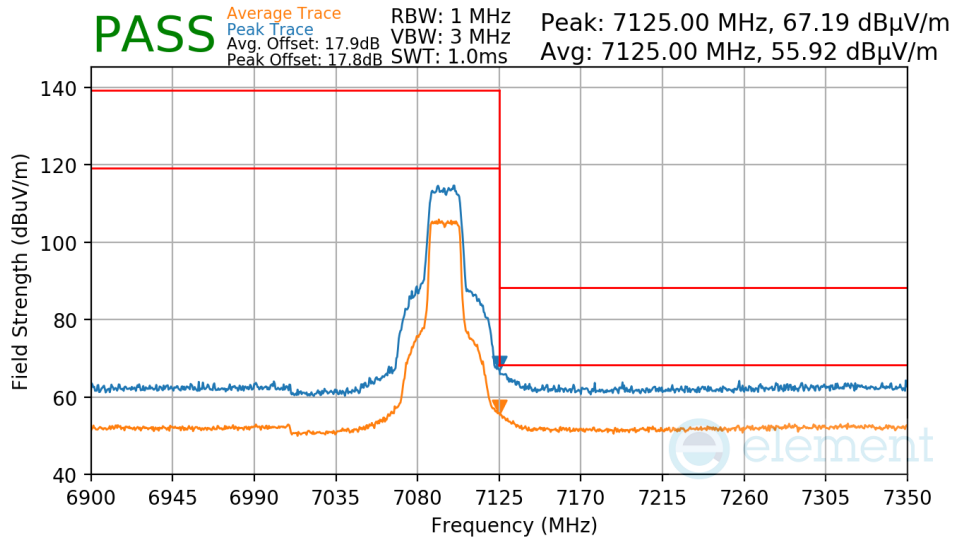
FCC ID: BCGA2902 IC: 579C-A2902		MEASUREMENT REPORT (Certification)	Approved by: Technical Manager
Test Report S/N: 1C2311270063-13-R1.BCG	Test Dates: 11/29/2023 - 04/04/2024	EUT Type: Tablet Device	Page 295 of 336

Worst Case Mode: 802.11a  
 Worst Case Transfer Rate: 54Mbps  
 Distance of Measurements: 3 Meters  
 Operating Frequency: 5955MHz  
 Channel: 1



**Plot 7-887. Antenna WF7a Radiated Lower Band Edge (Peak/Average – UNII Band 5)**

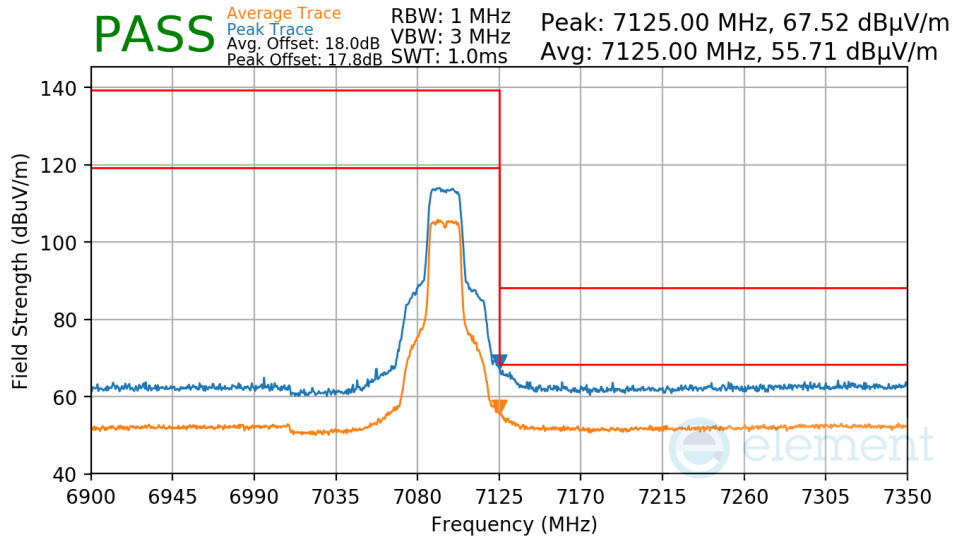
Worst Case Mode: 802.11a  
 Worst Case Transfer Rate: 12Mbps  
 Distance of Measurements: 3 Meters  
 Operating Frequency: 7095MHz  
 Channel: 229



**Plot 7-888. Antenna WF7a Radiated Upper Band Edge (Peak/Average – UNII Band 8)**

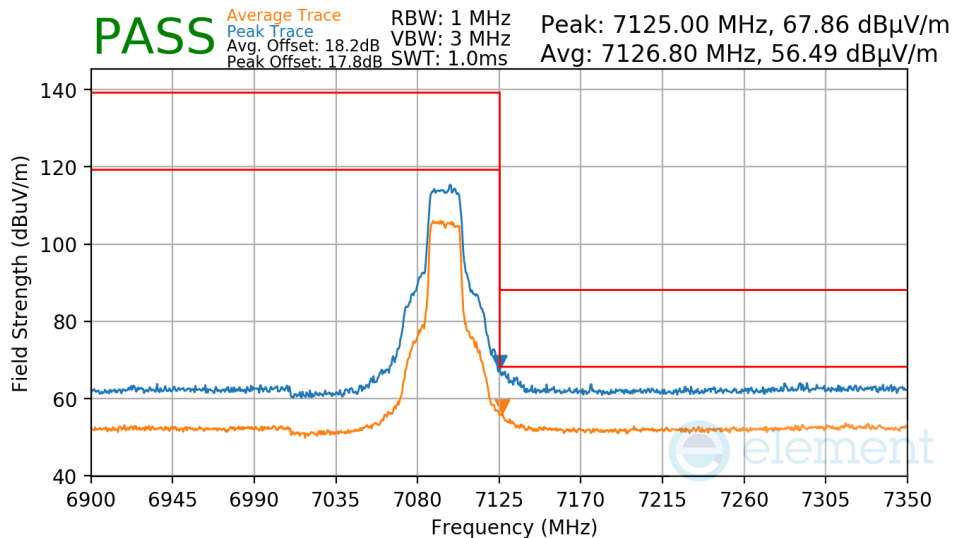
FCC ID: BCGA2902 IC: 579C-A2902		<b>MEASUREMENT REPORT</b> (Certification)	Approved by: Technical Manager
Test Report S/N: 1C2311270063-13-R1.BCG	Test Dates: 11/29/2023 - 04/04/2024	EUT Type: Tablet Device	Page 296 of 336

Worst Case Mode: 802.11a  
 Worst Case Transfer Rate: 24Mbps  
 Distance of Measurements: 3 Meters  
 Operating Frequency: 7095MHz  
 Channel: 229



**Plot 7-889. Antenna WF7a Radiated Upper Band Edge (Peak/Average – UNII Band 8)**

Worst Case Mode: 802.11a  
 Worst Case Transfer Rate: 54Mbps  
 Distance of Measurements: 3 Meters  
 Operating Frequency: 7095MHz  
 Channel: 229

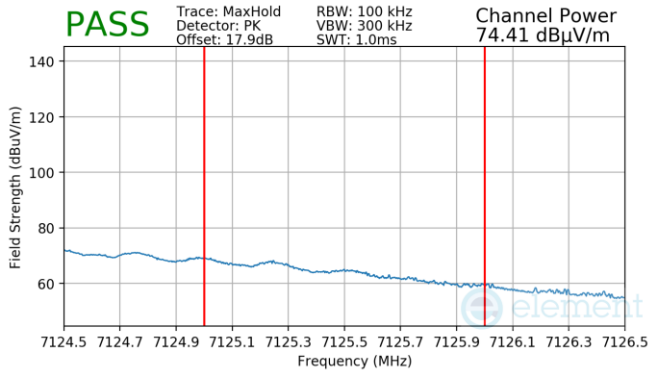


**Plot 7-890. Antenna WF7a Radiated Upper Band Edge (Peak/Average – UNII Band 8)**

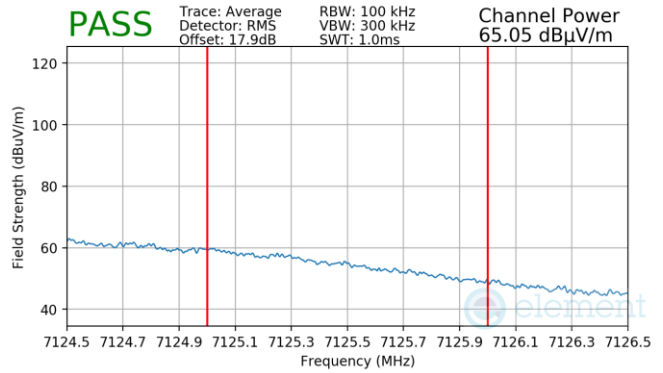
FCC ID: BCGA2902 IC: 579C-A2902		MEASUREMENT REPORT (Certification)	Approved by: Technical Manager
Test Report S/N: 1C2311270063-13-R1.BCG	Test Dates: 11/29/2023 - 04/04/2024	EUT Type: Tablet Device	Page 297 of 336



Worst Case Mode: 802.11a  
 Worst Case Transfer Rate: 12Mbps  
 Distance of Measurements: 3 Meters  
 Operating Frequency: 7115MHz  
 Channel: 233

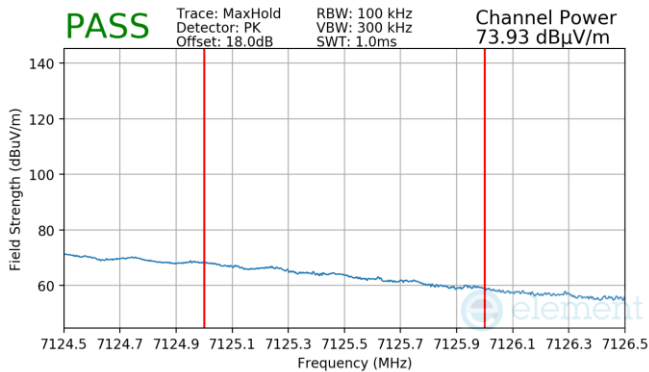


**Plot 7-891. Antenna WF7a Radiated Upper Band Edge (Peak – UNII Band 8)**

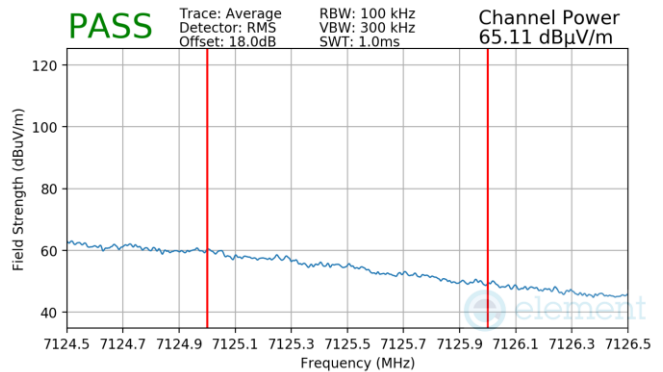


**Plot 7-892. Antenna WF7a Radiated Upper Band Edge (Average – UNII Band 8)**


Worst Case Mode: 802.11a  
 Worst Case Transfer Rate: 24Mbps  
 Distance of Measurements: 3 Meters  
 Operating Frequency: 7115MHz  
 Channel: 233



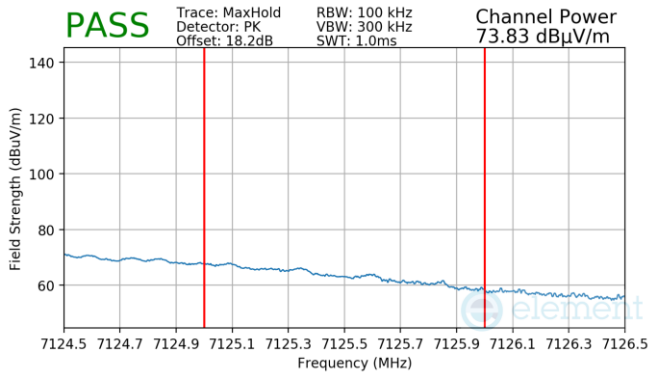
**Plot 7-893. Antenna WF7a Radiated Upper Band Edge (Peak – UNII Band 8)**



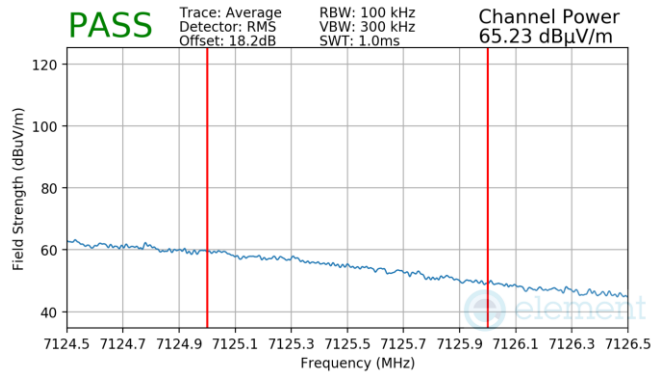
**Plot 7-894. Antenna WF7a Radiated Upper Band Edge (Average – UNII Band 8)**

FCC ID: BCGA2902 IC: 579C-A2902		<b>MEASUREMENT REPORT</b> (Certification)	Approved by: Technical Manager
Test Report S/N: 1C2311270063-13-R1.BCG	Test Dates: 11/29/2023 - 04/04/2024	EUT Type: Tablet Device	Page 298 of 336


Worst Case Mode: 802.11a  
 Worst Case Transfer Rate: 54Mbps  
 Distance of Measurements: 3 Meters  
 Operating Frequency: 7115MHz  
 Channel: 233



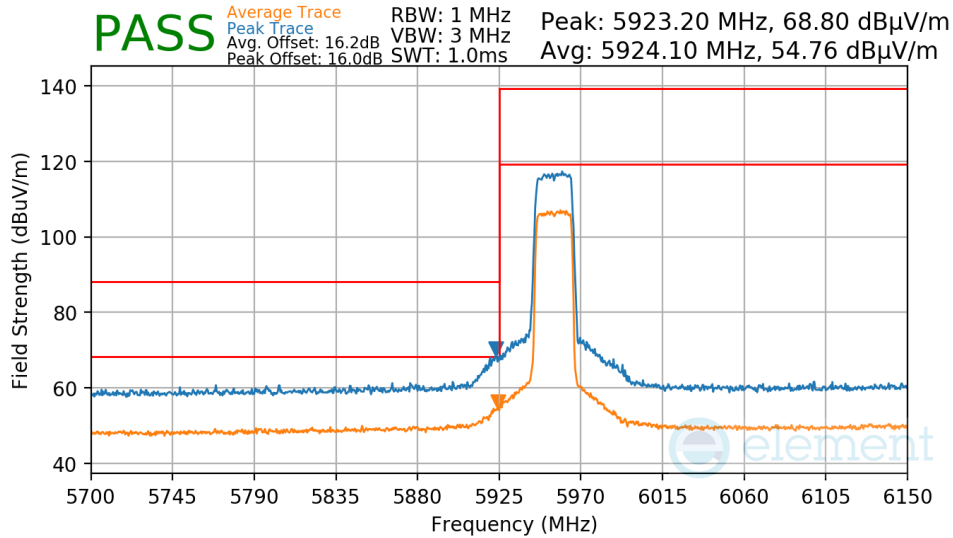
**Plot 7-895. Antenna WF7a Radiated Upper Band Edge (Peak – UNII Band 8)**



**Plot 7-896. Antenna WF7a Radiated Upper Band Edge (Average – UNII Band 8)**

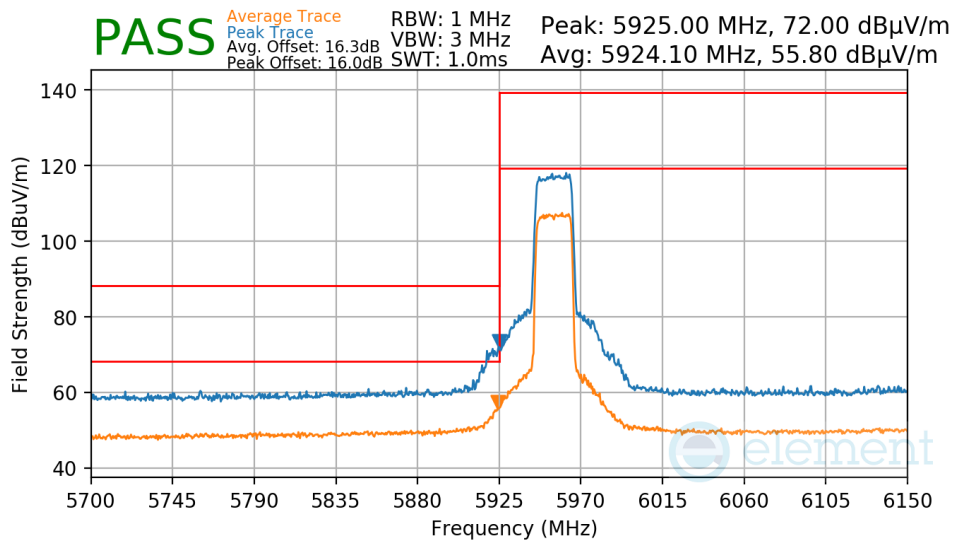
FCC ID: BCGA2902 IC: 579C-A2902	 <b>MEASUREMENT REPORT</b> (Certification)	<b>Approved by:</b> Technical Manager
<b>Test Report S/N:</b> 1C2311270063-13-R1.BCG		<b>Test Dates:</b> 11/29/2023 - 04/04/2024

Worst Case Mode: 802.11ax  
 Worst Case Transfer Rate: MCS2  
 Distance of Measurements: 3 Meters  
 Operating Frequency: 5955MHz  
 Channel: 1




**Plot 7-897. Antenna WF7a Radiated Lower Band Edge (Peak/Average – UNII Band 5)**

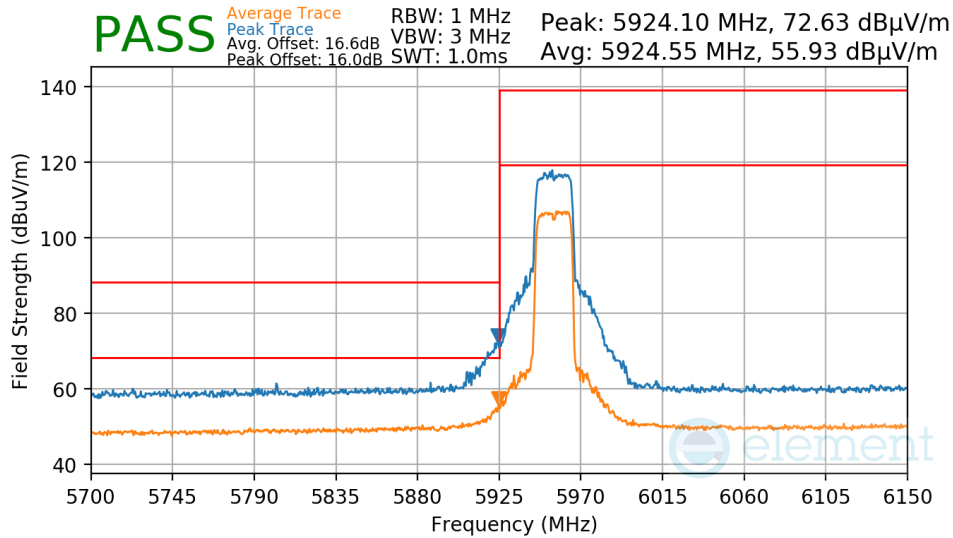
Worst Case Mode: 802.11ax  
 Worst Case Transfer Rate: MCS4  
 Distance of Measurements: 3 Meters  
 Operating Frequency: 5955MHz  
 Channel: 1



**Plot 7-898. Antenna WF7a Radiated Lower Band Edge (Peak/Average – UNII Band 5)**

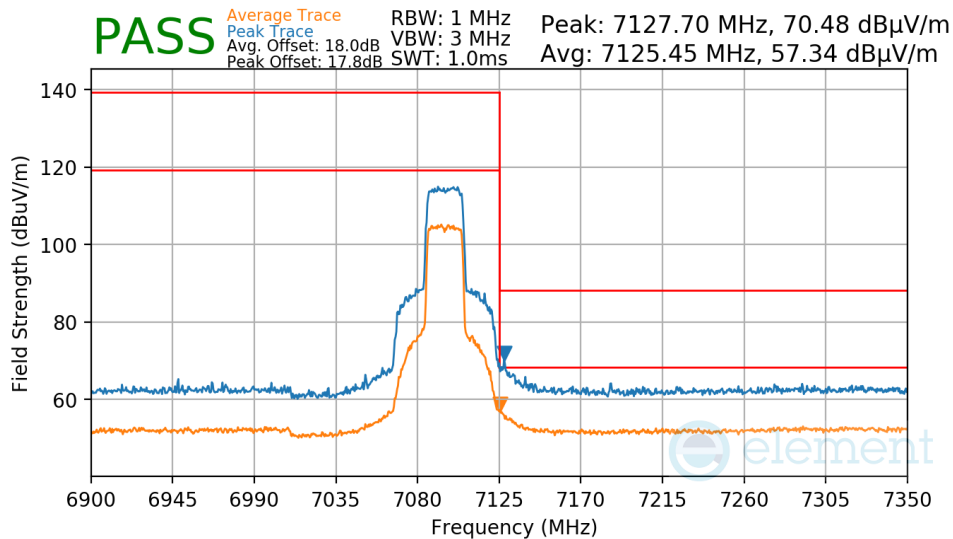
FCC ID: BCGA2902 IC: 579C-A2902		<b>MEASUREMENT REPORT</b> (Certification)	Approved by: Technical Manager
Test Report S/N: 1C2311270063-13-R1.BCG	Test Dates: 11/29/2023 - 04/04/2024	EUT Type: Tablet Device	Page 300 of 336

Worst Case Mode: 802.11ax  
 Worst Case Transfer Rate: MCS11  
 Distance of Measurements: 3 Meters  
 Operating Frequency: 5955MHz  
 Channel: 1




**Plot 7-899. Antenna WF7a Radiated Lower Band Edge (Peak/Average – UNII Band 5)**

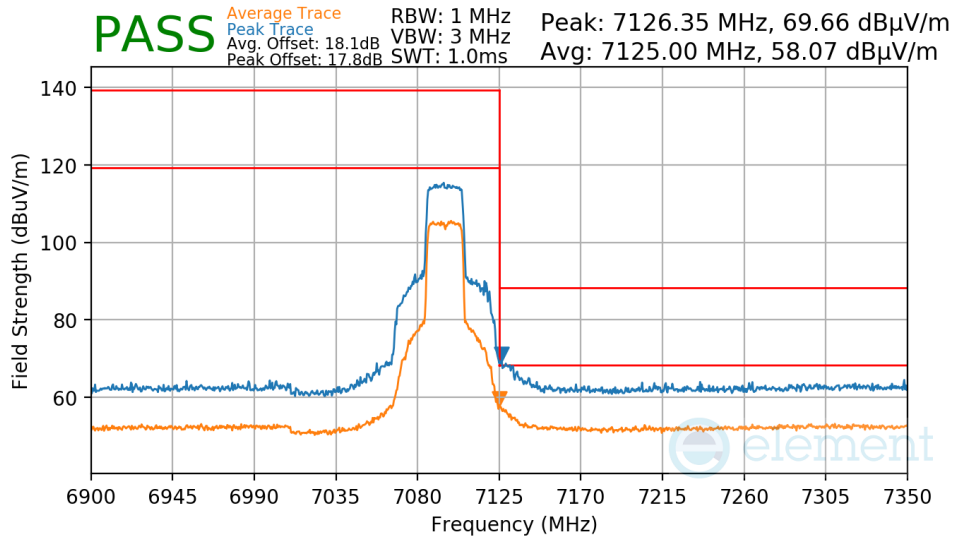
Worst Case Mode: 802.11ax  
 Worst Case Transfer Rate: MCS2  
 Distance of Measurements: 3 Meters  
 Operating Frequency: 7095MHz  
 Channel: 229



**Plot 7-900. Antenna WF7a Radiated Upper Band Edge (Peak/Average – UNII Band 8)**

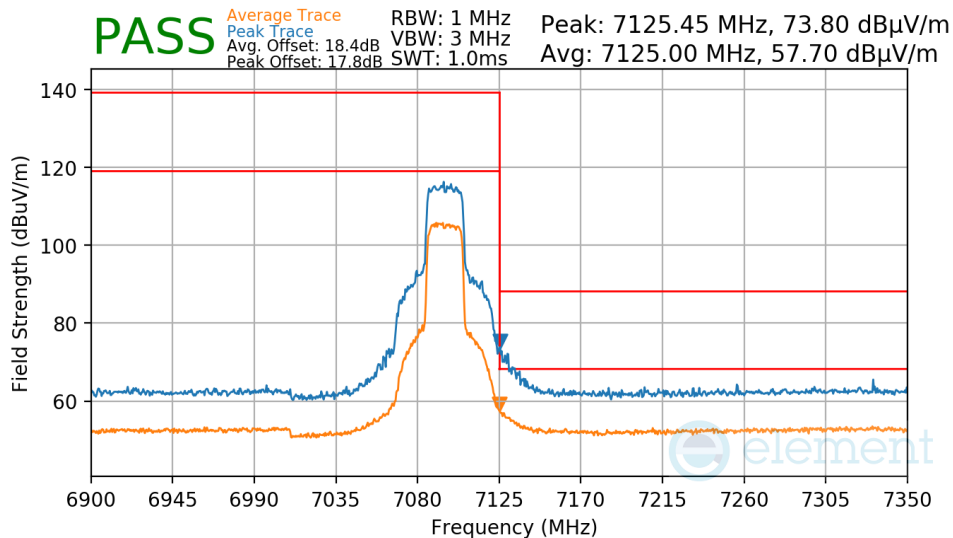
FCC ID: BCGA2902 IC: 579C-A2902		<b>MEASUREMENT REPORT</b> (Certification)	Approved by: Technical Manager
Test Report S/N: 1C2311270063-13-R1.BCG	Test Dates: 11/29/2023 - 04/04/2024	EUT Type: Tablet Device	Page 301 of 336

Worst Case Mode: 802.11ax  
 Worst Case Transfer Rate: MCS4  
 Distance of Measurements: 3 Meters  
 Operating Frequency: 7095MHz  
 Channel: 229




**Plot 7-901. Antenna WF7a Radiated Upper Band Edge (Peak/Average – UNII Band 8)**

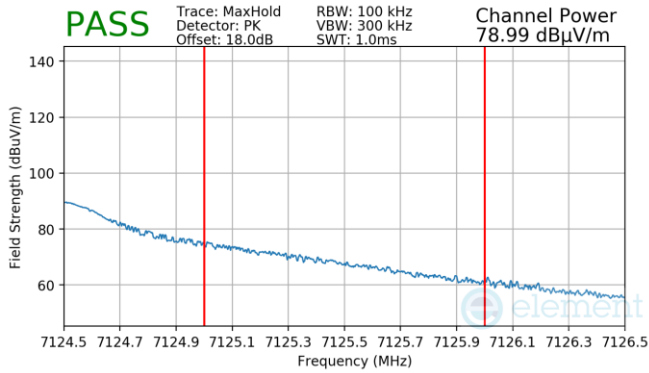
Worst Case Mode: 802.11ax  
 Worst Case Transfer Rate: MCS11  
 Distance of Measurements: 3 Meters  
 Operating Frequency: 7095MHz  
 Channel: 229



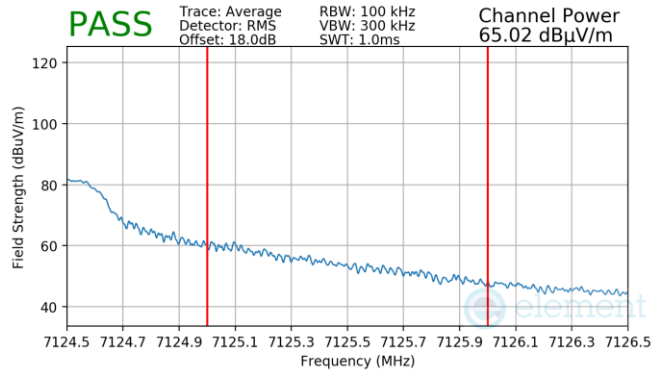
**Plot 7-902. Antenna WF7a Radiated Upper Band Edge (Peak/Average – UNII Band 8)**

FCC ID: BCGA2902 IC: 579C-A2902		<b>MEASUREMENT REPORT</b> (Certification)	Approved by: Technical Manager
Test Report S/N: 1C2311270063-13-R1.BCG	Test Dates: 11/29/2023 - 04/04/2024	EUT Type: Tablet Device	Page 302 of 336

Worst Case Mode: 802.11ax  
 Worst Case Transfer Rate: MCS2  
 Distance of Measurements: 3 Meters  
 Operating Frequency: 7115MHz  
 Channel: 233

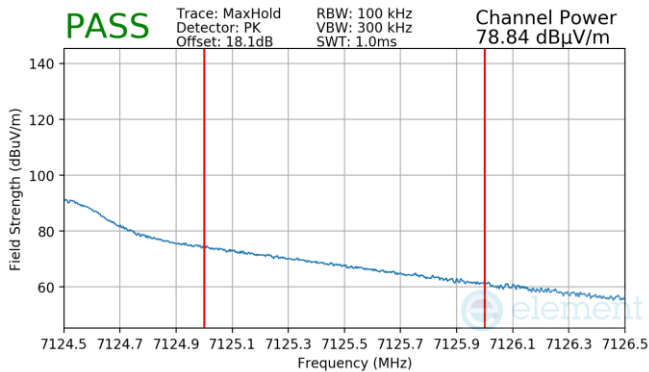


**Plot 7-903. Antenna WF7a Radiated Upper Band Edge (Peak – UNII Band 8)**

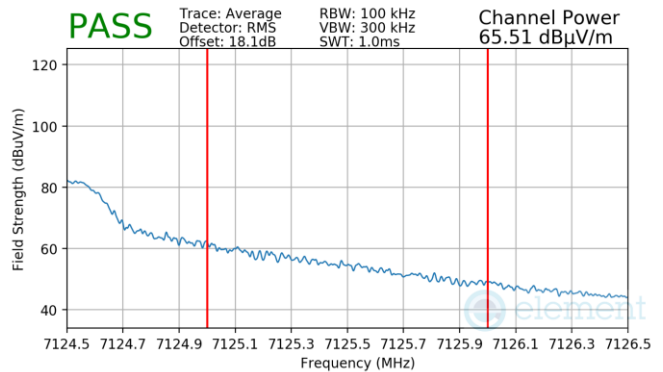


**Plot 7-904. Antenna WF7a Radiated Upper Band Edge (Average – UNII Band 8)**

Worst Case Mode: 802.11ax  
 Worst Case Transfer Rate: MCS4  
 Distance of Measurements: 3 Meters  
 Operating Frequency: 7115MHz  
 Channel: 233



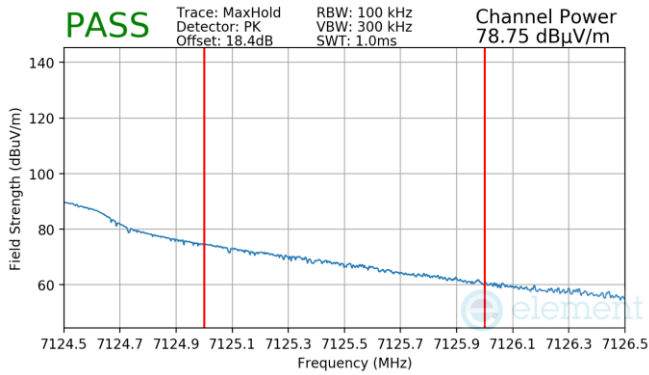
**Plot 7-905. Antenna WF7a Radiated Upper Band Edge (Peak – UNII Band 8)**



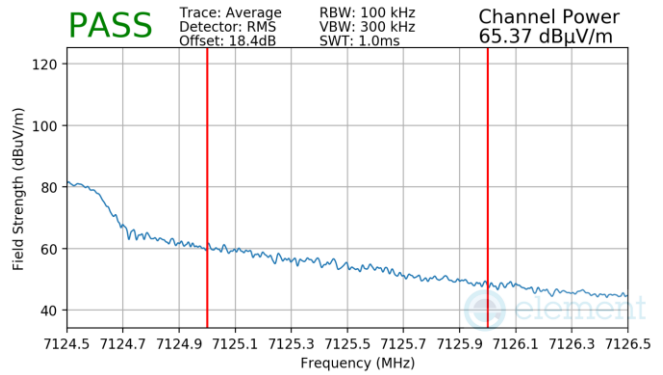
**Plot 7-906. Antenna WF7a Radiated Upper Band Edge (Average – UNII Band 8)**

FCC ID: BCGA2902 IC: 579C-A2902		<b>MEASUREMENT REPORT</b> (Certification)	Approved by: Technical Manager
Test Report S/N: 1C2311270063-13-R1.BCG	Test Dates: 11/29/2023 - 04/04/2024	EUT Type: Tablet Device	Page 303 of 336


Worst Case Mode: 802.11ax  
 Worst Case Transfer Rate: MCS11  
 Distance of Measurements: 3 Meters  
 Operating Frequency: 7115MHz  
 Channel: 233



**Plot 7-907. Antenna WF7a Radiated Upper Band Edge (Peak – UNII Band 8)**

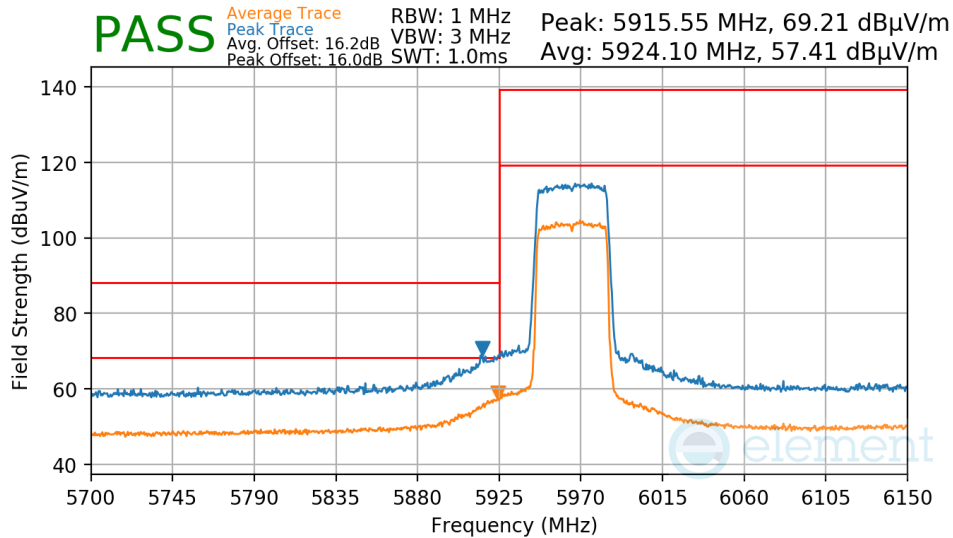


**Plot 7-908. Antenna WF7a Radiated Upper Band Edge (Average – UNII Band 8)**

FCC ID: BCGA2902 IC: 579C-A2902		<b>MEASUREMENT REPORT</b> (Certification)	<b>Approved by:</b> Technical Manager
<b>Test Report S/N:</b> 1C2311270063-13-R1.BCG	<b>Test Dates:</b> 11/29/2023 - 04/04/2024	<b>EUT Type:</b> Tablet Device	Page 304 of 336

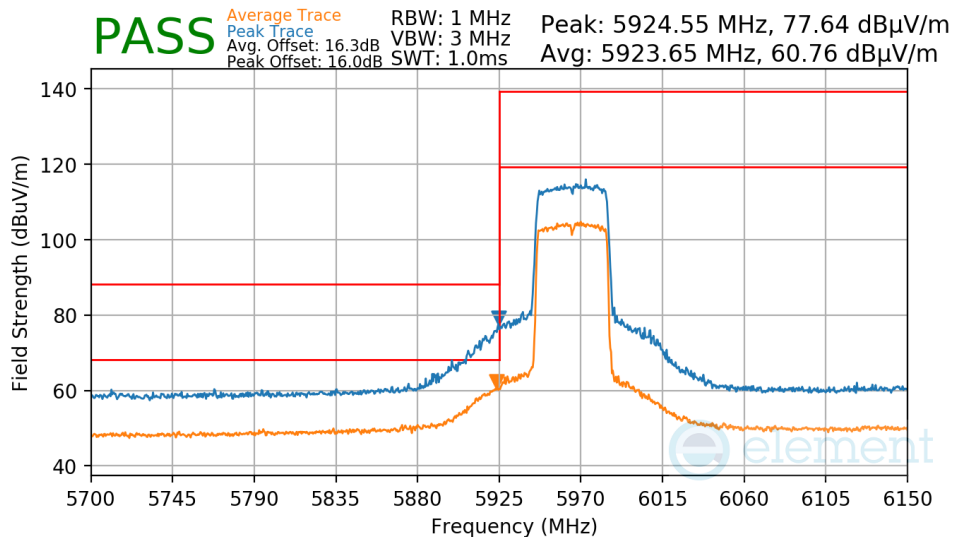
### 7.7.9 Antenna WF7a Radiated Band Edge Measurements (40MHz BW) §15.407(b.1)(b.2) §15.205 §15.209; RSS-Gen [8.9]

Worst Case Mode: 802.11ax  
 Worst Case Transfer Rate: MCS2  
 Distance of Measurements: 3 Meters  
 Operating Frequency: 5965MHz  
 Channel: 3




**Plot 7-909. Antenna WF7a Radiated Lower Band Edge (Peak & Average – UNII Band 5)**

Worst Case Mode: 802.11ax  
 Worst Case Transfer Rate: MCS4  
 Distance of Measurements: 3 Meters  
 Operating Frequency: 5965MHz  
 Channel: 3

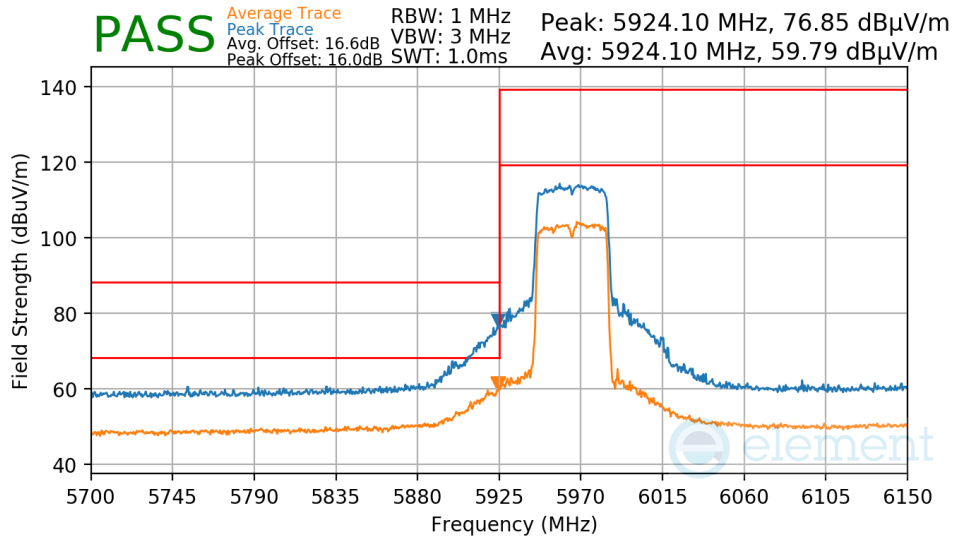


**Plot 7-910. Antenna WF7a Radiated Lower Band Edge (Peak & Average – UNII Band 5)**

FCC ID: BCGA2902 IC: 579C-A2902		MEASUREMENT REPORT (Certification)	Approved by: Technical Manager
Test Report S/N: 1C2311270063-13-R1.BCG	Test Dates: 11/29/2023 - 04/04/2024	EUT Type: Tablet Device	Page 305 of 336

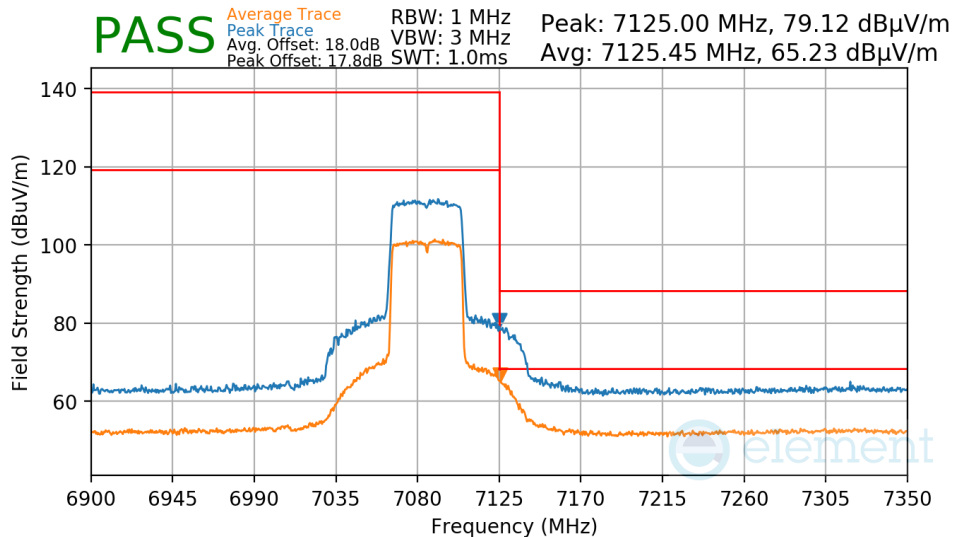


Worst Case Mode: 802.11ax  
 Worst Case Transfer Rate: MCS11  
 Distance of Measurements: 3 Meters  
 Operating Frequency: 5965MHz  
 Channel: 3




**Plot 7-911. Antenna WF7a Radiated Lower Band Edge (Peak & Average – UNII Band 5)**

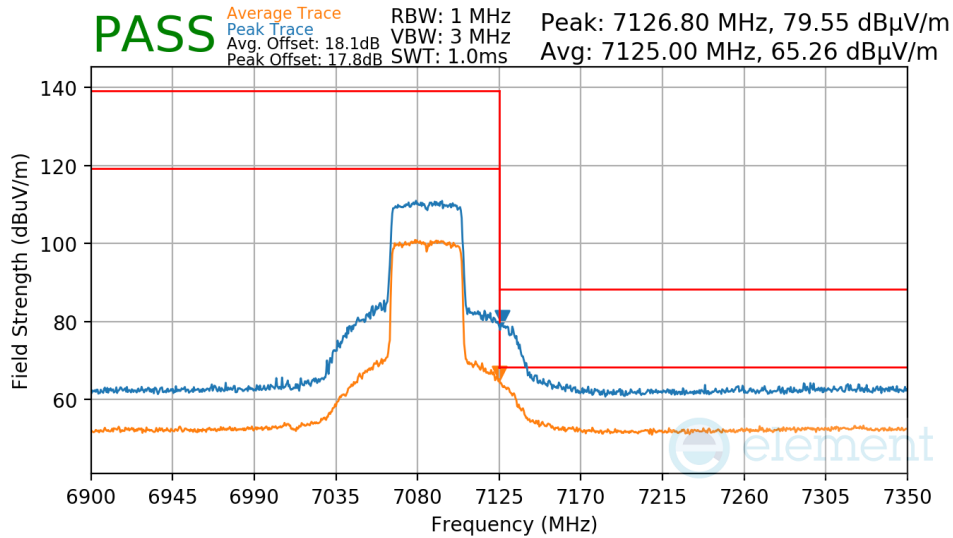
Worst Case Mode: 802.11ax  
 Worst Case Transfer Rate: MCS2  
 Distance of Measurements: 3 Meters  
 Operating Frequency: 7085MHz  
 Channel: 227



**Plot 7-912. Antenna WF7a Radiated Upper Band Edge (Peak & Average – UNII Band 8)**

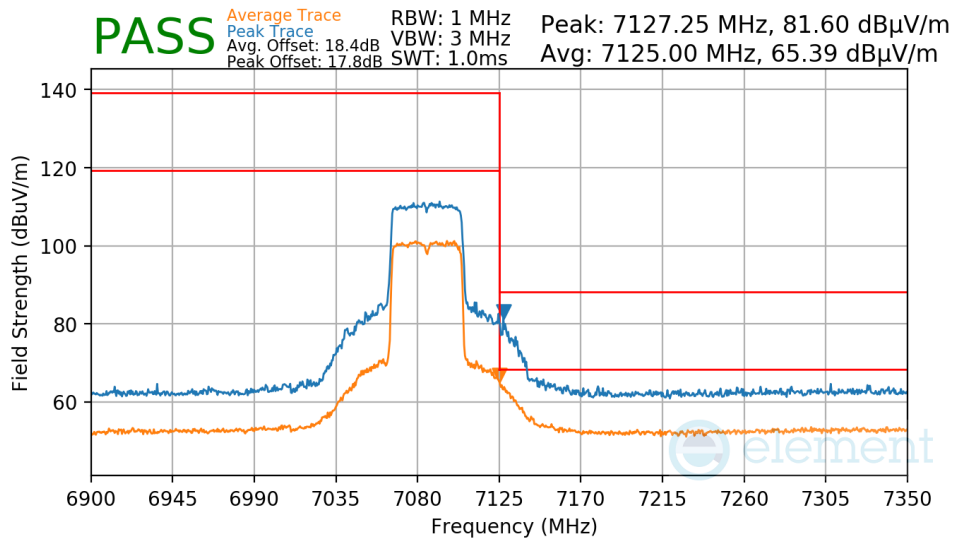
FCC ID: BCGA2902 IC: 579C-A2902		<b>MEASUREMENT REPORT</b> (Certification)	Approved by: Technical Manager
Test Report S/N: 1C2311270063-13-R1.BCG	Test Dates: 11/29/2023 - 04/04/2024	EUT Type: Tablet Device	Page 306 of 336

Worst Case Mode: 802.11ax  
 Worst Case Transfer Rate: MCS4  
 Distance of Measurements: 3 Meters  
 Operating Frequency: 7085MHz  
 Channel: 227



**Plot 7-913. Antenna WF7a Radiated Upper Band Edge (Peak & Average – UNII Band 8)**

Worst Case Mode: 802.11ax  
 Worst Case Transfer Rate: MCS11  
 Distance of Measurements: 3 Meters  
 Operating Frequency: 7085MHz  
 Channel: 227

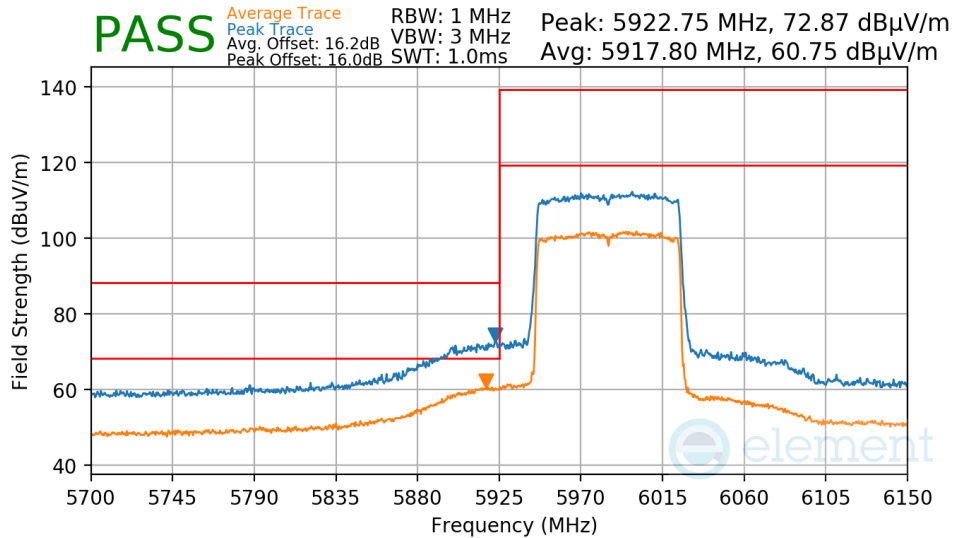


**Plot 7-914. Antenna WF7a Radiated Upper Band Edge (Peak & Average – UNII Band 8)**

FCC ID: BCGA2902 IC: 579C-A2902		<b>MEASUREMENT REPORT</b> (Certification)	Approved by: Technical Manager
Test Report S/N: 1C2311270063-13-R1.BCG	Test Dates: 11/29/2023 - 04/04/2024	EUT Type: Tablet Device	Page 307 of 336

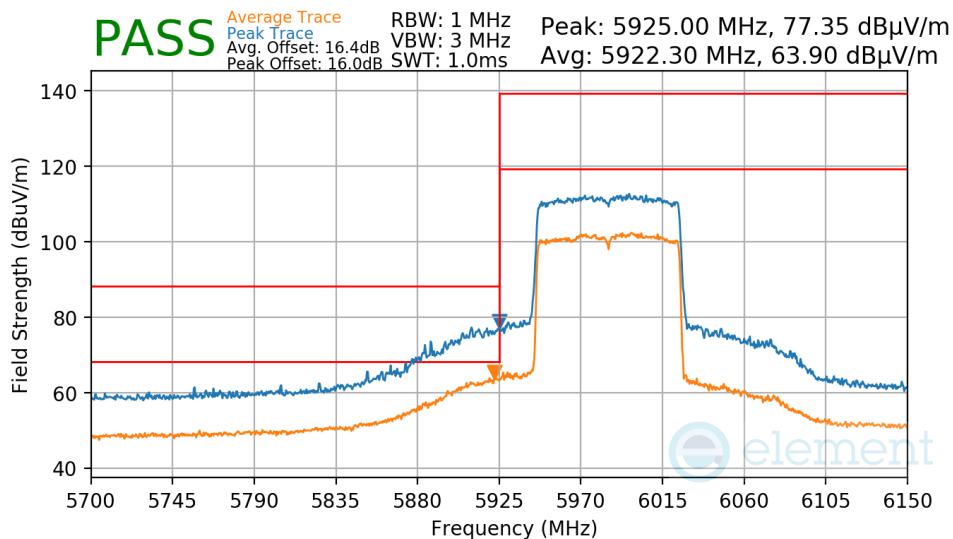
### 7.7.10 Antenna WF7a Radiated Band Edge Measurements (80MHz BW) §15.407(b.1)(b.2) §15.205 §15.209; RSS-Gen [8.9]

Worst Case Mode: 802.11ax  
 Worst Case Transfer Rate: MCS2  
 Distance of Measurements: 3 Meters  
 Operating Frequency: 5985MHz  
 Channel: 7



**Plot 7-915. Antenna WF7a Radiated Lower Band Edge (Peak & Average – UNII Band 5)**

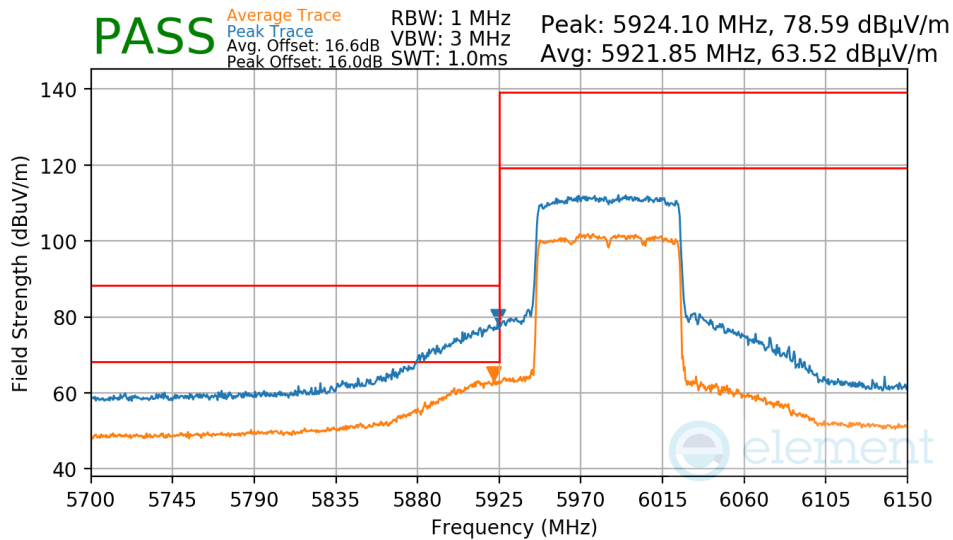
Worst Case Mode: 802.11ax  
 Worst Case Transfer Rate: MCS4  
 Distance of Measurements: 3 Meters  
 Operating Frequency: 5985MHz  
 Channel: 7



**Plot 7-916. Antenna WF7a Radiated Lower Band Edge (Peak & Average – UNII Band 5)**

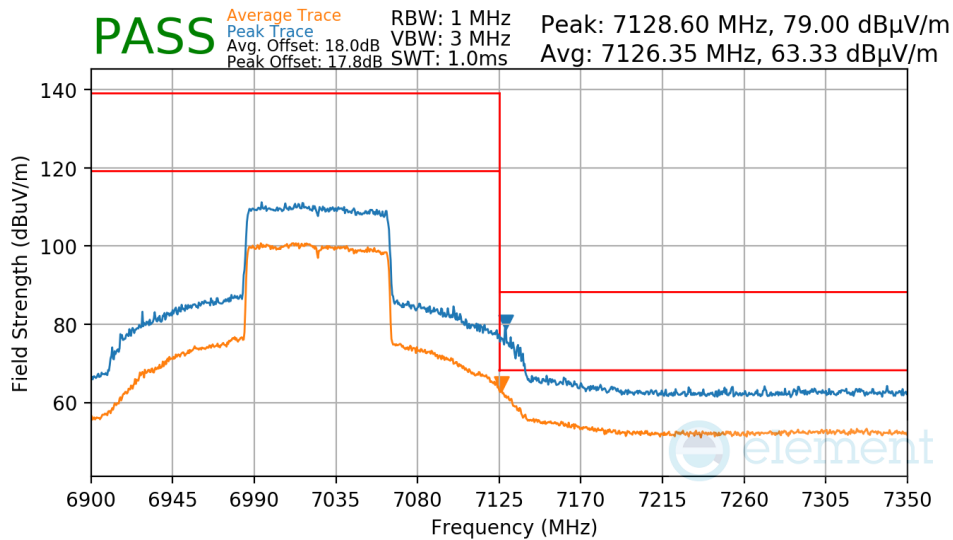
FCC ID: BCGA2902 IC: 579C-A2902		MEASUREMENT REPORT (Certification)	Approved by: Technical Manager
Test Report S/N: 1C2311270063-13-R1.BCG	Test Dates: 11/29/2023 - 04/04/2024	EUT Type: Tablet Device	Page 308 of 336

Worst Case Mode: 802.11ax  
 Worst Case Transfer Rate: MCS11  
 Distance of Measurements: 3 Meters  
 Operating Frequency: 5985MHz  
 Channel: 7



**Plot 7-917. Antenna WF7a Radiated Lower Band Edge (Peak & Average – UNII Band 5)**

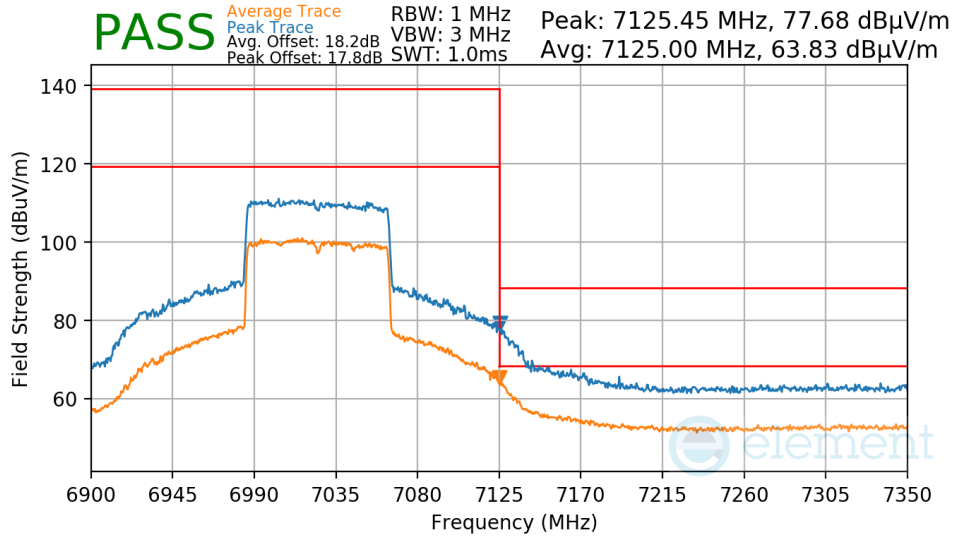
Worst Case Mode: 802.11ax  
 Worst Case Transfer Rate: MCS2  
 Distance of Measurements: 3 Meters  
 Operating Frequency: 7025MHz  
 Channel: 215



**Plot 7-918. Antenna WF7a Radiated Upper Band Edge (Peak & Average – UNII Band 8)**

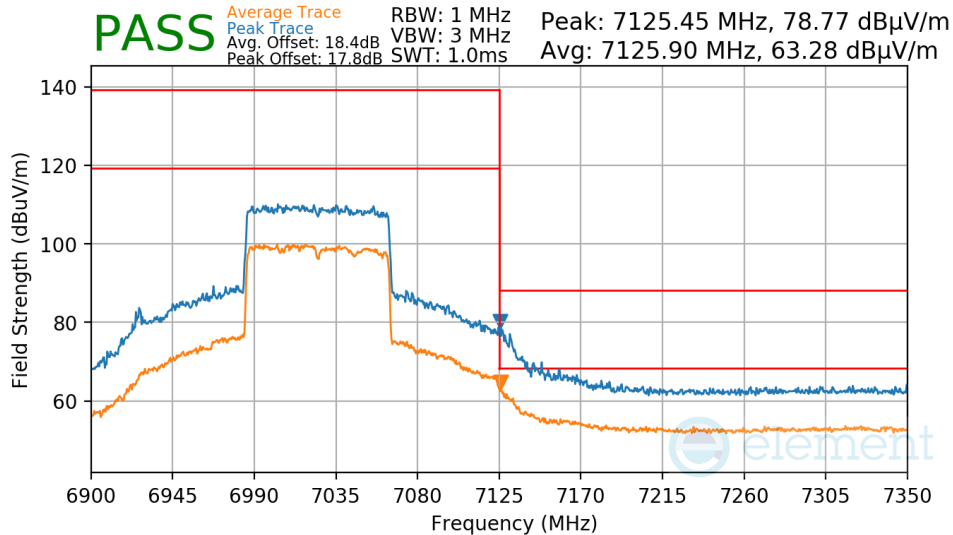
FCC ID: BCGA2902 IC: 579C-A2902		MEASUREMENT REPORT (Certification)	Approved by: Technical Manager
Test Report S/N: 1C2311270063-13-R1.BCG	Test Dates: 11/29/2023 - 04/04/2024	EUT Type: Tablet Device	Page 309 of 336

Worst Case Mode: 802.11ax  
 Worst Case Transfer Rate: MCS4  
 Distance of Measurements: 3 Meters  
 Operating Frequency: 7025MHz  
 Channel: 215



**Plot 7-919. Antenna WF7a Radiated Upper Band Edge (Peak & Average – UNII Band 8)**

Worst Case Mode: 802.11ax  
 Worst Case Transfer Rate: MCS11  
 Distance of Measurements: 3 Meters  
 Operating Frequency: 7025MHz  
 Channel: 215

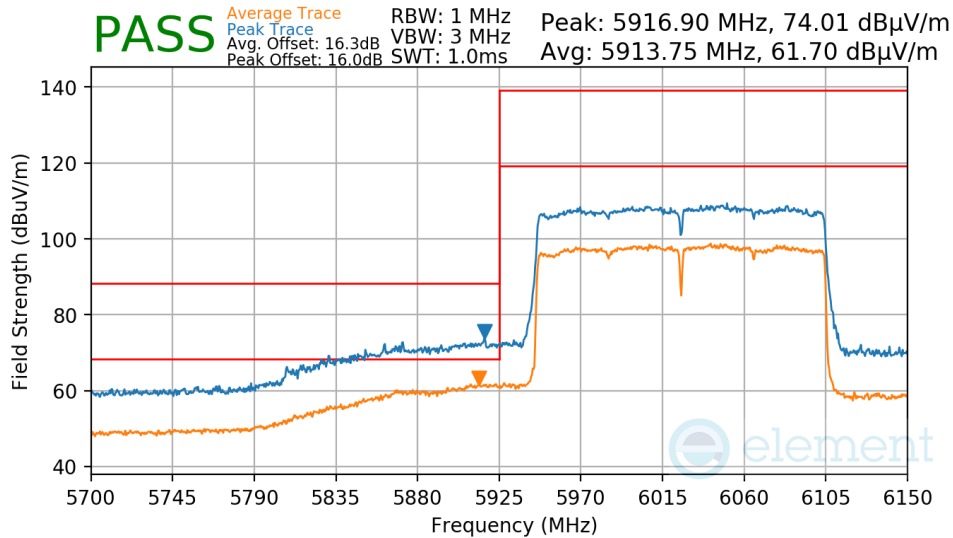


**Plot 7-920. Antenna WF7a Radiated Upper Band Edge (Peak & Average – UNII Band 8)**

FCC ID: BCGA2902 IC: 579C-A2902		<b>MEASUREMENT REPORT</b> (Certification)	Approved by: Technical Manager
Test Report S/N: 1C2311270063-13-R1.BCG	Test Dates: 11/29/2023 - 04/04/2024	EUT Type: Tablet Device	Page 310 of 336

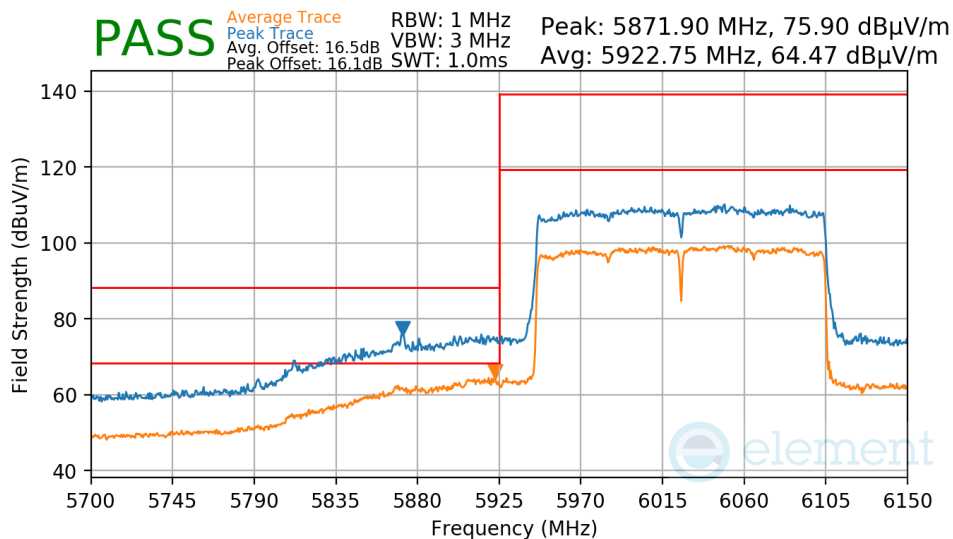
### 7.7.11 Antenna WF7a Radiated Band Edge Measurements (160MHz BW) §15.407(b.1)(b.2) §15.205 §15.209; RSS-Gen [8.9]

Worst Case Mode: 802.11ax  
 Worst Case Transfer Rate: MCS2  
 Distance of Measurements: 3 Meters  
 Operating Frequency: 6025MHz  
 Channel: 15




**Plot 7-921. Antenna WF7a Radiated Lower Band Edge (Peak & Average – UNII Band 5)**

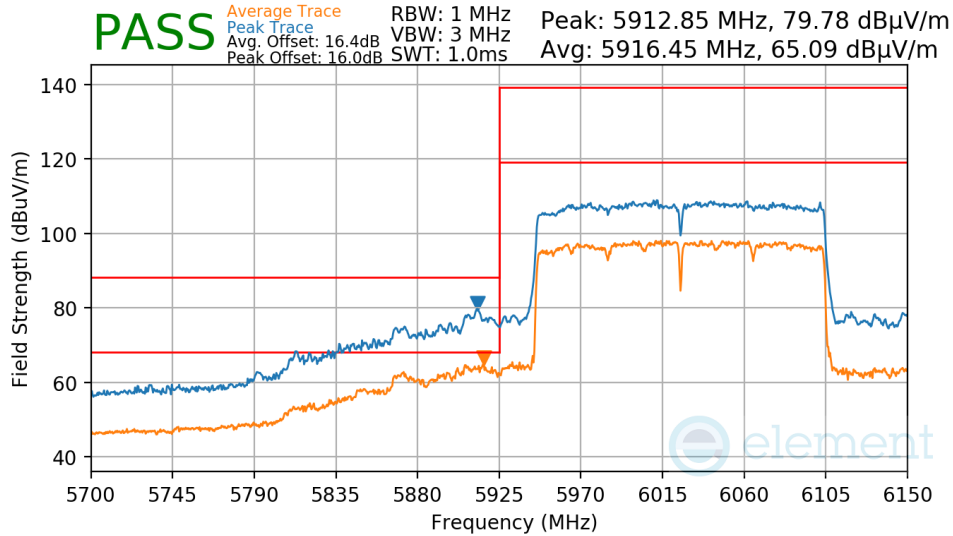
Worst Case Mode: 802.11ax  
 Worst Case Transfer Rate: MCS4  
 Distance of Measurements: 3 Meters  
 Operating Frequency: 6025MHz  
 Channel: 15



**Plot 7-922. Antenna WF7a Radiated Lower Band Edge (Peak & Average – UNII Band 5)**

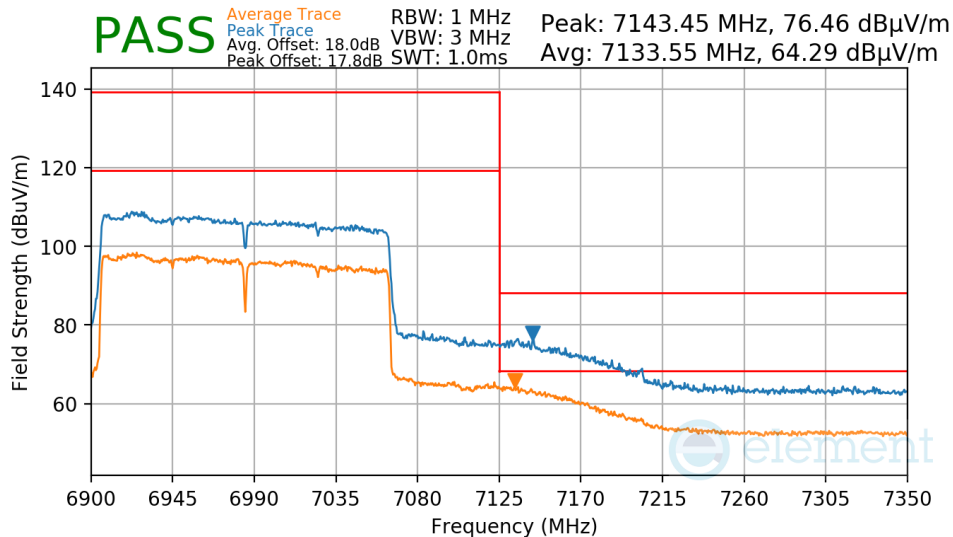
FCC ID: BCGA2902 IC: 579C-A2902		MEASUREMENT REPORT (Certification)	Approved by: Technical Manager
Test Report S/N: 1C2311270063-13-R1.BCG	Test Dates: 11/29/2023 - 04/04/2024	EUT Type: Tablet Device	Page 311 of 336

Worst Case Mode: 802.11ax  
 Worst Case Transfer Rate: MCS11  
 Distance of Measurements: 3 Meters  
 Operating Frequency: 6025MHz  
 Channel: 15



**Plot 7-923. Antenna WF7a Radiated Lower Band Edge (Peak & Average – UNII Band 5)**

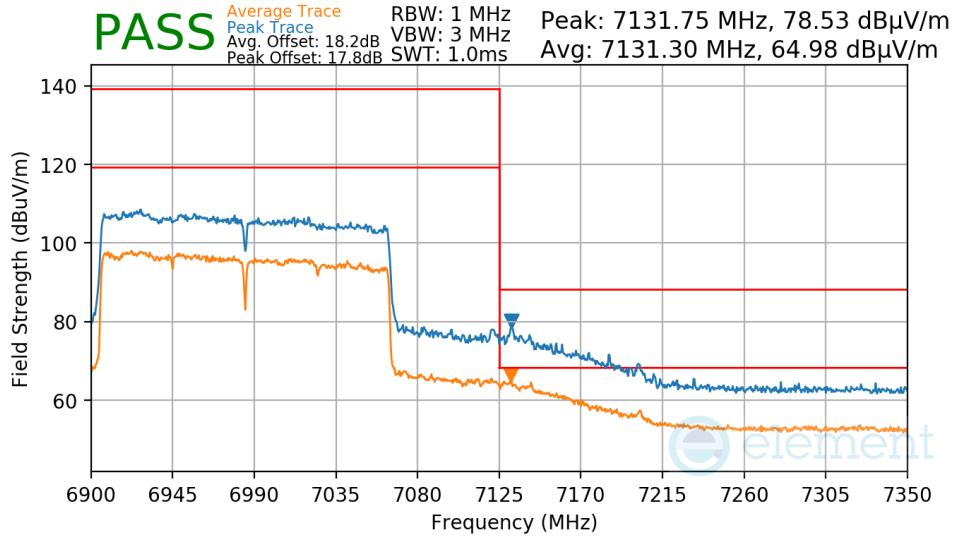
Worst Case Mode: 802.11ax  
 Worst Case Transfer Rate: MCS2  
 Distance of Measurements: 3 Meters  
 Operating Frequency: 6985MHz  
 Channel: 207



**Plot 7-924. Antenna WF7a Radiated Upper Band Edge (Peak & Average – UNII Band 8)**

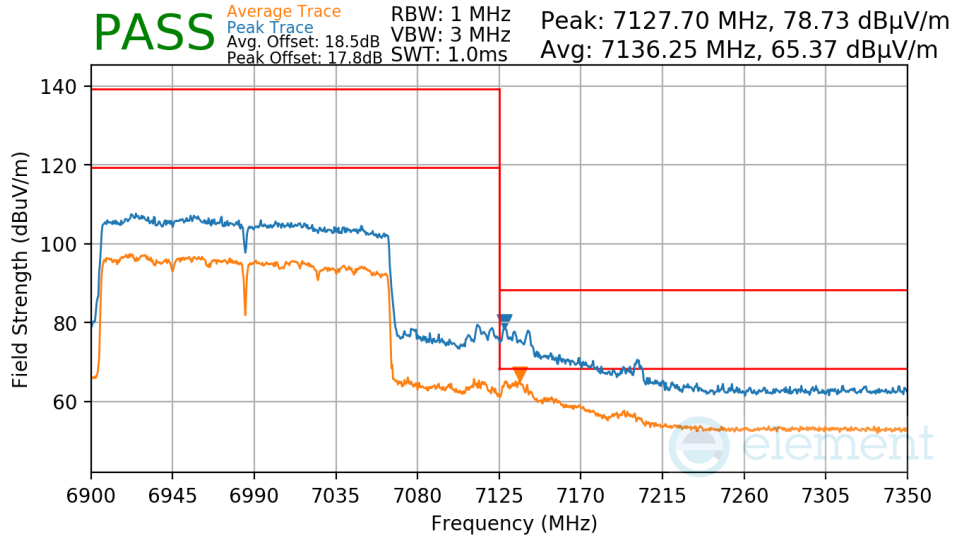
FCC ID: BCGA2902 IC: 579C-A2902		<b>MEASUREMENT REPORT</b> (Certification)	Approved by: Technical Manager
Test Report S/N: 1C2311270063-13-R1.BCG	Test Dates: 11/29/2023 - 04/04/2024	EUT Type: Tablet Device	Page 312 of 336

Worst Case Mode: 802.11ax  
 Worst Case Transfer Rate: MCS4  
 Distance of Measurements: 3 Meters  
 Operating Frequency: 6985MHz  
 Channel: 207



**Plot 7-925. Antenna WF7a Radiated Upper Band Edge (Peak & Average – UNII Band 8)**

Worst Case Mode: 802.11ax  
 Worst Case Transfer Rate: MCS11  
 Distance of Measurements: 3 Meters  
 Operating Frequency: 6985MHz  
 Channel: 207



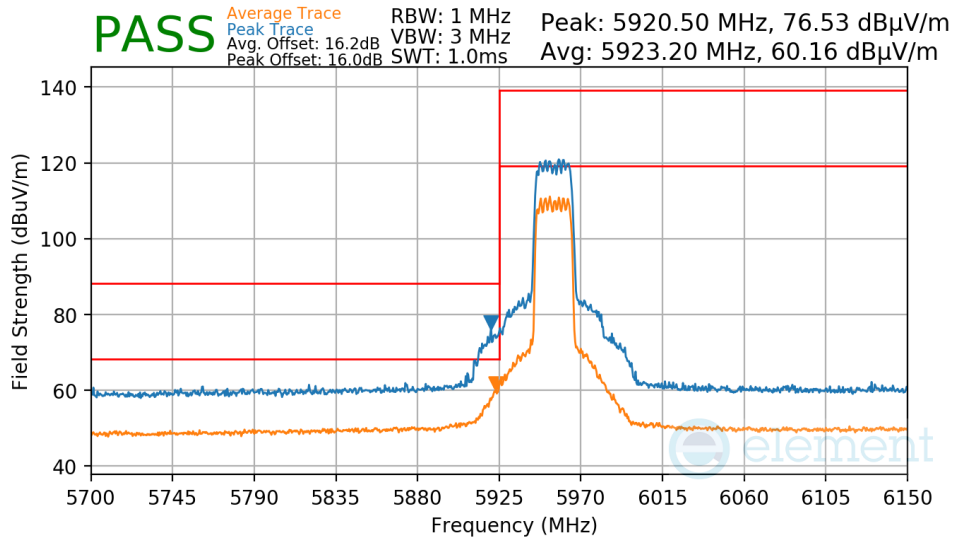
**Plot 7-926. Antenna WF7a Radiated Upper Band Edge (Peak & Average – UNII Band 8)**

FCC ID: BCGA2902 IC: 579C-A2902		MEASUREMENT REPORT (Certification)	Approved by: Technical Manager
Test Report S/N: 1C2311270063-13-R1.BCG	Test Dates: 11/29/2023 - 04/04/2024	EUT Type: Tablet Device	Page 313 of 336



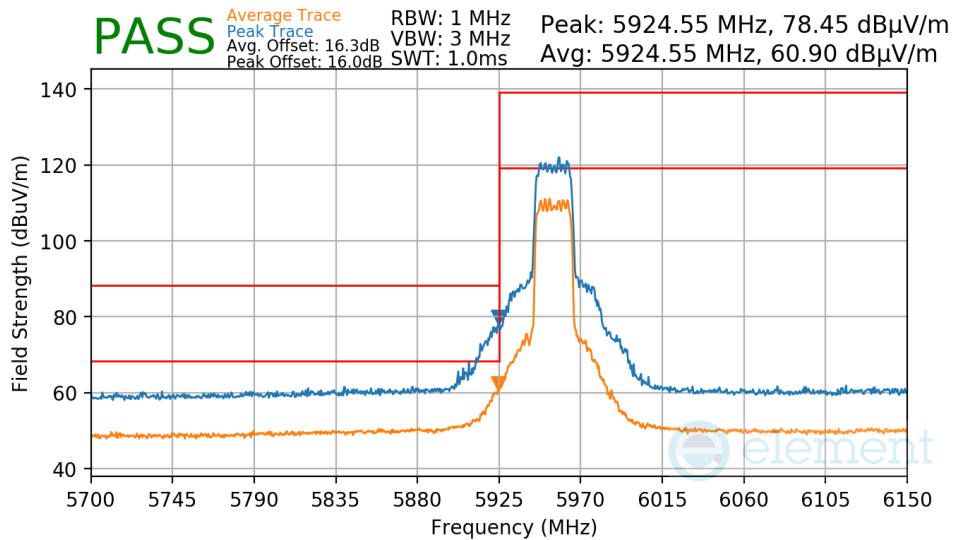
### 7.7.12 SDM Radiated Band Edge Measurements (20MHz BW) §15.407(b.1)(b.2) §15.205 §15.209; RSS-Gen [8.9]; RSS-Gen [8.9]

Worst Case Mode: 802.11ax  
 Worst Case Transfer Rate: MCS2  
 Distance of Measurements: 3 Meters  
 Operating Frequency: 5955MHz  
 Channel: 1




**Plot 7-927. SDM Radiated Lower Band Edge (Peak/Average – UNII Band 5)**

Worst Case Mode: 802.11ax  
 Worst Case Transfer Rate: MCS4  
 Distance of Measurements: 3 Meters  
 Operating Frequency: 5955MHz  
 Channel: 1



**Plot 7-928. SDM Radiated Lower Band Edge (Peak/Average – UNII Band 5)**

FCC ID: BCGA2902 IC: 579C-A2902		MEASUREMENT REPORT (Certification)	Approved by: Technical Manager
Test Report S/N: 1C2311270063-13-R1.BCG	Test Dates: 11/29/2023 - 04/04/2024	EUT Type: Tablet Device	Page 314 of 336